



# 2020 Crime in Washington

PORT ORCHARD POLICE DEPARTMENT  
CRIME STATISTICS

# Crime Reporting

- Crime = Punishable by possible incarceration
- Data collected via officer report writing system
- Adjusted/corrected by Administrative Services
- Compiled and reported by Washington Association of Sheriffs and Police Chiefs (WASPC)
- National Incident Based Reporting System (NIBRS)
- Separated into Group A and Group B

# Classifications of Crimes – Group A Offenses



## **Group A Offenses**

## **Reported Crimes**




- Crimes against persons
- Crimes against property
- Crimes against society

## **Group B Offenses**

## **Actual Arrests**


- Usually “on-view” arrests

# Statewide Crime Profile – Crime up 7.1%

- Crimes against persons  4.7 % Every 5.3 minutes
- Crimes against property  13.8 % Every 1.4 minutes
- Crimes against society  3.6 % Every 16.4 minutes

Group A offenses were cleared by arrest or exceptional means 22.8 % of the time.

There were **302** murders statewide in 2020 – an increase of 46.6 %.

There were **2,047** assaults on law enforcement officers ( 6.2 %) and **two** officers killed in the line of duty within Washington State.



# Port Orchard – Crimes Against Persons

Group A Offenses	Reported 2019	Reported 2020	% of Change	Crime Rate per 1,000	Total Arrests	DV Offense Totals
Murder	0	0		0.0	0	0
Manslaughter	0	0		0.0	0	0
Rape	6	8	33.3%	0.5	1	0
Sodomy	1	1	0.0%	0.1	0	0
Sexual Assault w/Object	0	0		0.0	0	0
Fondling	4	2	-50.0%	0.1	0	0
Aggravated Assault	48	44	-8.3%	3.0	27	4
Simple Assault	155	157	1.3%	10.6	53	8
Intimidation	62	69	11.3%	4.7	10	1
Kidnapping	0	2		0.1	2	0
Incest	0	0		0.0	0	0
Statutory Rape	2	1	-50.0%	0.1	0	0
Human Trafficking Offenses	0	0		0.0	0	0
Violation of No Contact/Protect.	62	55	-11.3%	3.7	25	2



# Port Orchard – Crimes Against Property

Group A Offenses	Reported 2019	Reported 2020	% of Change	Crime Rate per 1,000	Total Arrests	DV Offense Totals
Robbery	14	8	-42.9%	0.5	4	0
Burglary	75	104	38.7%	7.0	30	0
Larceny-Theft Offenses	408	421	3.2%	28.5	49	0
Motor Vehicle Theft	43	69	60.5%	4.7	6	0
Arson	0	2		0.1	0	0
Destruction of Property	115	144	25.2%	9.7	11	1
Counterfeiting/Forgery	53	52	-1.9%	3.5	5	0
Fraud Offenses	27	62	129.6%	4.2	0	0
Embezzlement	1	0	-100.0%	0.0	0	0
Extortion/Blackmail	0	1		0.1	0	0
Bribery	0	0		0.0	0	0
Stolen Property Offenses	18	14	-22.2%	0.9	6	0



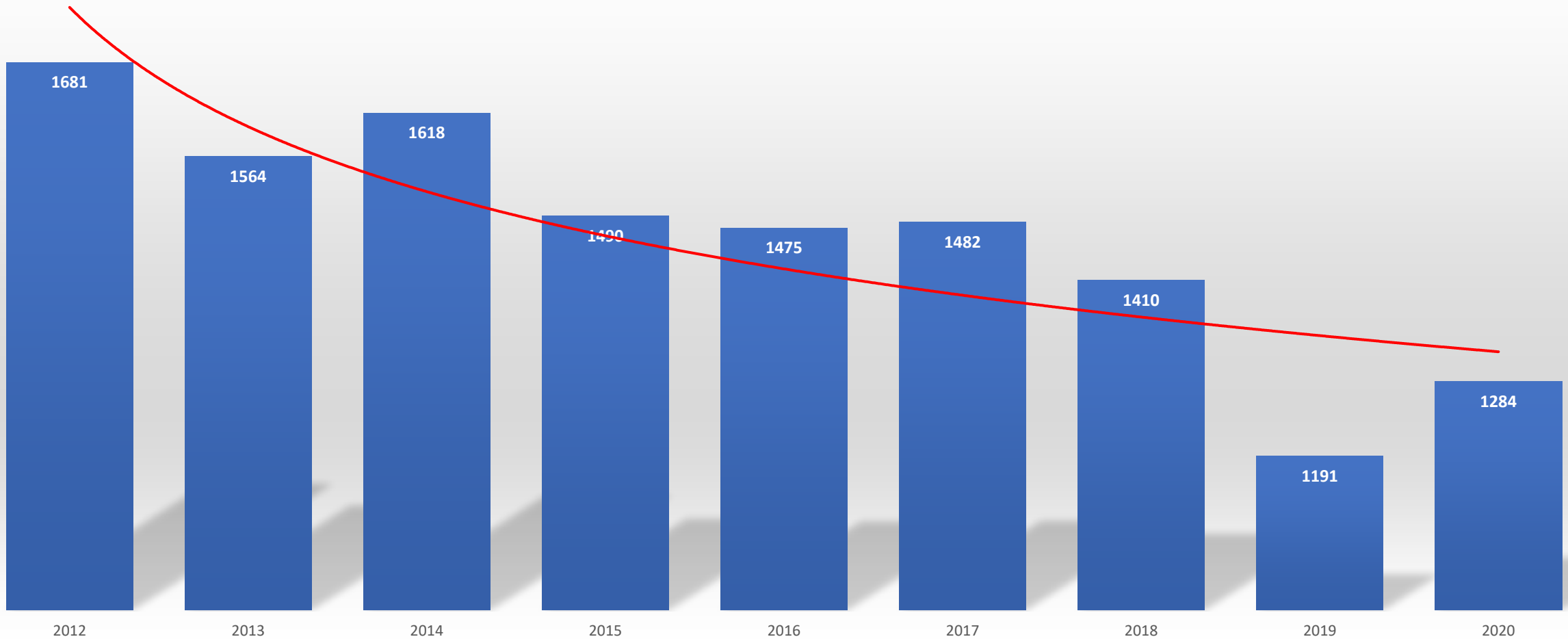
# Port Orchard – Crimes Against Society

Group A Offenses	Reported 2019	Reported 2020	% of Change	Crime Rate per 1,000	Total Arrests	DV Offense Totals
Animal Cruelty	1	1	0.0%	0.1	0	0
Drug/Narcotic Violations	78	49	-37.2%	3.3	26	0
Drug Equipment Violations	12	4	-66.7%	0.3	0	0
Gambling Offenses	0	0		0.0	0	0
Pornography	1	1	0.0%	0.1	0	0
Prostitution Offenses	0	0		0.0	0	0
Weapon Law Violations	9	13	44.4%	0.9	2	0



# Port Orchard – Trend - Group A Crimes

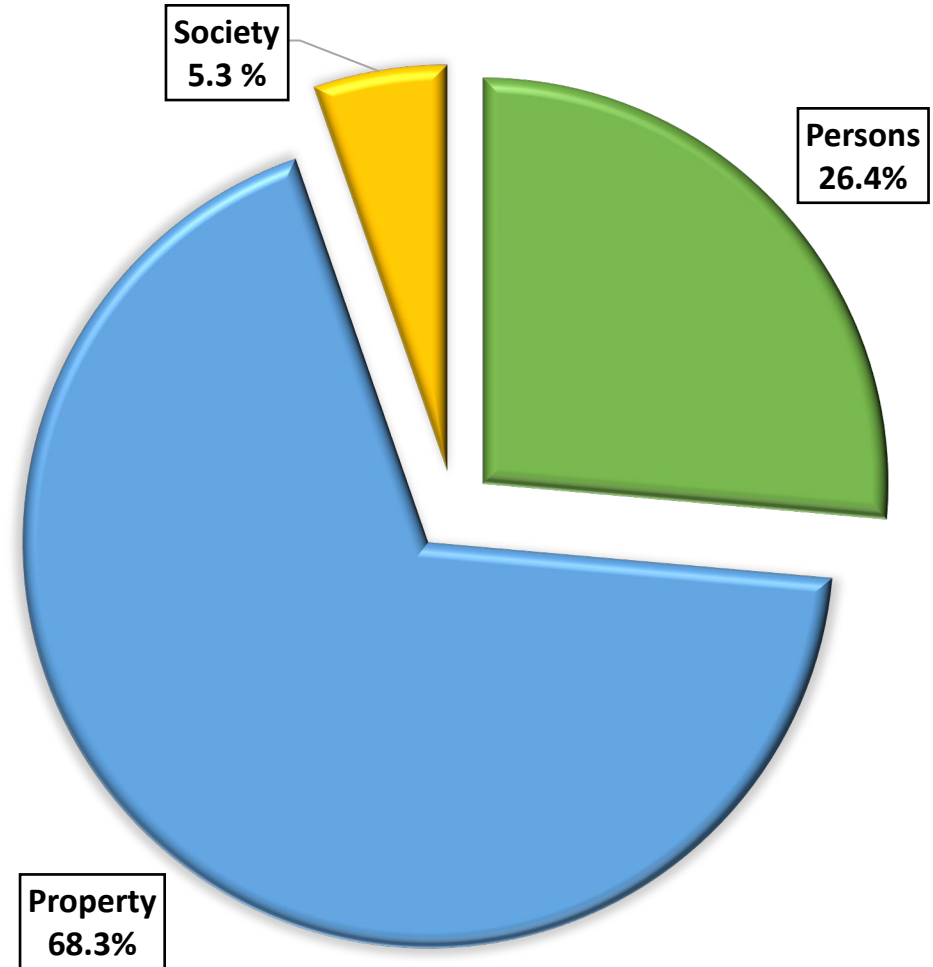
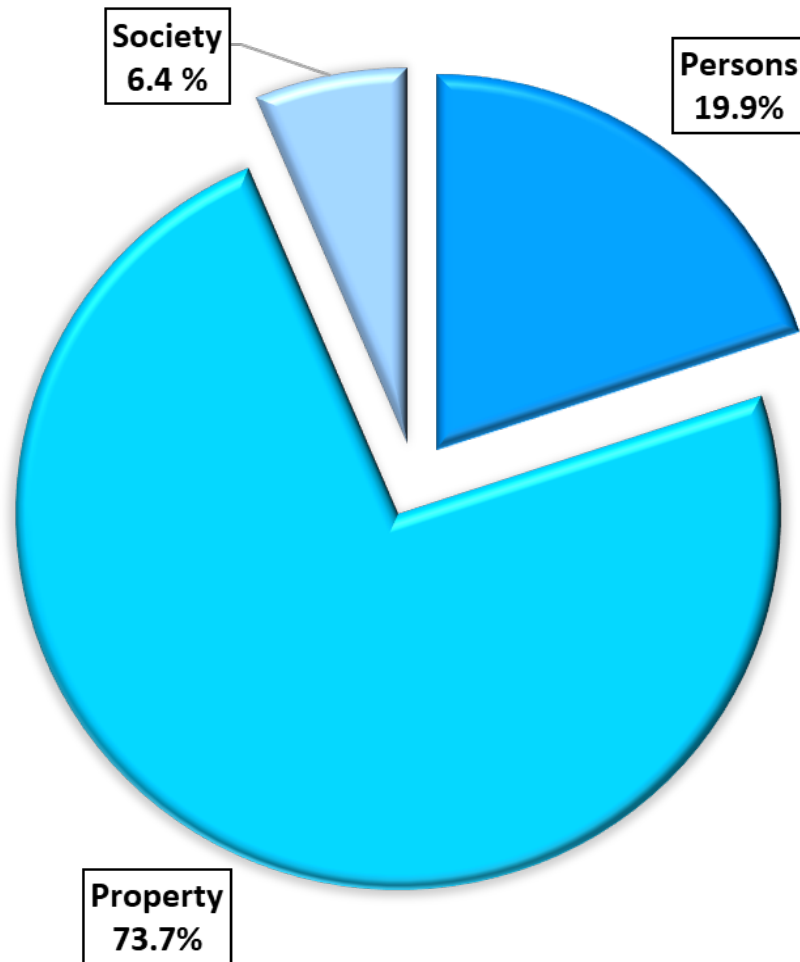
Group A Crimes





# GROUP A OFFENSES

## State Profile | Port Orchard Profile





# Port Orchard – Total Group A Offenses

Group A Offenses	Reported 2019	Reported 2020	% of Change	Crime Rate per 1,000	Total Arrests	DV Offense Totals
Grand Total	1,195	1,284	7.4%	86.9	257	16

Port Orchard 86.9 Crimes per thousand (2019 = 82.8 Crimes per thousand)

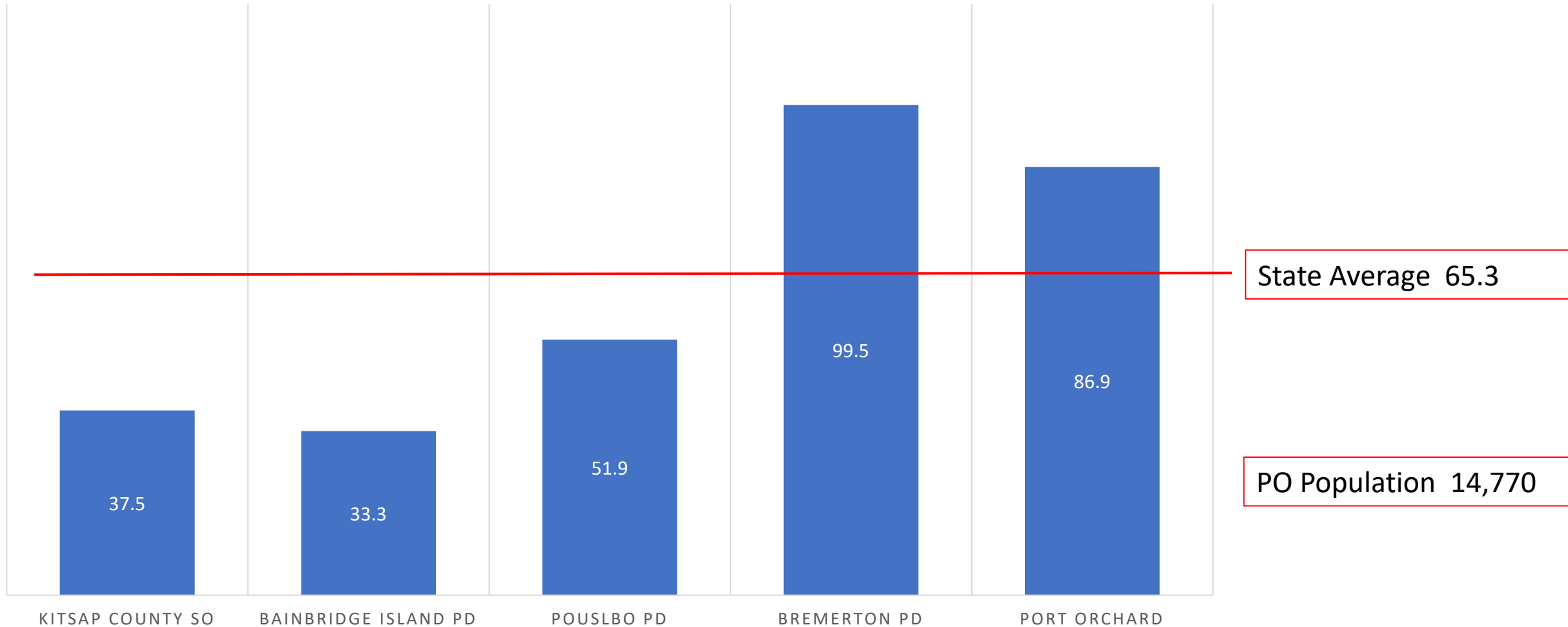
State Average 65.3 (2019 = 60.6)

Kitsap County (All) 61.8 (2019 = 58.1)



# Port Orchard – “Crime Rate” Per Thousand

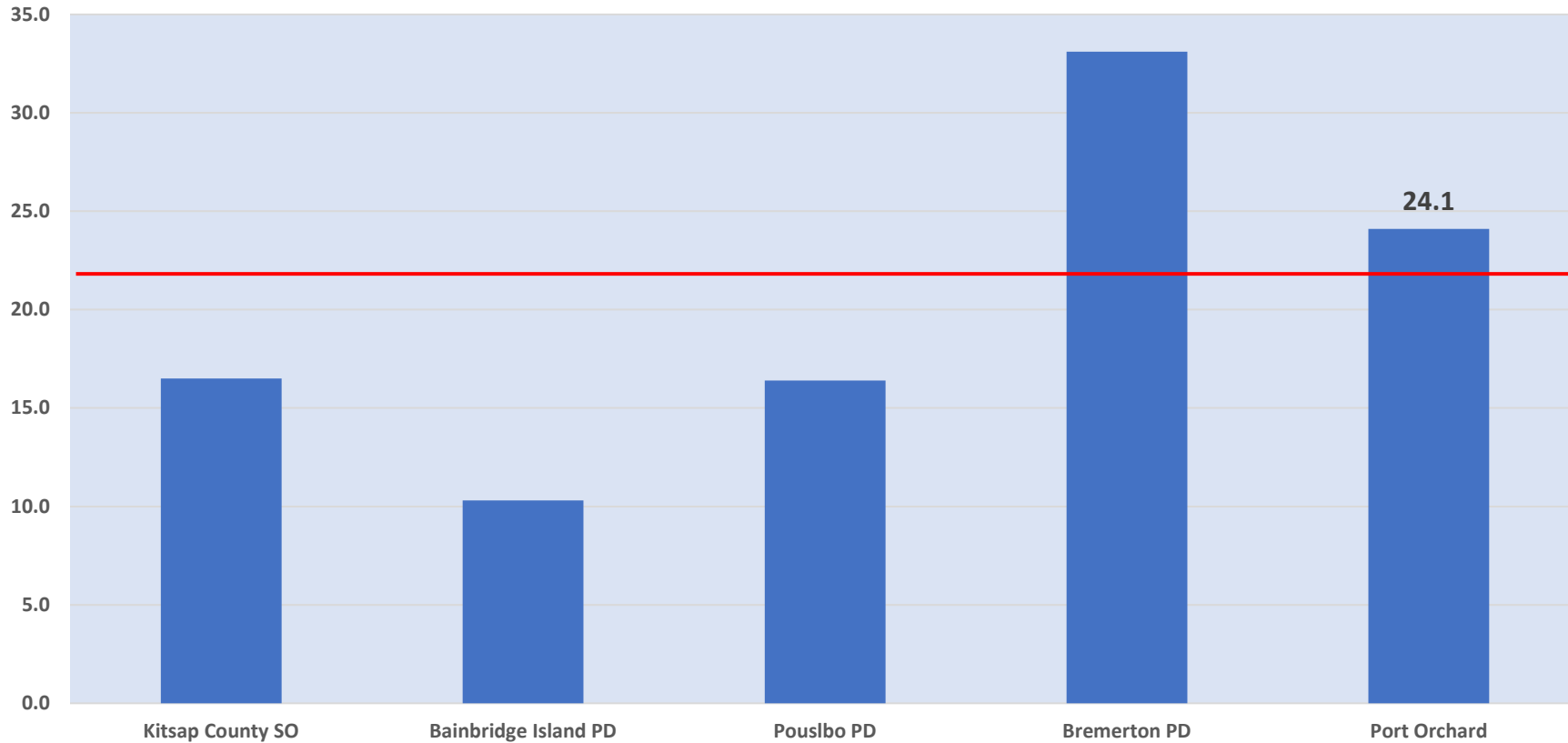
## KITSAP COUNTY CRIME RATE PER THOUSAND





# Port Orchard– Case Clearance Rate

CASE CLOSURE RATE



State Average 22.8

1284 Group A Cases

309 Cases Cleared

257 Total Arrests (Group A and Group B)

# Classifications of Crimes – Group B Offenses

Bad Checks

Loitering

Disorderly Conduct

DUI

Curfew

Peeping Tom

Public Intoxication

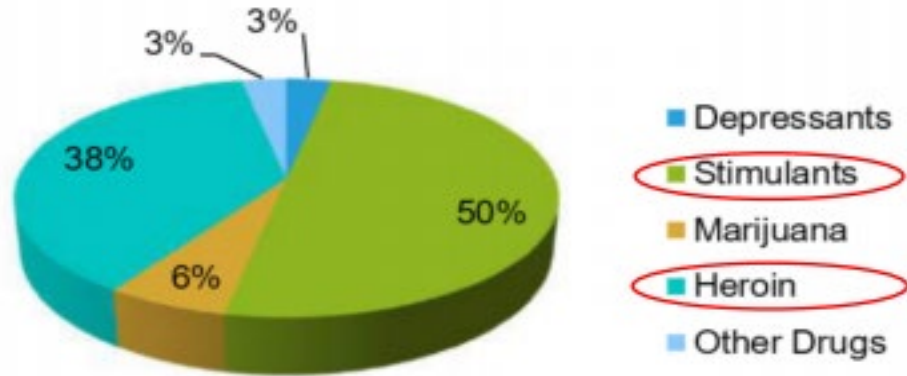
Liquor Laws

Criminal Traffic

Trespassing

Arrests

### Drug Offenses by Type



### 2020 Property Values by Type

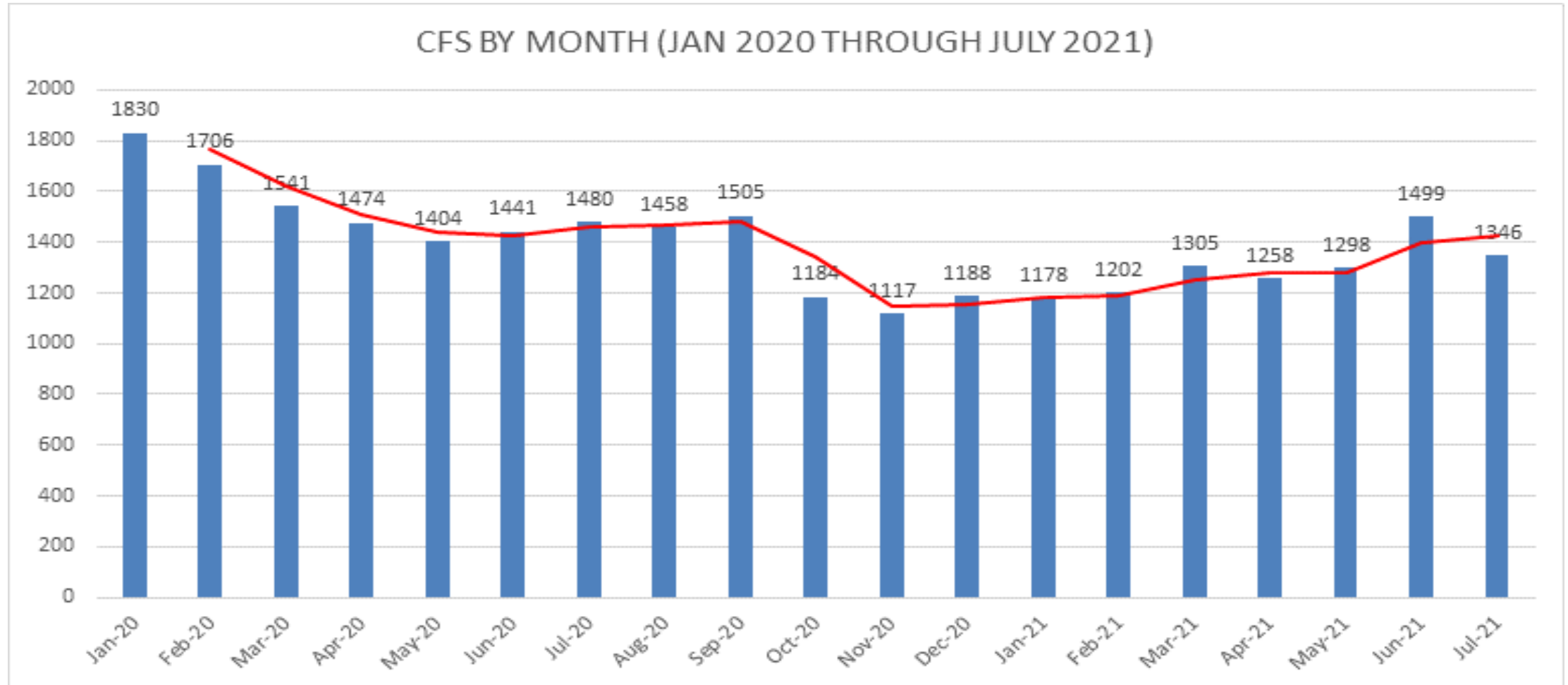
Type	Value
Seized	\$4,530
Burned	\$10,001
Counterfeited/Forged	\$27,159
Destroyed/Damaged	\$154,044
Recovered	\$323,812
Stolen	\$986,445
<b>Total</b>	<b>\$1,505,991</b>

### 2020 Group B Arrests

Offense	Adult	Juvenile
Bad Checks	0	0
Curfew/Vagrancy	0	0
Disorderly Conduct	2	0
Drunkenness	0	0
DUI	10	0
Family Offenses	0	0
Liquor Law Violations	0	1
Peeping Tom	0	0
Trespass	10	1
All Other Offenses	9	2
<b>Total</b>	<b>31</b>	<b>4</b>

DUI arrests down – COVID bar restrictions

# Calls for Service



\*October 2020 – Patrol Checks & Warrants no longer automatically create CFS.



# Takeaways

- Overall crime up 7.4%
  - Up throughout state 7.1 %
  - Related to the unemployment fraud
- On-view arrests down
  - COVID-19
  - Mostly Group B offenses
- Property crimes (theft, burglary, vehicle theft) remain most common
- Case clearance rate is above average
  - Unknown future impact of the new legislation.



# 2020 Crime in Washington

PORT ORCHARD POLICE DEPARTMENT  
CRIME STATISTICS