



Supplement to Right of Way Design Manual

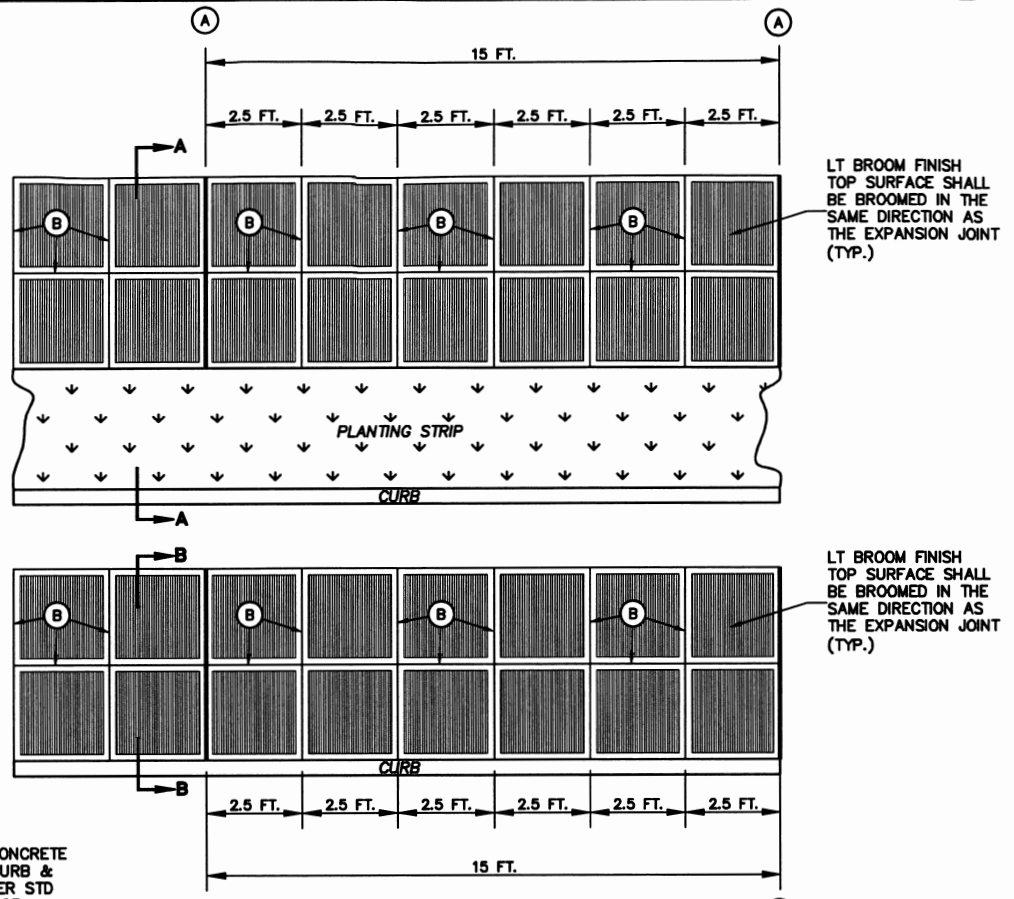
Adopted under RMC 12.09.06

Standard Plans for City of Ruston Sidewalks

Ordinance No. 1500

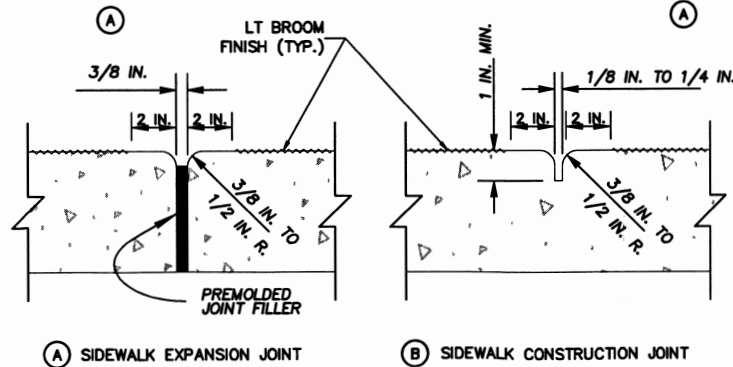
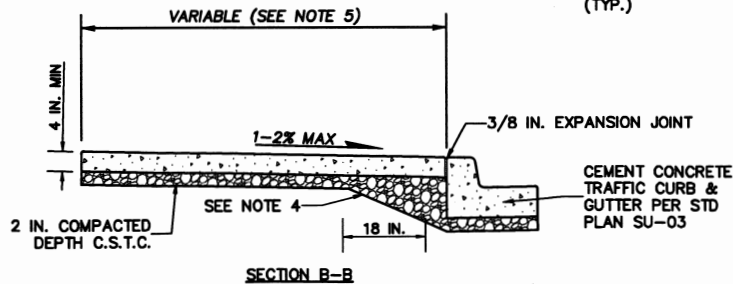
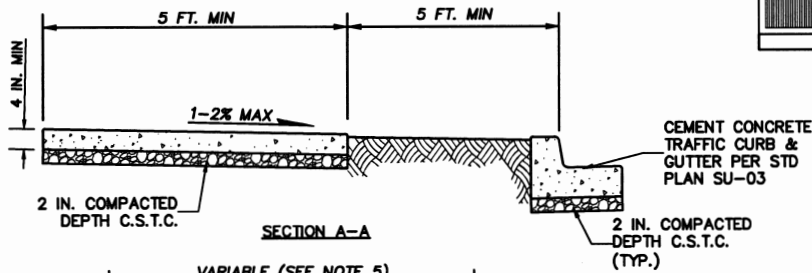
NOTES:

1. SIDEWALKS SHALL BE DESIGNED AND CONSTRUCTED IN ACCORDANCE WITH ADA STANDARDS FOR ACCESSIBLE DESIGN, 28 CFR, PART 35 AND AS SUPPLEMENTED BY THE PUBLIC RIGHT OF WAY ACCESSIBILITY GUIDELINES (PROWAG).
2. WHEN PLACING WALK ADJACENT TO EXISTING CURB AND GUTTER, CURB AND GUTTER WILL BE REPAIRED AS NECESSARY BEFORE PLACING CONCRETE FORMS FOR WALK.
3. STAKING IS REQUIRED WHERE NO CURB IS PRESENT.
4. THICKENED EDGE SHALL BE CONSTRUCTED USING CEMENT CONCRETE ON ALL RADII. ALL OTHER LOCATIONS SHALL BE COMPACTED. C.S.T.C.
5. COMBINATION WALK SHALL BE 7 FT. ON ALL COMMERCIAL SITES AND ARTERIAL STREETS. COMBINATION WALK SHALL BE A MINIMUM OF 5 FT.-6 FT. ON NON-ARTERIAL STREETS. DIMENSIONS ARE FROM FACE OF CURB TO BACK OF WALK.
6. ALL EXPANSION JOINTS SHALL BE FULL DEPTH WITH 3/8 IN. PREMOLDED JOINT FILLER.
7. ALL JOINTS SHALL BE CLEANED AND EDGED. EXTERNAL EDGES SHALL BE 1/2 IN. RADIUS. INTERNAL JOINTS SHALL BE 1/4 IN. RADIUS.
8. ALL SOFT AND YIELDING FOUNDATION MATERIAL SHALL BE REMOVED AND REPLACED WITH CRUSHED SURFACING TOP COURSE (CSTC) PER SECTION 9-03.9(3) OF THE WSDOT STANDARD SPECIFICATIONS.
9. ALL SIDEWALK SHALL BE REPLACED TO THE NEAREST EXPANSION OR CONTRACTION JOINT. ALL JOINTS SHALL BE SAW CUT FULL DEPTH PRIOR TO RESTORATION AND 3/8 IN. EXPANSION JOINT INSTALLED. CUTTING WHEEL RUN-OUT BEYOND THE LIMITS OF THE OPENING SHALL BE FILLED IN ACCORDANCE WITH WSDOT STANDARD SPECIFICATION 5-05.3(B)B FOR CEMENT CONCRETE SURFACES AND 5-04.3(5)C FOR ASPHALT CONCRETE SURFACES.



LT BROOM FINISH TOP SURFACE SHALL BE BROOMED IN THE SAME DIRECTION AS THE EXPANSION JOINT (TYP.)

LT BROOM FINISH TOP SURFACE SHALL BE BROOMED IN THE SAME DIRECTION AS THE EXPANSION JOINT (TYP.)



CITY OF RUSTON

APPROVED BY CITY ENGINEER

[Signature]
JEROME W. MORRISSETTE, PE

6/12/06
DATE

CEMENT CONCRETE
SIDEWALK