

Village of Rye Brook, New York

Financial Statements and
Supplementary Information

Year Ended May 31, 2014

Village of Rye Brook, New York

Table of Contents

	<u>Page No.</u>
Independent Auditors' Report	1
Management's Discussion and Analysis	3
Basic Financial Statements	
Government-Wide Financial Statements	
Statement of Net Position	14
Statement of Activities	15
Fund Financial Statements	
Balance Sheet – Governmental Funds	17
Reconciliation of Governmental Funds Balance Sheet to the Government-Wide Statement of Net Position	18
Statement of Revenues, Expenditures and Changes in Fund Balances - Governmental Funds	19
Reconciliation of the Statement of Revenues, Expenditures and Changes In Fund Balances of Governmental Funds to the Statement of Activities	20
Statement of Revenues, Expenditures and Changes in Fund Balance - Budget and Actual - General Fund	21
Statement of Assets and Liabilities - Fiduciary Fund	22
Notes to Financial Statements	23
Required Supplementary Information	
Other Post Employment Benefits	
Schedule of Funding Progress - Last Three Fiscal Years	44
Individual Fund Financial Statements and Schedules	
Major Governmental Funds	
General Fund	
Comparative Balance Sheet	45
Comparative Schedule of Revenues, Expenditures and Changes in Fund Balance - Budget and Actual	46
Schedule of Revenues and Other Financing Sources Compared to Budget	48
Schedule of Expenditures and Other Financing Uses Compared to Budget	51
Capital Projects Fund	
Comparative Balance Sheet	54
Comparative Statement of Revenues, Expenditures and Changes in Fund Balance	55
Project Length Schedule	56
Non-Major Governmental Fund	
Special Purpose Fund	
Combining Balance Sheet – Sub Funds	58
Combining Statement of Revenues, Expenditures and Changes in Fund Balances – Sub Funds	59

(This page intentionally left blank)

Independent Auditors' Report

**The Honorable Mayor and Board of Trustees
of the Village of Rye Brook , New York**

Report on the Financial Statements

We have audited the accompanying financial statements of the governmental activities, each major fund and the aggregate remaining fund information of the Village of Rye Brook, New York ("Village") as of and for the year ended May 31, 2014, and the related notes to the financial statements, which collectively comprise the Village's basic financial statements as listed in the table of contents.

Management's Responsibility for the Financial Statements

Management is responsible for the preparation and fair presentation of these financial statements in accordance with accounting principles generally accepted in the United States of America; this includes the design, implementation and maintenance of internal control relevant to the preparation and fair presentation of financial statements that are free from material misstatement, whether due to fraud or error.

Auditors' Responsibility

Our responsibility is to express opinions on these financial statements based on our audit. We conducted our audit in accordance with auditing standards generally accepted in the United States of America. Those standards require that we plan and perform the audit to obtain reasonable assurance about whether the financial statements are free from material misstatement.

An audit involves performing procedures to obtain audit evidence about the amounts and disclosures in the financial statements. The procedures selected depend on the auditors' judgment, including the assessment of the risks of material misstatement of the financial statements, whether due to fraud or error. In making those risk assessments, the auditor considers internal control relevant to the Village's preparation and fair presentation of the financial statements in order to design audit procedures that are appropriate in the circumstances, but not for the purpose of expressing an opinion on the effectiveness of the Village's internal control. Accordingly, we express no such opinion. An audit also includes evaluating the appropriateness of accounting policies used and the reasonableness of significant accounting estimates made by management, as well as evaluating the overall presentation of the financial statements.

We believe that the audit evidence we have obtained is sufficient and appropriate to provide a basis for our audit opinions.

O'CONNOR DAVIES, LLP

500 Mamaroneck Avenue, Suite 301, Harrison, NY 10528 | Tel: 914.381.8900 | Fax: 914.381.8910 | www.odpkf.com

O'Connor Davies, LLP is a member firm of the PKF International Limited network of legally independent firms and does not accept any responsibility or liability for the actions or inactions on the part of any other individual member firm or firms.

Opinions

In our opinion, the financial statements referred to above present fairly, in all material respects, the respective financial position of the governmental activities, each major fund, and the aggregate remaining fund information of the Village, as of May 31, 2014, and the respective changes in financial position, thereof, and the respective budgetary comparison for the General Fund for the year then ended in accordance with accounting principles generally accepted in the United States of America.

Other Matters

Required Supplementary Information

Accounting principles generally accepted in the United States of America require that Management's Discussion and Analysis and the Schedule of Funding Progress – Other Post Employment Benefits be presented to supplement the basic financial statements. Such information, although not a part of the basic financial statements, is required by the Governmental Accounting Standards Board, who considers it to be an essential part of financial reporting for placing the basic financial statements in an appropriate operational, economic or historical context. We have applied certain limited procedures to the required supplementary information in accordance with auditing standards generally accepted in the United States of America, which consisted of inquiries of management about the methods of preparing the information and comparing the information for consistency with management's responses to our inquiries, the basic financial statements and other knowledge we obtained during our audit of the basic financial statements. We do not express an opinion or provide any assurance on the information because the limited procedures do not provide us with sufficient evidence to express an opinion or provide any assurance.

Supplementary and Other Information

Our audit was conducted for the purpose of forming opinions on the financial statements that collectively comprise the Village's basic financial statements. The combining and individual fund financial statements and schedules are presented for purposes of additional analysis and are not a required part of the basic financial statements.

The combining and individual fund financial statements and schedules are the responsibility of management and were derived from and relate directly to the underlying accounting and other records used to prepare the basic financial statements. Such information has been subjected to the auditing procedures applied in the audit of the basic financial statements and certain additional procedures, including comparing and reconciling such information directly to the underlying accounting and other records used to prepare the basic financial statements or to the basic financial statements themselves, and other additional procedures in accordance with auditing standards generally accepted in the United States of America. In our opinion, the information is fairly stated, in all material respects, in relation to the basic financial statements as a whole.

O'Connor Davies, LLP

O'Connor Davies, LLP

Harrison, New York

December 8, 2014

Village of Rye Brook, New York

Management's Discussion and Analysis (MD&A) May 31, 2014

Introduction

The management of the Village of Rye Brook, New York ("Village"), offer readers of the Village's financial statements this narrative overview and analysis of the financial activities of the Village for the fiscal year ended May 31, 2014. It should be read in conjunction with the basic financial statements, which immediately follow this section, to enhance understanding of the Village's financial performance.

Financial Highlights

- ❖ On the government-wide financial statements, the assets of the Village exceeded its liabilities at the close of fiscal year 2014 by \$21,283,916. Of this amount, a net unrestricted deficit of \$7,075,199 exists.
- ❖ As of the close of the current fiscal year, the Village's governmental funds reported combined ending fund balances of \$7,498,667 of which \$4,132,866 is unassigned, which is available for spending at the Village's discretion. The fund balance of all governmental funds decreased by \$742,023, primarily attributable expenditures and other financing uses exceeding revenues and other financing sources.
- ❖ At the end of the fiscal years 2014 and 2013, the unassigned fund balance for the General Fund was \$4,132,866 or 22% and \$4,236,236 or 23% respectively of total General Fund expenditures and other financing uses.
- ❖ During the current fiscal year, the Village did not issue new long-term obligations. Other long-term liabilities were reduced by \$680,000 in scheduled payments.
- ❖ During the current fiscal year, the Village issued short-term obligations (bond anticipation notes) in the amount of \$1,200,000 at interest rates ranging from 1.09% to 1.27%. Existing bond anticipation notes used to finance the cost of various capital projects were reduced by \$59,500.

Overview of the Financial Statements

This discussion and analysis is intended to serve as an introduction to the Village's basic financial statements, which are comprised of three components: 1) government-wide financial statements, 2) fund financial statements, and 3) notes to the financial statements. This report also contains other supplementary information in addition to the basic financial statements.

Government-Wide Financial Statements

The government-wide financial statements are designed to provide readers with a broad overview of the Village's finances, in a manner similar to a private-sector business.

The statement of net position presents information on all of the Village's assets and liabilities, with the difference between the two reported as net position. Over time, increases or decreases in net position may serve as a useful indicator as to whether the financial position of the Village is improving or deteriorating.

The statement of activities presents information showing how the Village's net position changed during the most recent fiscal year. All changes in net position are reported as soon as the underlying event giving rise to the change occurs, regardless of the timing of related cash flows. Thus, revenues and expenses are reported in this statement for some items that will only result in cash flows in future fiscal periods (for example, uncollected taxes and earned but unused vacation leave).

The government-wide financial statements distinguish functions of the Village that are principally supported by taxes and intergovernmental revenues (governmental activities). The governmental activities of the Village include general government support, public safety, health, transportation, economic opportunity and development, culture and recreation, home and community services and interest.

Fund Financial Statements

A fund is a grouping of related accounts that is used to maintain control over resources that have been segregated for specific activities or objectives. Government resources are allocated to and accounted for in individual funds based upon the purposes for which they are to be spent and the means by which spending activities are controlled. The Village, like other state and local governments, uses fund accounting to ensure and demonstrate compliance with finance-related legal requirements. All of the funds of the Village can be divided into two categories: governmental funds and fiduciary funds.

Governmental Funds

Governmental funds are used to account for essentially the same functions reported as governmental activities in the government-wide financial statements. However, unlike the government-wide financial statements, governmental fund financial statements focus on near-term inflows and outflows of spendable resources, as well as balances of spendable resources available at the end of the fiscal year. Such information may be useful in evaluating a government's near-term financing requirements.

Because the focus of governmental funds is narrower than that of the government-wide financial statements, it is useful to compare the information presented for governmental funds with similar information presented for governmental activities in the government-wide financial statements. By doing so, readers may better understand the long-term impact of the government's near-term financing decisions. Both the governmental fund balance sheet and the governmental fund statement of revenues, expenditures and changes in fund balances provide a reconciliation to facilitate this comparison between governmental funds and governmental activities.

The Village maintains two major governmental funds: the General Fund and the Capital Projects Fund. This information is presented separately in the governmental fund balance sheet and in the governmental fund statement of revenues, expenditures and changes in fund balances. The Friends of Rye Brook and the Recreation Trust Fund are grouped together as a Special Purpose non-major governmental fund.

Budgetary comparison statements have been provided for the General Fund within the basic financial statements to demonstrate compliance with the respective budget.

Fiduciary Funds

Fiduciary funds are used to account for resources held for the benefit of parties outside the government. Fiduciary funds are not reflected in the government-wide financial statements because the resources of those funds are not available to support Village programs. The Village maintains one type of fiduciary fund, an Agency Fund. Resources in the Agency Fund are held by the Village purely in a custodial capacity. The activity in this fund is limited to the receipt, temporary investment, and remittance of resources to the appropriate individual, organization, or government.

Notes to the Financial Statements

The notes provide additional information that is essential to a full understanding of the data provided in the government-wide and fund financial statements.

Other Information

Additional statements and schedules can be found immediately following the notes to the financial statements and include combining and individual fund financial statements and schedules of budgets to actual comparisons.

Government-wide Financial Analysis

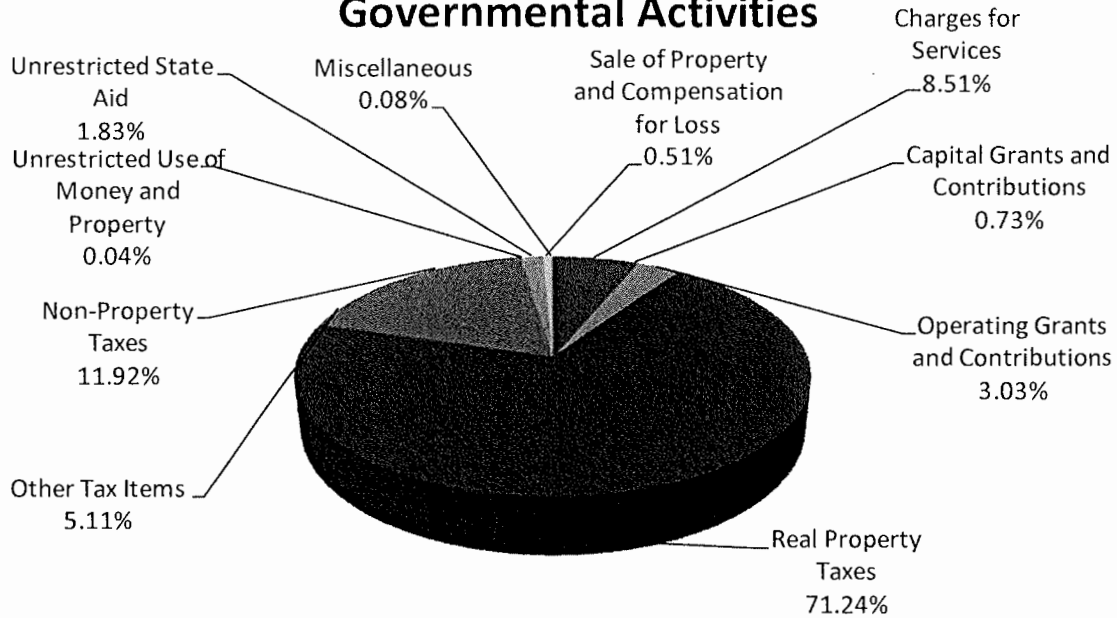
As noted earlier, net position may serve over time as a useful indicator of a government's financial position. For the Village, assets exceeded liabilities by \$21,283,916 at the close of the fiscal year 2013-2014. The largest portion of the Village's net position is its investment in capital assets (land, land improvements, buildings and improvements, infrastructure, machinery and equipment and construction-in-progress), less any related debt outstanding that was used to acquire those assets. The Village uses these capital assets to provide services to citizens. Consequently, these assets are not available for future spending. Although the Village's investments in its capital assets is reported net of related debt, it should be noted that the resources needed to repay this debt must be provided from other sources, since the capital assets themselves cannot be used to liquidate the debt.

The following table reflects the condensed Statement of Net Position:

	May 31,	
	<u>2014</u>	<u>2013</u>
Current Assets	\$ 10,566,754	\$ 9,914,360
Capital Assets, net	<u>29,752,299</u>	<u>29,183,666</u>
Total Assets	<u>40,319,053</u>	<u>39,098,026</u>
Deferred amounts on refunding bonds	<u>8,305</u>	<u>13,843</u>
Current Liabilities	3,090,488	1,665,681
Long-term Liabilities	<u>15,952,954</u>	<u>14,668,799</u>
Total Liabilities	<u>19,043,442</u>	<u>16,334,480</u>
Net Position		
Net Investment in Capital Assets	24,574,079	26,839,957
Restricted	3,785,036	1,020,058
Unrestricted	<u>(7,075,199)</u>	<u>(5,082,626)</u>
Total Net Position	<u>\$ 21,283,916</u>	<u>\$ 22,777,389</u>

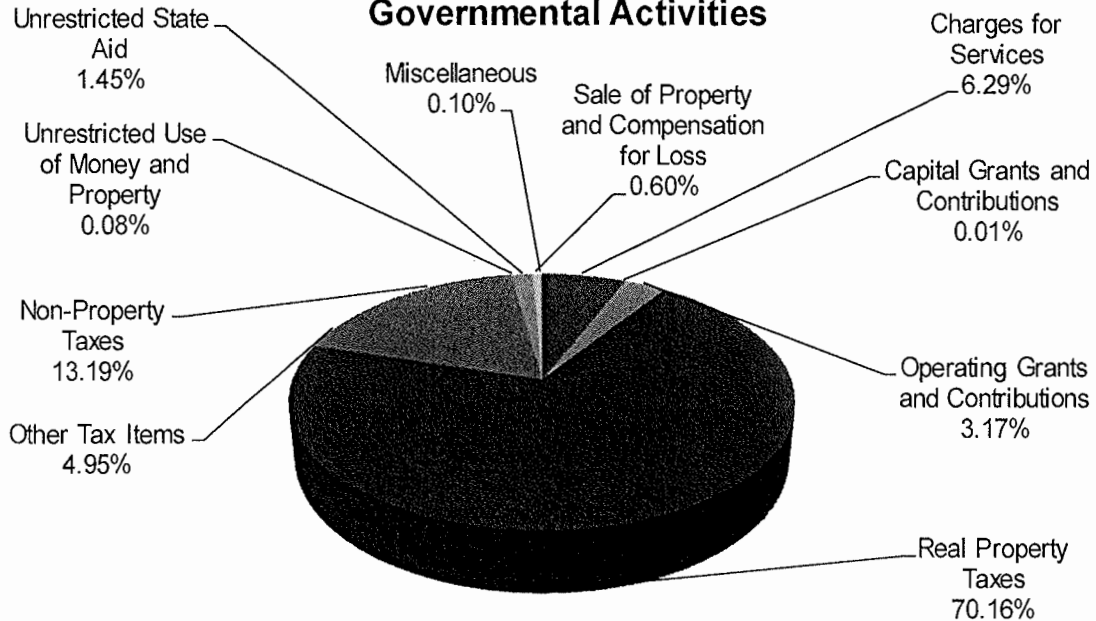
Sources of Revenue for Fiscal Year 2014

Governmental Activities

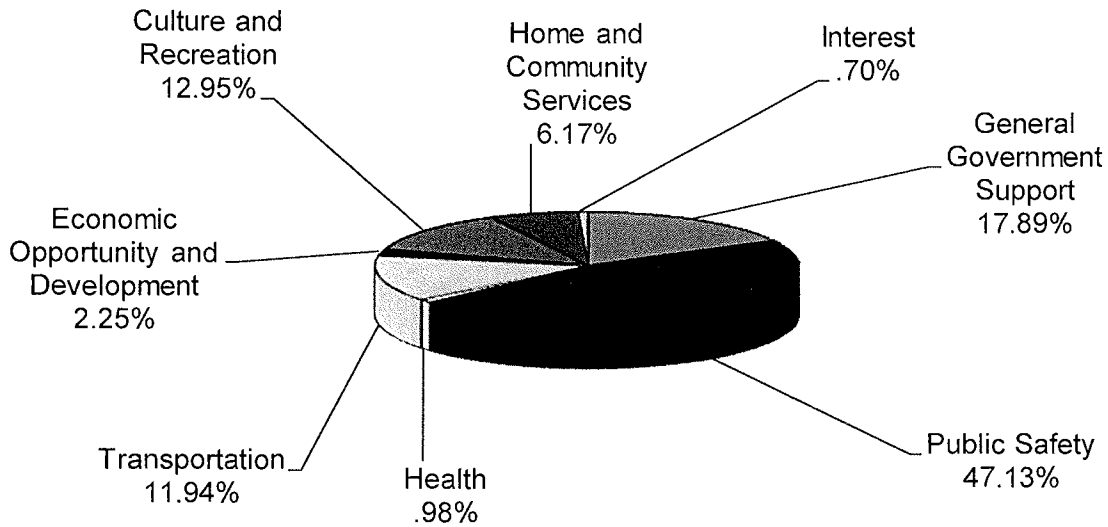


Sources of Revenue for Fiscal Year 2013

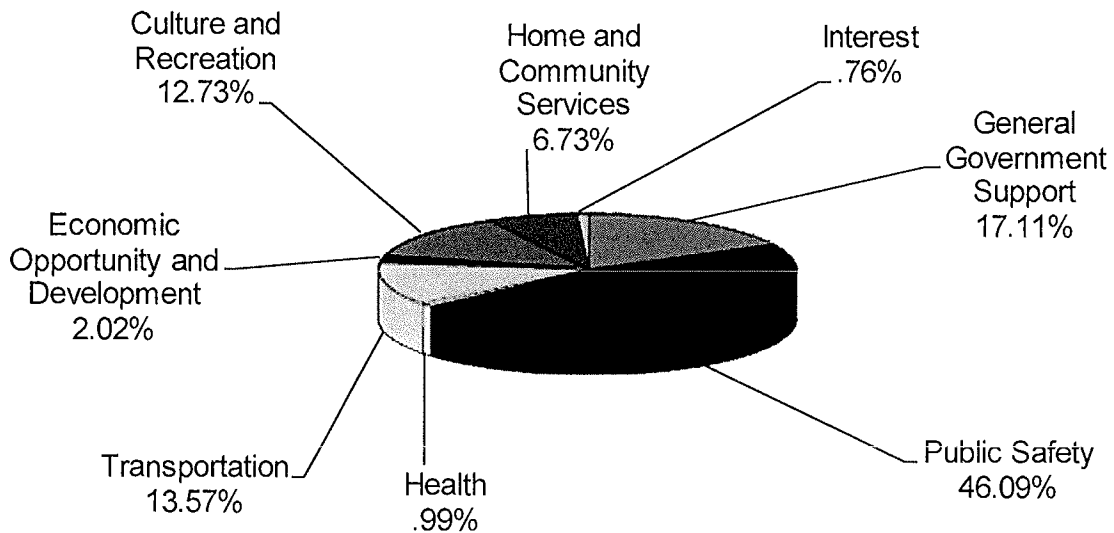
Governmental Activities



Sources of Expenses for Fiscal Year 2014 Governmental Activities



Sources of Expenses for Fiscal Year 2013 Governmental Activities



**Change in Net Position
Fiscal Year Ended May 31,**

	2014	2013
Revenues:		
Program Revenues:		
Charges for Services	\$ 1,604,905	\$ 1,184,224
Operating Grants and Contributions	138,268	597,143
Capital Grants and Contributions	5,297	2,239
Total Program Revenues	1,748,470	1,783,606
General Revenues:		
Real Property Taxes	13,442,341	13,198,242
Other Tax Items	963,290	930,643
Non-Property Taxes	2,248,717	2,480,584
Unrestricted Use of Money and Property	8,298	15,663
Unrestricted State Aid	346,040	273,246
Sale of Property and Compensation for Loss	96,703	113,743
Miscellaneous	14,800	18,491
Total General Revenues	17,120,189	17,030,612
Total Revenues	18,868,659	18,814,218
Program Expenses:		
General Government Support	3,643,500	3,447,938
Public Safety	9,597,655	9,288,427
Health	198,842	198,842
Transportation	2,430,323	2,734,084
Economic Opportunity and Development	457,346	407,157
Culture and Recreation	2,636,237	2,565,659
Home and Community Services	1,255,847	1,355,968
Interest	142,382	153,761
Total Expenses	20,362,132	20,151,836
Change in Net Position	(1,493,473)	(1,337,618)
Net Position - Beginning	22,777,389	24,115,007
Net Position - Ending	\$ 21,283,916	\$ 22,777,389

Governmental Activities

Governmental activities decreased the Village's net position by \$1,493,473 and \$1,337,618 in 2014 and 2013 respectively.

For the fiscal years ended May 31, 2014 and 2013, revenues from governmental activities totaled \$18,868,659 and \$18,814,218, respectively. Tax revenues (\$16,654,318, in 2014 and \$16,609,469 in 2013), comprised of real property taxes, other tax items and non-property taxes, represent the largest revenue source (88% in 2014 and in 2013).

The largest components of governmental activities' expenses are public safety (47% in 2014 and 46% in 2013), general government support (18% in 2014 and 17% in 2013) and culture and recreation (13% in 2014 and 2013). The major changes are as follows:

Revenues:

Total general revenues increased \$89,577 or 0.53% with real property taxes increasing by \$244,099 due to an increase in the tax levy, unrestricted state aid increasing by \$72,794 due to increased funding from the State, other tax items increasing by \$32,647. Non-property tax items decreased by \$231,867, mainly due to the removal of the Doral-Arrowood property from the PILOT program and entered on the tax rolls. All other revenue sources decreasing by \$28,096.

Expenses:

- Total general expenses increased by \$210,296 or 1.04% mainly due to increases in public safety of \$309,228, general public support by \$195,562 and culture and recreation by \$70,578. Transportation decreased by \$303,761 and home and community services by \$100,121. All other functions/programs increased by a total of \$38,810.

Financial Analysis of the Village's Funds

Fund Balance Reporting

Governmental Accounting Standards Board ("GASB") issued its Statement No. 54, *Fund Balance Reporting and Governmental Fund Type Definitions*, in February 2009. GASB Statement No. 54 abandons the reserved and unreserved classifications of fund balance and replaces them with five new classifications: nonspendable, restricted, committed, assigned and unassigned. An explanation of these classifications follows below.

Nonspendable fund balance includes amounts that cannot be spent because they are either not in spendable form (inventories, prepaid amounts, long-term receivables, advances) or they are legally or contractually required to be maintained intact (the corpus of a permanent fund).

Restricted fund balance is to be reported when constraints placed on the use of the resources are imposed by grantors, contributors, laws or regulations of other governments or imposed by law through enabling legislation. Enabling legislation includes a legally enforceable requirement that these resources be used only for the specific purposes as provided in the legislation. This fund balance classification will be used to report funds that are restricted for debt service obligations and for other items contained in General Municipal Law of the State of New York.

Committed fund balance will be reported for amounts that can only be used for specific purposes pursuant to formal action of the entity's highest level of decision making authority. The Board of Trustees is the highest level of decision making authority for the Village that can, by the adoption of a resolution prior to the end of the fiscal year, commit fund balance. Once adopted, these funds may only be used for the purpose specified unless the Village removes or changes the purpose by taking the same action that was used to establish the commitment. This classification includes certain amounts established and approved by the Board of Trustees.

Assigned fund balance, in the General Fund, will represent amounts constrained either by the entity's highest level of decision making authority or a person with delegated authority from the governing board to assign amounts for a specific intended purpose. An assignment cannot result in a deficit in the unassigned fund balance in the General Fund. Assigned fund balance in all other governmental funds represents any positive remaining amount after classifying nonspendable, restricted or committed fund balance amounts.

Unassigned fund balance, in the General Fund, represents amounts not classified as nonspendable, restricted, committed or assigned. The General Fund is the only fund that would report a positive amount in unassigned fund balance. For all governmental funds other than the General Fund, unassigned fund balance would necessarily be negative, since the fund's liabilities and deferred inflows of resources, together with amounts already classified as nonspendable, restricted and committed would exceed the fund's assets and deferred outflows of resources.

When both restricted and unrestricted amounts of fund balance are available for use for expenditures incurred, it is the Village's policy to use restricted amounts first and then unrestricted amounts as they are needed. For unrestricted amounts of fund balance, it is the Village's policy to use fund balance in the following order: committed, assigned, and unassigned.

These changes were made to reflect spending constraints on resources, rather than availability for appropriations and to bring greater clarity and consistency to fund balance reporting. This pronouncement should result in an improvement in the usefulness of fund balance information.

As noted earlier, the Village uses fund accounting to ensure and demonstrate compliance with finance-related legal requirements.

Governmental Funds

The focus of the Village's governmental funds is to provide information on near-term inflows, outflows and balances of spendable resources. Such information is useful in assessing the Village's financing requirements. In particular, unassigned fund balance may serve as a useful measure of a government's net resources available for spending at the end of the fiscal year. As of the end of the current fiscal year, the Village's governmental funds reported combined ending fund balances of \$7,498,667. Of this amount \$325,350 has been classified as non-spendable, \$1,633,107 has been classified as restricted, \$1,407,344 has been classified as assigned and \$4,132,866 has been classified as unassigned.

The General Fund is the primary operating fund of the Village. At the end of the current fiscal year, the unassigned fund balance of the General Fund was \$4,132,866, representing 62% of the total General Fund balance of \$6,671,145. Revenues and other financing sources were \$18,843,544, which was \$692,164 greater than the final budget. The major areas where revenues exceeded the

budget were departmental income, other tax items, state aid and intergovernmental charges. Expenditures and other financing uses were \$18,856,983, which was \$258,148 less than the final budget.

Capital Assets and Debt Administration

Capital Assets

The Village's investment in capital assets for governmental activities at May 31, 2014, net of \$21,673,052 of accumulated depreciation, was \$29,752,299. This investment in capital assets includes land, land improvements, buildings and improvements, machinery and equipment and construction-in-progress.

Major capital asset activity during the current fiscal year included the following:

Capital Assets			
May 31,			
Class	2014	2013	
Land	\$ 13,094,447	\$ 12,401,325	
Land Improvements	5,911,024	5,891,524	
Building and Improvements	7,688,148	7,688,148	
Machinery and Equipment	4,324,057	4,159,987	
Infrastructure	19,602,225	19,495,927	
Construction-in-Progress	805,450	234,395	
Less - accumulated depreciation	(21,673,052)	(20,687,640)	
Total (net of depreciation)	\$ 29,752,299	\$ 29,183,666	

Additional information on the Village's capital assets can be found in Note 3 in the notes to the financial statements.

Long-Term Debt /Short-Term Debt

At the end of the current fiscal year, the Village had total bonded debt outstanding of \$3,270,000. As required by New York State Law, all bonds issued by the Village are general obligation bonds, backed by the full faith and credit of the Village.

During the current fiscal year, the Village issued \$1,200,000 of short-term debt (bond anticipation notes), and paid down \$59,500 (all from General Fund appropriations) on existing bond anticipation notes for capital projects.

Pursuant to Article VIII of the State Constitution and Title 9 of Article 2 of the Local Finance Law, the Village is subject to a "constitutional debt limit". This debt limit is calculated by taking 7% of the latest five-year average of the full valuation of all taxable real property within the Village. At May 31, 2014 the Village has the authority to issue \$182,037,666 of general obligation long-term debt.

Additional information on the Village's long-term and short-term debt can be found in Note 3 in the notes to the financial statements.

Requests for Information

This financial report is designed to provide a general overview of the Village of Rye Brook, New York's finances. Questions and comments concerning any of the information provided in this report should be addressed to Diane DiSanto, Treasurer, Village of Rye Brook, 938 King Street, Rye Brook, New York 10573.

(This page intentionally left blank)

Village of Rye Brook, New York

Statement of Net Position

May 31, 2014

	<u>Governmental Activities</u>
ASSETS	
Cash and equivalents	\$ 9,225,021
Investments	181,227
Receivables	
Taxes	64,404
Accounts	288,357
State and Federal aid	5,637
Due from other governments	476,758
Prepaid expenses	325,350
Capital assets	
Not being depreciated	13,899,897
Being depreciated, net	<u>15,852,402</u>
Total Assets	<u>40,319,053</u>
DEFERRED OUTFLOWS OF RESOURCES	
Deferred amounts on refunding bonds	<u>8,305</u>
LIABILITIES	
Accounts payable	368,551
Accrued liabilities	216,418
Deposits and other liabilities	5,115
Due to retirement systems	227,214
Unearned revenues	404,514
Bond anticipation notes payable	1,846,275
Accrued interest payable	22,401
Non-current liabilities	
Due within one year	726,000
Due in more than one year	<u>15,226,954</u>
Total Liabilities	<u>19,043,442</u>
NET POSITION	
Net investment in capital assets	24,574,079
Restricted	
Capital projects	2,743,426
Debt service	805,585
Special purposes	236,025
Unrestricted	<u>(7,075,199)</u>
Total Net Position	<u>\$ 21,283,916</u>

The notes to the financial statements are an integral part of this statement.

Village of Rye Brook, New York

Statement of Activities
Year Ended May 31, 2014

Functions/Programs	Expenses	Program Revenues		
		Charges for Services	Operating Grants and Contributions	Capital Grants and Contributions
Governmental activities				
General government support	\$ 3,643,500	\$ 1,130	\$ -	\$ -
Public safety	9,597,655	936,352	4,141	-
Health	198,842	-	-	-
Transportation	2,430,323	40,000	109,012	-
Economic opportunity and development	457,346	7,400	-	-
Culture and recreation	2,636,237	487,425	25,115	-
Home and community services	1,255,847	132,598	-	-
Interest	142,382	-	-	5,297
Total Governmental Activities	\$ 20,362,132	\$ 1,604,905	\$ 138,268	\$ 5,297

General revenues
 Real property taxes
 Other tax items
 Payments in lieu of taxes
 Interest and penalties on real property taxes
 Non-property taxes
 Non-property tax distribution from County
 Utilities gross receipts taxes
 Hotel occupancy tax
 Franchise fees
 Unrestricted use of money and property
 Sale of property and compensation for loss
 Unrestricted State aid
 Miscellaneous
 Insurance recoveries

Total General Revenues

Change in Net Position

Net Position - Beginning

Net Position - Ending

The notes to the financial statements are an integral part of this statement.

<u>Net (Expense)</u> <u>Revenue and</u> <u>Changes in</u> <u>Net Position</u>	
\$	(3,642,370)
	(8,657,162)
	(198,842)
	(2,281,311)
	(449,946)
	(2,123,697)
	(1,123,249)
	(137,085)
	<u>(18,613,662)</u>
	13,442,341
	952,891
	10,399
	1,342,890
	190,641
	468,198
	246,988
	8,298
	945
	346,040
	14,800
	95,758
	<u>17,120,189</u>
	(1,493,473)
	<u>22,777,389</u>
\$	<u><u>21,283,916</u></u>

Village of Rye Brook, New York

Balance Sheet
 Governmental Funds
 May 31, 2014

	General	Capital Projects	Other Governmental	Total Governmental Funds
ASSETS				
Cash and equivalents	\$ 8,486,759	\$ 477,426	\$ 260,836	\$ 9,225,021
Investments	181,227	-	-	181,227
Taxes receivable	64,404	-	-	64,404
Other receivables				
Accounts	288,357	-	-	288,357
State and Federal aid	5,637	-	-	5,637
Due from other governments	476,758	-	-	476,758
Due from other funds	8,028	2,038,293	16,157	2,062,478
Prepaid expenditures	325,350	-	-	325,350
Total Assets	<u>\$ 9,836,520</u>	<u>\$ 2,515,719</u>	<u>\$ 276,993</u>	<u>\$ 12,629,232</u>
LIABILITIES AND FUND BALANCES				
Liabilities				
Accounts payable	\$ 287,664	\$ 77,947	\$ 2,940	\$ 368,551
Accrued liabilities	216,418	-	-	216,418
Deposits and other liabilities	5,115	-	-	5,115
Due to retirement systems	227,214	-	-	227,214
Due to other funds	2,024,450	-	38,028	2,062,478
Unearned revenues	404,514	-	-	404,514
Bond anticipation notes payable	-	1,846,275	-	1,846,275
Total Liabilities	<u>3,165,375</u>	<u>1,924,222</u>	<u>40,968</u>	<u>5,130,565</u>
Fund balances				
Nonspendable	325,350	-	-	325,350
Restricted	805,585	591,497	236,025	1,633,107
Assigned	1,407,344	-	-	1,407,344
Unassigned	4,132,866	-	-	4,132,866
Total Fund Balances	<u>6,671,145</u>	<u>591,497</u>	<u>236,025</u>	<u>7,498,667</u>
Total Liabilities and Fund Balances	<u>\$ 9,836,520</u>	<u>\$ 2,515,719</u>	<u>\$ 276,993</u>	<u>\$ 12,629,232</u>

The notes to the financial statements are an integral part of this statement.

Village of Rye Brook, New York

Reconciliation of Governmental Funds Balance Sheet to
the Government-Wide Statement of Net Position
May 31, 2014

Fund Balances - Total Governmental Funds	<u>\$ 7,498,667</u>
Amounts Reported for Governmental Activities in the Statement of Net Position are Different Because:	
Capital assets used in governmental activities are not financial resources and, therefore, are not reported in the funds.	<u>29,752,299</u>
Losses on refunding bonds are deferred and amortized in the statement of activities	
Deferred amounts on refunding bonds	<u>8,305</u>
Long-term liabilities that are not due and payable in the current period are not reported in the funds.	
Accrued interest payable	(22,401)
Bonds payable	(3,340,250)
Compensated absences	(1,160,591)
Other post employment benefit obligations payable	<u>(11,452,113)</u>
	<u>(15,975,355)</u>
Net Position of Governmental Activities	<u><u>\$ 21,283,916</u></u>

The notes to the financial statements are an integral part of this statement.

Village of Rye Brook, New York

Statement of Revenues, Expenditures and
Changes in Fund Balances
Governmental Funds
Year Ended May 31, 2014

	General	Capital Projects	Other Governmental	Total Governmental Funds
REVENUES				
Real property taxes	\$ 13,442,341	\$ -	\$ -	\$ 13,442,341
Other tax items	963,290	-	-	963,290
Non-property taxes	2,248,717	-	-	2,248,717
Departmental income	1,323,797	-	-	1,323,797
Intergovernmental charges	242,198	-	-	242,198
Use of money and property	13,595	-	84	13,679
Fines and forfeitures	38,910	-	-	38,910
Sale of property and compensation for loss	945	-	-	945
State aid	459,193	-	-	459,193
Miscellaneous	14,800	-	25,031	39,831
Total Revenues	18,747,786	-	25,115	18,772,901
EXPENDITURES				
Current				
General government support	2,539,983	-	-	2,539,983
Public safety	5,612,976	-	-	5,612,976
Health	198,842	-	-	198,842
Transportation	1,255,811	-	-	1,255,811
Economic opportunity and development	281,076	-	-	281,076
Culture and recreation	1,656,313	-	8,860	1,665,173
Home and community services	1,155,761	-	-	1,155,761
Employee benefits	4,351,092	-	-	4,351,092
Debt service				
Principal	680,000	-	-	680,000
Interest	150,129	-	-	150,129
Capital outlay	-	1,719,839	-	1,719,839
Total Expenditures	17,881,983	1,719,839	8,860	19,610,682
Excess (Deficiency) of Revenues Over Expenditures	865,803	(1,719,839)	16,255	(837,781)
OTHER FINANCING SOURCES (USES)				
Insurance recoveries	95,758	-	-	95,758
Transfers in	-	975,000	-	975,000
Transfers out	(975,000)	-	-	(975,000)
Total Other Financing Sources (Uses)	(879,242)	975,000	-	95,758
Net Change in Fund Balances	(13,439)	(744,839)	16,255	(742,023)
FUND BALANCES				
Beginning of Year	6,684,584	1,336,336	219,770	8,240,690
End of Year	\$ 6,671,145	\$ 591,497	\$ 236,025	\$ 7,498,667

The notes to the financial statements are an integral part of this statement.

Village of Rye Brook, New York

Reconciliation of the Statement of Revenues,
Expenditures and Changes in Fund Balances of Governmental Funds
to the Statement of Activities
Year Ended May 31, 2014

Amounts Reported for Governmental Activities in the Statement of Activities are Different Because:

Net Change in Fund Balances - Total Governmental Funds	\$ (742,023)
<p>Governmental funds report capital outlays as expenditures. However, in the statement of activities, the cost of those assets is allocated over their estimated useful lives and reported as depreciation expense. This amount may be less than the total capital outlay since capital outlay includes amounts under the capitalization threshold.</p>	
Capital outlay expenditures	1,554,045
Depreciation expense	<u>(985,412)</u>
	<u>568,633</u>
<p>Bond proceeds provide current financial resources to governmental funds, but issuing debt increases long-term liabilities in the statement of net position. Repayment of bond principal is an expenditure in the governmental funds, but the repayment reduces long-term liabilities in the statement of net position. Also, governmental funds report the effect of premiums, discounts and similar items when debt is first issued, whereas these amounts are deferred and amortized in the statement of activities.</p>	
Principal paid on serial bonds	680,000
Amortization of loss on refunding and premium	<u>(13,033)</u>
	<u>666,967</u>
<p>Some expenses reported in the statement of activities do not require the use of current financial resources and, therefore, are not reported as expenditures in governmental funds.</p>	
Accrued interest	(4,805)
Compensated absences	23,405
Other post employment benefit obligations	<u>(2,005,650)</u>
	<u>(1,987,050)</u>
Change in Net Position of Governmental Activities	<u>\$ (1,493,473)</u>

The notes to the financial statements are an integral part of this statement.

Village of Rye Brook, New York

Statement of Revenues, Expenditures And Changes
 In Fund Balance - Budget And Actual
 General Fund
 Year Ended May 31, 2014

	Original Budget	Final Budget	Actual	Variance with Final Budget Positive (Negative)
REVENUES				
Real property taxes	\$ 13,442,341	\$ 13,442,341	\$ 13,442,341	\$ -
Other tax items	816,000	816,000	963,290	147,290
Non-property taxes	2,312,500	2,312,500	2,248,717	(63,783)
Departmental income	986,040	986,040	1,323,797	337,757
Intergovernmental charges	154,502	154,502	242,198	87,696
Use of money and property	20,000	20,000	13,595	(6,405)
Fines and forfeitures	40,000	40,000	38,910	(1,090)
Sale of property and compensation for loss	5,000	5,000	945	(4,055)
State aid	346,397	346,397	459,193	112,796
Miscellaneous	5,600	5,600	14,800	9,200
Total Revenues	18,128,380	18,128,380	18,747,786	619,406
EXPENDITURES				
Current				
General government support	2,636,303	2,570,887	2,539,983	30,904
Public safety	5,690,180	5,651,974	5,612,976	38,998
Health	200,500	199,355	198,842	513
Transportation	1,200,620	1,283,565	1,255,811	27,754
Economic opportunity and development	290,859	291,665	281,076	10,589
Culture and recreation	1,716,666	1,697,582	1,656,313	41,269
Home and community services	1,259,213	1,228,254	1,155,761	72,493
Employee benefits	4,343,437	4,386,720	4,351,092	35,628
Debt service				
Principal	680,000	680,000	680,000	-
Interest	147,353	150,129	150,129	-
Total Expenditures	18,165,131	18,140,131	17,881,983	258,148
Excess (Deficiency) of Revenues Over Expenditures	(36,751)	(11,751)	865,803	877,554
OTHER FINANCING SOURCES (USES)				
Insurance recoveries	23,000	23,000	95,758	72,758
Transfers out	(950,000)	(975,000)	(975,000)	-
Total Other Financing Uses	(927,000)	(952,000)	(879,242)	72,758
Net Change in Fund Balance	(963,751)	(963,751)	(13,439)	950,312
FUND BALANCE				
Beginning of Year	963,751	963,751	6,684,584	5,720,833
End of Year	\$ -	\$ -	\$ 6,671,145	\$ 6,671,145

The notes to the financial statements are an integral part of this statement.

Village of Rye Brook, New York

Statement of Assets and Liabilities
Fiduciary Fund
May 31, 2014

	<u>Agency</u>
ASSETS	
Cash and equivalents	<u>\$ 75,775</u>
LIABILITIES	
Accounts payable	\$ 4,051
Employee payroll deductions	2,300
Deposits	<u>69,424</u>
Total Liabilities	<u>\$ 75,775</u>

The notes to the financial statements are an integral part of this statement.

(This page intentionally left blank)

Note 1 - Summary of Significant Accounting Policies

The Village of Rye Brook, New York ("Village") was incorporated in 1982 and operates in accordance with Village Law and the various other applicable laws of the State of New York. The Village Board of Trustees is the legislative body responsible for overall operation. The Village Administrator serves as the chief administrative officer and the Village Treasurer serves as the chief financial officer. The Village provides the following services to its residents: public safety, health, transportation, economic opportunity and development, culture and recreation, home and community services and general and administrative support.

The accounting policies of the Village conform to generally accepted accounting principles as applicable to governmental units and the Uniform System of Accounts as prescribed by the State of New York. The Governmental Accounting Standards Board ("GASB") is the accepted standard setting body for establishing governmental accounting and financial reporting principles. The following is a summary of the Village's more significant accounting policies:

A. Financial Reporting Entity

The financial reporting entity consists of a) the primary government which is the Village, b) organizations for which the Village is financially accountable and c) other organizations for which the nature and significance of their relationship with the Village are such that exclusion would cause the reporting entity's financial statements to be misleading or incomplete as set forth by GASB.

In evaluating how to define the Village, for financial reporting purposes, management has considered all potential component units. The decision to include a potential component unit in the Village's reporting entity was made by applying the criteria set forth by GASB, including legal standing, fiscal dependency and financial accountability. Based upon the application of these criteria, there are no other entities which would be included in the financial statements.

B. Government-Wide Financial Statements

The government-wide financial statements (i.e. the Statement of Net Position and the Statement of Activities) report information on all non-fiduciary activities of the Village as a whole. For the most part, the effect of interfund activity has been removed from these statements, except for interfund services provided and used.

The Statement of Net Position presents the financial position of the Village at the end of its fiscal year. The Statement of Activities demonstrates the degree to which direct expenses of a given function or segment is offset by program revenues. Direct expenses are those that are clearly identifiable with a specific function or segment. Program revenues include (1) charges to customers or applicants who purchase, use or directly benefit from goods or services, or privileges provided by a given function or segment, (2) grants and contributions that are restricted to meeting the operational or capital requirements of a particular function or segment and (3) interest earned on grants that is required to be used to support a particular program. Taxes and other items not identified as program revenues are reported as general revenues. The Village does not allocate indirect expenses to functions in the Statement of Activities.

Note 1 - Summary of Significant Accounting Policies (Continued)

Separate financial statements are provided for governmental funds and fiduciary funds, even though the latter are excluded from the government-wide financial statements. Major individual governmental funds are reported as separate columns in the fund financial statements.

C. Fund Financial Statements

The accounts of the Village are organized and operated on the basis of funds. A fund is an independent fiscal and accounting entity with a self-balancing set of accounts, which comprise its assets, deferred outflows of resources, liabilities, deferred inflows of resources, fund balances, revenues and expenditures. Fund accounting segregates funds according to their intended purpose and is used to aid management in demonstrating compliance with finance related legal and contractual provisions. The Village maintains the minimum number of funds consistent with legal and managerial requirements. The focus of governmental fund financial statements is on major funds as that term is defined in professional pronouncements. Each major fund is to be presented in a separate column, with non-major funds, if any, aggregated and presented in a single column. Fiduciary funds are reported by type. Since the governmental fund statements are presented on a different measurement focus and basis of accounting than the government-wide statements' governmental activities column, a reconciliation is presented on the pages following, which briefly explain the adjustments necessary to transform the fund based financial statements into the governmental activities column of the government-wide presentation. The Village's resources are reflected in the fund financial statements in two broad fund categories, in accordance with generally accepted accounting principles as follows:

Fund Categories

- a. Governmental Funds - Governmental Funds are those through which most general government functions are financed. The acquisition, use and balances of expendable financial resources and the related liabilities are accounted for through governmental funds. The following are the Village's major governmental funds.

General Fund - The General Fund constitutes the primary operating fund of the Village in that it includes all revenues and expenditures not required by law to be accounted for in other funds.

Capital Projects Fund - The Capital Projects Fund is used to account for and report financial resources that are restricted, committed or assigned to expenditures for capital outlays, including the acquisition or construction of major capital facilities and other capital assets.

The Village also reports the following non-major governmental fund -

Special Revenue Funds - Special revenue funds are used to account for and report the proceeds of specific revenue sources that are restricted, committed or assigned to expenditures for specified purposes other than debt service or capital projects. The non-major Special Revenue Fund of the Village is as follows:

Special Purpose Fund - The Special Purpose Fund is used to account for assets held by the Village in accordance with the terms of a trust agreement.

Note 1 - Summary of Significant Accounting Policies (Continued)

- b. Fiduciary Funds - (Not Included in Government-Wide Financial Statements) - The Fiduciary Funds are used to account for assets held by the Village in an agency capacity on behalf of others.

D. Measurement Focus, Basis of Accounting and Financial Statement Presentation

The accounting and financial reporting treatment is determined by the applicable measurement focus and basis of accounting. Measurement focus indicates the type of resources being measured such as current financial resources (current assets less current liabilities) or economic resources (all assets and liabilities). The basis of accounting indicates the timing of transactions or events for recognition in the financial statements.

The government-wide financial statements are reported using the *economic resources measurement focus* and the *accrual basis of accounting*. The Agency Fund has no measurement focus but utilizes the accrual basis of accounting. Revenues are recorded when earned and expenses are recorded when a liability is incurred, regardless of the timing of related cash flows. Property taxes are recognized as revenues in the year for which they are levied. Grants and similar items are recognized as revenue as soon as all eligibility requirements imposed by the provider have been met.

Governmental fund financial statements are reported using the *current financial resources measurement focus* and the *modified accrual basis of accounting*. Revenues are recognized as soon as they are both measurable and available. Revenues are considered to be available when they are collectible within the current period or soon enough thereafter to pay liabilities of the current period. Property taxes are considered to be available if collected within sixty days of the fiscal year end. A ninety day availability period is used for revenue recognition for all other governmental fund revenues. Property taxes associated with the current fiscal period as well as charges for services and intergovernmental revenues are considered to be susceptible to accrual and have been recognized as revenues of the current fiscal period. Fees and other similar revenues are not susceptible to accrual because generally they are not measurable until received in cash. If expenditures are the prime factor for determining eligibility, revenues from Federal and State grants are accrued when the expenditure is made. Expenditures generally are recorded when a liability is incurred, as under accrual accounting. However, debt service expenditures, as well as expenditures related to compensated absences and other post employment benefit obligations are recorded only when payment is due. General capital asset acquisitions are reported as expenditures in governmental funds. Issuance of long-term debt and acquisitions under capital leases are reported as other financing sources.

E. Assets, Liabilities, Deferred Outflows/Inflows of Resources and Net Position or Fund Balances

Deposits, Investments and Risk Disclosure

Cash and Equivalents - Cash and equivalents consist of funds deposited in demand deposit accounts, time deposit accounts and certificates of deposit with original maturities of less than three months.

Note 1 - Summary of Significant Accounting Policies (Continued)

The Village's investment policies are governed by State statutes. The Village has adopted its own written investment policy, which provides for the deposit of funds in FDIC insured commercial banks or trust companies located within the State. The Village is authorized to use demand deposit accounts, time deposit accounts and certificates of deposit. Permissible investments include obligations of the U.S. Treasury, U.S. Agencies, repurchase agreements and obligations of New York State or its political subdivisions, and accordingly, the Village's policy provides for no credit risk on investments.

Collateral is required for demand deposit accounts, time deposit accounts and certificates of deposit at 100% of all deposits not covered by Federal deposit insurance. The Village has entered into custodial agreements with the various banks which hold their deposits. These agreements authorize the obligations that may be pledged as collateral. Such obligations include, among other instruments, obligations of the United States and its agencies and obligations of the State and its municipal and Village subdivisions.

Custodial credit risk is the risk that in the event of a bank failure, the Village's deposits may not be returned to it. GASB Statement No. 40 directs that deposits be disclosed as exposed to custodial credit risk if they are not covered by depository insurance and the deposits are either uncollateralized, collateralized by securities held by the pledging financial institution or collateralized by securities held by the pledging financial institution's trust department but not in the Village's name. The Village's aggregate bank balances that were not covered by depository insurance were not exposed to custodial credit risk at May 31, 2014.

The Village was invested only in the above mentioned obligations and, accordingly, was not exposed to any interest rate or credit risk.

Investments - All investments are stated at fair value and/or amortized cost, which approximates fair value.

Taxes Receivable - Real property taxes attach as an enforceable lien on real property as of May 1st and are levied and payable in two installments due in June and February. The Town of Rye is responsible for the billing and collection of the Village's real property taxes.

Other Receivables - Other receivables include amounts due from other governments and individuals for services provided by the Village. Receivables are recorded and revenues recognized as earned or as specific program expenditures are incurred. Allowances are recorded when appropriate.

Due From/To Other Funds - During the course of its operations, the Village has numerous transactions between funds to finance operations, provide services and construct assets. To the extent that certain transactions between funds had not been paid or received as of May 31, 2014, balances of interfund amounts receivable or payable have been recorded in the fund financial statements.

Prepaid Expenses/Expenditures - Certain payments to vendors reflect costs applicable to future accounting periods, and are recorded as prepaid items using the consumption method in both the district-wide and fund financial statements. Prepaid expenses/expenditures consist of insurance and other costs which have been satisfied prior to the end of the fiscal year, but represent items

Note 1 - Summary of Significant Accounting Policies (Continued)

which have been provided for in the subsequent year's budget and will benefit such periods. Reported amounts in governmental funds are equally offset by a reservation of fund balance which indicates that these amounts do not constitute "available spendable resources" even though they are a component of current assets.

Capital Assets - Capital assets, which include property, plant, equipment and infrastructure assets (e.g., roads, bridges, sidewalks and similar items) are reported in the governmental activities column in the government-wide financial statements. Capital assets are defined by the Village as assets with an initial, individual cost of more than \$5,000 and an estimated useful life in excess of one year. Such assets are recorded at historical cost or estimated historical cost if purchased or constructed. Donated capital assets are recorded at estimated fair market value at the date of donation.

Major outlays for capital assets and improvements are capitalized as projects are constructed. The cost of normal maintenance and repairs that do not add to the value of the asset or materially extend assets lives is not capitalized.

Land and construction-in-progress are not depreciated. Property, plant, equipment and infrastructure of the Village are depreciated using the straight line method over the following estimated useful lives.

<u>Class</u>	<u>Life in Years</u>
Land improvements	20
Buildings and improvements	15 - 45
Machinery and equipment	5 - 20
Infrastructure	15 - 50

The costs associated with the acquisition or construction of capital assets are shown as capital outlay expenditures on the governmental fund financial statements. Capital assets are not shown on the governmental fund balance sheet.

Unearned Revenues - Unearned revenues arise when assets are recognized before revenue recognition criteria has been satisfied. In district-wide financial statements, unearned revenues consist of revenue received in advance and/or revenue from grants received before the eligibility requirements have been met.

Unearned revenues in the fund financial statements are those where asset recognition criteria have been met, but for which revenue recognition criteria have not been met. The Village has reported unearned revenues of \$404,514 within the General Fund for hotel tax. Such amounts have been deemed to be measurable but not "available" pursuant to generally accepted accounting principles.

Deferred Outflows/Inflows of Resources - In addition to assets, the statement of financial position will sometimes report a separate section for deferred outflows of resources. This separate financial statement element represents a consumption of net position that applies to a future period and so will not be recognized as an outflow of resources (expense/expenditure) until then.

Note 1 - Summary of Significant Accounting Policies (Continued)

In addition to liabilities, the statement of financial position will sometimes report a separate section for deferred inflows of resources. This separate financial statement element represents an acquisition of net position that applies to a future period and so will not be recognized as an inflow of resources (revenue) until that time.

The Village reported deferred outflows of resources of \$8,305 for a deferred loss on refunding bonds in the government-wide Statement of Net Position. This amount results from the difference in the carrying value of the refunded debt and its reacquisition price. This amount is deferred and amortized over the shorter of the life of the refunded or refunding debt.

Long-Term Liabilities - In the government-wide financial statements, long-term debt and other long-term obligations are reported as liabilities in the Statement of Net Position. Bond premiums and discounts are deferred and amortized over the life of the bonds. Bonds payable are reported net of the applicable bond premium or discount. Bond issuance costs are expensed as incurred.

In the fund financial statements, governmental funds recognize bond premiums and discounts, as well as bond issuance costs, during the current period. The face amount of the debt issued is reported as other financing sources. Premiums received on debt issuances are reported as other financing sources while discounts on debt issuances are reported as other financing uses. Issuance costs, whether or not withheld from the actual debt proceeds received, are reported as Capital Projects Fund expenditures.

Compensated Absences - The various collective bargaining agreements provide for the payment of accumulated vacation and sick leave upon separation from service. The liability for such accumulated leave is reflected in the government-wide Statement of Net Position as current and long-term liabilities. A liability for these amounts is reported in the governmental funds only if the liability has matured through employee resignation or retirement. The liability for compensated absences includes salary related payments, where applicable.

Net Position - Net position represent the difference between assets and liabilities. Net position is reported as restricted when there are limitations imposed on its use either through the enabling legislation adopted by the Village or through external restrictions imposed by creditors, grantors, or laws or regulations of other governments. Net position on the Statement of Net Position includes, net investment in capital assets, restricted for capital projects, debt service and special purposes. The balance is classified as unrestricted.

Fund Balance - Generally, fund balance represents the difference between the current assets and deferred outflows of resources and current liabilities and deferred inflows of resources. In the fund financial statements, governmental funds report fund classifications that comprise a hierarchy based primarily on the extent to which the Village District is bound to honor constraints on the specific purposes for which amounts in those funds can be spent. Under this standard the fund balance classifications are as follows:

Nonspendable fund balance includes amounts that cannot be spent because they are either not in spendable form (inventories, prepaid amounts, long-term receivables) or they are legally or contractually required to be maintained intact (the corpus of a permanent fund).

Note 1 - Summary of Significant Accounting Policies (Continued)

Restricted fund balance is reported when constraints placed on the use of the resources are imposed by grantors, contributors, laws or regulations of other governments or imposed by law through enabling legislation. Enabling legislation includes a legally enforceable requirement that these resources be used only for the specific purposes as provided in the legislation. This fund balance classification is used to report funds that are restricted for debt service obligations and for other items contained in General Municipal Law of the State of New York.

Committed fund balance is reported for amounts that can only be used for specific purposes pursuant to formal action of the entity's highest level of decision making authority. The Board of Trustees is the highest level of decision making authority for the Village that can, by the adoption of a resolution prior to the end of the fiscal year, commit fund balance. Once adopted, these funds may only be used for the purpose specified unless the entity removes or changes the purpose by taking the same action that was used to establish the commitment. This classification includes certain amounts established and approved by the Board of Trustees.

Assigned fund balance, in the General Fund, represents amounts constrained either by policies of the entity's highest level of decision making authority or a person with delegated authority from the governing board to assign amounts for a specific intended purpose. Unlike commitments, assignments generally only exist temporarily, in that additional action does not normally have to be taken for the removal of an assignment. An assignment cannot result in a deficit in the unassigned fund balance in the General Fund. Assigned fund balance in all other governmental funds represents any positive remaining amount after classifying nonspendable, restricted or committed fund balance amounts.

Unassigned fund balance, in the General Fund, represents amounts not classified as nonspendable, restricted, committed or assigned. The General Fund is the only fund that would report a positive amount in unassigned fund balance. For all governmental funds other than the General Fund, unassigned fund balance would necessarily be negative, since the fund's liabilities and deferred inflows of resources, together with amounts already classified as nonspendable, restricted and committed would exceed the fund's assets and deferred outflows of resources.

In order to calculate the amounts to report as restricted and unrestricted fund balance in the governmental fund financial statements, a flow assumption must be made about the order in which the resources are considered to be applied. When both restricted and unrestricted amounts of fund balance are available for use for expenditures incurred, it is the Village's policy to use restricted amounts first and then unrestricted amounts as they are needed. For unrestricted amounts of fund balance, it is the Village's policy to use fund balance in the following order: committed, assigned, and unassigned.

Note 1 - Summary of Significant Accounting Policies (Continued)

F. Encumbrances

In governmental funds, encumbrance accounting, under which purchase orders, contracts and other commitments for the expenditure of monies are recorded in order to reserve applicable appropriations, is generally employed as an extension of formal budgetary integration in the General Fund. Encumbrances outstanding at year-end are reported as assigned fund balance since they do not constitute expenditures or liabilities.

G. Use of Estimates

The preparation of the financial statements in conformity with generally accepted accounting principles requires management to make estimates and assumptions that affect the reported amounts of assets, deferred outflows of resources, liabilities and deferred inflows of resources and disclosures of contingent assets and liabilities at the date of the financial statements. Estimates also affect the reported amounts of revenues and expenditures/expenses during the reporting period. Actual results could differ from those estimates.

H. Subsequent Events Evaluation by Management

Management has evaluated subsequent events for disclosure and/or recognition in the financial statements through the date that the financial statements were available to be issued, which date is December 8, 2014.

Note 2 - Stewardship, Compliance and Accountability

A. Budgetary Data

The Village generally follows the procedures enumerated below in establishing the budgetary data reflected in the financial statements:

- a) On or before March 20th, the budget officer submits to the Board of Trustees a tentative operating budget for the fiscal year commencing the following June 1st. The tentative budget includes proposed expenditures and the means of financing for all funds.
- b) The Board of Trustees, on or before March 31st, meets to discuss and review the tentative budget.
- c) The Board of Trustees conducts a public hearing on the tentative budget to obtain taxpayer comments on or before April 15th.
- d) After the public hearing and on or before May 1st, the Trustees meet to consider and adopt the budget.
- e) Formal budgetary integration is employed during the year as a management control device for the General Fund.
- f) The budget for the General Fund is legally adopted annually on a basis consistent with generally accepted accounting principles. The Capital Projects Fund is budgeted on a project basis. An annual budget is not legally adopted by the Board for the Special Purpose Fund.

Note 2 - Stewardship, Compliance and Accountability (Continued)

- g) The Village Board of Trustees has established legal control of the budget at the function level of expenditures. Transfers between appropriation accounts, at the function level, require approval by the Village Administrator. However, any modification to appropriations resulting from increases in revenue estimates or supplemental reserve appropriations require a majority vote by the Board.
- h) Appropriations in the General Fund lapse at the end of the fiscal year, except that outstanding encumbrances are reappropriated in the succeeding year pursuant to the Uniform System of Accounts promulgated by the Office of the State Comptroller.

Budgeted amounts are as originally adopted, or as amended by the Board of Trustees.

B. Property Tax Limitation

The Village is permitted by the Constitution of the State of New York to levy taxes up to 2% of the five year average full valuation of taxable real estate located within the Village, exclusive of the amount raised for the payment of interest on and redemption of long-term debt. In accordance with this definition, the maximum amount of the levy for 2013-2014 was \$52,945,048 which exceeded the actual levy by \$39,502,707.

On June 24, 2011, the Governor signed Chapter 97 of the Laws of 2011 ("Tax Levy Limitation Law"). This applies to all local governments.

The Tax Levy Limitation Law restricts the amount of real property taxes that may be levied by a Village in a particular year, beginning with the 2012 year. It expires on June 16, 2016.

The following is a brief summary of certain relevant provisions of the Tax Levy Limitation Law. The summary is not complete and the full text of the Tax Levy Limitation Law should be read in order to understand the details and implementations thereof.

The Tax Levy Limitation Law imposes a limitation on increases in the real property tax levy, subject to certain exceptions. The Tax Levy Limitation Law permits the Village to increase its overall real property tax levy over the tax levy of the prior year by no more than the "Allowable Levy Growth Factor," which is the lesser of one and two-one hundredths or the sum of one plus the Inflation Factor; provided, however that in no case shall the levy growth factor be less than one. The "Inflation Factor" is the quotient of: (i) the average of the 20 National Consumer Price Indexes determined by the United States Department of Labor for the twelve-month period ending six months prior to the start of the coming fiscal year minus the average of the National Consumer Price Indexes determined by the United States Department of Labor for the twelve-month period ending six months prior to the start of the prior fiscal year, divided by (ii) the average of the National Consumer Price Indexes determined by the United States with the result expressed as a decimal to four places. The Village is required to calculate its tax levy limit for the upcoming year in accordance with the provision above and provide all relevant information to the New York State Comptroller prior to adopting its budget. The Tax Levy Limitation Law sets forth certain exclusions to the real property tax levy limitation of the Village, including exclusions for certain portions of the expenditures for retirement system contributions and tort judgments payable by the Village. The Board may adopt a budget that exceeds the tax levy limit for the coming fiscal year, only if the Board first enacts, by a vote of at least sixty percent of the total voting power of the Board, a local law to override such limit for such coming fiscal year.

Note 2 - Stewardship, Compliance and Accountability (Continued)

C. Application of Accounting Standards

For the year ended May 31, 2014, the Village implemented GASB Statement No. 65, "*Items Previously Reported as Assets and Liabilities*". This statement established accounting and financial reporting standards that reclassify, as deferred outflows/inflows of resources, certain items that were previously reported as assets and liabilities. This statement also recognizes as outflows of resources (expenses or expenditures) or inflows of resources (revenues), certain items that were previously reported as assets and liabilities.

D. Capital Projects Fund Deficits

The deficit in certain individual capital projects arises in-part because of the application of generally accepted accounting principles to the financial reporting of such funds. The proceeds of bond anticipation notes issued to finance construction of capital projects are not recognized as an "other financing source". Liabilities for bond anticipation notes payable are accounted for in the Capital Projects Fund. Bond anticipation notes are recognized as revenue only to the extent that they are redeemed. The deficit will be reduced and eliminated as the bond anticipation notes are redeemed from interfund transfers from other governmental funds or converted to permanent financing. Other deficits, where no bond anticipation notes were issued or outstanding to the extent of the deficit, arise either because of expenditures exceeding current financing on the projects or from capital projects exceeding their budgetary authorization. These deficits will be eliminated with the subsequent receipt or issuance of authorized financing.

E. Expenditures in Excess of Budget

The following capital projects exceeded their budgetary provisions by the amounts indicated:

Comprehensive Plan	\$ 10,000
Village Hall Improvements	40,930
Police Vehicles 2013	64,361
Pine Ridge Park Tennis Court Resurfacing	7,200
Parks Equipment	73,701

Note 3 - Detailed Notes on All Funds

A. Taxes Receivable

Taxes receivable at May 31, 2014 consisted of the following -

Current Year	\$ <u>64,404</u>
--------------	------------------

Village of Rye Brook, New York

Notes to Financial Statements (Continued)
 May 31, 2014

Note 3 - Detailed Notes on All Funds (Continued)

B. Due From/To Other Funds

The balances reflected as due from/to other funds at May 31, 2014 were as follows:

Fund	Due From	Due To
General	\$ 8,028	\$ 2,024,450
Capital Projects	2,038,293	-
Non-Major Governmental	16,157	38,028
	<u>\$ 2,062,478</u>	<u>\$ 2,062,478</u>

C. Capital Assets

Changes in the Village's capital assets are as follows:

Class	Balance June 1, 2013	Additions	Deletions	Balance May 31, 2014
Capital Assets, not being depreciated				
Land	\$ 12,401,325	\$ 693,122	\$ -	\$ 13,094,447
Construction-in-Progress	234,395	580,070	9,015	805,450
Total Capital Assets, not being depreciated	<u>\$ 12,635,720</u>	<u>\$ 1,273,192</u>	<u>\$ 9,015</u>	<u>\$ 13,899,897</u>
Capital Assets, being depreciated				
Land Improvements	\$ 5,891,524	\$ 19,500	\$ -	\$ 5,911,024
Buildings and Improvements	7,688,148	-	-	7,688,148
Machinery and Equipment	4,159,987	164,070	-	4,324,057
Infrastructure	19,495,927	106,298	-	19,602,225
Total Capital Assets, being depreciated	<u>37,235,586</u>	<u>289,868</u>	<u>-</u>	<u>37,525,454</u>
Less Accumulated Depreciation for				
Land Improvements	1,794,120	302,373	-	2,096,493
Buildings and Improvements	2,096,197	168,677	-	2,264,874
Machinery and Equipment	3,352,634	187,970	-	3,540,604
Infrastructure	13,444,689	326,392	-	13,771,081
Total Accumulated Depreciation	<u>20,687,640</u>	<u>985,412</u>	<u>-</u>	<u>21,673,052</u>
Total Capital Assets, being depreciated, net	<u>\$ 16,547,946</u>	<u>\$ (695,544)</u>	<u>\$ -</u>	<u>\$ 15,852,402</u>
Capital Assets, net	<u>\$ 29,183,666</u>	<u>\$ 577,648</u>	<u>\$ 9,015</u>	<u>\$ 29,752,299</u>

Village of Rye Brook, New York

Notes to Financial Statements (Continued)
 May 31, 2014

Note 3 - Detailed Notes on All Funds (Continued)

Depreciation expense was charged to the Village's functions and programs as follows:

General Government Support	\$ 72,498
Public Safety	186,789
Transportation	297,506
Culture and Recreation	331,364
Home and Community Services	<u>97,255</u>
Total Depreciation Expense	<u>\$ 985,412</u>

D. Accrued Liabilities

The Village has reported accrued liabilities for payroll and employee benefits of \$216,418 in the General Fund.

E. Pension Plans

The Village participates in the New York State and Local Employees' Retirement System ("ERS") and the New York State and Local Police and Fire Retirement System ("PFRS") ("Systems"). These Systems are cost-sharing multiple-employer defined benefit pension plans. The Systems provide retirement, disability and death benefits to plan members. Obligations of employers and employees to contribute and benefits to employees are governed by the New York State Retirement and Social Security Law. The Systems issue a publicly available financial report that includes financial statements and required supplementary information for the Systems. That report may be obtained by writing to the New York State and Local Employees' Retirement System, 110 State Street, Albany, New York 12224.

Funding Policy - The Systems are non-contributory except for employees in tiers 3 and 4 that joined ERS in tiers 3 and 4 that have less than ten years of service, who contribute 3% of their salary, employees in tier 5 who also contribute 3% of their salary without regard to years of service and employees in tier 6 who contribute between 3% and 6% depending on salary levels and also without regard to year of service. Contributions are certified by the State Comptroller and expressed as a percentage of members' salary. Contribution rates are actuarially determined and based upon membership tier and plan. Contributions consist of a life insurance portion and regular pension contributions. Contribution rates for the plans' year ended March 31, 2014 are as follows:

	<u>Tier/Plan/Option</u>	<u>Rate</u>
ERS	3/A14/41J	21.0%
	4/A15/41J	21.0
	5/A15/41J	16.9
	6/A15/41J1	11.4
PFRS	2/384D	28.4

Village of Rye Brook, New York

Notes to Financial Statements (Continued)
 May 31, 2014

Note 3 - Detailed Notes on All Funds (Continued)

Contributions made or accrued to the Systems for the current and two preceding years were as follows:

	<u>ERS</u>	<u>PFRS</u>
2014	\$ 599,793	\$ 1,119,946
2013	541,144	920,849
2012	439,442	676,489

These contributions were equal to 100% of the actuarially required contributions for each respective fiscal year.

The current year ERS and PFRS contributions were charged to the General Fund.

F. Short-Term Capital Borrowings - Bond Anticipation Notes

The schedule below details the changes in short-term capital borrowings.

<u>Purpose</u>	<u>Year of Original Issue</u>	<u>Maturity Date</u>	<u>Rate of Interest</u>	<u>Balance June 1, 2013</u>	<u>New Issues</u>	<u>Redemptions</u>	<u>Balance May 31, 2014</u>
Accounting and Records Retention Software	2012	1/15	1.27 %	\$ 40,000	\$ -	\$ 10,000	\$ 30,000
Jacqueline Lane Drainage	2012	1/15	1.27	75,000	-	18,750	56,250
Parks and Recreation Maintenance Vehicle	2012	1/15	1.27	50,000	-	12,500	37,500
Village Administration Passenger Vehicle	2012	1/15	1.27	28,000	-	7,000	21,000
Village Hall Standby Generator	2012	1/15	1.27	45,000	-	11,250	33,750
Parks Equipment	2013	1/15	1.27	40,000	-	-	40,000
King Street Sidewalks	2013	1/15	1.27	80,000	-	-	80,000
Laser Fiche Project	2013	1/15	1.27	260,000	-	-	260,000
Highway Vehicles	2013	1/15	1.27	62,500	-	-	62,500
Police Equipment	2013	1/15	1.27	25,275	-	-	25,275
Land and Highway Garage	2013	1/15	1.09	-	750,000	-	750,000
Garibaldi Parking Lot and Building Demolition	2014	1/15	1.27	-	70,000	-	70,000
Highway Maintenance and Construction	2014	1/15	1.27	-	298,000	-	298,000
Pine Ridge Park Tennis Wall Reconstruction	2014	1/15	1.27	-	40,000	-	40,000
Talcott Road Street Lighting Replacement	2014	1/15	1.27	-	42,000	-	42,000
				<u>\$ 705,775</u>	<u>\$ 1,200,000</u>	<u>\$ 59,500</u>	<u>\$ 1,846,275</u>

Liabilities for bond anticipation notes are generally accounted for in the Capital Projects Fund. Bond anticipation notes issued for judgments or settled claims are recorded in the fund paying the claim. Principal payments on bond anticipation notes must be made annually. State law requires that bond anticipation notes issued for capital purposes or judgments be converted to long-term obligations generally within five years after the original issue date. However, bond anticipation notes issued for assessable improvement projects may be renewed for periods equivalent to the maximum life of the permanent financing, provided that stipulated annual reductions of principal are made.

Interest expenditures of \$8,540 were recorded in the fund financial statements in the General Fund. Interest expense of \$15,145 was recorded in the government-wide financial statements for governmental activities.

Village of Rye Brook, New York

Notes to Financial Statements (Continued)
 May 31, 2014

Note 3 - Detailed Notes on All Funds (Continued)

G. Long-Term Liabilities

The following table summarizes changes in the Village's long-term liabilities for the year ended May 31, 2014:

	Balance June 1, 2013	New Issues/ Additions	Maturities and/or Payments	Balance May 31, 2014	Due Within One-Year
Bonds Payable	\$ 3,950,000	\$ -	\$ 680,000	\$ 3,270,000	\$ 610,000
Add - Unamortized premium on bonds	88,340	-	18,090	70,250	-
	<u>4,038,340</u>	<u>-</u>	<u>698,090</u>	<u>3,340,250</u>	<u>610,000</u>
Other Non-current Liabilities					
Compensated Absences	1,183,996	94,595	118,000	1,160,591	116,000
Other Post Employment Benefit Obligations Payable	9,446,463	2,822,259	816,609	11,452,113	-
Total Non-current Liabilities	<u>10,630,459</u>	<u>2,916,854</u>	<u>934,609</u>	<u>12,612,704</u>	<u>116,000</u>
Total Long-Term Liabilities	<u>\$ 14,668,799</u>	<u>\$ 2,916,854</u>	<u>\$ 1,632,699</u>	<u>\$ 15,952,954</u>	<u>\$ 726,000</u>

Each governmental fund's liability for bonds, compensated absences and other post employment benefit obligations are liquidated by the General Fund.

Bonds Payable

Bonds payable at May 31, 2014 are comprised of the following individual issues:

Purpose	Year of Issue	Original Issue Amount	Final Maturity	Interest Rates	Amount Outstanding at May 31, 2014
Various Village Purposes	2003	\$ 3,100,000	September, 2018	3.25-4.50 %	\$ 1,565,000
Various Village Purposes-Refunding	2009	1,560,000	November, 2016	2.00-6.00	485,000
Various Village Purposes	2010	2,200,000	November, 2020	2.00-5.00	<u>1,220,000</u>
					<u>\$ 3,270,000</u>

Interest expenditures of \$141,589 were recorded in the fund financial statements in the General Fund. Interest expense of \$127,237 was recorded in the government-wide financial statements.

Note 3 - Detailed Notes on All Funds (Continued)

Payments to Maturity

The annual requirements to amortize all bonded debt outstanding as of May 31, 2014 including interest payments of \$493,085 are as follows:

Year Ending May 31,	Principal	Interest	Total
2015	\$ 610,000	\$ 121,950	\$ 731,950
2016	625,000	100,576	725,576
2017	370,000	79,388	449,388
2018	375,000	63,388	438,388
2019	375,000	50,138	425,138
2020-2021	915,000	77,645	992,645
	<u>\$ 3,270,000</u>	<u>\$ 493,085</u>	<u>\$ 3,763,085</u>

The above general obligation bonds are direct obligations of the Village for which its full faith and credit are pledged and are payable from taxes levied on all taxable real property within the Village.

Compensated Absences

Pursuant to the terms of existing collective bargaining agreements, certain employees are permitted to accumulate sick and personal leave. The maximum accumulation varies with each agreement. Upon termination, employees will be compensated for such accumulated leave at varying amounts according to the terms of each agreement. The value of the compensated absences has been reflected in the government-wide financial statements.

Other Post Employment Benefit Obligations Payable

In addition to providing pension benefits, the Village provides certain health care benefits for retired employees. The various collective bargaining agreements stipulate the employees covered and the percentage of contribution. Contributions by the Village may vary according to length of service. The cost of providing post-employment health care benefits is shared between the Village and the retired employee. Substantially all of the Village's employees may become eligible for these benefits if they reach normal retirement age while working for the Village. The cost of retiree health care benefits is recognized as expenditure as claims are paid in the fund financial statements.

The Village's annual other postemployment benefit ("OPEB") cost (expense) is calculated based on the annual required contribution, ("ARC"), an amount actuarially determined in accordance with the parameters of GASB Statement 45. GASB Statement 45 establishes standards for the measurement, recognition and display of the expenses and liabilities for retirees' medical insurance. As a result, reporting of expenses and liabilities will no longer be done under the "pay-as-you-go" approach. Instead of expensing the current year premiums paid, a per capita claims cost will be determined, which will be used to determine a "normal cost", an "actuarial accrued liability", and ultimately the ARC. The ARC represents a level of funding that, if paid on an ongoing basis, is projected to cover normal cost each year and amortize any unfunded actuarial liabilities over a period not to exceed thirty years.

Village of Rye Brook, New York

Notes to Financial Statements (Continued)
May 31, 2014

Note 3 - Detailed Notes on All Funds (Continued)

Actuarial valuations for OPEB plans involve estimates of the value of reported amounts and assumptions about the probability of events far into the future. These amounts are subject to continual revision as results are compared to past expectations and new estimates are made about the future. Calculations are based on the OPEB benefits provided under the terms of the substantive plan in effect at the time of each valuation and on the pattern of sharing of costs between the employer and plan members to that point. The actuarial calculations of the OPEB plan reflect a long-term perspective.

The Village is required to accrue on the government-wide financial statements the amounts necessary to finance the plan as actuarially determined, which is equal to the balance not paid by plan members. Funding for the Plan has been established on a pay-as-you-go basis.

The assumed rate increase in postretirement benefits is as follows

<u>Year</u>	<u>Medical Rates</u>
2015	6.5 %
2016	6.0
2017	5.5
2018	5.0

The amortization basis is the level percentage of payroll method with a closed group amortization approach with 25 years remaining in the amortization period. The actuarial assumptions include a 4% rate of return. The entry age method was used to determine the actuarial value of the assets of the OPEB plan, however, the Village currently has no assets set aside for the purpose of paying postemployment benefits. The actuarial cost method utilized was the entry age method.

The number of participants as of May 31, 2014 was as follows:

Active Employees	99
Retired Employees	<u>12</u>
Total	<u><u>111</u></u>

Village of Rye Brook, New York

Notes to Financial Statements (Continued)
 May 31, 2014

Note 3 - Detailed Notes on All Funds (Continued)

Amortization Component:	
Actuarial Accrued Liability as of June 1, 2013	\$ 34,350,519
Assets at Market Value	-
	<u>34,350,519</u>
Unfunded Actuarial Accrued Liability	<u>\$ 34,350,519</u>
Funded Ratio	<u>0.00%</u>
Covered Payroll (active plan members)	<u>\$ 5,854,584</u>
UAAL as a Percentage of Covered Payroll	<u>586.73%</u>
Annual Required Contribution	\$ 2,895,033
Adjustment on annual required contribution	(450,633)
Interest on Net OPEB Obligation	<u>377,859</u>
Annual OPEB Cost	2,822,259
Contributions Made	<u>(816,609)</u>
Increase in Net OPEB Obligation	2,005,650
Net OPEB Obligation - beginning of year	<u>9,446,463</u>
Net OPEB Obligation - end of year	<u>\$ 11,452,113</u>

The Village annual OPEB cost, the percentage of annual OPEB cost contributed to the plan and the net OPEB obligation for the current and two preceding year is as follows:

Fiscal Year Ended May 31,	Annual OPEB Cost	Percentage of Annual OPEB Cost Contributed	Net OPEB Obligation
2014	\$ 2,822,259	28.93 %	\$ 11,452,113
2013	2,693,772	28.10	9,446,463
2012	2,567,621	27.21	7,509,585

The Schedule of funding progress for the OPEB plan immediately following the notes to the financial statements presents multi-year trend information about whether the actuarial value of the plan assets is increasing or decreasing relative to the actual accrued liability for the benefits over time.

H. Revenues and Expenditures

Interfund Transfers

Interfund transfers are defined as the flow of assets, such as cash or goods and services, without the equivalent flow of assets in return. The interfund transfers reflected below have been reflected as transfers:

Village of Rye Brook, New York

Notes to Financial Statements (Continued)
May 31, 2014

Note 3 - Detailed Notes on All Funds (Continued)

<u>Transfers Out</u>	<u>Transfers In Capital Projects Fund</u>
General Fund	<u>\$ 975,000</u>

Transfers are used to move amounts earmarked in the General Fund to fulfill commitments for Capital Projects Fund expenditures.

I. Net Position

The components of net position are detailed below:

Net Investment in Capital Assets - the component of net position that reports the difference between capital assets less both the accumulated depreciation and the outstanding balance of debt, excluding unexpended proceeds, that is directly attributable to the acquisition, construction or improvement of those assets.

Restricted for Capital Projects - the component of net position that reports the amounts restricted for capital projects, exclusive of unexpended bonds proceeds and unrestricted interest earnings.

Restricted for Debt Service - the component of net position that reports the difference between assets and liabilities with constraints placed on their use by Local Finance Law.

Restricted for Special Purposes - the component of net position that reports the difference between assets and liabilities of certain programs that consist of assets with constraints placed on their use by either external parties and/or statute.

Unrestricted - all other amounts that do not meet the definition of "restricted" or "net investment in capital assets".

Village of Rye Brook, New York

Notes to Financial Statements (Continued)

May 31, 2014

Note 3 - Detailed Notes on All Funds (Continued)

J. Fund Balances

	2014				2013			
	General Fund	Capital Projects Fund	Non-Major Governmental Funds	Total	General Fund	Capital Projects Fund	Non-Major Governmental Funds	Total
Nonspendable								
Prepaid expenditures	\$ 325,350	\$ -	\$ -	\$ 325,350	\$ 334,309	\$ -	\$ -	\$ 334,309
Restricted								
Capital projects	-	591,497	-	591,497	-	1,336,336	-	1,336,336
Debt service	805,585	-	-	805,585	800,288	-	-	800,288
Parklands	-	-	183,566	183,566	-	-	183,482	183,482
Trusts	-	-	52,459	52,459	-	-	36,288	36,288
Total Restricted	805,585	591,497	236,025	1,633,107	800,288	1,336,336	219,770	2,356,394
Assigned								
Purchases on order								
General government support	25,626	-	-	25,626	14,206	-	-	14,206
Public safety	28,953	-	-	28,953	10,732	-	-	10,732
Transportation	11,061	-	-	11,061	7,653	-	-	7,653
Economic opportunity and development	2,200	-	-	2,200	3,624	-	-	3,624
Culture and recreation	34,717	-	-	34,717	31,736	-	-	31,736
Home and community services	49,465	-	-	49,465	5,300	-	-	5,300
	152,022	-	-	152,022	73,251	-	-	73,251
Subsequent years' expenditures	1,255,322	-	-	1,255,322	890,500	-	-	890,500
Tax certiorari	-	-	-	-	350,000	-	-	350,000
Total Assigned	1,407,344	-	-	1,407,344	1,313,751	-	-	1,313,751
Unassigned	4,132,866	-	-	4,132,866	4,236,236	-	-	4,236,236
Total Fund Balances	\$ 6,671,145	\$ 591,497	\$ 236,025	\$ 7,498,667	\$ 6,684,584	\$ 1,336,336	\$ 219,770	\$ 8,240,690

Note 3 - Detailed Notes on All Funds (Continued)

Certain elements of fund balance are described above. Those additional elements which are not reflected in the statement of net position but are reported in the governmental funds balance sheet are described below.

Prepaid Expenditures has been provided to account for certain payments made in advance. The amount is classified as nonspendable to indicate that funds are not "available" for appropriation or expenditure even though they are a component of current assets.

The Restriction for Parklands has been established to account for funds received by the Village in lieu of parklands as a condition precedent to the approval of a parcel of land by the Planning Board. These funds may be used only for recreation purposes.

The Restriction for Trusts has been established to set aside funds in accordance with the terms of the grants.

Purchases on order are assigned and represent the Village's intention to honor the contracts in process at year-end. The subsequent year's appropriation will be amended to provide authority to complete the transactions.

Subsequent year's expenditures represent that at May 31, 2014, the Board of Trustees has assigned the above amounts to be appropriated for the ensuing year's budget.

Unassigned fund balance in the General Fund represents amounts not classified as nonspendable, restricted or assigned.

Note 4 - Summary Disclosure of Significant Contingencies

A. Litigation

The Village, in common with other municipalities, receives numerous notices of claims for money damages arising from false arrest, property damage or personal injury. Of the claims currently pending, none are expected to have a material effect on the financial position of the Village, if adversely settled.

There are currently pending certiorari proceedings, the results of which could require the payment of future tax refunds by the Village, if existing assessment rolls are modified based on the outcome of the litigation proceedings. However, the amount of these possible refunds cannot be determined at the present time. Any payments resulting from adverse decisions will be funded in the year the payment is made.

B. Contingencies

The Village participates in various Federal grant programs. These programs may be subject to program compliance audits pursuant to the Single Audit Act. Accordingly, the Village's compliance with applicable grant requirements may be established at a future date. The amount of expenditures, which may be disallowed by the granting agencies cannot be determined at this time, although the Village anticipates such amounts, if any, to be immaterial.

Note 4 - Summary Disclosure of Significant Contingencies (Continued)

C. Risk Management

The Village purchases various conventional insurance coverages to reduce its exposure to loss. The Village maintains a general liability policy, public official's liability and law enforcement liability with coverage up to \$1 million per occurrence and \$2 million in the aggregate. In addition, the Village also maintains an umbrella policy with coverage up to \$20 million. The Village purchases conventional workers' compensation insurance with coverage at statutory limits. The Village also purchases conventional health insurance from one provider. Settled claims resulting from these risks have not exceeded commercial coverage in any of the past three fiscal years.

Village of Rye Brook, New York

Required Supplementary Information - Schedule of Funding Progress
 Other Post Employment Benefits
 Last Three Fiscal Years

Valuation Date	Actuarial		Unfunded Actuarial Accrued Liability	Funded Ratio	Covered Payroll	Unfunded Liability as a Percentage of Covered Payroll
	Value of Assets	Accrued Liability				
June 1, 2011	\$ -	\$ 30,844,976	\$ 30,844,976	- %	\$ 5,572,477	553.52 %
June 1, 2012	-	32,577,629	32,577,629	-	5,711,789	570.36
June 1, 2013	-	34,350,519	34,350,519	-	5,854,584	586.73

Village of Rye Brook, New York

General Fund
 Comparative Balance Sheet
 May 31,

	2014	2013
ASSETS		
Cash and equivalents	\$ 8,486,759	\$ 6,451,256
Investments	181,227	121,162
Taxes receivable	64,404	70,174
Other receivables		
Accounts	288,357	326,137
State and Federal aid	5,637	433,378
Due from other governments	476,758	432,272
Due from other funds	8,028	8,028
	<u>778,780</u>	<u>1,199,815</u>
Prepaid expenditures	<u>325,350</u>	<u>334,309</u>
Total Assets	<u>\$ 9,836,520</u>	<u>\$ 8,176,716</u>
LIABILITIES AND FUND BALANCE		
Liabilities		
Accounts payable	\$ 287,664	\$ 197,587
Accrued liabilities	216,418	256,204
Deposits and other liabilities	5,115	5,265
Due to retirement systems	227,214	262,528
Due to other funds	2,024,450	660,246
Unearned revenues	404,514	110,302
Total Liabilities	<u>3,165,375</u>	<u>1,492,132</u>
Fund balance		
Nonspendable	325,350	334,309
Restricted	805,585	800,288
Assigned	1,407,344	1,313,751
Unassigned	4,132,866	4,236,236
Total Fund Balance	<u>6,671,145</u>	<u>6,684,584</u>
Total Liabilities and Fund Balance	<u>\$ 9,836,520</u>	<u>\$ 8,176,716</u>

Village of Rye Brook, New York

General Fund
 Comparative Schedule of Revenues, Expenditures and
 Changes in Fund Balance - Budget and Actual
 Years Ended May 31

	2014			Variance with Final Budget Positive (Negative)
	Original Budget	Final Budget	Actual	
REVENUES				
Real property taxes	\$ 13,442,341	\$ 13,442,341	\$ 13,442,341	\$ -
Other tax items	816,000	816,000	963,290	147,290
Non-property taxes	2,312,500	2,312,500	2,248,717	(63,783)
Departmental income	986,040	986,040	1,323,797	337,757
Intergovernmental charges	154,502	154,502	242,198	87,696
Use of money and property	20,000	20,000	13,595	(6,405)
Fines and forfeitures	40,000	40,000	38,910	(1,090)
Sale of property and compensation for loss	5,000	5,000	945	(4,055)
State aid	346,397	346,397	459,193	112,796
Federal aid	-	-	-	-
Miscellaneous	5,600	5,600	14,800	9,200
Total Revenues	18,128,380	18,128,380	18,747,786	619,406
EXPENDITURES				
Current				
General government support	2,636,303	2,570,887	2,539,983	30,904
Public safety	5,690,180	5,651,974	5,612,976	38,998
Health	200,500	199,355	198,842	513
Transportation	1,200,620	1,283,565	1,255,811	27,754
Economic opportunity and development	290,859	291,665	281,076	10,589
Culture and recreation	1,716,666	1,697,582	1,656,313	41,269
Home and community services	1,259,213	1,228,254	1,155,761	72,493
Employee benefits	4,343,437	4,386,720	4,351,092	35,628
Debt service				
Principal	680,000	680,000	680,000	-
Interest	147,353	150,129	150,129	-
Total Expenditures	18,165,131	18,140,131	17,881,983	258,148
Excess (Deficiency) of Revenues Over Expenditures	(36,751)	(11,751)	865,803	877,554
OTHER FINANCING SOURCES (USES)				
Insurance recoveries	23,000	23,000	95,758	72,758
Transfers in	-	-	-	-
Transfers out	(950,000)	(975,000)	(975,000)	-
Total Other Financing Sources (Uses)	(927,000)	(952,000)	(879,242)	72,758
Net Change in Fund Balance	(963,751)	(963,751)	(13,439)	950,312
FUND BALANCE				
Beginning of Year	963,751	963,751	6,684,584	5,720,833
End of Year	\$ -	\$ -	\$ 6,671,145	\$ 6,671,145

2013

Original Budget	Final Budget	Actual	Variance with Final Budget Positive (Negative)
\$ 13,198,242	\$ 13,198,242	\$ 13,198,242	\$ -
726,000	726,000	930,643	204,643
2,207,500	2,207,500	2,480,584	273,084
961,700	961,700	1,012,230	50,530
149,600	149,600	154,311	4,711
20,000	20,000	17,902	(2,098)
40,000	40,000	29,993	(10,007)
5,000	5,000	917	(4,083)
299,357	299,357	379,770	80,413
-	-	453,451	453,451
5,600	5,600	18,491	12,891
<u>17,612,999</u>	<u>17,612,999</u>	<u>18,676,534</u>	<u>1,063,535</u>
2,670,612	2,465,703	2,418,043	47,660
5,457,160	5,541,459	5,518,878	22,581
200,500	200,500	198,842	1,658
1,213,922	1,267,775	1,198,303	69,472
287,350	293,784	256,917	36,867
1,653,156	1,653,155	1,613,538	39,617
1,274,560	1,272,532	1,248,087	24,445
3,897,604	3,952,756	3,965,253	(12,497)
720,000	720,000	720,000	-
167,742	167,742	167,542	200
<u>17,542,606</u>	<u>17,535,406</u>	<u>17,305,403</u>	<u>230,003</u>
<u>70,393</u>	<u>77,593</u>	<u>1,371,131</u>	<u>1,293,538</u>
23,000	23,000	112,826	89,826
-	-	906,211	906,211
(1,025,250)	(1,032,450)	(995,250)	37,200
<u>(1,002,250)</u>	<u>(1,009,450)</u>	<u>23,787</u>	<u>1,033,237</u>
(931,857)	(931,857)	1,394,918	2,326,775
<u>931,857</u>	<u>931,857</u>	<u>5,289,666</u>	<u>4,357,809</u>
<u>\$ -</u>	<u>\$ -</u>	<u>\$ 6,684,584</u>	<u>\$ 6,684,584</u>

Village of Rye Brook, New York

General Fund

Schedule of Revenues and Other Financing Sources Compared to Budget

Year Ended May 31, 2014

(With Comparative Actuals for 2013)

	Original Budget	Final Budget	Actual	Variance with Final Budget Positive (Negative)	2013 Actual
REAL PROPERTY TAXES	\$ 13,442,341	\$ 13,442,341	\$ 13,442,341	\$ -	\$ 13,198,242
OTHER TAX ITEMS					
Payments in lieu of taxes	810,000	810,000	952,891	142,891	922,154
Interest and penalties on real property taxes	6,000	6,000	10,399	4,399	8,489
	<u>816,000</u>	<u>816,000</u>	<u>963,290</u>	<u>147,290</u>	<u>930,643</u>
NON-PROPERTY TAXES					
Non-property tax distribution from County	1,242,500	1,242,500	1,342,890	100,390	1,273,024
Utilities gross receipts taxes	240,000	240,000	190,641	(49,359)	228,016
Hotel occupancy tax	630,000	630,000	468,198	(161,802)	792,276
Franchise fees	200,000	200,000	246,988	46,988	187,268
	<u>2,312,500</u>	<u>2,312,500</u>	<u>2,248,717</u>	<u>(63,783)</u>	<u>2,480,584</u>
DEPARTMENTAL INCOME					
Clerk fees	2,100	2,100	1,130	(970)	1,210
Police fees	6,000	6,000	2,779	(3,221)	9,038
Safety inspection fees	345,000	345,000	745,058	400,058	394,255
Alarm permits	87,940	87,940	80,005	(7,935)	76,270
Parks and recreation charges	535,000	535,000	487,425	(47,575)	519,147
Senior center rental	10,000	10,000	7,400	(2,600)	12,310
	<u>986,040</u>	<u>986,040</u>	<u>1,323,797</u>	<u>337,757</u>	<u>1,012,230</u>

INTERGOVERNMENTAL CHARGES

Airport revenue	40,000	40,000	40,000	-	40,000
Other governmental services					
Home and community services	114,502	114,502	202,198	87,696	114,311

	<u>154,502</u>	<u>154,502</u>	<u>242,198</u>	<u>87,696</u>	<u>154,311</u>
--	----------------	----------------	----------------	---------------	----------------

USE OF MONEY AND PROPERTY

Interest earnings	20,000	20,000	13,595	(6,405)	17,902
-------------------	--------	--------	--------	---------	--------

FINES AND FORFEITURES

Fines and forfeited bail	40,000	40,000	38,910	(1,090)	29,993
--------------------------	--------	--------	--------	---------	--------

SALE OF PROPERTY AND COMPENSATION FOR LOSS

Sale of equipment	5,000	5,000	945	(4,055)	917
-------------------	-------	-------	-----	---------	-----

STATE AID

Per capita	45,334	45,334	52,784	7,450	45,334
Mortgage tax	221,000	221,000	293,256	72,256	227,912
Consolidated highway improvement aid	70,000	70,000	73,782	3,782	62,040
Youth funding	900	900	-	(900)	-
Emergency Management Assistance	-	-	-	-	19,644
Snow removal	-	-	35,230	35,230	16,878
Speed and alcohol enforcement	9,163	9,163	4,141	(5,022)	7,962

	<u>346,397</u>	<u>346,397</u>	<u>459,193</u>	<u>112,796</u>	<u>379,770</u>
--	----------------	----------------	----------------	----------------	----------------

FEDERAL AID

Emergency Management Assistance	-	-	-	-	453,451
---------------------------------	---	---	---	---	---------

(Continued)

(This page intentionally left blank)

Village of Rye Brook, New York

General Fund
 Schedule of Revenues and Other Financing Sources Compared to Budget (Continued)
 Year Ended May 31, 2014
 (With Comparative Actuals for 2013)

	Original Budget	Final Budget	Actual	Variance with Final Budget Positive (Negative)	2013 Actual
MISCELLANEOUS					
Medicare Part D reimbursement	\$ -	\$ -	\$ -	\$ -	\$ 14,802
Unclassified	5,600	5,600	14,800	9,200	3,689
	<u>5,600</u>	<u>5,600</u>	<u>14,800</u>	<u>9,200</u>	<u>18,491</u>
TOTAL REVENUES	<u>18,128,380</u>	<u>18,128,380</u>	<u>18,747,786</u>	<u>619,406</u>	<u>18,676,534</u>
OTHER FINANCING SOURCES					
Insurance recoveries	23,000	23,000	95,758	72,758	112,826
Transfers in Capital Projects Fund	-	-	-	-	906,211
TOTAL OTHER FINANCING SOURCES	<u>23,000</u>	<u>23,000</u>	<u>95,758</u>	<u>72,758</u>	<u>1,019,037</u>
TOTAL REVENUES AND OTHER FINANCING SOURCES	<u>\$ 18,151,380</u>	<u>\$ 18,151,380</u>	<u>\$ 18,843,544</u>	<u>\$ 692,164</u>	<u>\$ 19,695,571</u>

Village of Rye Brook, New York

General Fund

Schedule of Expenditures and Other Financing Uses Compared to Budget

Year Ended May 31, 2014

(With Comparative Actuals for 2013)

	Original Budget	Final Budget	Actual	Variance with Final Budget Positive (Negative)	2013 Actual
GENERAL GOVERNMENT SUPPORT					
Board of Trustees	\$ 16,880	\$ 23,584	\$ 23,584	\$ -	\$ 19,572
Administrator	257,769	263,329	263,327	2	263,567
Treasurer	475,319	481,052	481,046	6	460,274
Village office	88,802	97,552	91,789	5,763	102,545
Clerk	77,105	74,750	74,746	4	73,917
Village attorney	161,200	227,435	227,435	-	196,331
Engineering	93,319	97,124	97,122	2	95,216
Management information systems	183,160	215,904	213,692	2,212	161,648
Central communications	57,000	55,783	55,783	-	53,293
Central garage	554,249	585,749	567,325	18,424	608,704
Central supplies	36,000	28,768	28,768	-	27,091
Central printing and mailing	17,000	17,047	17,046	1	12,900
Unallocated insurance	265,000	246,121	246,121	-	229,955
Consulting fees	116,000	101,083	98,433	2,650	88,165
Bonding expenses	2,500	5,803	5,803	-	-
Judgments and claims	5,000	-	-	-	344
Tax on property	-	22,796	22,796	-	-
Contingency account	195,000	1,840	-	1,840	-
Metropolitan commuter transportation mobility tax	35,000	25,167	25,167	-	24,521
	<u>2,636,303</u>	<u>2,570,887</u>	<u>2,539,983</u>	<u>30,904</u>	<u>2,418,043</u>
PUBLIC SAFETY					
Police Department	3,481,697	3,450,857	3,432,537	18,320	3,320,652
Control of animals	13,300	13,546	13,546	-	18,341
Fire protection	1,886,639	1,869,541	1,848,871	20,670	1,868,603
Safety inspection	308,544	318,030	318,022	8	311,282
	<u>5,690,180</u>	<u>5,651,974</u>	<u>5,612,976</u>	<u>38,998</u>	<u>5,518,878</u>

HEALTH

Ambulance services	<u>200,500</u>	<u>199,355</u>	<u>198,842</u>	<u>513</u>	<u>198,842</u>
--------------------	----------------	----------------	----------------	------------	----------------

TRANSPORTATION

Highway maintenance	923,620	900,373	890,279	10,094	944,331
Snow removal	145,000	220,000	209,130	10,870	104,395
Street lighting	<u>132,000</u>	<u>163,192</u>	<u>156,402</u>	<u>6,790</u>	<u>149,577</u>
	<u>1,200,620</u>	<u>1,283,565</u>	<u>1,255,811</u>	<u>27,754</u>	<u>1,198,303</u>

ECONOMIC OPPORTUNITY AND DEVELOPMENT

Community services - Programs for the aging	<u>290,859</u>	<u>291,665</u>	<u>281,076</u>	<u>10,589</u>	<u>256,917</u>
---	----------------	----------------	----------------	---------------	----------------

CULTURE AND RECREATION

Recreation	1,178,799	1,165,470	1,127,247	38,223	1,094,890
Teen center	8,500	2,745	2,745	-	4,433
Public library	519,440	519,440	518,940	500	506,834
Handicapped	<u>9,927</u>	<u>9,927</u>	<u>7,381</u>	<u>2,546</u>	<u>7,381</u>
	<u>1,716,666</u>	<u>1,697,582</u>	<u>1,656,313</u>	<u>41,269</u>	<u>1,613,538</u>

HOME AND COMMUNITY SERVICES

Part-time videotaping	7,500	4,725	3,272	1,453	4,648
Planning board	750	750	275	475	135
Hydrant rental	150,000	172,849	172,849	-	162,018
Disposal fees	95,000	95,000	74,378	20,622	78,556
Recycling and refuse collection	792,963	792,963	792,962	1	782,400
Shade trees	63,000	65,290	57,326	7,964	108,052
Sewer district	<u>150,000</u>	<u>96,677</u>	<u>54,699</u>	<u>41,978</u>	<u>112,278</u>
	<u>1,259,213</u>	<u>1,228,254</u>	<u>1,155,761</u>	<u>72,493</u>	<u>1,248,087</u>

(Continued)

Village of Rye Brook, New York

General Fund

Schedule of Expenditures and Other Financing Uses Compared to Budget (Continued)

Year Ended May 31, 2014

(With Comparative Actuals for 2013)

	Original Budget	Final Budget	Actual	Variance with Final Budget Positive (Negative)	2013 Actual
EMPLOYEE BENEFITS					
State retirement	\$ 603,270	\$ 599,793	\$ 599,793	\$ -	\$ 541,144
State retirement - Police	1,036,167	1,155,260	1,119,946	35,314	920,849
Social security	530,000	525,752	525,751	1	523,526
Worker's compensation benefits	200,000	219,561	219,561	-	193,138
Life insurance	24,000	23,497	23,497	-	22,069
Unemployment insurance	25,000	17,374	17,374	-	12,963
Disability insurance	3,500	1,855	1,854	1	2,699
Health and dental insurance	1,916,500	1,839,489	1,839,177	312	1,744,365
Other benefits	5,000	4,139	4,139	-	4,500
	<u>4,343,437</u>	<u>4,386,720</u>	<u>4,351,092</u>	<u>35,628</u>	<u>3,965,253</u>
DEBT SERVICE					
Principal					
Serial bonds	680,000	680,000	680,000	-	720,000
Interest					
Serial bonds	141,588	141,589	141,589	-	162,901
Bond anticipation notes	5,765	8,540	8,540	-	4,641
	<u>147,353</u>	<u>150,129</u>	<u>150,129</u>	<u>-</u>	<u>167,542</u>
	<u>827,353</u>	<u>830,129</u>	<u>830,129</u>	<u>-</u>	<u>887,542</u>
TOTAL EXPENDITURES	<u>18,165,131</u>	<u>18,140,131</u>	<u>17,881,983</u>	<u>258,148</u>	<u>17,305,403</u>
OTHER FINANCING USES					
Transfers out					
Capital Projects Fund	950,000	975,000	975,000	-	995,250
TOTAL EXPENDITURES AND OTHER FINANCING USES	<u>\$ 19,115,131</u>	<u>\$ 19,115,131</u>	<u>\$ 18,856,983</u>	<u>\$ 258,148</u>	<u>\$ 18,300,653</u>

Village of Rye Brook, New York

Capital Projects Fund
Comparative Balance Sheet
May 31,

	<u>2014</u>	<u>2013</u>
ASSETS		
Cash and equivalents	\$ 477,426	\$ 1,478,446
Due from other funds	<u>2,038,293</u>	<u>674,089</u>
Total Assets	<u>\$ 2,515,719</u>	<u>\$ 2,152,535</u>
LIABILITIES AND FUND BALANCE		
Liabilities		
Accounts payable	\$ 77,947	\$ 105,938
Retainage payable	-	4,486
Bond anticipation notes payable	<u>1,846,275</u>	<u>705,775</u>
Total Liabilities	1,924,222	816,199
Fund balance		
Restricted	<u>591,497</u>	<u>1,336,336</u>
Total Liabilities and Fund Balance	<u>\$ 2,515,719</u>	<u>\$ 2,152,535</u>

(This page intentionally left blank)

Village of Rye Brook, New York

Capital Projects Fund
Comparative Statement of Revenues, Expenditures and Changes
in Fund Balance
Years Ended May 31,

	<u>2014</u>	<u>2013</u>
REVENUES	\$ -	\$ -
EXPENDITURES		
Capital outlay	<u>1,719,839</u>	<u>1,279,501</u>
Deficiency of Revenues Over Expenditures	<u>(1,719,839)</u>	<u>(1,279,501)</u>
OTHER FINANCING SOURCES (USES)		
Transfers in	975,000	995,250
Transfers out	<u>-</u>	<u>(906,211)</u>
Total Other Financing Sources	<u>975,000</u>	<u>89,039</u>
Net Change in Fund Balance	(744,839)	(1,190,462)
FUND BALANCE		
Beginning of Year	<u>1,336,336</u>	<u>2,526,798</u>
End of Year	<u><u>\$ 591,497</u></u>	<u><u>\$ 1,336,336</u></u>

Village of Rye Brook, New York

Capital Projects Fund

Project Length Schedule

Inception of Project Through May 31, 2014

Project	Authorization	Expenditures and Transfers	Unexpended Balance
Purchase of Dump Truck	121,000	-	121,000
Various Village Projects	341,000	-	341,000
Highway Improvements - 2009	500,000	471,140	28,860
Windows/FACIA Trim/Fire Department	15,000	-	15,000
Police Vehicles	42,964	35,429	7,535
Comprehensive Plan	130,000	140,000	(10,000)
Road Resurfacing - 2012	500,010	-	500,010
Capital Reserve - Ball field	90,000	-	90,000
Jacqueline Lane Drainage	90,000	55,745	34,255
Parks and Recreation Maintenance Vehicle	50,000	49,726	274
AJP Center Repairs - Bathroom	98,000	76,447	21,553
Village Hall Repairs	13,036	13,000	36
Pine Ridge Park - Basketball Hoops	15,000	12,780	2,220
Accounting and Records Retention Software	40,000	-	40,000
Village Administration Passenger Vehicle	28,000	23,781	4,219
Land - Garibaldi Place	375,000	288,454	86,546
Village Hall Improvements	180,000	140,930	39,070
Laser Fiche Project	260,000	237,070	22,930
Highway Vehicles	62,500	62,095	405
Police Equipment	25,275	25,275	-
Police Vehicles	165,000	154,361	10,639
AJP Community Center Renovations	55,000	43,761	11,239
Pine Ridge Park Tennis Court Resurfacing	20,000	27,200	(7,200)
Road Resurfacing - 2013	760,774	427,450	333,324
King Street Sidewalks	80,000	64,640	15,360
Parks Equipment	40,000	40,000	-
Highway Equipment	298,000	78,851	219,149
Talcott Road Street Lighting Replacement	42,000	41,658	342
Pine Ridge Park Tennis Wall Reconstruction	40,000	19,500	20,500
Garibaldi Parking Lot and Building Demolition	70,000	-	70,000
Land and Highway Garage	750,000	693,122	56,878
Police Vehicles - 2014	27,000	-	27,000
Staff Vehicle - 2014	27,500	-	27,500
Air Compressor	18,000	17,209	791
Add/Extend Water Main on Upper Lincoln	155,000	-	155,000
Village Hall/AJP Center/Firehouse/Central Station	23,000	-	23,000
Resurface Basketball Courts at Rye Hills Park	20,000	-	20,000
Storage Shed at Rye Hills Park	20,000	-	20,000
AJP Renovations - Doors and Ceiling Lighting	35,000	-	35,000
Road Resurfacing - 2014	520,000	-	520,000
TOTALS	\$ 5,297,559	\$ 3,222,415	\$ 1,708,275

Total Revenues	Fund Balance (Deficit) at May 31, 2014	Bond Anticipation Notes Out- standing at May 31, 2014
90,750	90,750	-
341,000	341,000	-
471,140	-	-
15,000	15,000	-
42,964	7,535	-
130,000	(10,000)	-
500,010	500,010	-
90,000	90,000	-
18,750	(36,995)	56,250
12,500	(37,226)	37,500
76,447	-	-
13,036	36	-
15,000	2,220	-
10,000	10,000	30,000
7,000	(16,781)	21,000
-	(288,454)	-
146,250	5,320	33,750
-	(237,070)	260,000
-	(62,095)	62,500
-	(25,275)	25,275
165,000	10,639	-
55,000	11,239	-
20,000	(7,200)	-
760,774	333,324	-
-	(64,640)	80,000
-	(40,000)	40,000
-	(78,851)	298,000
-	(41,658)	42,000
-	(19,500)	40,000
-	-	70,000
-	(693,122)	750,000
27,000	27,000	-
27,500	27,500	-
18,000	791	-
155,000	155,000	-
23,000	23,000	-
20,000	20,000	-
20,000	20,000	-
35,000	35,000	-
525,000	525,000	-
<u>\$ 3,831,121</u>	<u>\$ 591,497</u>	<u>\$ 1,846,275</u>

Village of Rye Brook, New York

Combining Balance Sheet - Sub Funds
 Non-Major Governmental Fund - Special Purpose Fund
 May 31, 2014
 (With Comparative Totals for 2013)

	Recreation Trust	Friends of Rye Brook	2014	2013
ASSETS				
Cash and equivalents	\$ 197,409	\$ 63,427	\$ 260,836	\$ 241,641
Due from other funds	16,157	-	16,157	16,157
Total Assets	<u>\$ 213,566</u>	<u>\$ 63,427</u>	<u>\$ 276,993</u>	<u>\$ 257,798</u>
LIABILITIES AND FUND BALANCE				
Liabilities				
Accounts payable	\$ -	\$ 2,940	\$ 2,940	\$ -
Due to other funds	30,000	8,028	38,028	38,028
Total Liabilities	30,000	10,968	40,968	38,028
Fund balance				
Restricted	<u>183,566</u>	<u>52,459</u>	<u>236,025</u>	<u>219,770</u>
Total Liabilities and Fund Balance	<u>\$ 213,566</u>	<u>\$ 63,427</u>	<u>\$ 276,993</u>	<u>\$ 257,798</u>

Village of Rye Brook, New York

Combining Statement of Revenues, Expenditures and Changes
in Fund Balances - Sub Funds
Non-Major Governmental Fund - Special Purpose Fund
Years Ended May 31, 2014
(With Comparative Totals for 2013)

	Recreation Trust	Friends of Rye Brook	2014	2013
REVENUES				
Use of money and property	\$ 84	\$ -	\$ 84	\$ 100
Miscellaneous	-	25,031	25,031	24,758
Total Revenues	<u>84</u>	<u>25,031</u>	<u>25,115</u>	<u>24,858</u>
EXPENDITURES				
Current				
Public safety	-	-	-	1,225
Culture and recreation	-	8,860	8,860	13,212
Total Expenditures	<u>-</u>	<u>8,860</u>	<u>8,860</u>	<u>14,437</u>
Net Change in Fund Balance	84	16,171	16,255	10,421
FUND BALANCES				
Beginning of Year	<u>183,482</u>	<u>36,288</u>	<u>219,770</u>	<u>209,349</u>
End of Year	<u>\$ 183,566</u>	<u>\$ 52,459</u>	<u>\$ 236,025</u>	<u>\$ 219,770</u>

