

From: Valerie Stilson <[REDACTED]>
Sent: Friday, January 15, 2021 9:23 PM
To: Lindsay Lara <Lindsay.Lara@cityofsanrafael.org>
Subject: Fw: Park & Recreation Commission Meeting to Consider Community Garden Rules

----- Forwarded Message -----

From: Valerie Stilson <[REDACTED]>
To: Susan.AndradeWax@cityofsanrafael.org <susan.andradewax@cityofsanrafael.org>
Sent: Friday, January 15, 2021, 09:19:44 PM PST
Subject: Park & Recreation Commission Meeting to Consider Community Garden Rules

I am a long term (since the 1980s) Terra Linda Community Garden member, and have previously participated in the oversight of the garden by serving on the Garden Steering Committee. This committee represented the garden members ideas and concerns, provided guidelines for problem solving, paid attention the the common good of the garden, it's members and worked in a close, respectful relationship with City of San Rafael staff.

In recent years this vital partnership has languished, and I believe ceased to vigorously examine various problems as well as creative solutions to common concerns of many gardeners.

In order to fully address the current concerns and questions of the Terra Linda Community Gardeners, I am proposing the Park and Recreation Commission do the following: 1 . Postpone approval of the currently proposed unified garden rules. 2. Revitalize the Terra Linda Garden Steering Committee at this time, charging them with the task of reviewing the current City staff recommendations, and designing commonly acceptable proposals to creatively and inclusively respond to the interests of the Terra Linda Community Garden.

Thank you for your attention to this matter.

Sincerely,
Valerie Stilson

[REDACTED]

From: Shirley Fischer <[REDACTED]>
Sent: Monday, January 18, 2021 12:35 PM
To: Lindsay Lara <Lindsay.Lara@cityofsanrafael.org>; Susan Andrade-Wax <Susan.AndradeWax@cityofsanrafael.org>; Catherine Quffa <Catherine.Quffa@cityofsanrafael.org>; Debbie Younkin <Debbie.Younkin@cityofsanrafael.org>
Cc: Shirley Fischer <[REDACTED]>
Subject: email to SR Park & Rec Commission (1 of 4)

Dear Commissioners,

Attached is a brief history of the Terra Linda Community Garden. I hope you will have time to read this and the attached source documents and that it will inform your decision-making at your next meeting.

You will note that the Terra Linda Community Garden (a.k.a. the Terra Linda Garden) was initiated not by the City of San Rafael but by a group of individual citizens who in 1975 formed an agreement with the Dixie School District and the City to create a garden. Throughout its 45-year history, the Terra Linda Garden has been governed by a collaboration between garden members and City staff. Bylaws for the Terra Linda Garden were written by gardeners, in cooperation with City Staff, and were approved by the general membership of the garden in 2004, 2008 and 2010.

These Bylaws specify that members of the Garden Steering Committee for the Terra Linda Garden are to be elected annually, that the Garden Steering Committee "shall have general responsibility to manage the affairs and operations of the Terra Linda Community Garden and to adopt rules and policies for the garden" and that amendments [changes] to these bylaws "shall be approved by a two-thirds vote of the Members in Good Standing on written ballots distributed to the membership by first class mail."

It seems to me that, in accordance with these Bylaws, there should be a 2021 election of members of the Terra Linda Garden Steering Committee and that the Steering Committee should have the opportunity to review proposed changes to the Garden Guidelines before any further action by the Park & Recreation Commission. It also seems to me that changing the Garden Steering Committee to a "Volunteer Working Group", as described in the proposed Unified Garden Guidelines, is a substantial change in the Terra Linda Garden Bylaws which should be approved by a two-thirds vote of the Membership in Good Standing on written ballots, as described in the Bylaws. I hope you will give consideration to these comments at your next meeting.

Sincerely,
Shirley Fischer

Attached: A Brief History of The Terra Linda Community Garden
And Resources:

1. May 11, 1981 Don Streeper letter re building fence around TL Garden & re Marin County Fair
2. April, 1983 TL Community Garden Newsletter re Steering Committee meeting topics (possibly the first TL Garden Community Newsletter)
3. September, 1983 Newspointer article about the TL Community Garden

A BRIEF HISTORY OF THE TERRA LINDA COMMUNITY GARDEN

By Shirley Fischer, 1/15/2021

The Terra Linda Community Garden has had a rich history of collaboration between community residents and City staff since the garden was founded in 1975.

Early years:

The Terra Linda Community Garden (TL Garden) was created in 1975, “about two summers before the drought” (1977). According to a 1983 report by gardener Arlene Wedgewood, community leader Jean Starkweather “was instrumental in making the Garden a reality. [Jean] said she received a telephone call one day from someone who was familiar with community gardens and asked why San Rafael couldn’t have one too.” [Source 3] A group of local residents joined Jean in discussions with the Dixie School District and the San Rafael Park & Recreation Department to allow residents to create a community garden on a dis-used former kickball field at the closed Nova Albion Elementary School. An agreement was created, with the Dixie District allowing use of the land and the City of San Rafael installing water spigots and managing garden finances and membership applications. [Source 8]

The TL Garden was a very “self-help” affair when it started. Per Jean Starkweather, “When we first came out here and set to work, it was like digging up prairie sod.” [Source 3] The drought of 1977 also brought challenges. Jean was fond of telling how she carried water from her house to her garden to keep her pea plants alive long enough to harvest after water was turned off at the garden. However, the gardeners persisted and, with rototilling and composting, the garden began to produce bountiful harvests. A garden survey showed there were 33 families gardening on 62 plots. Annual garden fees were \$25/plot.

Browsing deer and other animals were another challenge. In 1981, under the leadership of Terra Linda resident Patrick Houck, who was serving as Garden Coordinator, a fence was put up around the garden. The fence was approved by the Dixie School District, fencing materials were purchased and gate posts put up by the City, and the fencing was installed by garden volunteers. [Sources 1, 2]

During the early years, governance of the TL Garden was largely managed by a volunteer Garden Steering Committee, and who held meetings open to all gardeners, and who devised the first garden rules in conjunction with Recreation Supervisor Don Streeper. [Sources 2, 4] Among the activities that the Steering Committee coordinated were annual Harvest Potluck dinners, removing rocks from the garden (which the City used to create a TL breakwater), sharing garden information and recipes, and donating extra garden produce to non-profit organizations.

1980s and 1990s

Participation by garden members in governance of the TL Garden remained high during these decades, even as gardeners and members of the Steering Committee turned over. Water conservation, rising MMWD water fees, and correcting plot alignment and size were concerns in the late 1980s, and were discussed at annual spring meetings for all gardeners. Fees in 1990 were \$60/year, but there was a possibility of escalating fees due to rising MMWD rates. In 1992 fees were reduced to \$42/plot and to \$26/plot in 1997 (with good water conservation by gardeners), and there was an additional assessment if gardens were greater than 450 sf (15X30). In 1999 there were 44 gardeners tending 60 plots and seven people on a waiting list. [Source 8]

Garden Coordinators, Patrick Houck and Virginia Schroader, were succeeded by Nina Russe (1985) and Michael Dillon (1990). In 1990, a revitalized Steering Committee met with Recreation Supervisor Don

Streeper to discuss fee structure and Gardening Guidelines. Draft Gardening Guidelines and a Procedure for Complaints were approved at a general meeting of gardeners in March, 1990. [Sources 5,6,7] It is noteworthy that the complaint procedure specified that gardeners were to seek complaint resolution with Steering Committee first, before contacting the Recreation Supervisor. The letter to gardeners also advised “there is now a decision-making body for the Terra Linda Community Garden which will work directly with the Recreation Department...For a friendly, productive, and un wasteful season, we encourage each of you to follow these guidelines in your garden practice. Please remember that these are not laws. This is a community garden, and as such, there is much diversity in peoples’ methods.” [Source 6]

There was also turnover in the City Recreation Department. Recreation Supervisor Don Streeper was succeeded by Bob Hess (1999), Alison Turgeson (2001), and Jay Ingram (2003)

Into the 21st century

In 2003, under the guidance of Recreation Supervisor Jay Ingram, the TL Garden Steering Committee was again revitalized. Following a 2003 election of Steering Committee members, held by mail because a heavy rainstorm canceled the annual potluck and elections, the Steering Committee again resumed monthly meetings. [Source 10] In 2004 a subcommittee of the Garden Steering Committee researched bylaws of other community garden and drafted Bylaws for the Terra Linda Community Garden. These bylaws were approved at an annual gardener membership meeting and were restated and re-approved by gardeners in 2008 and 2010. The Garden Steering Committee also initiated new activities, such as a Spring Seed Swap and welcome for new gardeners. [Source 12] A quarterly newsletter was written by gardeners, edited by a Steering Committee member, and distributed by the City from 2003 to 2012. [sample newsletter, Source 13] In 2005, for the first time, a distinction was made between gardeners who were San Rafael residents and non-residents, when a “Resident Discount” was applied to fees from gardeners who resided within the City of San Rafael. [Source 11]

At this time, in the third decade of the 21st century, there are again a group of gardeners who wish to continue this long-standing tradition of citizens working with City staff to oversee and administer the Terra Linda Community Garden. We hope this collaboration will be allowed to continue into the future.

Resources:

1. May 11, 1981 Don Streeper letter re building fence around TL Garden & re Marin County Fair
2. April, 1983 TL Community Garden Newsletter re Steering Committee meeting topics (possibly the first TL Garden Community Newsletter)
3. September, 1983 *Newspointer* article about the TL Community Garden
4. June, 1984 TL Community Garden Newsletter re events & Steering Committee
5. March 31, 1990 TL Community Garden Meeting announcement
6. April 24, 1990 TL Community Garden Procedure for Complaints
7. 1991 TL Community Garden Gardening Guidelines
8. August, 1998 *Newspointer* article about the TL Community Garden
9. January, 1999 Letter from Bob Hess & Nina Russe re winter ideas & TL Garden registration
10. April 24, 2003 Jay Ingram letter re TL Garden Steering Committee ballot, potluck, clean-up day
11. February 1, 2005 Jay Ingram letter re TL Garden registration, rules, & Steering Committee elections
12. January 19.2006 Jay Ingram letter re Seed Swap/New Gardener Welcome
13. March, 2008 TL Community Garden Newsletter (one of the quarterly TL Garden newsletters published from 2003-2012)



1400 FIFTH AVE, SAN RAFAEL, CALIF 94902/PHONE: (415) 456-1112

May 11, 1981

MAYOR
LAWRENCE E. MULRYAN
COUNCIL MEMBERS
DOROTHY L. BREINER
FRED JENSEN
JOHN A. MISKIMEN
JACK G. NIXON

Dear Gardeners:

Good News! The fence has been approved by the Dixie School District.

I am soliciting bids for the fencing materials at this time and anticipating having all fencing materials purchased by May 20, 1981. The Parks Department will install the 4"x4" gate posts with the remaining fencing to be done by our gardening volunteers. Patrick will be contacting those of you who gave us your name at the last meeting. If we missed you give us a call, - Saturday - May 30, 1981, will be our project date beginning at 8:30AM.

Also, Jean Starkweather has the following information about the Marin County Fair:


"If you are growing great vegies or flowers that you would like to enter in the Marin County Fair, now is the time to apply. The fair will be held at the Marin Civic Center fairgrounds July 1 through July 5, but entry applications for competition must be filled out and in to the fair office by 5 PM May 29.

Entry forms and the premium book, describing categories of horticulture and floriculture, etc. (even a scarecrow contest this year) can be obtained at the fair office, Fairgrounds, San Rafael 94903, or by calling 499-6400."

Sincerely,

Don Streeper
Recreation Supervisor

DS/mr



1400 FIFTH AVENUE, P.O. BOX 60, SAN RAFAEL
CALIFORNIA 94915-0060 PHONE: (415) 456-1112

MAYOR
LAWRENCE E. MULRYAN

COUNCIL MEMBERS
DOROTHY L. BREINER
GARY R. FRUGOLI
FRED JENSEN
JOHN A. MISKIMEN

TERRA LINDA COMMUNITY GARDEN NEWSLETTER, APRIL 1983

STEERING COMMITTEE: Persons who indicated an interest in serving on the 1983 Steering Committee met on April 4 with Patrick Houck, Garden Coordinator. They included, Ruth Beckner, Martha Doolittle, Don Jacobs, and Barbara Sussman. Pat Webb, a fellow gardener who was just appointed to the San Rafael Park and Recreation Commission, was also present. The next meeting is set for 7:00PM, Wednesday, April 27, at the Terra Linda Recreation Center, and anyone interested in being on the Steering Committee is most welcome to attend. Various topics were discussed, and they make up the major "news" portions of this issue.

1) CLEANUP DAY: Our Annual Cleanup Day is set for Saturday, April 30, so that the fence areas can be cleared of weeds, trash picked up, etc. Please try to set some time aside to help.

2) PLOT PREPARATION: Please try to start work on your plot for 1983 before May 1, 1983. If you can't accomplish anything by that time, please advise Patrick Houck. Plots not showing any work will be reassigned to someone on the waiting list.

3) FENCES: The large fence surrounding the entire Garden makes it unnecessary for individual plots to be fenced, and plus many of these older fences are becoming unsightly. Please remove any extra fencing you might have around your plot.

4) BORDERS: Each gardener is responsible for maintaining his half of the pathway around his plot area, so make it weed-and-debris free, soon!

5) PLOT MARKERS: Each plot is to be marked at the corners with a post. If you have not done this, please do so. Also, each plot should have a sign with the name and plot number of the person holding the plot.

6) FAUCETS: All of the garden faucets require the use of a key. Please do not use a Channel-Locks, pliers, tire iron or other makeshift tool to get water from the spigots. Keys are cheap and available at Sears or Cook's Hardware.

7) ROCK BUCKETS: If you are tired of tilling up rocks on your plot, we have a better idea. Rock buckets will be placed near the gates to collect unwanted rocks, and will be used as the foundation for a breakwater in Terra Linda next winter.

8) SCOUT TROOP: Scout Troop #39 is looking for a plot for a project. If you are not going to use yours entirely this year, and want to help the Scouts, please give Ruth Beckner a call at: 479-9452.

9) QUESTIONNAIRE: The Steering Committee is interested in having information to demonstrate how much of a community asset the garden is. Please take a few moments to fill out the enclosed questionnaire and return it to "Garden Survey," Terra Linda Recreation Center, 670 Del Ganado Road, San Rafael, CA 94903. Thanks!

10) ROTOTILLING: If you want to avoid the yearly struggle in getting your bed ready to seed, you might wish to consider having someone else do your rototilling, so that your early enthusiasm isn't "shot" after the first weekend. The following two persons are known to do rototilling:

- 1) "TODD" - 459-7224
- 2) DON ROOT - 461-0919

Your Community Garden Committee hopes to make this Newsletter a regular feature; please call Pat Houck if you have any particular hints, ideas, or comments to add, or better yet, come to the next Steering Committee meeting.

SEE YOU ON THE CLEANUP DAY, SATURDAY, APRIL 30!

Community garden flourishes

Gardeners take root in Terra Linda

By ARLENE WEDGWOOD

The good news came over the telephone on Friday, just before the Labor Day weekend. I had almost given up hope over the past few months when no word had come at all, and I assumed the waiting list was a long one. But now it was my turn — a plot in the community garden in San Rafael was, at long last, mine!

I was still at the office, trying to tie up those last loose ends, when Don Streeper, recreation supervisor, said he would meet me at the garden in five minutes. Could I make it? Could I! The papers were still settling on my desk five minutes after I had rushed out the door.

We walked through a gate in the high, neat fence surrounding the 66 plots and walked past rows of scarlet runner beans, cabbages, peppers, onions, bright gold and yellow marigolds, tomatoes hanging in carefully placed cages, and even roses.

Strawberry patches, thick and lush with deep-green foliage, lay compactly under a light layer of wire fencing to protect the fruit from birds. Corn stalks, freshly harvested, stood in neat rows waiting to be cut for mulch or the compost bin.

We walked over to the plot that was to be mine, next to the row of pines that separated the gardens from the playing fields at Terra Linda High School. Admittedly, I was a little dismayed. Grass and weeds tangled and towered in my plot, for which I had dreams of producing rich, succulent vegetables and blue-ribbon roses.

"This is one of the best plots. All the gardeners in this row have been in these spaces for years," Streeper explained as he pointed up and down the row of 15 plots. "You'll get the best drainage here."

I had examined the gardens surrounding my plot, and saw ripe cherry tomatoes, clustered by the dozens on healthy vines, several rows of deep-green corn stalks, not yet harvested, and sunflowers, standing at least

Continued on page 8



Elsie Walker harvests corn. Photo by Karin George.

FOR GUARANTEED DELIVERY

Turn to the News Pointer each week to keep up on what's going on in the San Rafael community. Local people, local sports, local politics and local shops and stores in the pages of the News Pointer.

To join the growing list of subscribers and to guarantee delivery, fill out the coupon in the classified section and mail it with a check for \$12.00 for a year's delivery.

T.L. Newspointer, 9/7-13/1983

Community garden...

Continued from page 1

seven-feet tall. That's what I wanted, and I realized that with a little work and commitment, next fall I could be out here with my baskets too, reaping a harvest.

Many of the gardeners, I discovered, had been members of the Community Garden since year One — which, in gardeners' lingo, was "about two summers before the drought." Jean Starkweather, who was instrumental in making the garden a reality, said she received a telephone call one day from someone who was familiar with community gardens and asked why San Rafael couldn't have one, too.

"When we first came out here and set to work, it was like digging up prairie sod," Starkweather said. But with rototilling and composting, the gardens boast rich soil that produce a bountiful harvest.

Starkweather, who has been harvesting since July, says she gets eight boxes of strawberries each week. She admits that although the garden harvest "cuts the grocery bill in half," she gardens just because she enjoys it. "For most gardeners, gardening is fun work," she smiles.

The Community Garden Steering Committee, comprised of four gardeners, encourages a time input of at least five hours per week at the gardens, and the annual rental rate is \$25, water included. The city put up the fence not to keep poachers out, but to protect the gardens from hungry deer. Almost all of the gardeners use organic methods of growing, shying away from chemical fertilizers and insecticides.

According to the Terra Linda Community Garden Newsletter, published in July, the average length of experience in the garden is six years and gardeners spend an average annual amount of \$43 on supplies such as seeds and fertilizer. Most gardeners work their plots about eight hours each week, in two or three visits. One garden plot can usually feed a family of four.

Gardeners listed their most successful crops as tomatoes, beans, corn, strawberries and zucchini, while the least successful seemed to be melons, peppers, eggplant, cauliflower, lettuce and carrots. But, as one gardener pointed out to me, you can tell the best gardeners by the lushness of gardens.

So here am I, jumping in feet first, probably the most inexperienced gardener on the West Coast, ready to try my hand in the company of such folks as Anabel Barahal, a retired music teacher from the Dixie School District. Anabel has been harvesting successful crops such as broccoli, pumpkins, eggplant, cucumbers, green beans, carrots, zucchini, tomatoes and "garden huckleberries." She attributes her bountiful harvest to the chicken manure she dug into the soil in early spring.

Starkweather advised planting winter crops such as onion, garlic, broccoli and Swiss chard. She won't be around for the next two months, however, because she's off for a bicycle trip through France.

Elsie Walker, who presented me with some of the most delicious corn I have ever eaten, says she has had her garden plot for about five years and never has to buy fresh vegetables — her garden produces everything she and her husband need. She freezes her surplus corn by first trimming the husks, leaving the silks, wrapping in foil and just slipping them into the freezer. "Put them in boiling water right out of the freezer or they'll turn soft," she advises.

Veteran farmer (native of Nebraska) Don Jacob said he had to plant his corn three times this year because the rain washed him out twice. Jacob plans to put in peas, lettuce, and onions and advises adding nitrogen to the soil for strong, productive plants. "I just love gardening," he says and assures me that other gardeners will be ready and willing to help in my endeavor.

Last weekend I put in two afternoons yanking out those tangles of weeds with a vengeance. I have colorful daydreams of neat rows of vegetables, bordered by nasturtiums, marigolds, heavenly-blue morning glories ringing my tomatoes, and tea roses nodding their fragrant heads towards the county fair.

From: Shirley Fischer <[REDACTED]>

Sent: Monday, January 18, 2021 12:36 PM

To: Lindsay Lara <Lindsay.Lara@cityofsanrafael.org>; Susan Andrade-Wax <Susan.AndradeWax@cityofsanrafael.org>; Catherine Quffa <Catherine.Quffa@cityofsanrafael.org>; Debbie Younkin <Debbie.Younkin@cityofsanrafael.org>

Cc: Shirley Fischer <[REDACTED]>

Subject: email to SR Park & Rec Commission (2 of 4)

Attached are Resources referenced in A Brief History of the Terra Linda Community Garden

4. June, 1984 TL Community Garden Newsletter re events & Steering Committee
5. March 31, 1990 TL Community Garden Meeting announcement
6. April 24, 1990 TL Community Garden Procedure for Complaints

The COME-UNITY GARDENAIRE

newsletter of the Community Garden March/April, 1984

TERRA LINDA RECREATION CENTER
670 Del Ganado Road, San Rafael 94903
(485-3344)

Virginia Schroader, Editor
457-9068

JUNE

"And what is so rare
As a Day in June
Then if ever come perfect days
Then Heaven tries Earth if it be
in tune
And over Her softly its warm ear
lays
Whether we look or whether we listen
We hear it murmur or see it glisten"

By June, the Community Garden will be well on its way. The transformation from Weedpatch to Garden the new, yearly miracle.

Mark your calendar now for events before and after June, and watch for an announcement in the next newsletter of the next meeting of the Steering Committee:

MARCH 31st Saturday=CLEAN-UP DAY

Come one, come all to the Community Garden. Start to remove rocks, prepare the Earth for seed, etc. Share empty paint containers or other tools and improvisations to assist gardeners.

MARCH 31st Saturday=CLEAN-UP DAY

AUGUST 18 Saturday 6 P.M.
2nd Annual HARVEST POTLUCK

We set it early this time, so all can reserve the date. We had a great time last year, but the more the merrier, and we need all of us.

More about this in next newsletter.

AUGUST 18 Saturday 6 P.M.

STEERING COMMITTEE

This is an open committee for all members of the Community Garden. The first meeting of 1984 was held 3/6/84 at 7:30 at the Terra Linda Rec Center. It was agreed that Virginia Schroader would act as head volunteer or chairperson or clearing house or whatever! Please call her or drop her a line with any ideas, problems, projects, recipes, etc. ADDRESS: 25 Frances St.#5

San Rafael, Ca 94901
Telephone: 457-9068 (eves from
4:30 P.M.-11:30P.M.)
(morns 5A-6A)

Present at first meeting: Don Streeper, Virginia Schroader, Martha Doolittle, Virginia Murgotten, Anabel Barahal, Dereth Graham, Billy Davenport, Allan Barahal, Ray Hebel, Ruth Beckner, and Barbara Sussman (and a young McCarthy)

The OFFICE # is 485--3344
Please call Don Streeper or Mardel with problems, questions. They will help as best they can, as soon as time permits.

TILLER? TILLER? TILLER? TILLER? TILLER?

Call Ruth Beckner (479-9542) or Anabel Barahal (479-4708) about use of member-owned tiller. They need to pay a \$238 repair bill!

ONE MAN/WOMAN'S EXTRA PRODUCE IS ANOTHER MAN/WOMAN'S DINNER: SHARE, SHARE, SHARE

If you have extra produce, don't let it rot! Some are giving to St. Anthony's, some to Whistlestop. Some to rest homes, etc.

ANNOUNCEMENTS ANNOUNCEMENTS*ANNOUNCEMENTS*ANNOUNCEMENTS*ANNOUNCEMENTS*ANNOUNCEMENTS*

*There's a Bulletin Board in front of the garden (in front of Lot #35). Use it!
A suggestion: cover your card with a baggie to protect against the weather.

*Dumpster will be at the garden for gardeners use. This is not for general use. Please kindly advise anyone of this restriction and report car license numbers of those warned who continue/persist to the office (# above).

*No use of pliers or other devices will be permitted at the garden for water tap. USE OF KEY PURCHASEABLE AT ALL HARDWARE STORES FOR UNDER \$1 IS REQUIRED FOR TURNING WATER ON AND OFF. If any gardener shows lack of knowledge of this requirement, please stop the violator and explain. We will have no repairs for stripped taps this year. Also, please report major leaks or problems to the office (# above).

GARDEN RULES

Test yourself: Do you follow these?

GARDENS FOR ALL - GARDENING GUIDELINES - 1984/85
PLEASE READ CAREFULLY BEFORE SIGNING APPLICATION FOR PLOT

MARCH 1, 1984 - MARCH 1, 1985

1. All garden sites are 15'x25' and must be arranged according to our site plan. Plans available at Recreation office.
2. Gardens to be kept clean and free from weeds; this includes any walk adjacent to or bordering any section of garden, a distance of three (3) feet beyond site boundaries. Walks and garden plot should be kept neat and tidy.
3. No unsightly structures allowed.
4. Each plot should have its own name or number stake provided by user.* Identification assists in properly maintaining site.
5. Organic garden refuse not to be used as compost must be removed. Please refrain from putting any waste materials in fringe areas.
6. Tool boxes permitted in garden pit, but should be attractive.
7. For benefit of everyone, please harvest crops once mature. If unable to use entire crop, many others can.
8. Please make every effort that children/dogs respect garden plots/walkways.
9. No fertilizers, insecticides, or weed repellent to be used that will, in any way, detrimentally affect adjacent gardens or grassed areas.
10. Should anyone else use garden in case of absence, please identify by means of signed card/note with signature of assignor to Recreation office
11. Please respect rights of others regarding garden plots made available for your personal use.
12. Everyone, with exception of garden committee, must be out of garden area within one (1) hour after sundown.
13. At end of garden season, ground to be worked in satisfactory manner, deadline: 11/12/84
14. Approximately 4-5 hours per week ^{is} necessary to keep/properly maintain productive and attractive garden plots. Please make every effort to follow gardening guidelines to ensure everyone having a successful/enjoyable gardening season. Failure to meet these requirements or maintain garden plot in an attractive manner, after due warning, will result in forfeiture of gardening privileges. NO REFUND

MANURE

Free Rice Hulls manure:

Gage Road, Novato. Take Indian Valley Rd. to Gage, turn left, on to farm. No wait! That 's the place for chicken manure. It's Franklin Stables for free rice hulls manure? I didn't get these details well--call me or Ruth Beckner.

Free wood chips and manure: McNamara farm on Lucas Valley Road.



HINTS

FOOD PRESERVATION

USE SMALL GLASS JARS FROM MARINATED ARTICHOKE HEARTS OR CHIPPED BEEF OR WHATEVER TO FREEZE STRAWBERRIES IN.

FREEZE STRAWBERRIES OR CHERRIES ON A TRAY FIRST AND THEN FREEZE SEPARATELY FROZEN FRUITS IN JARS.

PLEASE call or write Virginia with recipes, hints and such.

READ GARDEN BOOKS AT
LIBRARY → RM 400 CIVIC CENTER

CONTEST! CONTEST! CONTEST! CONTEST!

We've written for information/rules.

LOOK FORWARD TO FURTHER ANNOUNCEMENT.

SAND is available now maybe--if it's there when you get there, take some: great for azaleas and camellias. (It's in cheap at the community garden.)

OUR GARDEN LOOKS GOOD comparatively: Don Streeper says. (But a friend asked me if I'd ever gotten anything out of my garden--guess it never looked productive, but it sure produced.)

EVICTION POLICY: The Steering Committee decided gardens not being worked will be contacted in May--we have a waiting list & will give others a chance. No refunds!

Plots are 15X25. New map will be out or sent with this newsletter.

WANT TO SHARE IN PICK*UP TRUCK RENTAL?
WHAT ABOUT A WEED EATER?
Call Ruth Beckner (479-9542).

GARDEN RULES

Test yourself: Do you follow these?

GARDENS FOR ALL - GARDENING GUIDELINES - 1984/85
PLEASE READ CAREFULLY BEFORE SIGNING APPLICATION FOR PLOT

MARCH 1, 1984 - MARCH 1, 1985

1. All garden sites are 15'x25' and must be arranged according to our site plan. Plans available at Recreation office.
2. Gardens to be kept clean and free from weeds; this includes any walk adjacent to or bordering any section of garden, a distance of three (3) feet beyond site boundaries. Walks and garden plot should be kept neat and tidy.
3. No unsightly structures allowed.
4. Each plot should have its own name or number stake provided by user.* Identification assists in properly maintaining site.
5. Organic garden refuse not to be used as compost must be removed. Please refrain from putting any waste materials in fringe areas.
6. Tool boxes permitted in garden pit, but should be attractive.
7. For benefit of everyone, please harvest crops once mature. If unable to use entire crop, many others can.
8. Please make every effort that children/dogs respect garden plots/walkways.
9. No fertilizers, insecticides, or weed repellent to be used that will, in any way, detrimentally affect adjacent gardens or grassed areas.
10. Should anyone else use garden in case of absence, please identify by means of signed card/note with signature of assignor to Recreation office
11. Please respect rights of others regarding garden plots made available for your personal use.
12. Everyone, with exception of garden committee, must be out of garden area within one (1) hour after sundown.
13. At end of garden season, ground to be worked in satisfactory manner, deadline: 11/12/84
14. Approximately 4-5 hours per week ^{is} necessary to keep/properly maintain productive and attractive garden plots. Please make every effort to follow gardening guidelines to ensure everyone having a successful/enjoyable gardening season. Failure to meet these requirements or maintain garden plot in an attractive manner, after due warning, will result in forfeiture of gardening privileges. NO REFUND

MANURE

Free Rice Hulls manure:
Gage Road, Novato. Take Indian Valley Rd. to Gage, turn left, on to farm. No wait! That 's the place for chicken manure. It's Franklin Stables for free rice hulls manure? I didn't get these details well--call me or Ruth Beckner.

Free wood chips and manure: McNamara farm on Lucas Valley Road.



HINTS

FOOD PRESERVATION

USE SMALL GLASS JARS FROM MARINATED ARTICHOKE HEARTS OR CHIPPED BEEF OR WHATEVER TO FREEZE STRAWBERRIES IN.

FREEZE STRAWBERRIES OR CHERRIES ON A TRAY FIRST AND THEN FREEZE SEPARATELY FROZEN FRUITS IN JARS.

PLEASE call or write Virginia with recipes, hints and such.

READ GARDEN BOOKS AT
LIBRARY → RM 400 CIVIC CENTER

CONTEST! CONTEST! CONTEST! CONTEST!

We've written for information/rules.

LOOK FORWARD TO FURTHER ANNOUNCEMENT.

SAND is available now maybe--if it's there when you get there, take some: great for azaleas and camellias. (It's in cheap at the community garden.)

OUR GARDEN LOOKS GOOD comparatively: Don Streeper says. (But a friend asked me if I'd ever gotten anything out of my garden--guess it never looked productive, but it sure produced.)

EVICTION POLICY: The Steering Committee decided gardens not being worked will be contacted in May--we have a waiting list & will give others a chance. No refunds!

Plots are 15X25. New map will be out or sent with this newsletter.

WANT TO SHARE IN PICK*UP TRUCK RENTAL?
WHAT ABOUT A WEED EATER?
Call Ruth Beckner (479-9542).

COMMUNITY GARDEN MEETING
TERRA LINDA RECREATION CENTER
670 DEL GANADO ROAD
SATURDAY, MARCH 31, 1990
11:00AM

Agenda: Garden Fees \$60, for 1990
Garden Rules (Water Conservation)
Steering Committee
Garden News Bulletin
Additions -


Dear Gardener:

I would like to thank those twenty-one gardeners who attended our last meeting, March 10, at the Terra Linda Recreation Center. There were many, many worthwhile suggestions made and I feel all gardeners will benefit from your comments. At the conclusion of our meeting, March 10, it was generally felt that a steering committee (made up of current gardeners) could meet with myself to discuss our existing fee structure and Gardening Guidelines. We met Monday, March 12, and enclosed are DRAFT copies that reflect the results of the evening's work. These items will again be open for discussion at our meeting, March 31, 1990. I would especially like to thank those steering committee participants: David Wert, Bill Walker, Michael Dillon, Dick Matthews, Linda Ward, Dereth Graham and Fran Stach, who worked so diligently on the Garden Guidelines and fee.

I would like to emphasize the importance of water conservation in this project and encourage all gardeners to take an active roll in reducing water usage.

The enclosed forms are informational only; new material will be provided you after our meeting, March 31, 1990.

Sincerely,



Don Streeper
Recreation Supervisor

DS/mmr

Enclosures

P. S. On the reverse are a few excellent gardening session, - information provided by Ruth Beckner

ds

April 24 1990

Dear Fellow Gardeners,

welcome. from the Steering Committee, to all new and veteran gardeners. we want to let you know that there is now a decision making body for the Terra Linda Community Garden which will work directly with the Recreation Department. We also want you to know that procedures are in place to help enforce the Guidelines that each of you has received with your gardening packet. We ask that you read the Guidelines thoroughly, and if you have any questions, please call one of the Steering Committee members and we will attempt to advise you.

For a friendly, productive and un wasteful season, we encourage each of you to follow these guidelines in your gardening practice. Please remember that they are not laws. This is a community garden, and as such, there is much diversity in peoples' methods.

Procedure for Complaints

If you find someone wasting water or flagrantly breaking any of the guidelines, and you feel comfortable enough with that person to suggest alternatives, by all means do so. If you don't feel comfortable with direct communication, we ask your assistance in the following process:

- * If you have a complaint bring it to one of the SC members (phone numbers enclosed). If you are not comfortable with that, call Don Streeper at Terra Linda Recreation Department, at 485-3344. A phone call will then go out from Don to the person allegedly breaking the agreed upon guidelines.
- * If this person continues to disregard the guidelines, he or she will receive a letter from Don Streeper requesting compliance.
- * If this person then continues to break the rule(s), he or she will receive written notice to relinquish his or her plot along with all rights to it.
- * Gardeners must be willing to back up their claims against others verbally with the Recreation Department, but will not have to confront another gardener directly

Some good news! Sometime soon, we will have all new gates with locks. Everyone will be issued a key or the combination, depending on the type of lock chosen. We hope this will discourage vandalism and poaching like that which we've experienced in previous years.

This year's season will end in November so that we can sign up for our plots for next year at that time. This way we can get an early start on Spring 1991 if we want to.

For new gardeners, we will be organizing an orientation sometime this spring. Please watch for an announcement.

Happy growing.



Michael Dillon, Chair 492-0263

Richard Matthews, Vice Chair 472-5190

Derreth Graham, SC member 883-2303

Fran Stach, SC member 472-1900

Bill Walker, SC member 472-2195

Linda Ward, SC member 479-0401

David Wert, SC member 472-0698

attachment: Guidelines

November 5, 1990

Dear Gardeners,

It seems an odd time of year to say "welcome" but since new plots will be assigned beginning December 1, 1990, it's time to think about planning for next season. The fee for next season will be lowered to \$25.00 because our water usage was excellent this past year. Keep up the good work and stay conscious of the watering recommendations.

We have been told that locks for the new gates are on order. These will be combination locks and everyone will be given the combination. As many of you know, there continues to be theft of produce from garden plots.

You should be receiving with this packet a copy of the gardening Guidelines. We encourage you to follow these in your gardening practice. Please keep in mind that these are not laws. This is a community garden and as such there is much diversity in the methods used; however, when one person's methods affect another person's garden negatively, then disagreement can arise. If you find someone in flagrant violation of a Guideline and you feel comfortable enough with that person to suggest alternatives, by all means do so. If you don't feel comfortable with direct communication, we suggest that you ask the assistance of a steering committee member, who will attempt to mediate or solve the problem. If a particular problem persists, someone may contact Don Streeper at the Terra Linda Recreation Department at 485-3344. Don has agreed to follow through with phone calls to solve problems at this point. If someone refuses to act on Don's orders, a letter will be sent, requesting compliance. Gardeners who refuse to follow the agreed upon Guidelines can lose their plots.

Sincerely,



Michael Dillon
Chairman, Steering Committee

P.S. Have a wonderful Thanksgiving!

Steering Committee members:

Michael Dillon	492-0263
Richard Matthews	472-5190
Dereh Graham	472-0698
Fran Stach	472-1900
Bill Walker	472-2195
David Wert	472-0698
Linda Ward	479-0401

From: Shirley Fischer <[REDACTED]>

Sent: Monday, January 18, 2021 12:36 PM

To: Lindsay Lara <Lindsay.Lara@cityofsanrafael.org>; Susan Andrade-Wax <Susan.AndradeWax@cityofsanrafael.org>; Catherine Quffa <Catherine.Quffa@cityofsanrafael.org>; Debbie Younkin <Debbie.Younkin@cityofsanrafael.org>

Cc: Shirley Fischer <[REDACTED]>

Subject: email to SR Park & Rec Commission (3 of 4)

Attached are Resources referenced in A Brief History of the Terra Linda Community Garden.

7. 1991 TL Community Garden Gardening Guidelines
8. August, 1998 Newpointer article about the TL Community Garden

GARDENS FOR ALL - GARDENING GUIDELINES

PLEASE READ CAREFULLY

APRIL 1991 - MARCH 1992

1. Watering, the maximum amount of watering for any one plot on any day is 15 minutes. (This translates to about 75 gallons, which is more than enough for even the hottest days of summer.)
 - All watering must be accomplished by hand-held hose or drip-type irrigation systems when immediately attended by a gardener, or on the timer/control system not to exceed four (4) hours per day. Should you have a drip system, you will need to provide a "Y"-type faucet connector that will allow other gardeners the use of this faucet while the drip system is on.
 - Trench watering will not be allowed.
 - Water conservation measures/techniques encouraged.
 - Disconnect, hose at faucet - should the faucet not be completely off, you will notice the flow.
 - Repair, or replace, your hose - some have cuts along the length, allowing water to flow into unwanted areas. Note: Hoses are gardener's responsibility.
 - Please use mulch material.
 - No overhead watering or using oscillating sprinklers. Should you locate leaks in the irrigation system, shut off water at the main, call Recreation Department, 485-3344
2. All garden sites are 15'x30' and must be arranged according to our site plan available at Recreation Office. Should your garden area be greater than 15'x30', or 450 sq. ft., you will be assessed at the rate of 12¢ a sq. ft.

NEWS

August 1

RESIDENT CARROLL PRESORT #MCRI 43,
19 CARMENHO CT,
SAN RAFAEL, CA 94903

Gardening yields rich harvest

JOE LEISEK
Staff reporter

On Nova Albion Drive lies a fertile tract of land well known to many green-thumbed Terra Lindans. At any time during the day, especially in summer, nearby residents can be found tilling the soil, harvesting their fruits of labor and extolling the virtues of amateur farming.

Nestled between the Dixie School District offices and the high school football field, the Terra Linda Community Garden has been a meeting ground for north San Rafael residents since the middle 70's. In that intimate setting, locals usually raise more than enough produce for themselves and their families. They also spend time around their neighbors, all bonded by a love of natural, pesticide-free gardening in what long-time local gardener Florence Strange calls "a real rich experience."

Ray Hebel, a 10-year community gardener, enjoys both the fruit and the social harvest. "It's a nice blend of people - retired and younger, from all walks of life," he said. "I think most of us have been around Marin a long time."

The administration of the garden is a joint effort between the San Rafael Recreation Department and the Dixie School District. The land was donated by the District to the Recreation Department, who installed a water meter and charges growers a yearly fee to cover expenses.

Marion Dansee, finance manager for the Dixie School



Ray Hebel, a longtime gardener, is hard at work tending his plot at the Terra Linda Community Gardens. Ray manages to harvest "enough plus" from his garden. Photo by Privette

our garden

Harvest

continued from page 1

producing. "I'm giving cucumbers away to everyone," she said.

Florence Strange is a member of the California Rare Fruit Growers Association, and a veteran community gardener. She exchanges seeds with other growers around the country, and gets seeds "wherever" she can get them. "I'm interested in growing all kinds of things, especially

unusual things," she said. "My favorite time is over in the garden." Strange said she spends at least "a couple" of hours in the garden everyday.

Some of the esoteric items she is growing this year include apios, a Native American ground nut that was once a staple for the North American continent until 400 years ago; oca, a South American tuber; and a tomato from Sonora, Mexico. Of the tomato, Strange said, "one day a

Mexican landscaper saw it and told me his family grew them in Sonora and stored them in sand during the winter."

Strange pointed out the ethnic diversity in the garden. Persian, Indian, Laotian, Mexican, Peruvian and many other nationalities have had plots at the garden. "It's amazing how many different gardening styles people use," she said.

Terra Linda resident Shirley Fischer highlighted the sense of

community that grows in the garden. "There is a real sense of camaraderie. We exchange information and vegetables, and it's a great opportunity for people to help their food bills," she said. "It's a wonderful community service."

Florence Strange is moving to points further north and will give up her plot. "I'll miss the people there," she said somewhat

wistfully.

Barahal summed up the feelings of many of the gardeners when she said, "it's fun because you meet and talk with people and when you grow something especially flavorful you can share it."

"A healthy community is the best thing about the community garden," she said.

From: Shirley Fischer <[REDACTED]>

Sent: Monday, January 18, 2021 12:36 PM

To: Lindsay Lara <Lindsay.Lara@cityofsanrafael.org>; Susan Andrade-Wax <Susan.AndradeWax@cityofsanrafael.org>; Catherine Quffa <Catherine.Quffa@cityofsanrafael.org>; Debbie Younkin <Debbie.Younkin@cityofsanrafael.org>

Cc: Shirley Fischer <[REDACTED]>

Subject: email to SR Park & Rec Commission (4 of 4)

Attached are Resources referenced in A Brief History of the Terra Linda Community Garden.

9. January, 1999 Letter from Bob Hess & Nina Russe re winter ideas & TL Garden registration
10. April 24, 2003 Jay Ingram letter re TL Garden Steering Committee ballot, potluck, clean-up day
11. February 1, 2005 Jay Ingram letter re TL Garden registration, rules, & Steering Committee elections
12. January 19, 2006 Jay Ingram letter re Seed Swap/New Gardener Welcome
13. March, 2008 TL Community Garden Newsletter (one of the quarterly TL Garden newsletters published from 2003-2012)

CITY OF



San Rafael

Mayor
Albert J. Boro

Council Members
Paul M. Cohen
Barbara Heller
Cyr N. Miller
Gary C. Phillips

Terra Linda Community Center
670 Del Ganado Rd.
San Rafael, Ca. 94903

January 1999

Dear Community Gardeners,

I'd like to introduce myself, my name is Bob Hess and I'm the new Recreation Center Supervisor at the Terra Linda Community Center. I'll be responsible for the Community Garden along with my duties at the Center.

Enclosed is a letter from Nina Russe, our Garden Coordinator, regarding winter ideas and suggestions for all of you, along with some helpful information. Also good news, 1999 fee's will be the same as 1998.

Listed below is the upcoming season time line:

January 11 - 1999 Garden information mailed out

February 11 - "Early Bird" registration deadline for returning gardeners. Get that price break!

February 18 - First reminder notice mailed.

March 1 - Second & final reminder notice mailed.

March 19 - DEADLINE TO REGISTER FOR 1999 SEASON.
1998 Gardeners not registered by this date will be considered not returning !!

March 23 - Waiting list gardeners notified of plot availability.

April 11 - Plots need to be worked by this day. (Weather permitting)

Should you wish to discontinue gardening at any time, but especially prior to the upcoming season, please notify us at 485-3344. We have a waiting list of gardeners.

I look forward to working with you all towards a productive gardening season. If you have any questions, call us at 485-3344.

Sincerely,

Bob Hess
Recreation Center Supervisor

CITY OF



San Rafael

Mayor
Albert J. Boro

Council Members
Paul M. Cohen
Barbara Heller
Cyr N. Miller
Gary Q. Phillips

San Rafael Community Services Department
Terra Linda Community Center
670 Del Ganado Road
San Rafael, Ca. 94903

January 1998

Dear Community Gardeners,

As we glean those last few tomatoes and try to protect the peppers from the frost, our thoughts turn to plans for next springs gardens.

Experts tell us a part of those plans should be fall clean up and soil preparation. Insects, slugs, snails, fungus and etc., thrive through the winter on dead garden plants and grasses. And Bermuda grass never stops growing. **Article 3** of the gardening guidelines states: **Gardens and adjacent walkways are to be kept clear. Weeds should not be allowed to become uncontrolled to go to seed within three (3) feet of individual plot boundaries.** So fall clean up seems to be the first line of defense against all those critters that take more than our share of our produce.

Home remedies may be in order since **Article 10** of the guidelines **doesn't permit spraying insecticides**. Some are perhaps more effective than others, but any effect would be a help. Attached are some suggestions from Rhodes Organic Garden and Bill Colberg's computer. I will be glad to pass along any home remedies any of you may have, and wish to share. If you have any questions, please call Nina at 479-7069.

Hope your winter efforts bring you lots of happy gardening.

Sincerely,

Nina Russe
Garden Coordinator

Bob Hess
Rec. Center Supervisor

enclosures



April 24, 2003

Dear Community Gardener,

Due to all the rain that we have had recently and the heavy rain storm that visited us on April 12th, we were unable to have our potluck and elections for the new Community Garden Steering Committee.

Enclosed you will find the 2003 Community Garden Steering Committee Ballot. Please cast your votes and return them in the enclosed reply envelope. Your ballot must be received by May 9, 2003.

The 2003-2004 Steering Committee members will be notified on May 12th and we will start having monthly meetings later that month.

Friendly Reminder:

Even though we did not have the clean-up day on April 12th, you are still responsible for the maintenance of your plot. The 2003 Rules and Regulations states, "Plots are to be cleared for planting by May 1, 2003 and must be weeded, prepared and tended by May 31, 2003 or plots will be reassigned." Please adhere to this regulation as it will be strictly enforced.

I am looking forward to working with each and every one of you. Thank you for making the Community Garden a special place.

Respectfully,

A handwritten signature in cursive script that reads "Jay Ingram".

Jay Ingram
Recreation Supervisor
Terra Linda Community Center



618 B Street San Rafael, CA 94901 415.485.3333 fax.485.3186

February 18, 2003

Dear Community Gardener,

Welcome back to another year of gardening. Let me first introduce myself. My name is Jay Ingram and I am the new Recreation Supervisor at the Terra Linda Community Center. I have been in Recreation in Marin since the early 1990's working with the City of Sausalito and the Town of Corte Madera. I am very happy to be here, and I look forward to working with each and every one of you.

Enclosed with this letter you will find your application for a garden plot for 2003 along with the rules and regulation that each gardener will be held accountable for. Please be warned in advance that if you are found not following rules, immediate action will be taken. I am excited to see some changes in the garden.

Our annual spring clean-up days are scheduled for April 11 and 12 from 10am-4pm. As stated in your rules and regulations, gardeners are expected to participate in the spring clean-up days. Please do your part and bring all your equipment.

We will have a potluck lunch on Saturday, April 12 at the garden, when we take a quick lunch break from the spring clean-up day. Gardeners will supply the potluck lunch. Depending on the first letter of your last name, you will be responsible for bringing food to share from the category listed below. There should be around 40+ people in attendance, so please plan accordingly.

A-I Main Course
J-R Salad and/or Drinks
S-Z Dessert


Please RSVP to the Terra Linda Community Center and tell us what you are bringing to the potluck. Your RSVP must be received by March 21, 5pm.

We will also have an election of officers for a new steering committee at the potluck. If you are interested in being on the five-person committee, please contact me by March 21, 2003. Two seats will be elected as one-year terms and three seats will be elected as three-year terms. There will be no chair and each committee member will be equal.

The garden application deadline is March 3, 2003. If you intend to garden for the remainder of the 2003 calendar year, please make sure your application is in the Terra Linda Community Center office by 5pm, March 3rd. If we do not have your application, your name will be removed and your plot will be reassigned. Plots are to be cleared for planting by May 1, 2003 and are to be weeded, prepared, and tended by May 31, 2003 or risk facing similar consequences.

Thanks for all your hard work and support for the Community Garden. Let's work toward creating a beautiful Garden Community!

Respectfully,

A handwritten signature in cursive script, appearing to read "Jay Ingram".

Jay Ingram
Recreation Supervisor
Terra Linda Community Center



February 1, 2005

Dear Terra Linda Community Gardener,

Welcome back to another year of community gardening. Hopefully the rain will stop soon which means that we can get back out to the garden and start spending 4-5 hours/week in our plots. I am looking forward to another great year of gardening.

Enclosed you will find the 2005 Community Garden Application and the 2005 Community Garden Rules and Regulations on the reverse side. Please notice that there is now a "Resident Discount" fee that applies to everyone that lives in the City of San Rafael. The Community Services Department is offering the resident discount on most everything it offers. The application deadline is March 18, 2005 and the trade plot requests are due by February 18, 2005. The wait list for the garden is approaching 15, so if you are having second thoughts about gardening in 2005 or want to give up a second plot that you may have, it would be appreciated by the growing waitlist.

Two community clean-up days are tentatively scheduled for April 30 and May 7. You will receive more information on the clean-up days in an upcoming newsletter. It is expected that each gardener attend at least one or both of these clean-up days.

The Rules and Regulations have some minor changes from last year. Please review them and know that these are our guidelines that each gardener will be expected to uphold.

****We will be having garden steering committee elections in May. Three spots will be up for re-election. If you are interested in committing more time to the garden than the minimum of 4-5 hours a week that you already do, please let me know by calling the Terra Linda Recreation Center at 485-3344.

That is it for now. Happy gardening in 2005.

Sincerely,

A handwritten signature in cursive script that reads "Jay Ingram".

Jay Ingram
Recreation Supervisor



January 19, 2006

Dear Terra Linda Community Gardener,

Enclosed you should find a 2006 Garden Application. I apologize for the small print. I had intended to have the form printed on larger paper with larger font. In the interest of communicating as much and as often as we can with all gardeners, please supply us with an e-mail address if you have one. This will allow us to send some information electronically and save on time, printing and postage. Rest assured, we will not sell your e-mail to anyone.

If you do not plan to garden in 2006, please communicate with the Terra Linda Community Center as soon as possible (485-3344). We are planning a Seed Swap/Welcome new gardener meeting the week of April 10th. It is tentatively scheduled for Tuesday night, April 11 at the Terra Linda Community Center. All gardeners are invited/encouraged to attend. We will swap seeds and stories as we welcome any new gardeners and end the evening with a community gardening video.

Thank you for all your efforts. See you all in April.

Sincerely,

A handwritten signature in cursive script that reads "Jay Ingram".

Jay Ingram
Recreation Supervisor
City of San Rafael

Terra Linda Community Garden Newsletter

Volume 6 No. 1

Spring, 2008

An Onion Primer by Nina Russe

Editor's Note: This is the first of two articles by one of our gardeners who is known for growing huge, sweet onions and who procures onion transplants for many of us in the fall. The second article, practical advice on growing onions, is on pages 3-4 of this newsletter

These pungent bulbs have been part of the human diet since antiquity. Onions are known for their use in all types of cooking. They can be used dried or fresh, raw or cooked. Onions come in a wide variety of shapes, sizes, and colors.

Most onions can be pulled young as green onions, called scallions, but there are also a perennial bunching type that produces superior scallions. Another perennial—the multiplier or potato onion—is propagated by a division of underground bulbs, with each bulb multiplying into a bulb cluster. The Egyptian type, or walking onion, produces a bulb cluster at the end of long stem with a second cluster frequently forming on top of the first. It also has an underground bulb which often too pungent to eat. Other tasty plants include early spring grass-like chives, garlic chives, and expensive but easy-to-grow shallots. Garlic and leeks are also onion relatives.

You can grow onions from seeds, transplants, or sets. Growing from seed offers the greatest choice in cultivars, but seed-grown plants can take five months to mature. Transplants, which are seedlings started in the current growing season, are sold in bunches, available from nurseries and by mail order. They usually form good bulbs over a shorter period of time. Sets are immature bulbs grown the previous year. They are the easiest to plant and earliest to harvest. When buying sets, look for ½ inch diameter bulbs because larger ones often go to seed before producing decent sized bulbs and anything smaller may not grow well. Onion sets come in white, red, and yellow types. Most growers prefer white sets for green onions.

Welcome, Debbie Younkin

On January 2nd, Debbie Younkin began work as the new Recreation Supervisor for the Terra Linda Community Center. Debbie has been the Recreation Director for Marinwood Community Services District for the last eight years. She enjoyed working for MCSD, but was excited by the opportunity for a new challenge. Debbie and her husband Scott moved back to the Terra Linda area last summer and welcomed their new daughter, Brooke, in August.

As the new Garden Administrator, Debbie is very excited about working with the Community Garden. She confesses that she does not have a green thumb, but she has a sincere appreciation for those that can garden. She looks forward to working with the Steering Committee to help develop the garden to its fullest potential, making it the best Community Garden in Marin.

Spring Work Days Coming Soon!

Our annual Community Garden work days are quickly approaching on **Saturday, April 19** and **Saturday, April 26**. Over the last few years, gardeners have worked with great enthusiasm, and the appearance of the garden has greatly improved, with weeds cleared from common areas and wood chips placed in walkways. Each gardener has a duty to spend one four-hour shift per year on improving a designated “common area” (not your own plot).

There are four work day shifts to choose from: **shift one** is April 19, 9:00-12:00; **shift two** is April 19, 1:00- 4:00; **shift three** is April 26, 9:00-12:00; and **shift four** is April 26, 1:00-4:00. .

Please mark your calendar, and call 485-3344 or send an email to Debbie.Younkin@ci.san-rafael.ca.us to sign up for your shift. If you are unable to attend either workday, you can sign up to do another project on your own time or you may pay a \$30 fee to help reimburse garden maintenance expenses.

Gardener Spotlight—Zerene Soans

by Kathy Warwick

For some time, the Garden Steering Committee has talked about ways to help gardeners get to know each other. This is our second “Gardener Spotlight”, a regular column to introduce one of our gardeners. This quarter we interview Zerene Soans, the gardener in plot #15.

How did you get interested in gardening and in the Community Garden?

I got interested in the community garden because I was passing that way and I saw so many people there gardening. I then saw the sign on the garden door and called in. I am an outdoor and nature lover, and gardening is my most favorite past time, besides others. I have been a hiker, a mountaineer, and a glider. I am also a free-lance writer.



What is your most memorable experience in the Garden?

My most memorable experience in the community garden is of one of my favorite ex-gardeners (Florence Strange). After I got my garden plot and had finished weeding I was informed that in error they had allotted me the wrong garden. I was so disappointed that I told Florence that I was going to give up. She assured me that the other one offered to me was not so bad and that she would help me clean it up. Together with her help, I got started and I am still going and enjoying gardening.

What is your favorite crop?

My most favorite crop is the golden raspberries. It happens that Florence moved away and offered me her garden, which I have today. At that time the only golden raspberries in the garden were the one grown by her. They are big and very tasty. I get two to three crops all summer and they have no thorns.

What is something you have learned in the Garden or some advice that you would like to pass on to other gardeners?

What I have learned in the garden is that to be a good gardener, you must make sure that you fully participate in the two/three times a year garden cleaning as a community helper. You must maintain your own garden and the walk ways all around you. If each of us does that, then we will have less yearly clean ups and we all can be good friends and have no complaints about our neighbor gardeners.

***Pumpkin Soup* by Shirley Fischer**

A favorite winter soup, served with a dollop of yogurt or sesame seeds on top and some crusty bread.

2 c. cooked pumpkin or butternut squash
3 onions, peeled and chopped
2 Tb. butter
2 cloves of garlic, peeled and crushed
4 c. vegetable stock
Pinch of salt and pepper
2/3 c. whole milk or light cream

Purée the pumpkin in a blender. Sauté the onions for five minutes in a large pot. Add the garlic and cook for another five minutes. Add the vegetable stock, salt, and pepper and simmer for 15 minutes. Stir in the milk and heat a little more before serving

***Attention Gardeners* by Debbie Younkin**

Respect the Signs:

Please remember not to write on signs posted by the City of San Rafael. Writing on the signs takes away from the beauty of the garden, and it is expensive to have the signs replaced. If you have a suggestion for additional signage, please call the TL Community Center or talk to a Steering Committee Member.

Illegal Dumping:

Illegal dumping has been taking place at the garden. Wood chips are to be dumped only when authorized by the TL Community Center. If you see any illegal dumping of any materials at the Community Garden, please call 385-3344 immediately.

Roster Options:

Note: If you do NOT want to have you name and phone number included on a garden roster sent to all gardeners, please call 385-3344.

Changes for 2008--How do you like to get your newsletter? by Shirley Fischer

The Community Garden Newsletter is starting its sixth year! What started as a random idea at a Garden Steering Committee meeting has become a regular part of the TL community garden experience! There are some changes in the newsletter that we want to call to your attention:

1) During the last year, we began sending out the newsletter by email to gardeners with email addresses. (Gardeners who do not have email still get a mailed copy.) While using email decreases labor and expenses for the community garden, we would like to be sure that people are actually receiving and reading the newsletter as much as when they received it in the mail. **If you are reading this right now, please send a short email to Debbie.Younkin@ci.san-rafael.ca.us to let us know that you have received the newsletter.** Your response will help us evaluate the new delivery system.

2) Also, starting with this issue, printed copies of each issue of the newsletter will also be available at the Terra Linda Community Center. **If you prefer to have a printed copy, you can pick one up there.**

3) Finally, if you strongly prefer to have a printed copy mailed to your home, **you can check the option on the recently mailed Garden Application that says “__Please check if you no longer want to receive the Garden Newsletter by email.”** Or you call (485-3344) or email Debbie Younkin, who will put your name on the list of gardeners who receive mailed copies of the newsletter.

We hope that you enjoy reading this quarterly newsletter. If you have any comments or suggestions about the newsletter, please pass them on to Debbie or to a Garden Steering Committee member.

Steering Committee Elections

It's not too early to start thinking about whether you might be interested in serving on the Community Garden Steering Committee. Two 2-year terms will be available in June, and we are looking for people who are interested in being nominated for these positions. For more information, call 485-3344.

Guidelines for Growing Bulb Onions from Transplants by Nina Russe

To produce a successful onion crop, you need: well prepared soil, ample moisture, minimum weed competition, the right variety, and proper timing. First, amend the soil well. Without organic matter it will be too difficult to keep sandy soil moist, and in heavy clay soil onions often form small bulbs. Heavy clay also has a tendency to become water-logged, a condition that encourages soil-borne onion disease. Be sure to fertilize when you plant (I use Whitney's organic granules). Prepare the row by digging a trench about 4" to 6" deep. Dig in the fertilizer and water the trench. Refill with trench with soil. Space plants 6" to 8" apart. Place the plant on your index finger and push your finger and the onion into the soil about 2". Lift up just a bit (this gets the roots headed in the right direction) and firm the soil around the plant. Water the plants to settle the soil. Give the onions plenty of water during their first few weeks of growth, since the surface roots that form during that time are essential to the future vigor of the plants. Onions need extra fertilizer when they are about 6" to 8" high, and then again three or four weeks later. Bulbs are made with energy stored in the green leaves. The more green top, the bigger the bulb. Dehydrated manure is a good fertilizer for onions; sprinkle it liberally over the row. If you are using granulated fertilizers, get your hand close to the ground and spread it around the bulbs. If the granules contact the bulbs, it won't hurt them, but it can burn the green tops.

Onions are a cool season crop. Make sure that the variety you are growing will form bulbs in your region. Onions are sensitive to day length—that is, they begin to form bulbs when the days reach a certain length. If an onion begins to form a bulb when there are between 12 and 14 hours of daylight, it is called a “short day onion.” If it requires about 14 hours of daylight, it is known as an “intermediate day onion.” Long day onions require 14-16 hour days. If the variety you planted needs longer days than we have at our latitude, it will never form bulbs. Day length is determined by latitude, or distance from the equator. At the equator, all days are approximately 12 hours long. As you go north, the days

become increasingly shorter in winter and longer in summer. In San Francisco, the longest day is 14 hours and 47 minutes long. Intermediate day onions will do well in our region. The red onions that I plant, which are intermediate day onions, are called “Stockton Reds.”

Even when a variety is adapted to our day length, it still won't do well unless it is planted at the right time—either fall or late winter, depending on the variety. If it is planted too late, it will not be mature enough when the bulb begins to form and, as a result, will produce small bulbs. If it is planted too early, all or some of the plants go to seed instead of making bulbs since premature seeding is stimulated by low temperatures when the plant is half grown. Bulbs do not form once the bolting process is underway. When you see a flower stalk beginning to form, you can cut it 1-2” from the base and hope that the plant will still produce a harvestable bulb. However, the result is usually an inferior bulb. The most common cause of bolting is rapid growth in warm weather, followed by a cold spell. We are more likely to get bolts in a long, cool spring or a spring that has alternating warm and cold spells. The plant must have attained a certain size for cold weather to cause it to bolt. If the stem of the plant is less than ¼ - 3/8” in diameter, it can't go to seed. If you plant onions in the fall, you must plant them late enough so that the plant stems are still less than ¼” across in December. The trick is to plant them early enough so that they grow to nearly ¼” but not more than that. That gives them the biggest head start but doesn't allow them to bolt.

Once the soil has warmed, put down mulch around and between the plants to discourage weeds and to hold moisture in the soil. Dry conditions cause bulbs to split. Keep the plants well watered until the neck (the stem right above the bulbs) begins to be less firm. When this happens, stop watering. When the necks are quite soft, the bulbs are fully formed. At this point, most of the leaves are yellow or brown and the plants often fall over. Using the back of a rake, bend the tops over horizontally for a few days until the tops are brown. This diverts the plants energy into maturing the bulbs.

You can eat onion bulbs fresh, digging them up when they are mature, or you can store them for up to several months. Don't let your onions stay in the ground once the tops are dead. On a warm, sunny day, pull or dig them and let them dry in the sun. Lay the tops of one row over the bulbs of another to help prevent sun scald, or cover with a soft, light weight material (do not use plastic). Leave them bottom side up two or three days until they are dry. Keep roots away from the ground. The drying kills the roots; they will look like little brittle wires and they break off easily. They then need a longer drying (curing) period of up to two weeks. Spread them out in a warm, airy place in the shade. When outer skins are thoroughly dry, wipe off any soil, and remove the tops (unless you intend to braid them). Store them in a cool, dry place. Hang braided onions or those kept in mesh bags in an airy spot. Such dried bulbs will keep from about 4 months to 1 year.

Information taken from:

Rodale's All-New Encyclopedia of Organic Gardening. Rodale Press

Joy of Gardening by Dick Raymond

Golden Gate Gardening by Pam Peirce

This space is waiting for you. Do you have some a gardening experience or some gardening information to share? A favorite gardening book?

A favorite crop that you would like to write about? A tip for handling garden pests? Some vegetable trivia or a garden

*poem? Willing to interview a fellow gardener? Don't be shy.
The garden newsletter is always in need of new contributors.
Pass your ideas on to a Steering Committee member or call
Debbie at 485-3344.*

From: Diana S <[REDACTED]>
Sent: Tuesday, January 19, 2021 11:39 AM
To: Lindsay Lara <Lindsay.Lara@cityofsanrafael.org>
Subject:

My husband and I were long time members of the Terra Linda Community Garden (since the 1990s) and have participated in the oversight of the garden by serving on the Garden Steering Committee many times.. This committee represented the garden members ideas and concerns, provided guidelines for problem solving, paid attention to the common good of the garden, it's members and worked in a close, respectful relationship with the City of San Rafael staff.

In recent years this vital partnership has languished, and I believe ceased to vigorously examine various problems as well as creative solutions to common concerns of many gardeners.

In order to fully address the current concerns and questions of the Terra Linda Community Gardeners , Postpone approval of the currently proposed unified garden rules. Revitalize the Terra Linda Garden Steering Committee NOW charging them with the task of reviewing the current City staff recommendations, and designing commonly acceptable proposals to creatively and inclusively respond to the interests of the Terra Linda Community Garden.

Give the opportunity to engage in a discussion between Community Garden members and City staff, to find ways in which governance and functioning of the Terra Linda Community Garden and the Canal Community Garden can be significantly improved based on the working expertise of our members, and in the case of the Terra Linda Community Garden, in accordance with our bylaws.

Please forward my e-mail to the Park & Recreation Commission

Thank you for your attention to this matter.

Sincerely,
Diana Santi
3 Sandalwood court
San Rafael, CA 94903