

# BendPak®



## PL-6000DC

Two-Post Parking Lift

[www.bendpak.com](http://www.bendpak.com)

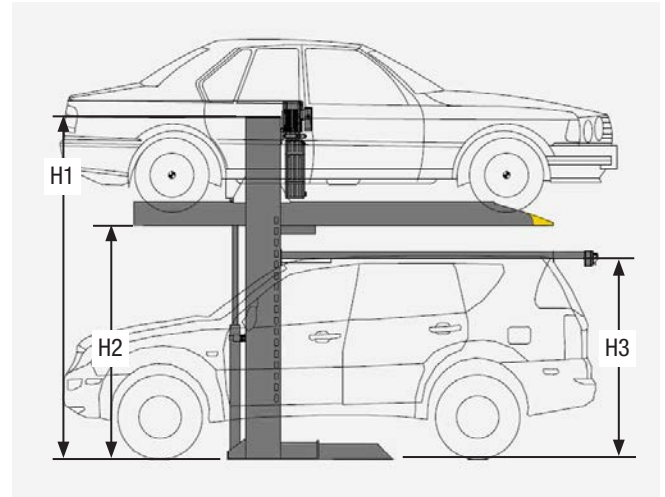
# PL-6000DC Two-Post Parking Lift

## Introduction

The PL-6000DC dual-column parking lift is designed to accommodate a wide array of vehicles including SUVs, sedans, and sports cars. It offers the perfect combination for both long-term and short-term parking. Typically long-term parking is the upper level and short-term parking below. The PL-6000DC was specifically designed to accommodate the needs of real estate developers, architects, engineers, automotive dealers, and commercial parking operators. The PL-6000DC can be installed inside a typical 8-foot parking space and accommodate most cars and light trucks. They operate in both indoor and outdoor locations.

### FEATURES:

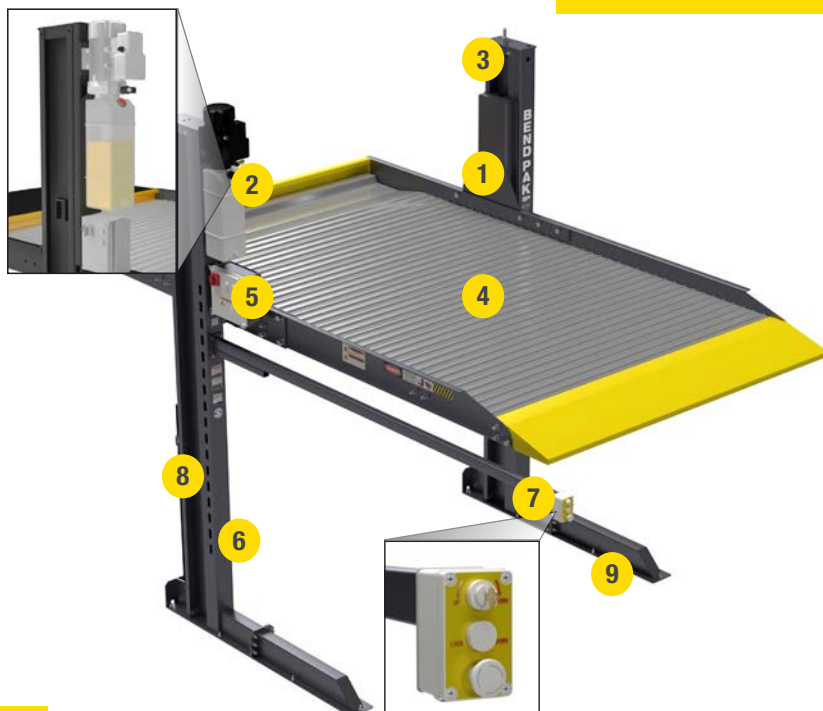
- Ganged column design allows multiple installations in minimum space
- Commercial grade design and construction
- Galvanized and corrugated anti-slip platform
- Freestanding design when ganged two or wide
- Overhead power unit provides smooth quiet hydraulic operation
- Designed for installation on typical parking surfaces
- Platform can be stopped at different heights to fit various vehicles and ceiling heights
- Full width channel-locked center panels protect lower vehicle
- Wide deck platform accommodates pickups, vans and cars.
- Dual direct-drive hydraulic cylinders
- Automatic safety lock combined with anti-fall device hold platform securely
- Maintenance free composite carriage bearings
- Electric key switch for security and safety
- Automatic shut-off when operator releases key switch
- Manual lock release available in case electricity failure (OPTIONAL)
- Hydraulic overloading protection
- Photocell sensor prohibits lift to be lowered if vehicle is parked below



### Overall Specs

H1	121 in	3,080 mm
H2	82.5 in	2,100 mm
H3	71 in	1,805 mm

## General Parts




- 1 Carriage
- 2 Transparent oil tank
- 3 Limit Switch
- 4 Galvanized cover plate
- 5 Electric box
- 6 Photocell Sensor
- 7 Key switch & emergency stop button
- 8 Dynamic lock
- 9 Front & Back footage

# PL-6000DC Two-Post Parking Lift

## Advantages

- 1 Low Operating Cost**  
Platform driven by gravity when lowered. No electric motor consumption is required.
- 2 Fast and Easy Installation**  
Installation is fast and easy. Detailed installation manual is provided along with floorplan and foundation drawings and video attached with products will help customers have easier installation work.
- 3 Ganged/Shared Columns**  
The posts can be shared which allows multiple installations in minimum space and reduces cost.
- 4 Professional Packing & Delivery**  
Professional packaging and our experienced logistic team ensures customers will get the product damage free. Compact package size means simple unloading and handling.
- 5 Dependable Hydraulic Operation**  
The PL-6000DC features dual telescoping direct-drive cylinders eliminating the need for lifting chains or screw mechanisms and offer better reliability, smoother operation and less maintenance costs.
- 6 Automatic Safety Device**  
Powerful load-holding devices automatically engage and lock the lift structure as the parking lift raises, preventing sudden free fall in the unlikely event of a suspension component failure. Typically, after the lift is raised to the required working height, operators are instructed to lower the lift until it is resting safely on the locks to minimize wear on suspension components.
- 7 Photocell Sensor**  
Photocell sensor prohibits lift to be lowered if vehicle is parked below.

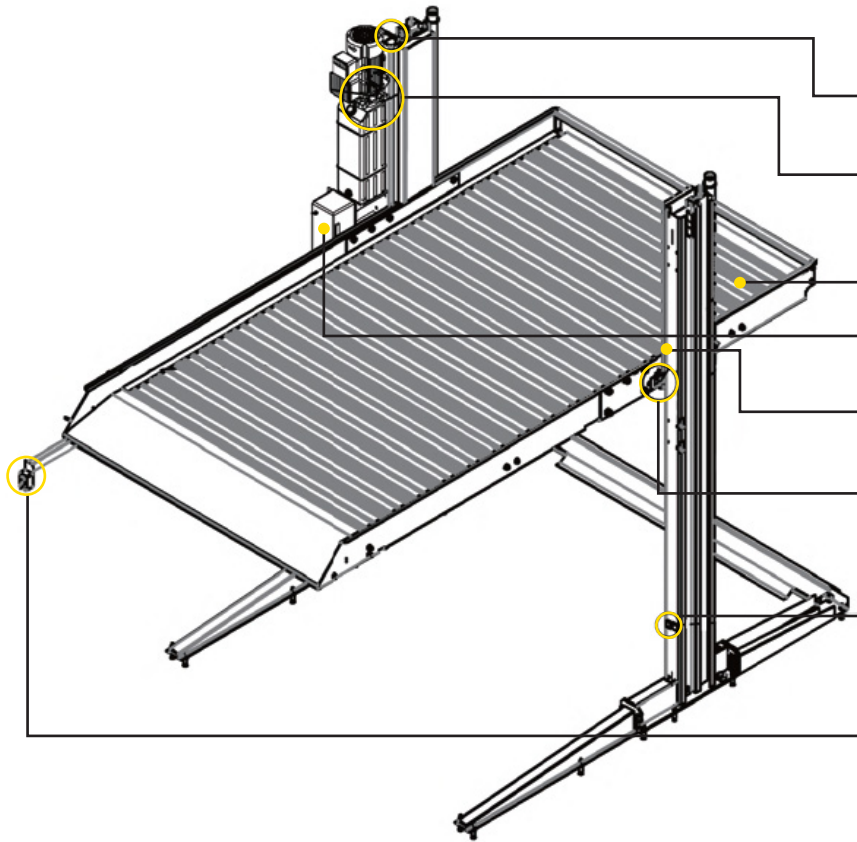


## Specifications

<b>Model</b>	PL-6000DC
<b>Lifting Capacity</b>	6,000 lbs. (2,721 kg)
<b>Overall Height</b>	126.5" (3,221 mm)
<b>Overall Length</b>	148.25" (3,766 mm)
<b>Overall Width</b>	100.25" (2,547 mm)
<b>Lifting Height</b>	82.5" (2,100 mm)
<b>Usable Platform Width</b>	82.5" (2,100 mm)
<b>Electrical Required</b>	220-420V, 1 or 3 Phase , 50/60Hz
<b>Control Power</b>	24V
<b>Lock Release</b>	Electric auto release
<b>Power Pack</b>	2.2kw hydraulic power pump
<b>Lifting / Lowering Time</b>	50 / 45 sec.

# PL-6000DC Two-Post Parking Lift

## Safety Features



**Limit Switch** - Stops the power pack pumping when platform reaches the desired position. Height adjustable feature.

**Power Unit** - 1. Pressure Relief Valve (will activate when pressure inside of cylinder reaches a certain level) 2. Directional Valve 3. Solenoid Valve 4. Flow control valve 5. Transparent Oli Tank

**Hot Galvanized Cover Plate** - Anti-rust and Non-slip design.

**Electric Box**  
24V control and voltage overload protection.

**Mechanical Lock Hook**  
Locks platform in lock hole while platform rises or lowers.

**Full Range Mechanical Lock Block**  
Automatic safety lock combined with anti-fall device hold platform securely. Will activate during any failure of the hydraulic system.

**Photocell Limit Switch**  
Photocell sensor prohibits lift to be lowered if vehicle is parked below.

**User Friendly Operator Controls**  
Electric key switch and emergency stop button.

- Mechanical safety locks are spaced every 4 inches.
- 24v operator controls and lock release
- Photocell sensor prohibits lift to be lowered if vehicle is parked below
- Electric protection for power overload or improper voltage
- Automatic locking system during power outage
- Emergency stop button
- Upper limit switch
- Pressure relief valve and pressure compensated flow control valve to ensure safe operation and level lifting
- Industrial-grade hydraulic cylinders feature a single-piece, pilot fitted, machined steel piston, wrapped with specially designed, pressure loaded U-cup piston seals, backups and wear bands to virtually eliminate fluid bypass



User Friendly Operator Controls



Electric Box

## Mechanical Anti-Falling Lock



— Dynamic locking device with 6 locking tabs

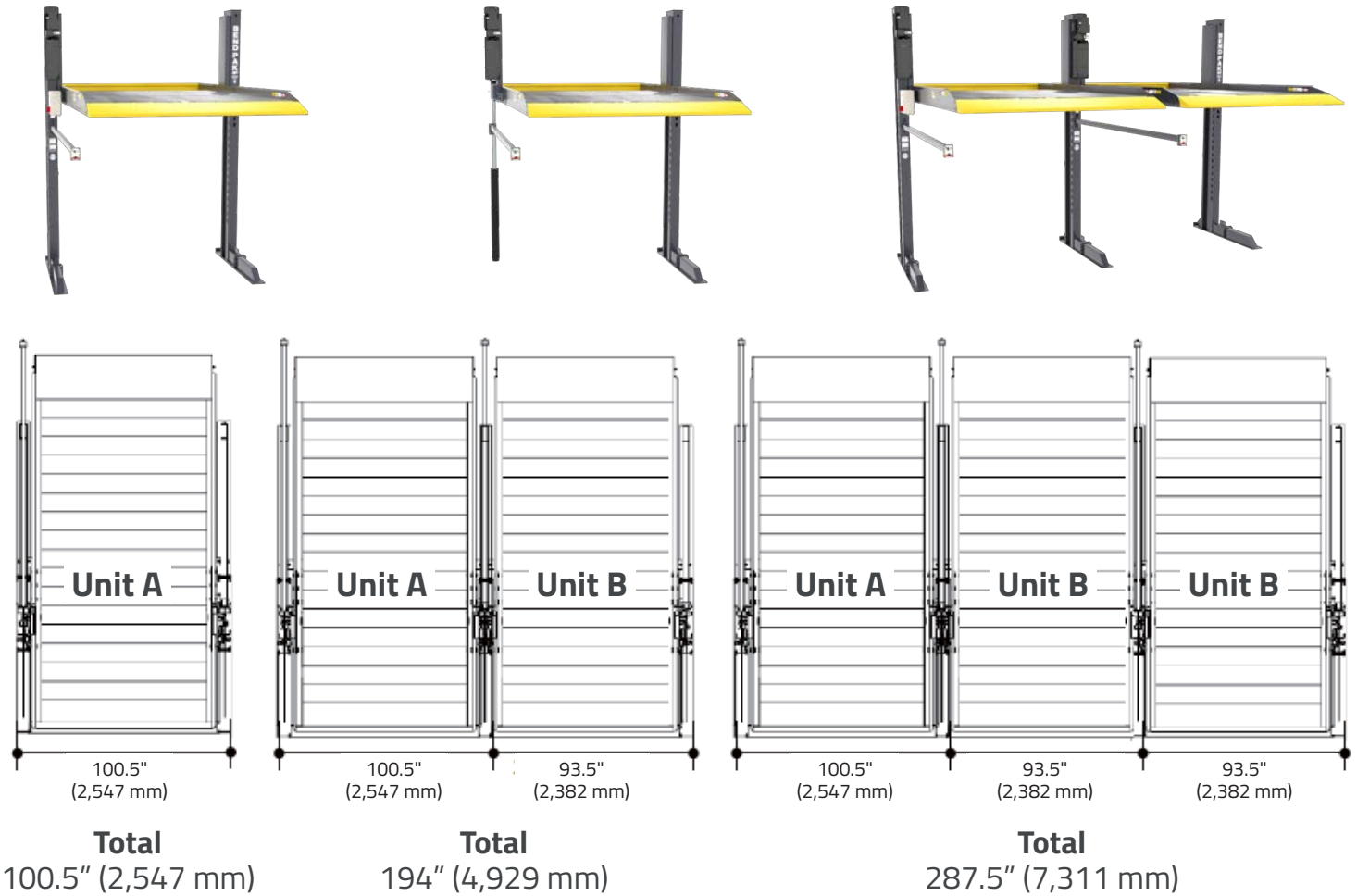


Electromagnet




# PL-6000DC Two-Post Parking Lift

## Width Calculation



## Powder Coat & Galvanized



The PL-6000DC features a durable powder-coat finish on the column assemblies and galvanized platforms providing a high-quality, extremely durable finish that can withstand even the harshest environmental or chemical conditions.

## Packaging & Loading



## Gallery

