



CITY OF SANTA ANA PROPOSED CITY BUDGET

FY 2024 - 25

June 04, 2024



Table of Contents

GENERAL FUND SUMMARY

General Fund Reconciliation.....	2-4
General Fund Revenues Chart.....	5
General Fund Expenditures Chart.....	6
Citywide Budget Chart.....	7
General Fund Revenue Summary.....	8-11
General Fund Expenditure Summary.....	12-15
Local Measure X Spending.....	16-17
Cannabis Spending.....	18-19
Estimated Spendable Fund Balance.....	20-22

WORKFORCE CHANGES

Organization Chart.....	24
Workforce Changes.....	25-28

DEPARTMENT BUDGET DETAILS

City Manager's Office	29-41
City Council.....	42-44
City Clerk's Office.....	45-49
City Attorney's Office.....	50-58
Human Resources.....	59-83
Finance & Management Services	84-105
Library.....	106-129
Parks, Recreation, & Community Services.....	130-181
Police Department.....	182-268
Fire & Emergency Medical Services.....	269-276
Planning & Building Agency.....	277-311
Public Works Agency.....	312-523
Community Development Agency.....	524-664
Information Technology.....	665-677
Museum Fund.....	678-680
Debt Service & Non-Departmental.....	681-695
Inter-fund Transfers.....	696-699
Capital Improvement Program.....	700-702

MISCELLANEOUS FEES SUMMARY

New.....	704-712
Modified.....	713-723
Deleted.....	724-725

GENERAL FUND SUMMARY

General Fund Reconciliation
General Fund Revenue Chart
General Fund Expenditure Chart
Citywide Budget Chart
General Fund Revenue Summary
General Fund Expenditure Summary
Local Measure X Spending
Cannabis Spending
Estimated Spendable Fund Balance



General Fund Revenues

	<u>Revenue</u>
FY23-24 Original Adopted	400,938,670
Adjustments	<u>(3,238,441)</u>
FY23-24 Revised	<u>397,700,229</u>

Adjustments to Revenue Estimates for FY24-25:

Measure X Sales Tax	2,272,570
Bradley-Burns Sales Tax	2,267,600
Property Tax	2,466,920
Property Tax In-Lieu of VLF	1,252,760
Utility Users Tax	(939,555)
Cannabis Tax	1,622,870
Business License Tax	200,000
Plan Check & Permits	1,698,960
Jail Use Fees	1,199,000
Other net adjustments	(3,214,014)

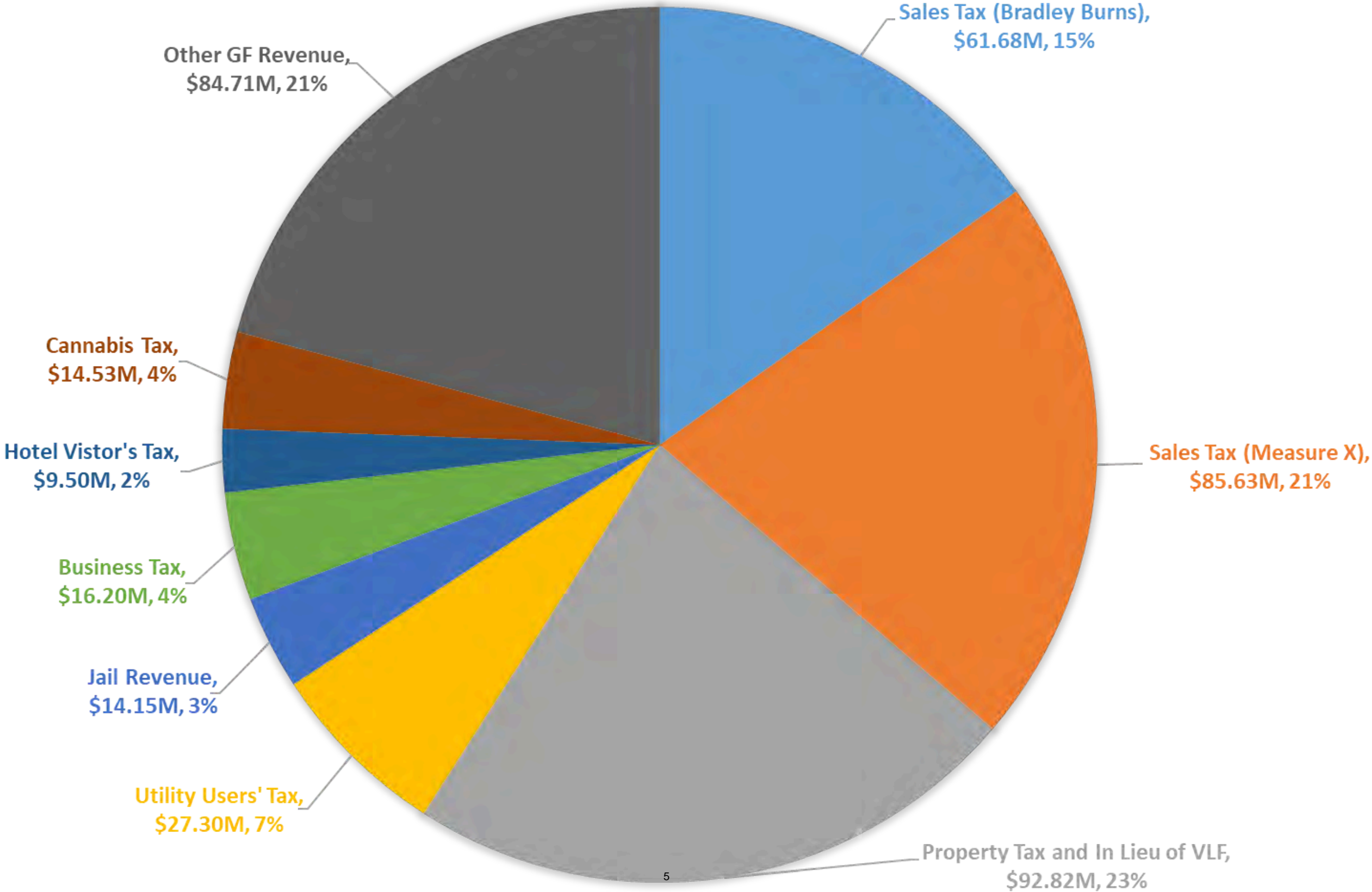
Total Resources 406,527,340

General Fund Expenditures

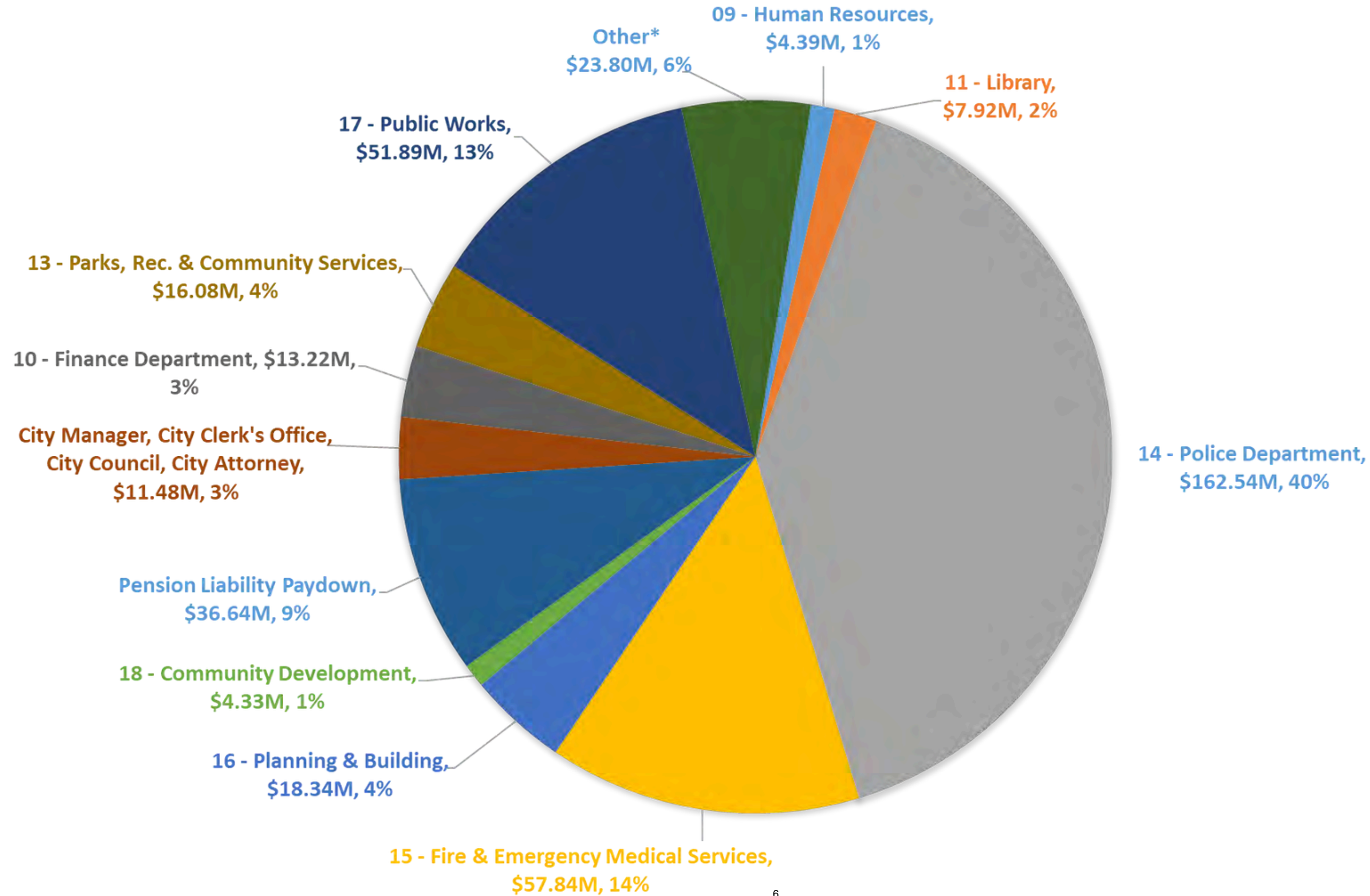
	Spending
FY23-24 Original Adopted Budget, including Section 115 Trust Contributions	430,556,570
Remove One-Time Items	(29,439,332)
City Council approved adjustments to recurring costs during FY23-24	<u>(899,500)</u>
FY24-25 Adjusted Baseline	<u>400,217,738</u>
Annualize partial year Allocations approved during FY23-24	332,830
Employee Compensation Increase (MOU, step increases, etc.)	7,740,307
Cannabis Public Benefit Transfer related to revenue decrease	(918,020)
Overhead/Internal Service Charge Increases	
Building Maintenance	466,530
City Equipment & Replacement Charges	680,140
Accident Repair & Replacement	275,380
IT Maintenance & Specific Charges	420,230
Insurance Charges	947,630
Public Works Administrative Charges	107,910
City Yard Rental	17,520
Orange County Fire Authority Contract Increase	1,954,400
CARE Ambulance Increase	587,240
Police Building Payoff	(9,039,920)
Sunset of VIP Program	(1,700,000)
Decrease City Events budget (Winter Village)	(240,000)
Other contract increases/decreases & minor changes across all departments	<u>(206,325)</u>
FY23-24 Baseline (Recurring)	<u>401,643,590</u>

Proposed Additions to FY 24-25 Budget	Recurring	One-Time
Backfill for CIP Engineering as reported on December 19, 2023	900,000	
County Animal Shelter Contract Increase	600,000	
Increase budget to provide for actual Senior Services & Athletics spending	375,000	
Add Economic Development Staff	445,680	
Zoo Operations & Maintenance related to new animals and exhibits	330,280	
Bus Stop Maintenance	250,000	
Increased Maintenance Costs for New Parks (Gerardo Mouet, Ed Caruthers, Santa Ana River Trail. 10th & Flower, King Street)	175,000	
Investment Advisory Services (Completely offset by revenues)	150,000	
Neighborhood Initiatives Contractual Services	120,000	
Senior Services Programming	120,000	
Arts Funding	120,000	
Senior Legal Mgmt Analyst for City Attorney	109,790	
Navigation Center Maintenance	100,000	
Establish recurring allocation for Pothole Repair	100,000	
First Floor Customer Service Representative	97,570	
Helicopter Contract (County Rate Increases)	93,230	
800MHz Contract Increase for Police	90,570	
Dedicated Building Maintenance Technician for Jail	75,830	
Delhi Library Operations & Maintenance	75,060	
Planning/Building & Code Enforcement Training	48,600	
Increase allocation for Employee Appreciation	37,500	
Increase in Fleet Operating Materials & Supplies	36,910	
Upgrade Executive Secretary for City Attorney	28,700	
Parking Validations for City Council Meetings	27,500	
Dispatch Community Engagement Tech Platform	27,010	
Independent Audit Fees increase	20,000	
Code Enforcement Overtime	15,000	
OPEB Actuarial Valuation	11,000	
City Council Allocations Increase	10,500	
DTSA Parking Subsidy		1,658,000
Traffic Safety Improvements - Intersections: Segerstrom Ave/Raitt St and Segerstrom Ave/Flower St Traffic		1,300,000
Zoo North Wall		1,200,000
Vehicle Replacement (Multiple Departments)		1,114,000
Electrical feeder upgrades (SCE) and Electrical Panel - City Yard		1,000,000
Bristol Street Rehab Completion		680,000
Jail Aramark Contract Increase		653,040
Zoning Code Community Outreach		500,000
Allocation for Police Retirements, in compliance with MOUs		500,000
Last 800MHz Debt Payment (2 in a single fiscal year)		462,860
November 2024 Election Costs		425,000
Rehab Zoo Walkways		400,000
City Yard Operations - Strategic Master Plan/ RFP advertised FY 23/24		400,000
Jan-Jun 2025 (6 months) Funding for ARPA Positions		375,960
Digital Media Billboard to promote City events and generate revenue from business ads - City Yard		375,000
Jail Deferred Maintenance		250,000
City Yard Deferred Maintenance		250,000
Software to Upgrade Fueling Station at City Yard		250,000
Car Wash Rehab - City Yard		250,000
State Building Utilities prior to demo in December 2025		180,900
Planning & Building Records Project		146,000
Strategic Planning		102,000
Parkland Feasibility Study, including Washington Square		100,000
Fleet Electrification Master Plan		100,000
City Yard - Rehab Ice Making Room		65,000
Software required to continue banking online		25,000
Total	4,590,730	12,762,760

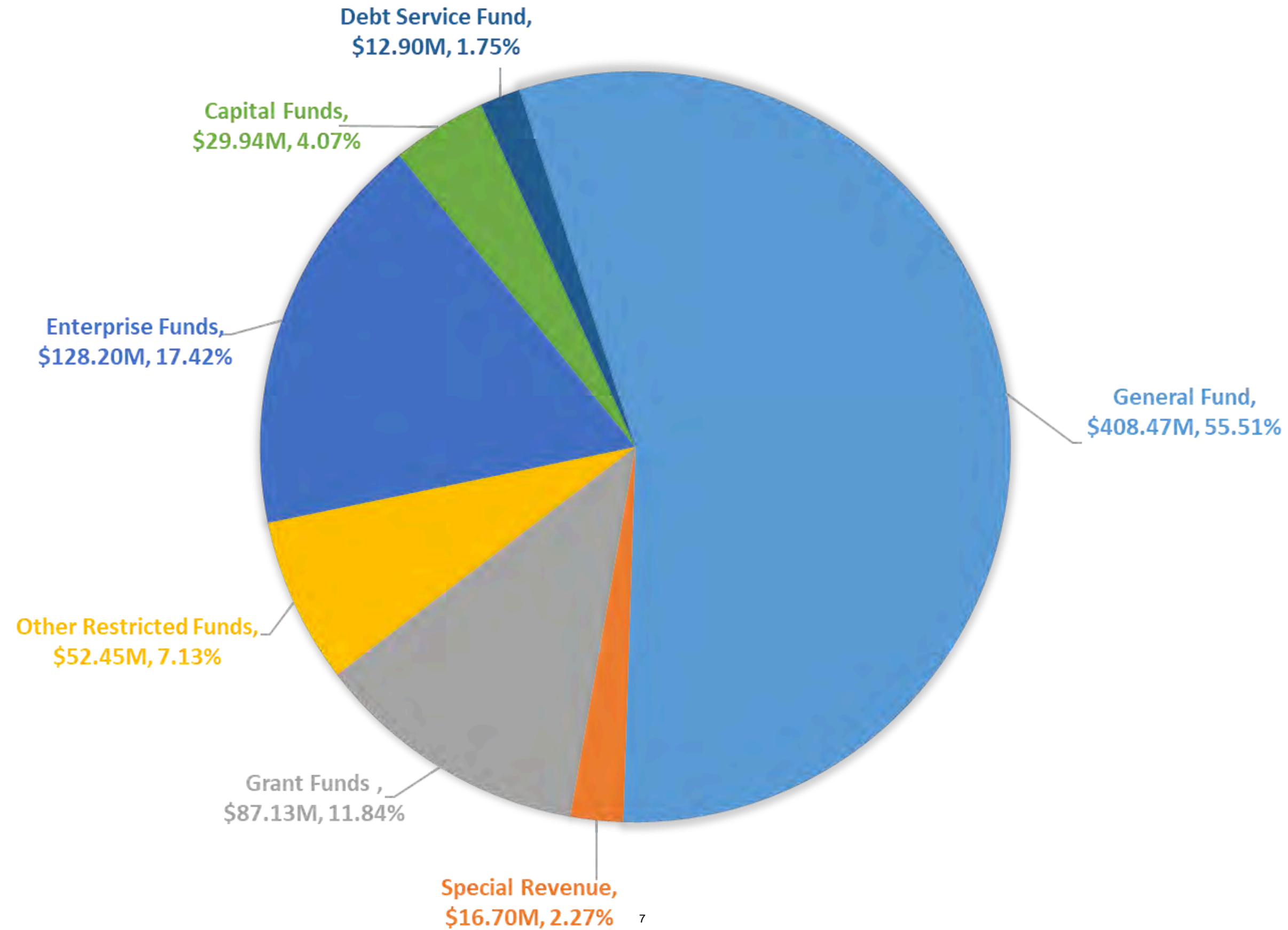
General Fund Revenue - \$406.5M



General Fund Expenditure - \$408.47M



City Wide Spending - \$735.78M



Account Code	Account Description	ACTUAL FY 21-22	ACTUAL FY 22-23	Adopted FY 23-24	PROPOSED FY 24-25
CHARGES FOR SERVICES					
51612	Building Standards Revolving Fund	3,772	2,276	0	0
52366	CASp Certification Training Fund	15,641	15,513	6,500	15,500
53301	Center Programs	41,317	131,958	45,000	120,000
53303	Youth Sports	37,006	44,885	40,000	40,000
53304	Recreation Swim	0	42,925	0	50,000
53306	Adult Sports	0	11,505	0	10,000
53307	Youth Field Usage Fee	88,860	126,199	125,000	100,000
53308	Park Reservation	226,973	283,347	225,000	340,000
53309	Concession-Vending Machines	4,225	3,250	3,900	3,000
53310	Zoo Education	2,320	120,251	50,000	120,000
53312	Zoo Admissions	1,468,905	1,505,703	1,535,000	1,600,000
53313	Food Sale Concession	20,371	15,709	20,000	20,000
53316	Leisure Classes	23,760	48,428	35,000	75,000
53318	Tennis Reservation	807	85	0	0
53319	Recreation Staff Reimbursement	27,457	54,174	40,000	55,000
53400	Vehicle Release Charge	90,146	153,501	120,000	120,000
53401	Repo Release	11,702	11,387	11,000	10,000
53405	Photo Services	(15)	1,552	0	0
53407	Vehicle Equipment Citation Sign-Off	3,828	2,508	3,800	3,000
53408	Fire Range User Fee	0	0	2,000	0
53410	Impound/Owner Release Animal	1,003	266	1,300	1,300
53411	Jail Pay to Stay Program	21,820	15,318	25,000	25,000
53413	Police False Alarm Charge	101	0	25,000	0
53415	Emergency Response Reimbursement/PD	4,458	688	15,000	5,000
53416	Animal Quarantines	502	602	1,000	1,000
53417	Police Report Fee	77,203	86,675	75,000	75,000
53419	Firearm License Fee	1,811	1,683	2,000	2,000
53420	Jail Booking Fee	2,535	207	0	0
53423	Vehicle Storage Fee	41,048	39,936	42,000	40,000
53509	Paramedic Subscription Fee	155,386	141,882	175,000	150,000
53510	Paramedic Services Charge	6,041,851	7,807,685	6,600,000	11,600,000
53513	OCFA Admin Processing Fee	285	0	0	0
53600	Building Plan Check	4,345,006	4,285,493	2,760,000	2,800,000
53601	Electrical Plan Check	700,179	599,429	758,000	420,000
53602	Plumbing Plan Check	252,544	235,856	302,000	100,000
53603	Mechanical Plan Check	524,591	438,990	573,000	215,000
53605	Landscape Plan Review	21,560	21,215	21,000	17,000
53606	Discretionary Application Fee	189,429	290,630	271,000	280,000
53607	EIR Developer Fees	57,210	136,033	407,000	297,000
53613	Land Use Certificate Processin	938,324	915,874	949,000	827,000
53614	Shopping Cart Contain Program	48,645	62,838	44,100	44,100
53616	Site Plan Review Charge	913,586	805,052	1,000,000	645,000
53627	PREP Fees	797,040	790,342	610,000	750,000
53628	Foreclosure Registration Program	357,685	411,913	300,000	200,000
53901	Stop Pmt/Reissue Fee	121	237	0	0
53902	Misc Service Charge	146,259	207,175	0	0
56305	Engineering Service Charge	0	56,065	0	0
55200	Library Fines	8	0	0	0
57070	Sale of Printed Material	440	0	0	0
57470	Copy of Lost Citation	104	45	100	100

City of Santa Ana

General Fund Revenue Summary

57380	Friend Of Zoo Vet Contribution	60,000	60,000	60,000	60,000
57383	Friend of Zoo Contribution	83,203	71,016	61,750	60,000
57385	Friend of Zoo Education Contribution	40,000	40,000	40,000	40,000
53741	Small Cell Compliance Inspection Fee	42,829	28,649	45,000	45,000
53912	Lobbyist Registration Fee (initial)	0	0	20,000	0
53747	Honorary Street Naming App-Fabrication & Install	0	1,562	0	0
53642	Public Hearing Notice	0	198	200	0
53204	Printing Fee	0	0	0	7,100
53333	Pool Rental	0	0	0	2,000
53334	Swim Lessons	0	0	0	30,000
53644	Mills Act Review	0	0	0	7,000
Total CHARGES FOR SERVICES		17,933,843	20,128,708	17,445,650	21,427,100
FINES					
55000	Parking Fines	5,652,066	4,920,275	4,900,000	4,900,000
55201	Lost/Damaged Library Material	1,212	2,345	2,100	2,100
55400	Redlight Camera Program	2,123	21,927	0	0
55401	Court Fines Traffic	391,196	241,969	380,000	240,000
55402	Court Fines Non Traffic	8,899	125,606	20,000	130,000
55403	Tobacco Fine	543	1,191	0	0
55600	Administrative Citations	386,559	442,398	320,000	368,000
55606	Fireworks Admin Citations	28,095	7,477	25,000	10,000
57900	Bad Check Recoveries	166	13,714	7,000	20,000
Total FINES		6,470,859	5,776,901	5,654,100	5,670,100
FRANCHISE FEES					
50050	Gas Utility	548,950	688,153	550,000	575,000
50051	Electrical Utility	1,389,714	1,709,765	1,400,000	1,800,000
50053	CATV Franchise Fee	1,016,032	1,230,401	1,000,000	1,000,000
50056	Refuse Franchise Fee – Residential	1,851,500	0	0	0
50057	Refuse Franchise Fee – Commercial	6,960,635	594,587	0	0
50058	Refuse Franchise Fee	0	8,292,323	8,000,000	9,000,000
Total FRANCHISE FEES		11,766,831	12,515,229	10,950,000	12,375,000
INTERGOVERNMENTAL					
50015	Prop Tax Pass-through	1,710,385	1,973,257	2,170,000	2,500,000
50501	Motor Vehicle Licenses	382,815	318,177	300,000	300,000
50503	SB90 State Mandated Costs-Reimbursement	70,632	400,841	85,000	85,000
50505	POST Reimbursement	2,502	480	40,000	10,000
50506	AB109 Reimbursement	585,703	591,394	600,000	600,000
52365	AB678 Ground Emerg. Medical Transp.(GEMT) Reim	(281,894)	0	0	0
57304	Rancho Santiago Reimbursement/PR	34,648	67,120	56,440	56,440
57791	Overhead-Water	4,537,900	4,537,900	4,537,900	4,537,900
Total INTERGOVERNMENTAL		7,042,691	7,889,169	7,789,340	8,089,340
LICENSES & PERMITS					
51001	Bingo Licenses	125	130	0	0
51002	Dog Licenses	590,603	538,279	625,000	600,000
51003	Dog Licenses-Civic Collections Inc	28	0	0	0
51004	Bus Shelter Fees	37,500	0	0	0
51301	Filming Permits	20,664	3,635	1,000	5,000
51401	Alarm Permit Fees	63,494	104,428	100,000	90,000
51402	Street Closure Permits	27,106	13,737	20,000	10,000
51403	Tobacco Permits	141,961	177,059	140,000	140,000

City of Santa Ana

General Fund Revenue Summary

51501	Fireworks Stand Permits	(11,639)	12,298	0	0
51600	General Plan Update Surcharge	160,206	188,445	191,000	170,000
51601	Building Permits	1,989,242	2,357,858	1,760,000	2,800,000
51602	Plumbing Permits	432,081	528,713	405,000	550,000
51603	Electrical Permits	1,124,237	1,228,894	930,000	1,290,000
51604	Heating Permits	635,032	830,506	525,000	860,000
51605	Occupancy Permits	411,800	201,677	210,000	160,000
51606	Grading Permits	101,114	74,495	140,000	130,000
51607	Street Vendor Permit	10,125	10,680	30,000	10,000
51608	News box Permit Fees	18,698	19,641	19,640	19,800
51609	Outdoor Dining Permits	0	1,529	0	0
51613	Adult-Use Cannabis Retail Phase 1/Registration Application	0	(2,506)	0	0
51614	Adult-Use Cannabis Retail Phase 2/Regulatory Safety Permit	344,563	339,533	370,000	388,000
51616	Commercial Cannabis Testing Phase 1/Registration Application	0	0	1,900	1,900
51617	Commercial Cannabis Testing Phase 2/Regulatory Safety Permits	12,530	12,968	13,000	13,000
51618	Commercial Cannabis Operating Agreement Reimbursement Fees	40,000	27,500	0	0
51619	Commercial Cannabis Cultivation Phase 1/Regst. Application	20,452	2,127	1,900	5,000
51620	Commercial Cannabis Manufacturing Phase 1/Regst. Application	18,682	6,642	1,900	5,000
51621	Commercial Cannabis Distribution Phase 1/Regst. Application	9,923	5,735	1,900	10,000
51622	Commercial Cannabis Cultivation Phase 2/Rgltry Sfty Prmt	190,199	78,450	100,000	100,000
51623	Commercial Cannabis Manufacturing Phase 2/Rgltry Sfty Prmt	146,095	156,826	100,000	100,000
51624	Commercial Cannabis Distribution Phase 2/Rgltry Sfty Prmt	226,272	285,809	250,000	250,000
51703	Sewer Construction Permits	0	49,728	20,000	50,000
51704	Street Construction Permits	0	1,498,648	1,400,000	1,400,000
51302	Park Facility Permits	60	479	500	500
51303	Special Event Permit	5,513	5,494	500	5,000
Total LICENSES & PERMITS		6,766,666	8,759,436	7,358,240	9,163,200
MISCELLANEOUS					
53331	City Events	200	137,076	150,000	50,000
53409	Storage Of Weapon Fee	2,040	1,966	2,000	2,000
57000	Expense Reimbursement	202,161	72,593	120,000	0
57010	Miscellaneous Recoveries	550,719	1,160,647	104,000	140,000
57200	Other Library Recoveries	1,317	984	500	1,000
57400	Police OT Reimbursement	301,611	372,262	320,000	340,000
57402	Police Miscellaneous Reimbursement	411,039	325,219	376,520	300,000
57901	Indirect Cost Recovery	6,829,744	8,670,125	8,395,000	9,733,920
57461	Jail Kitchen Rental	47,928	31,228	32,000	30,000
57071	Sale of Land	242	0	0	0
57770	Sale of Maps & Documents	113,361	157,333	110,000	125,000
57991	Miscellaneous Receipts	6,024	6,701	2,000	5,300
58002	Net Increase (Decrease) In Fai	(8,091,179)	(5,220,032)	0	0
57797	PWA Digital Billboards/Banners	0	0	1,180,000	100,000
Total MISCELLANEOUS		375,208	5,716,102	10,792,020	10,827,220
TAXES					
50011	Property Tax	42,146,722	45,469,142	46,343,390	48,810,310

City of Santa Ana

General Fund Revenue Summary

50012	Santa Ana Residual	11,033,858	10,724,632	11,000,000	10,750,000
50016	Prop Tax-In Lieu VLF	37,849,600	40,237,627	42,044,300	44,009,010
50030	Hotel Visitor's Tax	7,494,715	10,477,648	8,500,000	9,500,000
50031	Utility User Tax-Electric	13,722,961	16,680,098	15,100,000	16,800,000
50032	Utility User Tax-Gas	3,269,163	4,475,838	3,200,000	3,300,000
50033	Utility User Tax-Telephone	4,481,448	4,150,761	4,000,000	3,900,000
50034	Utility User Tax-Water	3,370,929	3,237,043	3,500,000	3,300,000
50045	Business Tax	15,707,535	16,289,675	15,000,000	16,200,000
50046	Medical Marijuana Taxes	843,884	614,995	528,000	375,000
50200	Documentary Stamp Tax	1,524,501	1,001,788	1,000,000	800,000
50201	Homeowner Prop Tax Subvention	182,115	184,514	182,000	182,000
50020	Sales Tax	62,611,039	61,068,452	64,715,400	61,682,950
50021	Half-Cent Sales Tax (Safety)	2,690,106	2,806,561	2,871,200	2,800,000
50100	Commercial Cannabis - Cultivation Tax	1,273,815	978,401	229,000	675,000
50101	Commercial Cannabis - Distribution Tax	864,130	765,766	124,000	725,000
50102	Commercial Cannabis - Manufacturing Tax	222,652	375,701	58,000	250,000
50103	Commercial Cannabis - Testing Facility Tax	34,120	5,708	5,000	5,000
50104	Adult-Use Retail Business Cannabis Tax	20,590,145	14,790,695	15,116,130	12,500,000
50022	Sales Tax Measure X	86,003,001	86,849,805	88,616,400	85,632,610
50117	Cannabis Shared Manufacturer	0	11,500	0	0
Total TAXES		315,916,438	321,196,350	322,132,820	322,196,880
TRANSFERS-IN					
59000	Transfer From Fund 029-Gax Tax	0	0	10,000	10,000
59000	Transfer From Fund 069	0	0	150,000	0
Total TRANSFERS-IN		0	0	160,000	10,000
USE OF MONEY					
58000	Earning On Investments	896,883	4,522,473	700,000	2,150,000
57361	Recreation Facility Rental	30,239	106,865	55,000	100,000
57362	Rental Of Stadium	95,522	186,005	175,000	160,000
57460	Jail Revenue Facility - PD	1,460	3,212	2,500	3,500
57462	Jail Revenue Facility - US Marshals	12,970,735	12,054,185	13,000,000	11,250,000
57463	Jail Revenue Facility - Bureau of Prisons	836,615	664,390	900,000	650,000
57464	Jail Revenue Facility - US Marshals San Diego	3,504,740	2,864,995	3,600,000	2,250,000
57960	Rental Of Property	203,156	191,110	224,000	205,000
57390	PRCSA Godinez High School	8,854	5,761	0	0
Total USE OF MONEY		18,548,205	20,598,996	18,656,500	16,768,500
TOTAL GENERAL FUND USES		384,820,741	402,580,891	400,938,670	406,527,340

City of Santa Ana

General Fund Expenditure Summary

Acct. Unit	DEPARTMENT & DIVISION	ACTUAL FY 21-22	ACTUAL FY 22-23	ADOPTED FY 23-24	PROPOSED FY 24-25
City Manager					
01103010	CITY MANAGER	1,886,993	2,647,971	2,844,680	3,663,160
01103017	CMO - SERVICE ENHANCEMENT	463,342	216,667	300,000	300,000
	Subtotal	2,350,335	2,864,637	3,144,680	3,963,160
City Council					
01104012	CITY COUNCIL LEGISLATIVE	528,335	839,595	1,021,070	1,078,970
	Subtotal	528,335	839,595	1,021,070	1,078,970
General Non-Dept					
01105015	GENERAL NON-DEPARTMENTAL	1,668,159	1,500,530	21,182,270	1,899,720
01105020	UNFUNDED LIABILITY (UAL)	46,344,699	38,876,473	30,665,470	36,644,110
	Subtotal	48,012,858	40,377,003	51,847,740	38,543,830
Interfund Transfers					
01106017	INTER-FUND XFERS - SRV ENHCMNT	1,081,870	1,081,870	1,081,870	1,081,870
01106019	GENERAL FUND: INTERFUND TRANSFERS	37,277,343	31,286,744	29,921,680	18,576,100
	Subtotal	38,359,213	32,368,614	31,003,550	19,657,970
City Clerk					
01107017	COTC - SERVICE ENHANCEMENT	207,147	159,056	201,440	240,350
01107031	CITY CLERK- ADMIN	890,361	1,249,893	2,209,710	1,694,220
	Subtotal	1,097,509	1,408,949	2,411,150	1,934,570
City Attorney					
01108017	CAO - SERVICE ENHANCEMENT	0	0	206,190	224,120
01108032	CITY ATTORNEY	2,416,731	2,981,755	4,159,690	4,276,230
	Subtotal	2,416,731	2,981,755	4,365,880	4,500,350
Human Resources					
01109017	HR - SERVICE ENHANCEMENT	116,401	5,580	0	0
01109050	HUMAN RESOURCES	2,861,679	2,281,002	2,763,240	2,808,350
01109051	HR EMPLOYEE RELATIONS-Service Enhancements	0	1,329,620	1,520,300	1,585,020
	Subtotal	2,978,080	3,616,201	4,283,540	4,393,370
Finance Department					
01110017	FMSA - SERVICE ENHANCEMENT	127,544	264,683	317,350	334,600
01110100	FIN/MGMT SVS-MANAGEMENT & SUPT	1,470,967	1,351,959	1,646,840	1,914,450
01110110	FIN/MGMT SVS-ACCOUNTING	2,530,727	3,496,975	3,119,020	3,294,160
01110115	FIN/MGMT SVS-PAYROLL	900,707	771,271	934,270	939,050
01110120	FIN/MGMT SVS-PURCHASING	781,338	1,444,953	1,626,540	1,784,470
01110130	FIN/MGMT SVS-TREAS/CUST SVS	2,414,249	2,478,109	2,441,530	2,777,090
01110131	FIN/MGMT SVS-MUNICIPAL UTILITY SERVICES	1,044,485	1,320,873	1,323,160	1,556,940
01110132	FIN/MGMT SVS-TAX AND LICENSING	0	480,162	565,160	667,400
	Subtotal	9,270,019	11,608,984	11,973,870	13,268,160
Library					
01111017	LIBRARY - SERVICE ENHANCEMENT	247,221	371,003	458,480	530,850
01111110	ADMINISTRATION	929,109	1,740,418	2,101,000	2,121,900

City of Santa Ana

General Fund Expenditure Summary

Acct. Unit	DEPARTMENT & DIVISION	ACTUAL FY 21-22	ACTUAL FY 22-23	ADOPTED FY 23-24	PROPOSED FY 24-25
01111120	LIBRARY- OUTREACH SERVICES	0	0	0	325,960
01111150	ADULT SERVICES	1,015,779	663,976	749,660	793,230
01111160	YOUTH SERVICES	884,377	980,727	1,144,940	1,179,380
01111180	YOUNG ADULT SERVICES	773,369	978,303	968,560	745,490
01111190	TECH & SUPPORT SVCS	1,687,623	1,734,245	1,969,870	2,219,420
Subtotal		5,537,478	6,468,671	7,392,510	7,916,230

Museum Fund

01112030	MUSEUM CAPITAL AND MAINTENANCE	1,473,170	2,566,833	1,674,210	1,715,320
Subtotal		1,473,170	2,566,833	1,674,210	1,715,320

Parks, Rec. & Community Services

01113017	PRCSA - SERVICE ENHANCEMENT	5,419,691	1,493,958	2,810,130	3,853,670
01113200	PRCSA - ADMINISTRATION	1,413,657	1,012,415	1,170,920	1,198,850
01113220	PRCSA - ZOO	1,777,854	2,596,553	2,978,240	3,380,110
01113230	PRCSA - RECREATION & COMM. SVC	4,865,118	7,616,809	8,247,700	7,651,330
01113250	PRCSA - PARK FACILITIES	8,578,341	0	0	0
Subtotal		22,054,661	12,719,734	15,206,990	16,083,960

Police Department

01114017	PD - SERVICE ENHANCEMENT	3,788,917	4,457,848	4,696,570	5,182,410
01114400	OFFICE OF THE CHIEF OF POLICE	1,478,978	1,541,852	1,593,880	1,901,360
01114401	FISCAL & BUDGET	1,652,767	1,110,554	1,206,840	1,196,720
01114402	HUMAN RESOURCES	654,221	1,487,509	1,233,250	1,378,280
01114403	BUILDING & FACILITY	5,103,794	4,689,312	4,272,590	4,754,440
01114404	BACKGROUNDS	1,341,960	1,801,886	1,506,700	2,052,680
01114405	TRAFFIC	7,592,519	8,118,700	8,305,640	8,724,420
01114410	TRAINING SERVICES	2,261,380	2,667,809	2,711,120	2,828,620
01114415	INTERNAL AFFAIRS	1,519,891	1,847,262	1,604,780	1,725,500
01114420	FIELD OPERATIONS	55,096,954	53,637,499	58,394,330	63,050,070
01114421	PD ATHLETIC & ACTIVITY LEAGUE	113,941	601,940	603,030	735,380
01114425	INFORMATION SERVICES	1,519,311	1,944,627	1,774,620	1,856,050
01114430	ANIMAL SERVICES	0	0	0	3,791,480
01114435	CRIMINAL INVESTIGATIONS-SERVICE ENHANCEMENT	8,349,447	8,954,121	8,601,340	9,947,840
01114440	CRIMES AGAINST PERSONS	6,445,118	5,216,781	4,835,490	8,800,690
01114441	METROPOLITAN DIVISION-SERVICE ENHANCEMENT	5,593,130	5,513,345	5,995,900	0
01114445	SPECIAL INVESTIGATIONS	2,002,975	2,345,502	2,229,650	4,186,290
01114448	EVIDENCE	899,763	917,379	942,620	1,033,550
01114450	CDC	1,271,052	1,494,904	1,264,340	1,322,790
01114455	FORENSIC SERVICES	2,329,984	2,326,984	2,632,660	3,048,680
01114460	RECORDS SERVICES	1,772,211	1,594,773	2,081,660	2,247,430
01114465	COMMUNICATIONS-SERVICE ENHANCEMENT	6,718,267	6,751,116	7,118,490	8,415,220
01114470	VICE/NARCOTICS-SERVICE ENHANCEMENT	423,358	473,908	591,550	502,510
01114471	INVESTIGATIONS SUPPORT SERVICE-SERVICE ENHANCEMENT	1,603,267	1,150,058	950,110	986,070
01114475	JAIL OPERATIONS	18,756,769	18,666,627	21,000,590	22,110,040

City of Santa Ana

General Fund Expenditure Summary

Acct. Unit	DEPARTMENT & DIVISION	ACTUAL FY 21-22	ACTUAL FY 22-23	ADOPTED FY 23-24	PROPOSED FY 24-25
01114480	REGIONAL NARCOTIC SUPPRESSION	102,726	301,186	221,350	272,140
01114485	HOMELAND SECURITY & EMERGENCY MANAGEMENT	316,126	288,954	248,980	286,870
01114490	TOBACCO RETAIL LICENSE PRG	93,656	46,550	187,470	207,500
Subtotal		138,802,483	139,948,988	146,805,550	162,545,030

Fire & Emergency Medical Services

01115017	FIRE - SERVICE ENHANCEMENT	8,453,649	9,159,578	14,187,400	14,681,740
01115330	FIRE SUPPRESSION/EMS	42,230,697	42,996,867	42,295,660	43,155,630
Subtotal		50,684,346	52,156,445	56,483,060	57,837,370

Planning & Building

01116017	PBA - SERVICE ENHANCEMENT	211,892	298,661	323,620	470,150
01116500	PLNG & BLG AGY-ADMINISTRATION	2,305,045	2,543,608	2,687,490	3,057,670
01116510	PLNG & BLG AGY-PLANNING	2,390,334	1,885,409	3,537,740	3,401,230
01116520	PLNG & BLG AGY-PERMIT & INS SV	1,900,481	2,226,758	2,923,050	3,031,400
01116530	PLNG & BLG AGY-PERMIT & PLN CK	2,441,859	2,695,819	3,568,140	3,688,380
01116540	PLNG & BLG AGY-COMM PRESERVA	1,413,540	1,632,624	2,366,450	3,159,820
01116550	PROACTIV RENTL ENFORCEMENT PRG	711,885	782,511	876,320	923,750
01116560	NEIGHBORHOOD INITIATIVES PROGR	506,023	598,655	604,080	998,810
01116570	ANIMAL SERVICES	3,202,393	4,084,423	3,259,330	0
Subtotal		15,083,453	16,748,469	20,146,220	18,731,210

Public Works

01117017	PWA - SERVICE ENHANCEMENT	1,671,009	4,171,499	5,065,240	6,408,820
01117605	PUB WKS-CITY FCLTIES LIC AGRMT	9,699	55,062	45,000	45,610
01117606	PUB WKS DEVELOPMENT ENGINEERING	550,000	582,053	550,000	550,000
01117611	PWA - Construction Engineering	0	1,901,804	2,535,340	2,404,940
01117612	CIP Engineering	0	0	500,000	1,400,000
01117620	PUB WKS-TRAFFIC/TRANSPORTATION ENGINEERING-SERVICE ENHANCEMENT	2,803,996	4,261,397	5,703,110	6,620,160
01117621	PUB WKS-Bus Shelter Program – Service Enhancement	311,111	977,106	0	0
01117622	PWA RIGHT-OF-WAY	0	40,440	1,180,000	100,000
01117625	PUB WKS-ROADWAY MARKING/SIGNS	600,750	596,166	850,220	607,010
01117626	PUB WKS-SIDEWALKS-SERVICE ENHANCEMENT	500,000	1,000,000	1,500,000	1,100,000
01117630	PUB WKS-STREET LIGHT MAINTENAN- SERVICE ENHANCEMENT	3,084,920	3,173,602	3,358,000	3,293,190
01117642	PUB WKS-GRAFFITI ABATEMENT PROGRAM	1,642,448	2,085,339	2,146,170	2,170,940
01117643	PUB WKS-Pub Works Trees – Service Enhancement	3,726,652	3,807,727	4,298,080	4,623,390
01117644	PUB WKS-CROSSING GUARD-SERVICE ENHANCEMENT	930,187	912,773	1,063,030	1,072,880
01117650	PUB WKS-SARTC MAINTENANCE-SERVICE ENHANCEMENT	147	423,428	0	0
01117651	PARK MAINTENANCE SERV ENHCMENT	33,197	12,211,063	13,395,140	13,384,600
01117652	PWA - PARK SERVICE ENHANCEMENT	0	3,946,604	4,386,620	4,687,260
01117660	PWA_ Road Maintenance	0	550,319	3,500,000	3,500,000
Subtotal		15,864,116	40,696,381	50,075,950	51,968,800

City of Santa Ana**General Fund Expenditure Summary**

Acct. Unit	DEPARTMENT & DIVISION	ACTUAL FY 21-22	ACTUAL FY 22-23	ADOPTED FY 23-24	PROPOSED FY 24-25
Community Development					
01118017	CDA - SERVICE ENHANCEMENT	1,111,191	1,097,087	3,836,630	1,051,660
01118810	ECONOMIC DEVELOPMENT	1,634,996	3,651,078	1,253,120	1,986,860
01118811	HOMELESS SERVICES-SERVICE ENHANCEMENT	352,104	230,453	547,920	717,610
01118812	CDA ADMIN-SERVICE ENHANCEMENT	240,735	402,294	274,040	296,630
01118825	SALES TAX REBATE AGREEMENT	451,974	275,000	275,000	275,000
	Subtotal	3,791,000	5,655,913	6,186,710	4,327,760
	TOTAL GENERAL FUND USES	358,303,787	373,027,173	414,022,680	408,466,060

City of Santa Ana Measure X
Fiscal Year Ended June 30, 2025

Category	Description	Department Responsible	Recurring costs identified in Prior Fiscal Years	Recurring costs identified in FY24-25	One-time costs identified in FY24-25	Total plan spending
Addressing Homelessness	Public Safety Response - Homelessness (Labor)	PD	7,000,000			7,000,000
Addressing Homelessness	Public Safety Response - Homelessness (Contractual and Other)	PD	1,200,000			1,200,000
Addressing Homelessness	QOLT Clean-Up Contract Homeless Services	PWA	500,000			500,000
Addressing Homelessness	Homeless Outreach & Engagement	CDA	617,610			617,610
Addressing Homelessness	Navigation Center Maintenance	CDA	-	100,000		100,000
Addressing Homelessness	QOLT Clean-Up Staffing (2 Maint Workers II + Sanitation Inspect II)	PWA	577,710			577,710
Addressing Homelessness	Code Enforcement Officers (2)	PBA	349,020			349,020
Fixing Streets	Streetlight Pole work - Under lit Areas	PWA	1,000,000			1,000,000
Fixing Streets	Alley improvement program	PWA	1,500,000			1,500,000
Fixing Streets	Sidewalk and/or Street Repair	PWA	1,000,000			1,000,000
Fixing Streets	Traffic Calming	PWA	1,000,000			1,000,000
Fixing Streets	Pavement Maintenance	PWA	2,000,000			2,000,000
Fixing Streets	Median Landscaping	PWA	500,000			500,000
Fixing Streets	Maintain Asphalt Pothole Repair Services	PWA	-	100,000		100,000
Fixing Streets	Two Traffic Signals: Segerstrom Ave/Raitt St & Segerstrom Ave/Flower St	PWA	-		1,300,000	1,300,000
Fixing Streets	Bristol Street Rehab Completion	PWA	-		680,000	680,000
Maintain Effective 9-1-1 Response	Funding for additional police officers, traffic collision investigators; office assistants to relieve police officers stand-by pay, cash-outs and related benefits	PD	5,182,410			5,182,410
Maintain Effective 9-1-1 Response	Police Department Overtime	PD	1,500,000			1,500,000
Maintain Effective 9-1-1 Response	Public Safety Specialized Units: Criminal Investigations; Metro Division; Communications; Vice; and Investigations and Support Service	PD	2,578,695			2,578,695
Maintain Effective 9-1-1 Response	Ambulance Service Contract increase to maintain service level	FMSA	2,052,340			2,052,340
Maintain Effective 9-1-1 Response	Human Resources Technician dedicated to Police Recruiting	HR	103,000			103,000
Maintaining Parks	Park Maintenance and Repairs / Master Plan	PRCSA/PWA	4,627,860	175,000		4,802,860
Maintaining Parks	Armed Security for Parks	PRCSA/PWA	1,900,000			1,900,000
Maintaining Parks	Park Facilities - Personnel	PWA	1,446,170			1,446,170
Maintaining Parks	Park Ambassador	PRCSA	300,000			300,000
Maintaining Parks	Parkland Feasibility Study, including Washington Square	PWA	300,000			300,000
Retaining Firefighters	Orange County Fire contract increase to maintain service level	FMSA	12,629,400			12,629,400
Youth Services	Zoo and Recreation Personnel	PRCSA	520,370			520,370
Youth Services	Zoo Contract & Supply Enhancements	PRCSA	776,500	116,300		892,800
Youth Services	Zoo North Wall	PRCSA	-		1,200,000	1,200,000
Youth Services	Rehab Zoo Walkways	PRCSA	-		400,000	400,000
Youth Services	Crossing Guard	PWA	220,000	-		220,000
Youth Services	Librarians and administrative Support (Personnel)	Library	530,850			530,850
Youth Services	Youth Employment Program	CDA	100,000			100,000
Youth Services	Sports & Rec Equipment Lending + Additional Programming	PRCSA	200,000			200,000
Subtotal Before Unrestricted Purposes			52,211,935	491,300	3,580,000	56,283,235

City of Santa Ana Measure X
Fiscal Year Ended June 30, 2025

Category	Description	Department Responsible	Recurring costs identified in Prior Fiscal Years	Recurring costs identified in FY24-25	One-time costs identified in FY24-25	Total plan spending
Unrestricted General Revenue Purpose	FY18-19 Budget Deficit - Planned Use of General Fund Reserve	FMSA	10,200,000			10,200,000
Unrestricted General Revenue Purpose	FY18-19 Budget Deficit - Planned Staff Savings not implemented	FMSA	1,500,000			1,500,000
Unrestricted General Revenue Purpose	New Debt Payments for Purchase of Streetlights	PWA	800,000			800,000
Unrestricted General Revenue Purpose	Street Tree Maintenance (Tree-Trimming)	PWA	678,330			678,330
Unrestricted General Revenue Purpose	Universal Legal Defense Fund for Dreamers & Parents	CMO	300,000			300,000
Unrestricted General Revenue Purpose	Public Meeting Software & ADA Captioning	COTC	50,000			50,000
Unrestricted General Revenue Purpose	Sales Tax Rebate - Volvo & Tac Energy	CDA	725,000			725,000
Unrestricted General Revenue Purpose	Santa Ana Regional Transportation Center Subsidy and Maintenance	PWA	1,100,000			1,100,000
Unrestricted General Revenue Purpose	Support for Utility Billing, Business Retention and HR - Administrative	FMSA	798,000			798,000
Unrestricted General Revenue Purpose	Principal HR Analyst	HR	75,100			75,100
Unrestricted General Revenue Purpose	Permit Service Technician- PBA salaries	PBA	121,130			121,130
Unrestricted General Revenue Purpose	Engineering Salaries for review of Plan Checks and Permits	PWA	550,000			550,000
Unrestricted General Revenue Purpose	Vietnamese Community Liaison	CMO	150,000			150,000
Unrestricted General Revenue Purpose	Part-Time staff salaries	CMO	85,120			85,120
Unrestricted General Revenue Purpose	Executive Assistance	CMO	121,100			121,100
Unrestricted General Revenue Purpose	(1) Full-time staff attorney position	CAO	224,120			224,120
Unrestricted General Revenue Purpose	Protected Bike Lane sweeping program	PWA	150,000			150,000
Unrestricted General Revenue Purpose	Support for City Clerk	COTC	190,350			190,350
Unrestricted General Revenue Purpose	Increase the City Events budget	PRCSA	340,500	375,000		715,500
Unrestricted General Revenue Purpose	Graffiti Arts Program	CDA	100,000			100,000
Unrestricted General Revenue Purpose	Arts & Culture Event Sponsorship Program / Arts Funding	CDA	200,000	120,000		320,000
Unrestricted General Revenue Purpose	Economic Dev. Spec. I	CDA	124,000			124,000
Unrestricted General Revenue Purpose	City Council, Contract Vendor Personnel Services	COTC	420,000			420,000
Unrestricted General Revenue Purpose	PWA Graffiti Abatement Service Enhancement (Graffiti Removal)	PWA	921,000			921,000
Unrestricted General Revenue Purpose	DTSA Parking Subsidy	CDA	-		1,658,000	1,658,000
Unrestricted General Revenue Purpose	Fleet Operating Support - Operating supplies	PWA		36,910		36,910
Unrestricted General Revenue Purpose	Electrical feeder upgrades (SCE) and Electrical Panel at City Yard	PWA	-		1,000,000	1,000,000
Unrestricted General Revenue Purpose	Fleet Electrification Master Plan	PWA			100,000	100,000
Unrestricted General Revenue Purpose	City Yard Operations - Strategic Master Plan	PWA			400,000	400,000
Unrestricted General Revenue Purpose	City Yard Deferred Facility Maintenance Repairs	PWA			250,000	250,000
Unrestricted General Revenue Purpose	City Yard Car Wash Rehab	PWA			250,000	250,000
Unrestricted General Revenue Purpose	City Yard Digital Media Billboard	PWA			375,000	375,000
Unrestricted General Revenue Purpose	City Yard - Rehab Ice Making Room	PWA			65,000	65,000
Unrestricted General Revenue Purpose	Upgrade Fueling Station Software for City Fleet Tracking	PWA			250,000	250,000
Unrestricted General Revenue Purpose	Funding for 5 ARPA Positions (6 Months)	PWA			319,650	319,650
Unrestricted General Revenue Purpose	Bus Shelter Maintenance	PWA		250,000		250,000
Unrestricted General Revenue Purpose	Vehicle replacement for building maintenance	PWA			67,000	67,000
Unrestricted General Revenue Purpose	Future Pension Stabilization (115 Trust)	Multiple	-		4,000,000	4,000,000
Subtotal Unrestricted Purposes			19,923,750	781,910	8,734,650	29,440,310
Totals			\$ 72,135,685	\$ 1,273,210	\$ 12,314,650	\$ 85,723,545

CANNABIS FUND - YOUTH SERVICES

YOUTH SERVICES (47%)	FY 2024-25
Book Mobile	92,070
Digital Subscriptions & Content	226,810
Hotspots and Chromebooks Data Plans	292,350
Library Staffing & Support	301,700
Library Youth Programs/Events	97,070
Recreation & Zoo Staffing Support	2,068,390
Zoo and You	90,300
Zoo Nature Center	62,780
Aquatics	73,660
Aquatics Maintenance	40,000
Teen Excursions	173,560
Recreation Mobile, Events & Youth Programs	34,260
Internship Program Wages & Support	627,240
Camp Operations	40,000
Salgado Gym Protective Flooring	100,000
Children's Zoo	100,000
TOTAL FY 2024-25 PROPOSED BUDGET	4,420,190
TOTAL FY 2023-24 ADOPTED BUDGET	4,182,410

CANNABIS FUND - ENFORCEMENT SERVICES

ENFORCEMENT SERVICES (53%)	FY 2024-25
City Attorney Staffing & Support	285,740
Code Enforcement Staffing & Support	1,088,090
Code Enforcement Equip/Supply	56,130
Police Staffing & Support	1,831,540
Police Contracts & Equip/Supply	246,940
Evidence Warehouse	233,400
Body Worn Camera Program (Year 3 of 5)	1,029,150
Finance Collections Staffing & Support	124,970
Cannabis Auditing Contracts	120,550
TOTAL FY 2024-25 PROPOSED BUDGET	5,016,510
TOTAL FY 2023-24 ADOPTED BUDGET	5,627,490

**Estimated Spendable Fund Balance Summary
Fiscal Year 2024-2025**

Fund Number	Fund Name	Beginning Balance	FY 24-25 Revenues	FY 24-25 Transfers In	FY 24-25 Total Resources	FY 24-25 Expenditures	FY 24-25 Transfers Out	FY 24-25 Total Uses	Change in Fund Balance	Estimated Ending Fund Balance
GENERAL FUND										
011	GENERAL FUND	101,798,440	406,517,340	10,000	406,527,340	(375,665,770)	(32,800,290)	(408,466,060)	(1,938,720)	99,859,720
	General Fund Total	101,798,440	406,517,340	10,000	406,527,340	(375,665,770)	(32,800,290)	(408,466,060)	(1,938,720)	99,859,720
SPECIAL REVENUE - GENERAL FUND										
012	CANNABIS PUBLIC BENEFIT FUND	2,198,031	-	9,436,700	9,436,700	(9,436,700)	-	(9,436,700)	-	2,198,031
016	CASP CERTIFICATION & TRAINING	432,983	85,000	-	85,000	(85,000)	-	(85,000)	-	432,983
021	CATV FUND	1,826,411	252,830	-	252,830	(250,000)	-	(250,000)	2,830	1,829,241
022	PRCSA / LIBRARY FEE & DONATION	12,401	5,000	-	5,000	(67,650)	-	(67,650)	(62,650)	(50,249)
051	CAPITAL OUTLAY FUND	868,876	1,043,500	292,780	1,336,280	(1,077,000)	-	(1,077,000)	259,280	1,128,156
053	CITY SERVICES	1,966,424	3,340,710	-	3,340,710	(3,340,710)	-	(3,340,710)	-	1,966,424
110	STRONG MOTION INSTRUMENTATION	107,208	16,000	-	16,000	(16,000)	-	(16,000)	-	107,208
111	OPIOID REMEDIATION	149,242	789,700	-	789,700	(1,456,450)	-	(1,456,450)	(666,750)	(517,508)
120	FIRE FACILITIES FUND	181,549	684,970	-	684,970	(866,520)	-	(866,520)	(181,550)	(1)
121	SPECIAL REPAIR/DEMOLITION	707,777	100,000	-	100,000	(100,000)	-	(100,000)	-	707,777
	Special Revenue - General Fund Total	8,450,902	6,317,710	9,729,480	16,047,190	(16,696,030)	-	(16,696,030)	(648,840)	7,802,062
GRANT FUNDS										
031	AIR QUALITY IMPR. (AB 2766)	59,521	417,200	-	417,200	(469,620)	(5,930)	(475,550)	(58,350)	1,171
122	EMERGENCY & HEALTH GRANTS	329,962	3,207,750	-	3,207,750	(823,190)	(11,270)	(834,460)	2,373,290	2,703,252
123	WORKFORCE INVESTMENT ACT	37,718	2,900,730	-	2,900,730	(2,693,910)	(38,510)	(2,732,420)	168,310	206,028
124	ORANGE COUNTY SSA GRANTS	2,367	838,960	-	838,960	(830,000)	(8,960)	(838,960)	-	2,367
125	OES UASI	(161,794)	521,000	-	521,000	(521,020)	-	(521,020)	(20)	(161,814)
127	D.O.J. GRANT FUND	45,171	95,000	-	95,000	(95,000)	-	(95,000)	-	45,171
128	POLICE BLOCK GRANTS	773,946	1,005,000	-	1,005,000	(1,005,000)	-	(1,005,000)	-	773,946
130	HOME PROGRAM FEDERAL GRANT	530,635	2,018,290	-	2,018,290	(1,598,590)	(8,080)	(1,598,670)	419,620	950,255
135	COMMUNITY DEV BLOCK GRANT	247,976	5,606,020	-	5,606,020	(5,856,650)	(79,990)	(5,936,640)	(330,620)	(82,644)
136	HOUSING AUTHORITY-VOUCHER HAP	721,897	51,000,000	-	51,000,000	(51,300,000)	-	(51,300,000)	(300,000)	421,897
137	HOUSING AUTHORITY- MAINSTREAM	(450,000)	2,500,000	-	2,500,000	(2,500,000)	-	(2,500,000)	-	(450,000)
138	HOUSING AUTHORITY- MS5	36,510	4,200,000	-	4,200,000	(4,200,000)	-	(4,200,000)	-	36,510
139	HOUSING AUTHORITY-NEW CONSTR	30,171	244,730	-	244,730	(315,370)	(200)	(315,570)	(70,840)	(40,669)
140	HOUSING AUTHORITY-VOUCHER ADM	2,814,245	5,487,580	-	5,487,580	(6,260,420)	(77,330)	(6,337,750)	(850,170)	1,964,075
143	CALHOME MFGD HSG LOAN	17,379	68,000	-	68,000	(17,390)	-	(17,390)	50,610	67,989
144	PRISON TO EMPLOYMENT PROGRAM	-	570,770	-	570,770	(570,770)	-	(570,770)	-	-
145	RENTAL REHABILITATION GRANT	358,062	490	-	490	-	-	-	490	358,552
158	PLANNING GRANTS PROGRAM	7,107,421	152,490	-	152,490	(248,930)	-	(248,930)	(96,440)	7,010,981
165	OFFICE OF SAFETY GRANT	262,565	160,000	-	160,000	(160,000)	-	(160,000)	-	262,565
169	RECREATION GRANTS FUND	195,218	308,850	-	308,850	(439,070)	-	(439,070)	(130,220)	64,998
179	ARPA EHV HAP	567,221	1,850,000	-	1,850,000	(1,850,000)	-	(1,850,000)	-	567,221
180	ARPA EHV ADMIN FEES	64,924	205,200	-	205,200	(183,910)	-	(183,910)	21,290	86,214
181	AMERICAN RESCUE PLAN ACT	85,598,553	-	-	-	(3,664,380)	-	(3,664,380)	(3,664,380)	81,934,173
182	HOME-ARP PROGRAM FEDERAL GRANT	(15,506)	64,090	-	64,090	(64,090)	-	(64,090)	-	(15,506)
183	ARPA - CA FOR ALL YOUTH WDP	0	1,165,940	-	1,165,940	(1,237,580)	-	(1,237,580)	(71,640)	(71,640)
	Grant Funds Total	99,174,162	84,588,090	-	84,588,090	(86,896,890)	(230,270)	(87,127,160)	(2,539,070)	96,635,092

**Estimated Spendable Fund Balance Summary
Fiscal Year 2024-2025**

Fund Number	Fund Name	Beginning Balance	FY 24-25 Revenues	FY 24-25 Transfers In	FY 24-25 Total Resources	FY 24-25 Expenditures	FY 24-25 Transfers Out	FY 24-25 Total Uses	Change in Fund Balance	Estimated Ending Fund Balance
OTHER RESTRICTED FUNDS										
020	OTS-TRAFFIC OFFENDER PROGRAM	27,746	13,280	-	13,280	(35,000)	-	(35,000)	(21,720)	6,026
023	INMATE WELFARE FUND	1,282,342	545,000	-	545,000	(1,456,500)	-	(1,456,500)	(911,500)	370,842
024	POLICE ACTIVITIES & PROGRAMS	(235,295)	767,120	-	767,120	(782,620)	-	(782,620)	(15,500)	(250,795)
025	IDB & EZ VOUCHER MONITORING	179,400	2,000	-	2,000	-	-	-	2,000	181,400
029	SPECIAL GAS TAX	1,685,546	15,696,070	-	15,696,070	(8,103,240)	(8,073,750)	(16,176,990)	(480,920)	1,204,626
074	CIVIC CENTER MAINTENANCE	(206,536)	2,143,500	-	2,143,500	(2,132,400)	(11,100)	(2,143,500)	-	(206,536)
133	HOUSING AUTHORITY-ISSUER FEE	2,519,990	76,440	-	76,440	(1,025,300)	(1,100)	(1,026,400)	(949,960)	1,570,030
166	US DOJ ASSET FORFEITURE FUND	670,939	-	-	-	(600,000)	-	(600,000)	(600,000)	70,939
167	US TREASURY ASSET FORFEITURE	52,921	-	-	-	(100,000)	-	(100,000)	(100,000)	(47,079)
177	EMERGENCY RENTAL ASSISTANCE PG	612,726	-	-	-	(141,630)	-	(141,630)	(141,630)	471,096
185	RENT STABILIZATION	421,360	1,452,700	-	1,452,700	(2,951,380)	-	(2,951,380)	(1,498,680)	(1,077,320)
417	CDA INCLUSIONARY HOUSING FEE	3,497,592	71,500	-	71,500	(2,345,930)	(10,380)	(2,356,310)	(2,284,810)	1,212,782
607	HOUSING AUTHORITY LMIHF	4,033,280	660,500	-	660,500	(459,170)	(10,140)	(469,310)	191,190	4,224,470
655	2018 SERIES TAX ALLOC BOND	-	-	11,869,190	11,869,190	(11,869,190)	-	(11,869,190)	-	-
670	COSA RDA	565,893	-	116,260	116,260	(123,580)	-	(123,580)	(7,320)	558,573
671	COSA RDA OBLIGATION RETIREMENT	10,964,167	12,216,930	-	12,216,930	(231,480)	(11,985,450)	(12,216,930)	-	10,964,167
Other Restricted Funds Total		26,072,071	33,645,040	11,985,450	45,630,490	(32,357,420)	(20,091,920)	(52,449,340)	(6,818,850)	19,253,221
ENTERPRISE FUNDS										
027	PARKING FUND	3,138,317	3,458,100	1,658,000	5,116,100	(5,070,190)	(780)	(5,070,970)	45,130	3,183,447
056	SANITARY SEWER SERVICE	7,648,865	9,806,000	-	9,806,000	(9,438,160)	(2,296,200)	(11,734,360)	(1,928,360)	5,720,505
057	FED CLEAN WATER PROTECTION ENT	5,829,711	915,000	2,700,360	3,615,360	(3,380,490)	(200,000)	(3,580,490)	34,870	5,864,581
060	WATER REVENUE	236,696	72,369,640	-	72,369,640	(70,864,890)	(1,280,800)	(72,145,690)	223,950	460,646
067	REGIONAL TRANSP CENTER	303,575	687,490	1,081,870	1,769,360	(1,811,610)	-	(1,811,610)	(42,250)	261,325
068	SANITATION FUND	4,064,395	6,256,000	200,000	6,456,000	(8,659,930)	-	(8,659,930)	(2,203,930)	1,860,465
069	REFUSE COLLECTION SERVICE	7,514,209	23,290,230	-	23,290,230	(21,555,320)	(3,644,440)	(25,199,760)	(1,909,530)	5,604,679
Enterprise Funds Total		28,735,768	116,782,460	5,640,230	122,422,690	(120,780,590)	(7,422,220)	(128,202,810)	(5,780,120)	22,955,648
INTERNAL SERVICE FUNDS										
070	EQUIPMENT REPLACEMENT FUND	3,730,137	2,048,240	-	2,048,240	(3,458,320)	-	(3,458,320)	(1,410,080)	2,320,057
073	BUILDING MAINT FUND	1,416,746	6,323,070	-	6,323,070	(6,581,470)	-	(6,581,470)	(258,400)	1,158,346
075	FLEET MAINTENANCE/STORES	749,697	6,127,100	-	6,127,100	(6,783,500)	-	(6,783,500)	(656,400)	93,297
080	LIABILITY AND PROPERTY INS FND	13,954,070	11,847,130	4,654,820	16,501,950	(16,501,950)	-	(16,501,950)	-	13,954,070
081	EMPLOYEE GROUP INSURANCE	562,683	29,068,520	2,534,580	31,603,100	(31,100,470)	-	(31,100,470)	502,630	1,065,313
082	WORKERS COMPENSATION FUND	18,304,735	10,039,980	-	10,039,980	(10,037,640)	-	(10,037,640)	2,340	18,307,075
085	CITY YARD OPERATION	(692,853)	3,260,020	-	3,260,020	(3,061,190)	-	(3,061,190)	198,830	(494,023)
086	PUB WKS ENG/PROJ MGMT	40,266	6,734,440	-	6,734,440	(6,621,230)	(113,210)	(6,734,440)	-	40,266
101	PUB WKS-ADMIN & PLANNING	1,935,550	9,125,580	-	9,125,580	(10,129,730)	(94,470)	(10,224,200)	(1,098,620)	836,930
109	INFO SYS STRATEGIC PLAN	4,193,139	10,746,710	-	10,746,710	(14,373,920)	-	(14,373,920)	(3,627,210)	565,929
Internal Service Funds Total		44,194,170	95,320,790	7,189,400	102,510,190	(108,649,420)	(207,680)	(108,857,100)	(6,346,910)	37,847,260

**Estimated Spendable Fund Balance Summary
Fiscal Year 2024-2025**

Fund Number	Fund Name	Beginning Balance	FY 24-25 Revenues	FY 24-25 Transfers In	FY 24-25 Total Resources	FY 24-25 Expenditures	FY 24-25 Transfers Out	FY 24-25 Total Uses	Change in Fund Balance	Estimated Ending Fund Balance
CAPITAL PROJECT FUNDS										
032	MEASURE M-STREET CONSTRUCTION	25,580,269	6,962,060	-	6,962,060	(6,722,280)	-	(6,722,280)	239,780	25,820,049
034	NEW TRANSP SYS IMPR AREA E	242,034	-	-	-	(242,030)	-	(242,030)	(242,030)	4
035	NEW TRANSP SYS IMPR AREA F	170,315	-	-	-	(170,310)	-	(170,310)	(170,310)	5
054	SANITARY SEWER CAPITAL	87,102	50,000	2,000,000	2,050,000	(2,000,000)	-	(2,000,000)	50,000	137,102
055	SEWER CONNECTION FEE	1,245,993	1,580,000	-	1,580,000	-	-	-	1,580,000	2,825,993
058	RESIDENTIAL STREET IMPROVEMENT	5,479,702	652,000	-	652,000	(481,200)	-	(481,200)	170,800	5,650,502
059	SELECT STREET CONSTRUCTION	10,846,025	-	10,560,560	10,560,560	(13,919,690)	-	(13,919,690)	(3,359,130)	7,486,895
148	TRAFFIC SYSTEM MGMT GRANT	9,288,543	-	-	-	(5,551,000)	-	(5,551,000)	(5,551,000)	3,737,543
221	LOCAL DRAINAGE AREA I	1,084,927	-	-	-	(118,250)	-	(118,250)	(118,250)	966,677
404	COSA 2014 LEASE FINANCING	71,222	-	735,100	735,100	(735,100)	-	(735,100)	-	71,222
Capital Project Funds Total		54,096,133	9,244,060	13,295,660	22,539,720	(29,939,860)	-	(29,939,860)	(7,400,140)	46,695,993
DEBT SERVICE FUND										
406	2021 PENSION OBLIGATION BONDS	34,100	-	12,902,160	12,902,160	(12,902,110)	-	(12,902,110)	50	34,150
Debt Service Fund Total		34,100	-	12,902,160	12,902,160	(12,902,110)	-	(12,902,110)	50	34,150
GRAND TOTAL - ALL FUNDS \$ 362,555,745 \$ 752,415,490 \$ 60,752,380 \$ 813,167,870 \$ (783,888,090) \$ (60,752,380) \$ (844,640,470) \$ (31,472,600) \$ 331,083,145										

WORKFORCE CHANGES

Organizational Chart

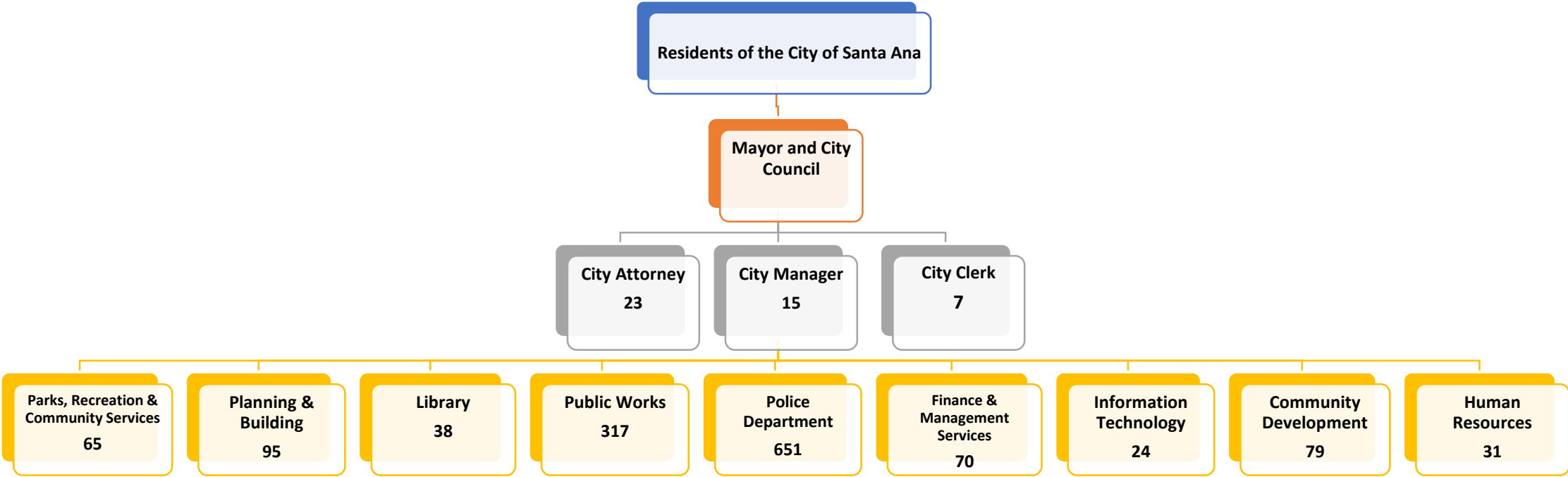
Workforce Changes - Additions and Deletions

Workforce Changes - Reallocations



FY 24-25 ORGANIZATION CHART

FULL-TIME EMPLOYEES



FY 24-25 Total Funded FT Positions : 1,415



**Proposed Full-Time Workforce Changes - FY 24-25
Organizational Changes - Additions/Deletions**

Department	Qty.	Position	Fiscal Impact	General Fund	Non-General Fund	Value in months for FY 23-24	Annual Value
City Attorney	1	Senior Legal Management Analyst	109,790	109,790		9 mos	146,387
	1		109,790	109,790	-		146,387

Department	Qty.	Position	Fiscal Impact	General Fund	Non-General Fund	Value in months for FY 23-24	Annual Value
City Manager	(1)	Equity and Inclusion Coordinator	(130,090)		(130,090)	12 mos	(130,090)
	(1)		(130,090)	-	(130,090)		(130,090)

Department	Qty.	Position	Fiscal Impact	General Fund	Non-General Fund	Value in months for FY 23-24	Annual Value
Community Development	1	Housing Authority Coordinator	164,160		164,160	12 mos	164,160
	1	Senior Housing Specialist	123,240		123,240	12 mos	123,240
	1	Economic Development Specialist I	95,920	95,920		9 mos	127,890
	1	Economic Development Specialist II*	141,600	141,600		12 mos	141,600
	1	Workforce Specialist I	71,640		71,640	9 mos	95,520
	2	Workforce Specialist III	167,220		167,220	9 mos	222,960
	7		763,780	237,520	526,260		875,370

* Underfill with Economic Development Specialist I

Department	Qty.	Position	Fiscal Impact	General Fund	Non-General Fund	Value in months for FY 23-24	Annual Value
Finance & Management Services	1	Customer Service Representative	97,570	97,570		12 mos	97,570
	1		97,570	97,570	-		97,570

Department	Qty.	Position	Fiscal Impact	General Fund	Non-General Fund	Value in months for FY 23-24	Annual Value
Human Resources	(1)	Human Resources Analyst	(127,650)		(127,650)	12 mos	(127,650)
	(1)		(127,650)	-	(127,650)		(127,650)

**Proposed Full-Time Workforce Changes - FY 24-25
Organizational Changes - Additions/Deletions**

Department	Qty.	Position	Fiscal Impact	General Fund	Non-General Fund	Value in months for FY 23-24	Annual Value
Parks, Recreation, and Community Services	1	Zoo Keeper II	71,380	71,380		9 mos	95,170
	1		71,380	71,380	-		95,170
Department	Qty.	Position	Fiscal Impact	General Fund	Non-General Fund	Value in months for FY 23-24	Annual Value
Planning and Building	(1)	Permit Services Technician	(113,710)		(113,710)	12 mos	(113,710)
	(1)	Assistant Plan Check Engineer	(157,170)		(157,170)	12 mos	(157,170)
	(1)	Management Analyst	(130,090)		(130,090)	12 mos	(130,090)
	(1)	Assistant Planner I	(118,040)		(118,040)	12 mos	(118,040)
	(4)		(519,010)	-	(519,010)		(519,010)
Department	Qty.	Position	Fiscal Impact	General Fund	Non-General Fund	Value in months for FY 23-24	Annual Value
Police Department	3	Police Services Dispatcher	255,840	255,840		9 mos	341,120
	3	Forensic Specialist I	262,140	262,140		9 mos	349,520
	1	Police Investigative Specialist	83,540	83,540		9 mos	111,390
		Police Service Officer*	77,620	77,620		9 mos	103,490
		Freeze 5 Sworn Positions	(679,140)	(679,140)			(815,850)
	7		-	-	-		89,670
		<i>* Unfreeze Police Service Officer - Accounted for in FY 23-24 Authorized Headcount</i>					
Department	Qty.	Position	Fiscal Impact	General Fund	Non-General Fund	Value in months for FY 23-24	Annual Value
Public Works	1	Building Maintenance Technician	75,830	75,830		9 mos	101,110
	1	Public Works Project Specialist	96,310		96,310	9 mos	128,410
	1	Senior Civil Engineer	91,950		91,950	6 mos	183,900
	(1)	Public Works Project Specialist	(128,390)		(128,390)	12 mos	(128,390)
	(1)	General Maintenance Assistant	(81,050)		(81,050)	12 mos	(81,050)
	1		54,650	75,830	(21,180)		203,980
Total Funded Positions	12		320,420	592,090	(271,670)		731,397

**Proposed Full-Time Workforce Changes - FY 24-25
Organizational Changes - Reallocations**

Department	Qty.	Position	Fiscal Impact	General Fund	Non-General Fund	Value in months for FY 23-24	Annual Value
City Attorney	1	City Attorney's Office Executive Legal Assistant	141,320	141,320		12 mos	141,320
	(1)	Executive Secretary	(112,620)	(112,620)		12 mos	(112,620)
	1	Senior Assistant City Attorney	217,360	217,360		12 mos	217,360
	(1)	Senior Assistant City Attorney - Employee Relations	(217,360)	(217,360)		12 mos	(217,360)
	0		28,700	28,700	-		28,700

Department	Qty.	Position	Fiscal Impact	General Fund	Non-General Fund	Value in months for FY 23-24	Annual Value
City Manager	(1)	Strategic Communications Manager	(298,030)	(298,030)		12 mos	(298,030)
	1	Assistant City Manager*	298,030	298,030		12 mos	298,030
	0		-	-	-		-

* Organizational Change in FY 23-24

Department	Qty.	Position	Fiscal Impact	General Fund	Non-General Fund	Value in months for FY 23-24	Annual Value
Community Development	1	Housing Programs Coordinator	162,390		162,390	12 mos	162,390
	(1)	Senior Community Development Analyst	(139,960)		(139,960)	12 mos	(139,960)
	0		22,430	-	22,430		22,430

Department	Qty.	Position	Fiscal Impact	General Fund	Non-General Fund	Value in months for FY 23-24	Annual Value
Finance & Management Services	1	Tax Compliance Officer	127,480		127,480	12 mos	127,480
	(1)	Business Tax Collector/Inspector	(120,180)		(120,180)	12 mos	(120,180)
	0		7,300	-	7,300		7,300

Department	Qty.	Position	Fiscal Impact	General Fund	Non-General Fund	Value in months for FY 23-24	Annual Value
Police Department	1	Police Oversight Commission Secretary	96,050	96,050		12 mos	96,050
	(1)	Senior Office Assistant	(89,880)	(89,880)		12 mos	(89,880)
	1	Senior Accounting Assistant*	112,660	112,660		12 mos	112,660
	(1)	Accounting Assistant	(112,660)	(112,660)		12 mos	(112,660)
	0		6,170	6,170	-		6,170

* Organizational Change in FY 23-24

Department	Qty.	Position	Fiscal Impact	General Fund	Non-General Fund	Value in months for FY 23-24	Annual Value
Public Works	1	Public Works Projects Specialist	146,850		146,850	12 mos	146,850
	(1)	Management Aide	(139,850)		(139,850)	12 mos	(139,850)

Proposed Full-Time Workforce Changes - FY 24-25
Organizational Changes - Reallocations

	2	Assistant Engineer	266,580		266,580	12 mos	266,580
	(2)	Public Works Contracts Administrator	(266,580)		(266,580)	12 mos	(266,580)
	1	Assistant Engineer	110,270	110,270		12 mos	110,270
	(1)	Engineering Technician	(101,450)	(101,450)		12 mos	(101,450)
	1	Park and Landscape Design Manager	188,710	188,710		12 mos	188,710
	(1)	Associate Park and Landscape Planner	(177,850)	(177,850)		12 mos	(177,850)
	1	Principal Civil Engineer	203,820	203,820		12 mos	203,820
	(1)	Administrative Services Manager	(191,220)	(191,220)		12 mos	(191,220)
	0		39,280	32,280		7,000	39,280
Total Reallocation Change	0		103,880	67,150		36,730	103,880

CITY MANAGER'S OFFICE



City Manager's Office Position Summary

Authorized Personnel	Funded FY 23-24	Workforce Changes	Funded FY 24-25
Administrative Receptionist (Excepted) (UC)	1		1
Administrative Secretary (Excepted) (UC)	1		1
Assistant City Manager (EM)*	1	1	2
City Manager (EM)	1		1
Deputy City Manager (EM)**	1		1
Equity and Inclusion Coordinator (Excepted) (UC)	1	(1)	0
Executive Assistant (Excepted) (UC)	2		2
Management Aide (Excepted) (UC)	1		1
Management Analyst (Excepted) (UC)	3		3
Principal Management Analyst (Excepted) (AM)	1		1
Public Affairs Information Officer (Excepted) (AM)	1		1
Secretary to the City Manager (Excepted) (AM)	1		1
Strategic Communications Manager (Excepted) (MM)	1	(1)	0
Funded Total	16	(1)	15

*Organizational Change in FY 23-24

**Position(s) added in FY 23-24 March 19, 2024 City Council Meeting Reso #2024-006

GENERAL FUND	14.00
FEDERAL/STATE GRANTS	1.00
TOTAL FUNDED POSITIONS	15.00

**GENERAL FUND
DEPARTMENT RESOURCE SUMMARY**

CITY MANAGER

ACTIVITIES	ACTUAL FY 21-22	ACTUAL FY 22-23	ADOPTED FY 23-24	PROPOSED FY 24-25
EXPENDITURES				
01103010 CITY MANAGER	1,886,993	2,647,971	2,844,680	3,663,160
01103017 CMO - SERVICE ENHANCEMENT	463,342	216,667	300,000	300,000
TOTAL EXPENDITURES	2,350,335	2,864,637	3,144,680	3,963,160
OPERATING EXPENSES	ACTUAL FY 21-22	ACTUAL FY 22-23	ADOPTED FY 23-24	PROPOSED FY 24-25
61000 SALARIES & BENEFITS	1,720,158	2,229,190	2,375,220	3,110,310
62000 CONTRACTUALS	434,910	330,739	460,990	443,760
63000 COMMODITIES	23,745	50,559	40,520	40,520
65000 FIXED CHARGES	171,522	254,095	230,120	308,570
66000 CAPITAL	0	55	37,830	60,000
TOTAL	2,350,335	2,864,637	3,144,680	3,963,160

GENERAL FUND

CITY MANAGER

ACCOUNTING UNIT

CMO - SERVICE ENHANCEMENT

01103017

Account Code	LINE ITEM RESOURCES	ACTUAL FY 21-22	ACTUAL FY 22-23	ADOPTED FY 23-24	PROPOSED FY 24-25
61000	Salaries Regular	129,256	0	0	0
61040	Salaries Overtime	307	0	0	0
61100	Retirement-Employer Normal Cost	15,205	0	0	0
61120	Medicare Insurance	1,857	0	0	0
61130	Health Insurance	33,383	0	0	0
	SUBTOTAL SALARIES & BENEFITS	180,008	0	0	0
62300	Contract Services-Professional	283,333	216,667	300,000	300,000
	SUBTOTAL CONTRACTUALS	283,333	216,667	300,000	300,000
	TOTAL	463,342	216,667	300,000	300,000

GENERAL FUND

CITY MANAGER		ACCOUNTING UNIT			
CITY MANAGER		01103010			
Account Code	LINE ITEM RESOURCES	ACTUAL FY 21-22	ACTUAL FY 22-23	ADOPTED FY 23-24	PROPOSED FY 24-25
61000	Salaries Regular	1,120,963	1,603,194	1,685,260	2,279,430
61010	Salaries Cash Out/Separation	0	7,747	0	0
61020	Salaries Part-Time	121,011	98,574	161,430	169,510
61040	Salaries Overtime	30,244	5,231	0	0
61100	Retirement-Employer Normal Cost	78,567	126,278	153,680	189,060
61102	Retirement- Employer Unfunded- Miscellaneous	0	23,254	0	10,820
61110	Part-Time Retirement	1,616	844	5,900	6,210
61120	Medicare Insurance	18,379	26,155	26,440	35,370
61130	Health Insurance	109,786	226,091	251,880	299,520
61170	Retiree Health Benefits	9,113	9,367	10,510	21,900
61180	Worker Compensation Insurance	50,470	102,454	80,120	98,490
	SUBTOTAL SALARIES & BENEFITS	1,540,150	2,229,190	2,375,220	3,110,310
62010	Communications	110,711	69,474	53,190	35,960
62120	Training, Transportation, Meetings	8,047	8,838	35,000	35,000
62131	SAMA Wellness and Fitness Program Reimbursements	2,709	300	1,500	1,500
62140	Membership, Subscription & Dues	3,986	1,655	10,000	10,000
62300	Contract Services-Professional	10,237	10,329	43,300	43,300
62600	Parking Validation	3,887	11,476	6,000	6,000
62700	Auto Expense	12,000	12,000	12,000	12,000
	SUBTOTAL CONTRACTUALS	151,577	114,072	160,990	143,760
63001	Miscellaneous Operating Expenses	23,484	50,037	37,670	37,670
63300	Gas & Diesel	261	521	2,850	2,850
	SUBTOTAL COMMODITIES	23,745	50,559	40,520	40,520
65000	Building Rental	34,880	42,420	42,420	47,700
65010	Rental City Equipment	6,768	7,440	3,040	3,280
65011	Equipment Replacement Charges	6,120	1,530	3,330	3,340
65012	Accident Repair & Replacement	504	504	0	0
65040	IT Maintenance Charge	57,580	55,770	71,110	95,000
65055	Communications- Landlines	0	0	0	13,230
65100	Insurance Charges	59,400	127,896	96,000	128,380
65105	Benefits Overhead	2,820	18,535	14,220	17,640
65210	Delivery Charges	3,450	0	0	0
	SUBTOTAL FIXED CHARGES	171,522	254,095	230,120	308,570
66400	Machinery & Equipment	0	0	0	60,000
66511	Computer Software Subscriptions	0	55	37,830	0
	SUBTOTAL CAPITAL	0	55	37,830	60,000
	TOTAL	1,886,993	2,647,971	2,844,680	3,663,160

**CATV FUND
DEPARTMENT RESOURCE SUMMARY**

CITY MANAGER

ACTIVITIES	ACTUAL FY 21-22	ACTUAL FY 22-23	ADOPTED FY 23-24	PROPOSED FY 24-25
REVENUES				
50054 CATV Peg Access Support	544,029	102,674	242,830	242,830
58000 Earning On Investments	11,534	18,054	10,000	10,000
TOTAL REVENUES	555,562	120,728	252,830	252,830
EXPENDITURES				
02103010 CATV CAPITAL SUPPORT (PEG)	24,624	77,622	252,830	250,000
TOTAL EXPENDITURES	24,624	77,622	252,830	250,000
OPERATING EXPENSES	ACTUAL FY 21-22	ACTUAL FY 22-23	ADOPTED FY 23-24	PROPOSED FY 24-25
62000 CONTRACTUALS	2,824	64,132	227,830	225,000
63000 COMMODITIES	21,800	13,490	25,000	25,000
TOTAL	24,624	77,622	252,830	250,000

CATV FUND

CITY MANAGER

ACCOUNTING UNIT

CATV CAPITAL SUPPORT (PEG)

02103002

Account Code	LINE ITEM RESOURCES	ACTUAL FY 21-22	ACTUAL FY 22-23	ADOPTED FY 23-24	PROPOSED FY 24-25
50054	CATV Peg Access Support	544,029	102,674	242,830	242,830
58000	Earning On Investments	11,534	18,054	10,000	10,000
	SUBTOTAL REVENUES	555,562	120,728	252,830	252,830
	TOTAL	555,562	120,728	252,830	252,830

CATV FUND

CITY MANAGER

ACCOUNTING UNIT

CATV CAPITAL SUPPORT (PEG)

02103010

Account Code	LINE ITEM RESOURCES	ACTUAL FY 21-22	ACTUAL FY 22-23	ADOPTED FY 23-24	PROPOSED FY 24-25
62010	Communications	2,824	2,842	2,830	0
62300	Contract Services-Professional	0	61,290	225,000	225,000
	SUBTOTAL CONTRACTUALS	2,824	64,132	227,830	225,000
63001	Miscellaneous Operating Expenses	21,800	13,490	25,000	25,000
	SUBTOTAL COMMODITIES	21,800	13,490	25,000	25,000
	TOTAL	24,624	77,622	252,830	250,000

**COVID-19 RESPONSE
DEPARTMENT RESOURCE SUMMARY**

CITY MANAGER

ACTIVITIES		ACTUAL FY 21-22	ACTUAL FY 22-23	ADOPTED FY 23-24	PROPOSED FY 24-25
REVENUES					
52000	Federal Grant-Direct	0	1,685,467	0	0
	TOTAL REVENUES	0	1,685,467	0	0
EXPENDITURES					
17803011	HEALTH & EQUITY LITERACY	137,782	2,097,385	143,840	0
	TOTAL EXPENDITURES	137,782	2,097,385	143,840	0
OPERATING EXPENSES		ACTUAL FY 21-22	ACTUAL FY 22-23	ADOPTED FY 23-24	PROPOSED FY 24-25
61000	SALARIES & BENEFITS	55,212	62,764	140,140	0
62000	CONTRACTUALS	82,525	2,023,973	0	0
63000	COMMODITIES	45	10,648	0	0
65000	FIXED CHARGES	0	0	3,700	0
	TOTAL	137,782	2,097,385	143,840	0

COVID-19 RESPONSE

CITY MANAGER

ACCOUNTING UNIT

HEALTH & EQUITY LITERACY

17803002

Account Code	LINE ITEM RESOURCES	ACTUAL FY 21-22	ACTUAL FY 22-23	ADOPTED FY 23-24	PROPOSED FY 24-25
52000	Federal Grant-Direct	0	1,685,467	0	0
	SUBTOTAL REVENUES	0	1,685,467	0	0
	TOTAL	0	1,685,467	0	0

COVID-19 RESPONSE

CITY MANAGER		ACCOUNTING UNIT			
HEALTH & EQUITY LITERACY		17803011			
Account Code	LINE ITEM RESOURCES	ACTUAL FY 21-22	ACTUAL FY 22-23	ADOPTED FY 23-24	PROPOSED FY 24-25
61000	Salaries Regular	45,963	71,792	82,370	0
61020	Salaries Part-Time	0	221	0	0
61100	Retirement-Employer Normal Cost	5,390	(5,390)	10,340	0
61102	Retirement- Employer Unfunded- Miscellaneous	0	0	19,310	0
61120	Medicare Insurance	656	(656)	1,190	0
61130	Health Insurance	3,203	(3,203)	24,240	0
61180	Worker Compensation Insurance	0	0	2,690	0
	SUBTOTAL SALARIES & BENEFITS	55,212	62,764	140,140	0
62300	Contract Services-Professional	82,525	2,023,973	0	0
	SUBTOTAL CONTRACTUALS	82,525	2,023,973	0	0
63001	Miscellaneous Operating Expenses	45	10,648	0	0
	SUBTOTAL COMMODITIES	45	10,648	0	0
65100	Insurance Charges	0	0	3,220	0
65105	Benefits Overhead	0	0	480	0
	SUBTOTAL FIXED CHARGES	0	0	3,700	0
	TOTAL	137,782	2,097,385	143,840	0

**American Rescue Plan Act
DEPARTMENT RESOURCE SUMMARY**

CITY MANAGER

ACTIVITIES	ACTUAL FY 21-22	ACTUAL FY 22-23	ADOPTED FY 23-24	PROPOSED FY 24-25
EXPENDITURES				
18103013 ARPA - CMO	458,868	1,325,398	104,480	132,400
TOTAL EXPENDITURES	458,868	1,325,398	104,480	132,400
OPERATING EXPENSES	ACTUAL FY 21-22	ACTUAL FY 22-23	ADOPTED FY 23-24	PROPOSED FY 24-25
61000 SALARIES & BENEFITS	67,322	23,895	91,540	124,770
62000 CONTRACTUALS	339,940	1,294,178	0	0
63000 COMMODITIES	50,795	2,276	0	0
65000 FIXED CHARGES	0	5,050	12,940	7,630
66000 CAPITAL	810	0	0	0
TOTAL	458,868	1,325,398	104,480	132,400

American Rescue Plan Act

CITY MANAGER		ACCOUNTING UNIT			
ARPA - CMO		18103013			
Account Code	LINE ITEM RESOURCES	ACTUAL FY 21-22	ACTUAL FY 22-23	ADOPTED FY 23-24	PROPOSED FY 24-25
61000	Salaries Regular	47,539	(1,047)	73,170	84,300
61020	Salaries Part-Time	7,358	11,554	0	0
61040	Salaries Overtime	647	(556)	0	0
61100	Retirement-Employer Normal Cost	5,636	(378)	9,180	10,300
61102	Retirement- Employer Unfunded- Miscellaneous	0	12,190	0	14,690
61110	Part-Time Retirement	276	433	0	0
61120	Medicare Insurance	822	160	1,060	1,220
61130	Health Insurance	5,046	(2,002)	4,920	12,840
61170	Retiree Health Benefits	0	0	0	840
61180	Worker Compensation Insurance	0	3,541	3,210	580
	SUBTOTAL SALARIES & BENEFITS	67,322	23,895	91,540	124,770
62300	Contract Services-Professional	339,940	1,294,178	0	0
	SUBTOTAL CONTRACTUALS	339,940	1,294,178	0	0
63001	Miscellaneous Operating Expenses	50,795	2,276	0	0
	SUBTOTAL COMMODITIES	50,795	2,276	0	0
65040	IT Maintenance Charge	0	0	8,530	5,940
65055	Communications- Landlines	0	0	0	830
65100	Insurance Charges	0	4,411	3,840	760
65105	Benefits Overhead	0	639	570	100
	SUBTOTAL FIXED CHARGES	0	5,050	12,940	7,630
66220	Improvements Other Than Building	810	0	0	0
	SUBTOTAL CAPITAL	810	0	0	0
	TOTAL	458,868	1,325,398	104,480	132,400

CITY COUNCIL



**GENERAL FUND
DEPARTMENT RESOURCE SUMMARY**

CITY COUNCIL

ACTIVITIES	ACTUAL FY 21-22	ACTUAL FY 22-23	ADOPTED FY 23-24	PROPOSED FY 24-25
EXPENDITURES				
01104012 CITY COUNCIL LEGISLATIVE	528,335	839,595	1,021,070	1,078,970
TOTAL EXPENDITURES	528,335	839,595	1,021,070	1,078,970
OPERATING EXPENSES	ACTUAL FY 21-22	ACTUAL FY 22-23	ADOPTED FY 23-24	PROPOSED FY 24-25
61000 SALARIES & BENEFITS	158,472	171,927	156,290	156,290
62000 CONTRACTUALS	282,024	460,787	766,300	816,300
63000 COMMODITIES	34,960	43,271	34,000	34,000
65000 FIXED CHARGES	52,880	63,610	64,480	72,380
66000 CAPITAL	0	100,000	0	0
TOTAL	528,335	839,595	1,021,070	1,078,970

GENERAL FUND

CITY COUNCIL		ACCOUNTING UNIT			
CITY COUNCIL LEGISLATIVE		01104012			
Account Code	LINE ITEM RESOURCES	ACTUAL FY 21-22	ACTUAL FY 22-23	ADOPTED FY 23-24	PROPOSED FY 24-25
61020	Salaries Part-Time	83,963	85,500	84,000	84,000
61100	Retirement-Employer Normal Cost	3,679	4,089	7,940	7,940
61110	Part-Time Retirement	1,003	1,181	1,120	1,120
61120	Medicare Insurance	1,864	2,217	2,080	2,080
61130	Health Insurance	67,963	78,940	61,150	61,150
	SUBTOTAL SALARIES & BENEFITS	158,472	171,927	156,290	156,290
62010	Communications	143	1,089	4,500	0
62120	Training, Transportation, Meetings	15,146	27,271	28,000	38,500
62140	Membership, Subscription & Dues	50,207	1,319	59,800	59,800
62300	Contract Services-Professional	156,948	231,568	196,700	240,700
62302	Contracted Vendor Personnel Services	0	147,649	420,000	420,000
62322	Maintenance & Repair Machinery	34	0	0	0
62600	Parking Validation	17,545	9,890	15,300	15,300
62700	Auto Expense	42,000	42,000	42,000	42,000
	SUBTOTAL CONTRACTUALS	282,024	460,787	766,300	816,300
63001	Miscellaneous Operating Expenses	24,227	30,469	20,000	20,000
63030	Legislative Community Events S	10,732	12,802	14,000	14,000
	SUBTOTAL COMMODITIES	34,960	43,271	34,000	34,000
65000	Building Rental	52,290	63,610	63,610	71,530
65105	Benefits Overhead	590	0	870	850
	SUBTOTAL FIXED CHARGES	52,880	63,610	64,480	72,380
66200	Buildings & Building Improvements	0	100,000	0	0
	SUBTOTAL CAPITAL	0	100,000	0	0
	TOTAL	528,335	839,595	1,021,070	1,078,970

CITY CLERK



City Clerk's Office Position Summary

Authorized Personnel	Funded FY 23-24	Workforce Changes	Funded FY 24-25
Assistant City Clerk (MM)	1		1
City Clerk (EM)	1		1
Executive Secretary (UC)	1		1
Senior Deputy City Clerk	2		2
Senior Office Assistant*	2		2
Funded Total	7	0	7

**Organizational Change in FY 23-24 Mid-Year Report Reso #2024-003*

GENERAL FUND 7.00

TOTAL FUNDED POSITIONS 7.00

**GENERAL FUND
DEPARTMENT RESOURCE SUMMARY**

CITY CLERK

ACTIVITIES	ACTUAL FY 21-22	ACTUAL FY 22-23	ADOPTED FY 23-24	PROPOSED FY 24-25
EXPENDITURES				
01107017 COTC - SERVICE ENHANCEMENT	207,147	159,056	201,440	240,350
01107031 CLERK OF THE COUNCIL - ADMIN	890,361	1,249,893	2,209,710	1,694,220
TOTAL EXPENDITURES	1,097,509	1,408,949	2,411,150	1,934,570
OPERATING EXPENSES	ACTUAL FY 21-22	ACTUAL FY 22-23	ADOPTED FY 23-24	PROPOSED FY 24-25
61000 SALARIES & BENEFITS	695,394	654,402	961,840	1,014,020
62000 CONTRACTUALS	279,654	619,452	1,283,160	750,500
63000 COMMODITIES	17,221	9,445	22,700	22,700
65000 FIXED CHARGES	105,240	125,651	143,450	146,460
66000 CAPITAL	0	0	0	890
TOTAL	1,097,509	1,408,949	2,411,150	1,934,570

GENERAL FUND

CITY CLERK		ACCOUNTING UNIT			
COTC - SERVICE ENHANCEMENT		01107017			
Account Code	LINE ITEM RESOURCES	ACTUAL FY 21-22	ACTUAL FY 22-23	ADOPTED FY 23-24	PROPOSED FY 24-25
61000	Salaries Regular	0	27,311	70,510	105,290
61020	Salaries Part-Time	576	0	0	0
61040	Salaries Overtime	811	1,817	0	0
61100	Retirement-Employer Normal Cost	0	724	8,850	4,420
61110	Part-Time Retirement	22	0	0	0
61120	Medicare Insurance	8	343	1,020	1,520
61130	Health Insurance	0	5,044	24,120	26,640
61170	Retiree Health Benefits	0	0	0	970
61180	Worker Compensation Insurance	0	1,286	30	1,530
	SUBTOTAL SALARIES & BENEFITS	1,417	36,527	104,530	140,370
62010	Communications	0	0	1,150	0
62200	Advertising	29,204	24,250	0	0
62300	Contract Services-Professional	171,485	94,101	90,000	90,000
	SUBTOTAL CONTRACTUALS	200,690	118,352	91,150	90,000
63001	Miscellaneous Operating Expenses	5,041	1,436	0	0
	SUBTOTAL COMMODITIES	5,041	1,436	0	0
65040	IT Maintenance Charge	0	0	5,690	5,940
65055	Communications- Landlines	0	0	0	830
65100	Insurance Charges	0	2,510	60	2,940
65105	Benefits Overhead	0	232	10	270
	SUBTOTAL FIXED CHARGES	0	2,742	5,760	9,980
	TOTAL	207,147	159,056	201,440	240,350

GENERAL FUND

CITY CLERK		ACCOUNTING UNIT			
CLERK OF THE COUNCIL - ADMIN		01107031			
Account Code	LINE ITEM RESOURCES	ACTUAL FY 21-22	ACTUAL FY 22-23	ADOPTED FY 23-24	PROPOSED FY 24-25
61000	Salaries Regular	520,506	334,775	552,590	602,880
61010	Salaries Cash Out/Separation	0	99,032	3,780	0
61020	Salaries Part-Time	22,248	54,498	58,440	37,820
61040	Salaries Overtime	689	3,932	7,000	7,000
61100	Retirement-Employer Normal Cost	27,798	17,608	47,240	55,500
61110	Part-Time Retirement	834	1,981	2,130	1,420
61120	Medicare Insurance	8,032	7,182	8,810	9,020
61130	Health Insurance	86,399	73,890	142,440	132,480
61170	Retiree Health Benefits	3,522	1,070	2,930	5,680
61180	Worker Compensation Insurance	23,950	23,907	31,950	21,850
	SUBTOTAL SALARIES & BENEFITS	693,977	617,875	857,310	873,650
62010	Communications	5,578	7,302	9,000	5,490
62120	Training, Transportation, Meetings	3,337	1,572	4,100	6,000
62123	Meals	8,024	6,982	8,000	8,000
62131	SAMA Wellness and Fitness Program Reimbursements	0	0	0	600
62140	Membership, Subscription & Dues	1,105	515	2,700	2,700
62200	Advertising	821	449	3,500	3,500
62300	Contract Services-Professional	49,324	456,751	1,151,210	593,210
62600	Parking Validation	4,775	25,029	7,500	35,000
62700	Auto Expense	6,000	2,500	6,000	6,000
	SUBTOTAL CONTRACTUALS	78,964	501,100	1,192,010	660,500
63001	Miscellaneous Operating Expenses	12,180	8,009	22,700	22,700
	SUBTOTAL COMMODITIES	12,180	8,009	22,700	22,700
65000	Building Rental	31,680	38,530	38,530	43,330
65040	IT Maintenance Charge	34,550	33,460	34,130	41,560
65055	Communications- Landlines	0	0	0	5,790
65100	Insurance Charges	35,420	46,608	59,400	41,930
65105	Benefits Overhead	1,910	4,311	5,630	3,870
65210	Delivery Charges	1,680	0	0	0
	SUBTOTAL FIXED CHARGES	105,240	122,909	137,690	136,480
66511	Computer Software Subscriptions	0	0	0	890
	SUBTOTAL CAPITAL	0	0	0	890
	TOTAL	890,361	1,249,893	2,209,710	1,694,220

CITY ATTORNEY



**City Attorney's Office
Position Summary**

Authorized Personnel	Funded FY 23-24	Workforce Changes	Funded FY 24-25
Assistant City Attorney (Excepted) (MM)	5		5
Chief Assistant City Attorney (Excepted) (MM)	1		1
Chief Assistant City Attorney-Employee Relations (Excepted) (CMM)	1		1
City Attorney (EM)	1		1
City Attorney's Office Executive Legal Assistant (Excepted) (AM)	0	1	1
Deputy City Attorney (Excepted) (MM)	3		3
Executive Secretary (UC)	1	(1)	0
Management Analyst – Police Oversight Commission (Excepted) (UC)*	1		1
Paralegal (Excepted) (UC)	3		3
Senior Assistant City Attorney (Excepted) (MM)	1	1	2
Senior Assistant City Attorney-Employee Relations (Excepted) (CMM)	2	(1)	1
Senior Legal Management Analyst (Excepted) (AM)	0	1	1
Senior Paralegal (Excepted) (UC)	3		3
Funded Total	22	1	23

*Position(s) added in FY 23-24 First Quarter Report Reso #2023-067

GENERAL FUND	17.00
CANNABIS PUBLIC BENEFIT FUND	1.00
INTERNAL SERVICE FUND	1.00
OTHER RESTRICTED FUND	4.00
TOTAL FUNDED POSITIONS	23.00

**GENERAL FUND
DEPARTMENT RESOURCE SUMMARY**

CITY ATTORNEY

ACTIVITIES	ACTUAL FY 21-22	ACTUAL FY 22-23	ADOPTED FY 23-24	PROPOSED FY 24-25
EXPENDITURES				
01108017 CAO - SERVICE ENHANCEMENT	0	0	206,190	224,120
01108032 CITY ATTORNEY	2,416,731	2,981,755	4,159,690	4,276,230
TOTAL EXPENDITURES	2,416,731	2,981,755	4,365,880	4,500,350
OPERATING EXPENSES	ACTUAL FY 21-22	ACTUAL FY 22-23	ADOPTED FY 23-24	PROPOSED FY 24-25
61000 SALARIES & BENEFITS	1,591,014	1,818,869	2,630,790	2,966,790
62000 CONTRACTUALS	513,913	813,749	1,060,710	1,046,490
63000 COMMODITIES	14,318	20,707	311,210	40,000
65000 FIXED CHARGES	294,940	323,990	321,830	366,940
66000 CAPITAL	2,545	4,440	41,340	80,130
TOTAL	2,416,731	2,981,755	4,365,880	4,500,350

GENERAL FUND

CITY ATTORNEY

ACCOUNTING UNIT

CAO - SERVICE ENHANCEMENT

01108017

Account Code	LINE ITEM RESOURCES	ACTUAL FY 21-22	ACTUAL FY 22-23	ADOPTED FY 23-24	PROPOSED FY 24-25
61000	Salaries Regular	0	0	151,530	165,580
61100	Retirement-Employer Normal Cost	0	0	19,020	20,230
61120	Medicare Insurance	0	0	2,200	2,400
61130	Health Insurance	0	0	25,080	27,480
61170	Retiree Health Benefits	0	0	1,520	1,660
	SUBTOTAL SALARIES & BENEFITS	0	0	199,350	217,350
62010	Communications	0	0	1,150	0
	SUBTOTAL CONTRACTUALS	0	0	1,150	0
65040	IT Maintenance Charge	0	0	5,690	5,940
65055	Communications- Landlines	0	0	0	830
	SUBTOTAL FIXED CHARGES	0	0	5,690	6,770
	TOTAL	0	0	206,190	224,120

GENERAL FUND

CITY ATTORNEY		ACCOUNTING UNIT			
CITY ATTORNEY		01108032			
Account Code	LINE ITEM RESOURCES	ACTUAL FY 21-22	ACTUAL FY 22-23	ADOPTED FY 23-24	PROPOSED FY 24-25
61000	Salaries Regular	1,238,056	1,358,858	1,844,030	2,061,700
61010	Salaries Cash Out/Separation	0	67,292	0	0
61020	Salaries Part-Time	1,848	4,925	5,000	5,000
61040	Salaries Overtime	257	377	500	500
61100	Retirement-Employer Normal Cost	107,345	115,681	197,690	231,560
61102	Retirement- Employer Unfunded- Miscellaneous	0	0	750	790
61110	Part-Time Retirement	69	185	0	0
61120	Medicare Insurance	18,204	19,164	24,990	29,860
61130	Health Insurance	135,648	154,250	265,860	319,230
61170	Retiree Health Benefits	9,166	10,731	13,200	20,430
61180	Worker Compensation Insurance	80,420	87,408	79,420	80,370
	SUBTOTAL SALARIES & BENEFITS	1,591,014	1,818,869	2,431,440	2,749,440
62010	Communications	25,094	21,720	31,300	22,870
62120	Training, Transportation, Meetings	5,489	2,495	10,000	10,000
62131	SAMA Wellness and Fitness Program Reimbursements	300	300	1,000	1,000
62140	Membership, Subscription & Dues	6,000	6,890	12,000	12,000
62300	Contract Services-Professional	464,272	767,281	987,260	602,620
62302	Contracted Vendor Personnel Services	0	0	5,000	385,000
62600	Parking Validation	12,758	15,064	13,000	13,000
	SUBTOTAL CONTRACTUALS	513,913	813,749	1,059,560	1,046,490
63001	Miscellaneous Operating Expenses	14,318	20,707	40,000	40,000
63010	Furniture & Office Equipment	0	0	271,210	0
	SUBTOTAL COMMODITIES	14,318	20,707	311,210	40,000
65000	Building Rental	118,910	144,630	144,630	162,640
65040	IT Maintenance Charge	71,970	64,140	71,110	74,210
65055	Communications- Landlines	0	0	0	10,330
65100	Insurance Charges	98,510	100,652	87,440	99,340
65105	Benefits Overhead	4,170	14,568	12,960	13,650
65210	Delivery Charges	1,380	0	0	0
	SUBTOTAL FIXED CHARGES	294,940	323,990	316,140	360,170
66510	Computer Software	0	4,440	2,000	0
66511	Computer Software Subscriptions	0	0	39,340	80,130
66600	Books Records Video	2,545	0	0	0
	SUBTOTAL CAPITAL	2,545	4,440	41,340	80,130
	TOTAL	2,416,731	2,981,755	4,159,690	4,276,230

**CANNABIS PUBLIC BENEFIT
DEPARTMENT RESOURCE SUMMARY**

CITY ATTORNEY

ACTIVITIES		ACTUAL FY 21-22	ACTUAL FY 22-23	ADOPTED FY 23-24	PROPOSED FY 24-25
EXPENDITURES					
01208010	CITY ATTORNEY ENFORCEMENT SERVICES	448,363	514,854	553,080	285,740
	TOTAL EXPENDITURES	448,363	514,854	553,080	285,740
OPERATING EXPENSES		ACTUAL FY 21-22	ACTUAL FY 22-23	ADOPTED FY 23-24	PROPOSED FY 24-25
61000	SALARIES & BENEFITS	432,803	479,109	220,570	249,060
62000	CONTRACTUALS	0	0	300,000	0
65000	FIXED CHARGES	15,560	35,745	32,510	36,680
	TOTAL	448,363	514,854	553,080	285,740

CANNABIS PUBLIC BENEFIT

CITY ATTORNEY		ACCOUNTING UNIT			
CITY ATTORNEY ENFORCEMENT SERVICES		01208010			
Account Code	LINE ITEM RESOURCES	ACTUAL FY 21-22	ACTUAL FY 22-23	ADOPTED FY 23-24	PROPOSED FY 24-25
61000	Salaries Regular	333,678	363,299	151,530	174,680
61100	Retirement-Employer Normal Cost	35,769	34,841	19,020	21,350
61120	Medicare Insurance	4,725	4,987	2,200	2,530
61130	Health Insurance	48,856	49,668	25,080	27,480
61170	Retiree Health Benefits	2,366	3,430	1,520	1,750
61180	Worker Compensation Insurance	7,410	22,884	21,220	21,270
	SUBTOTAL SALARIES & BENEFITS	432,803	479,109	220,570	249,060
62300	Contract Services-Professional	0	0	300,000	0
	SUBTOTAL CONTRACTUALS	0	0	300,000	0
65040	IT Maintenance Charge	5,760	5,580	5,690	5,940
65055	Communications- Landlines	0	0	0	830
65100	Insurance Charges	9,080	26,351	23,360	26,300
65105	Benefits Overhead	410	3,814	3,460	3,610
65210	Delivery Charges	310	0	0	0
	SUBTOTAL FIXED CHARGES	15,560	35,745	32,510	36,680
	TOTAL	448,363	514,854	553,080	285,740

**American Rescue Plan Act
DEPARTMENT RESOURCE SUMMARY**

CITY ATTORNEY

ACTIVITIES	ACTUAL FY 21-22	ACTUAL FY 22-23	ADOPTED FY 23-24	PROPOSED FY 24-25
EXPENDITURES				
18108013 ARPA-CAO	0	14,223	0	0
TOTAL EXPENDITURES	0	14,223	0	0
OPERATING EXPENSES	ACTUAL FY 21-22	ACTUAL FY 22-23	ADOPTED FY 23-24	PROPOSED FY 24-25
61000 SALARIES & BENEFITS	0	13,465	0	0
65000 FIXED CHARGES	0	758	0	0
TOTAL	0	14,223	0	0

American Rescue Plan Act

CITY ATTORNEY		ACCOUNTING UNIT			
ARPA-CAO		18108013			
Account Code	LINE ITEM RESOURCES	ACTUAL FY 21-22	ACTUAL FY 22-23	ADOPTED FY 23-24	PROPOSED FY 24-25
61000	Salaries Regular	0	8,698	0	0
61100	Retirement-Employer Normal Cost	0	656	0	0
61102	Retirement- Employer Unfunded- Miscellaneous	0	1,522	0	0
61120	Medicare Insurance	0	229	0	0
61130	Health Insurance	0	1,785	0	0
61180	Worker Compensation Insurance	0	575	0	0
	SUBTOTAL SALARIES & BENEFITS	0	13,465	0	0
65100	Insurance Charges	0	662	0	0
65105	Benefits Overhead	0	96	0	0
	SUBTOTAL FIXED CHARGES	0	758	0	0
	TOTAL	0	14,223	0	0

HUMAN RESOURCES



Human Resources Position Summary			
Authorized Personnel	Funded FY 23-24	Workforce Changes	Funded FY 24-25
Benefits and Compensation Manager (MM)	1		1
Employee Relations Analyst (UCE)	2		2
Employee Relations Manager (CMM)	1		1
Executive Director of Human Resources (EM)	1		1
Executive Secretary – Human Resources (UCE)	1		1
Human Resources Analyst (UC)	5	(1)	4
Human Resources Operations Manager (CMM)	1		1
Human Resources Technician (UC)	4		4
Organizational Development and Training Manager (MM)	1		1
Payroll Systems Analyst (UC)	1		1
Principal Employee Relations Analyst (CAM)	1		1
Principal Human Resources Analyst (AM)	2		2
Risk Management Analyst (UC)	2		2
Risk Management Assistant (UC)	1		1
Risk Management Specialist (UC)	1		1
Risk Management Supervisor (AM)	1		1
Risk Manager (MM)	1		1
Safety Administrator (MM)	1		1
Senior Employee Relations Analyst (CAM)	1		1
Senior Human Resources Analyst (AM)	2		2
Senior Organizational Development and Training Analyst (AM)	1		1
Funded Total	32	(1)	31

GENERAL FUND	16.95
INTERNAL SERVICE FUND	13.60
FEDERAL/STATE GRANTS	0.45
TOTAL FUNDED POSITIONS	31.00

**GENERAL FUND
DEPARTMENT RESOURCE SUMMARY**

HUMAN RESOURCES

ACTIVITIES		ACTUAL FY 21-22	ACTUAL FY 22-23	ADOPTED FY 23-24	PROPOSED FY 24-25
EXPENDITURES					
01109017	HR - SERVICE ENHANCEMENT	116,401	5,580	0	0
01109050	HUMAN RESOURCES	2,861,679	2,281,002	2,763,240	2,808,350
01109051	HR EMPLOYEE RELATIONS-Service Enhancements	0	1,329,620	1,520,300	1,585,020
	TOTAL EXPENDITURES	2,978,080	3,616,201	4,283,540	4,393,370
OPERATING EXPENSES		ACTUAL FY 21-22	ACTUAL FY 22-23	ADOPTED FY 23-24	PROPOSED FY 24-25
61000	SALARIES & BENEFITS	2,072,385	2,473,622	2,866,530	3,181,000
62000	CONTRACTUALS	609,984	733,293	1,020,940	749,390
63000	COMMODITIES	50,811	70,661	56,000	56,000
65000	FIXED CHARGES	244,900	338,626	250,570	317,480
66000	CAPITAL	0	0	89,500	89,500
	TOTAL	2,978,080	3,616,201	4,283,540	4,393,370

GENERAL FUND

HUMAN RESOURCES

ACCOUNTING UNIT

HR - SERVICE ENHANCEMENT

01109017

Account Code	LINE ITEM RESOURCES	ACTUAL FY 21-22	ACTUAL FY 22-23	ADOPTED FY 23-24	PROPOSED FY 24-25
61000	Salaries Regular	82,095	0	0	0
61040	Salaries Overtime	207	0	0	0
61100	Retirement-Employer Normal Cost	9,769	0	0	0
61120	Medicare Insurance	1,159	0	0	0
61130	Health Insurance	23,170	0	0	0
	SUBTOTAL SALARIES & BENEFITS	116,401	0	0	0
65040	IT Maintenance Charge	0	5,580	0	0
	SUBTOTAL FIXED CHARGES	0	5,580	0	0
	TOTAL	116,401	5,580	0	0

GENERAL FUND

HUMAN RESOURCES		ACCOUNTING UNIT			
HR EMPLOYEE RELATIONS-Service Enhancements		01109051			
Account Code	LINE ITEM RESOURCES	ACTUAL FY 21-22	ACTUAL FY 22-23	ADOPTED FY 23-24	PROPOSED FY 24-25
61000	Salaries Regular	0	721,839	840,240	819,790
61100	Retirement-Employer Normal Cost	0	40,712	68,140	61,010
61120	Medicare Insurance	0	10,242	12,140	11,860
61130	Health Insurance	0	103,708	146,080	134,620
61170	Retiree Health Benefits	0	5,507	5,530	7,830
61180	Worker Compensation Insurance	0	42,258	4,780	40,240
	SUBTOTAL SALARIES & BENEFITS	0	924,266	1,076,910	1,075,350
62010	Communications	0	0	6,990	0
62120	Training, Transportation, Meetings	0	9,896	15,750	14,200
62140	Membership, Subscription & Dues	0	2,150	4,950	6,500
62300	Contract Services-Professional	0	322,744	356,300	356,300
62322	Maintenance & Repair Machinery	0	0	1,500	1,200
62700	Auto Expense	0	1,200	700	1,000
	SUBTOTAL CONTRACTUALS	0	335,990	386,190	379,200
63001	Miscellaneous Operating Expenses	0	9,094	15,900	15,900
	SUBTOTAL COMMODITIES	0	9,094	15,900	15,900
65040	IT Maintenance Charge	0	0	34,700	48,240
65055	Communications- Landlines	0	0	0	6,720
65100	Insurance Charges	0	52,649	5,750	52,390
65105	Benefits Overhead	0	7,620	850	7,220
	SUBTOTAL FIXED CHARGES	0	60,270	41,300	114,570
	TOTAL	0	1,329,620	1,520,300	1,585,020

GENERAL FUND

HUMAN RESOURCES		ACCOUNTING UNIT			
HUMAN RESOURCES		01109050			
Account Code	LINE ITEM RESOURCES	ACTUAL FY 21-22	ACTUAL FY 22-23	ADOPTED FY 23-24	PROPOSED FY 24-25
61000	Salaries Regular	1,210,197	1,095,314	1,010,080	1,253,690
61010	Salaries Cash Out/Separation	126,452	1,878	6,920	8,530
61020	Salaries Part-Time	226,250	130,805	398,840	398,840
61040	Salaries Overtime	476	2,784	10,800	10,800
61100	Retirement-Employer Normal Cost	96,331	80,600	99,600	121,170
61110	Part-Time Retirement	4,295	3,739	3,100	4,660
61120	Medicare Insurance	21,708	17,394	14,610	18,160
61130	Health Insurance	166,316	138,831	157,390	209,590
61170	Retiree Health Benefits	5,959	4,884	4,660	12,220
61180	Worker Compensation Insurance	98,000	73,127	83,620	67,990
	SUBTOTAL SALARIES & BENEFITS	1,955,984	1,549,356	1,789,620	2,105,650
62010	Communications	23,345	23,828	11,290	3,980
62120	Training, Transportation, Meetings	59,284	41,879	90,120	90,120
62131	SAMA Wellness and Fitness Program Reimbursements	1,785	888	1,650	1,650
62140	Membership, Subscription & Dues	5,668	18,388	20,000	20,000
62200	Advertising	6,650	11,024	11,450	11,450
62300	Contract Services-Professional	499,652	282,375	455,590	199,950
62302	Contracted Vendor Personnel Services	6,900	5,900	8,750	8,750
62322	Maintenance & Repair Machinery	0	1,473	3,500	1,890
62600	Parking Validation	4,301	10,348	30,000	30,000
62700	Auto Expense	2,400	1,200	2,400	2,400
	SUBTOTAL CONTRACTUALS	609,984	397,303	634,750	370,190
63001	Miscellaneous Operating Expenses	50,811	61,566	40,100	40,100
	SUBTOTAL COMMODITIES	50,811	61,566	40,100	40,100
65000	Building Rental	31,070	37,790	37,790	42,490
65040	IT Maintenance Charge	93,560	129,390	56,030	52,390
65055	Communications- Landlines	0	0	0	7,300
65100	Insurance Charges	113,570	92,394	100,560	88,540
65105	Benefits Overhead	4,640	13,203	14,890	12,190
65210	Delivery Charges	2,060	0	0	0
	SUBTOTAL FIXED CHARGES	244,900	272,776	209,270	202,910
66511	Computer Software Subscriptions	0	0	89,500	89,500
	SUBTOTAL CAPITAL	0	0	89,500	89,500
	TOTAL	2,861,679	2,281,002	2,763,240	2,808,350

**AIR QUALITY IMPR. (AB 2766)
DEPARTMENT RESOURCE SUMMARY**

HUMAN RESOURCES

ACTIVITIES	ACTUAL FY 21-22	ACTUAL FY 22-23	ADOPTED FY 23-24	PROPOSED FY 24-25
EXPENDITURES				
03109050 HUMAN RESOURCES-AIR QUALITY IMPROVM	101,389	96,808	150,350	156,300
TOTAL EXPENDITURES	101,389	96,808	150,350	156,300
OPERATING EXPENSES	ACTUAL FY 21-22	ACTUAL FY 22-23	ADOPTED FY 23-24	PROPOSED FY 24-25
61000 SALARIES & BENEFITS	65,817	56,055	63,580	75,250
62000 CONTRACTUALS	1,409	1,033	3,520	3,000
63000 COMMODITIES	26	0	7,000	7,000
65000 FIXED CHARGES	26,502	26,762	20,130	14,820
68000 TRANSFERS	375	1,461	1,120	1,230
69000 MISCELLANEOUS	7,260	11,497	55,000	55,000
TOTAL	101,389	96,808	150,350	156,300

AIR QUALITY IMPR. (AB 2766)

HUMAN RESOURCES		ACCOUNTING UNIT			
HUMAN RESOURCES-AIR QUALITY IMPROVM		03109050			
Account Code	LINE ITEM RESOURCES	ACTUAL FY 21-22	ACTUAL FY 22-23	ADOPTED FY 23-24	PROPOSED FY 24-25
61000	Salaries Regular	47,704	36,315	37,820	48,780
61020	Salaries Part-Time	0	0	5,000	5,000
61100	Retirement-Employer Normal Cost	5,084	3,009	3,680	2,040
61102	Retirement- Employer Unfunded- Miscellaneous	4,306	6,976	5,870	5,890
61110	Part-Time Retirement	0	0	400	400
61120	Medicare Insurance	733	524	550	700
61130	Health Insurance	5,255	7,017	7,320	9,980
61170	Retiree Health Benefits	375	0	160	450
61180	Worker Compensation Insurance	2,360	2,215	2,780	2,010
	SUBTOTAL SALARIES & BENEFITS	65,817	56,055	63,580	75,250
62010	Communications	0	0	520	0
62120	Training, Transportation, Meetings	194	0	1,200	1,200
62140	Membership, Subscription & Dues	1,212	1,033	1,800	1,800
62302	Contracted Vendor Personnel Services	3	0	0	0
	SUBTOTAL CONTRACTUALS	1,409	1,033	3,520	3,000
63001	Miscellaneous Operating Expenses	26	0	7,000	7,000
	SUBTOTAL COMMODITIES	26	0	7,000	7,000
65040	IT Maintenance Charge	2,590	3,350	2,560	2,670
65055	Communications- Landlines	0	0	0	370
65100	Insurance Charges	2,730	2,760	3,340	2,620
65105	Benefits Overhead	130	399	500	360
65210	Delivery Charges	50	0	0	0
65400	Indirect Costs	21,002	20,253	13,730	8,800
	SUBTOTAL FIXED CHARGES	26,502	26,762	20,130	14,820
68001	POB Misc Xfer to Fund 406	375	1,461	1,120	1,230
	SUBTOTAL TRANSFERS	375	1,461	1,120	1,230
69106	Incentive Drawings	7,260	11,497	55,000	55,000
	SUBTOTAL MISCELLANEOUS	7,260	11,497	55,000	55,000
	TOTAL	101,389	96,808	150,350	156,300

**LIABILITY AND PROPERTY INS FND
DEPARTMENT RESOURCE SUMMARY**

HUMAN RESOURCES

ACTIVITIES	ACTUAL FY 21-22	ACTUAL FY 22-23	ADOPTED FY 23-24	PROPOSED FY 24-25
REVENUES				
56000 Charges To Departments	10,635,080	12,108,015	10,694,020	11,753,430
57000 Expense Reimbursement	88,959	0	0	0
57010 Miscellaneous Recoveries	15,936	9,785	100,000	0
57019 Insurance Reimbursement	(36)	26,298	300,000	44,700
58000 Earning On Investments	114,116	124,265	49,000	49,000
58002 Net Increase (Decrease) In Fai	(29,205)	(1,450,448)	0	0
59000-011 Transfer From Fund 011	1,500,000	4,654,820	4,654,820	4,654,820
TOTAL REVENUES	12,324,851	15,472,736	15,797,840	16,501,950
EXPENDITURES				
08009051 LIABILITY & PROPERTY INS FUND	13,886,305	15,479,174	15,546,210	16,120,480
08009052 SAFETY PROGRAM	108,288	337,485	407,190	381,470
08009053 RISK MANAGEMENT PROJECTS	0	1,381,617	0	0
TOTAL EXPENDITURES	13,994,592	17,198,276	15,953,400	16,501,950
OPERATING EXPENSES	ACTUAL FY 21-22	ACTUAL FY 22-23	ADOPTED FY 23-24	PROPOSED FY 24-25
61000 SALARIES & BENEFITS	685,752	660,545	781,960	771,660
62000 CONTRACTUALS	734,563	640,899	1,174,320	1,130,680
63000 COMMODITIES	112,517	306,011	211,290	211,290
64000 INSURANCE & CLAIMS	12,163,899	13,758,496	13,436,300	14,076,380
65000 FIXED CHARGES	274,750	376,062	288,350	231,610
66000 CAPITAL	0	1,412,359	27,500	43,390
67000 DEBT SERVICE	23,111	43,904	33,680	36,940
TOTAL	13,994,592	17,198,276	15,953,400	16,501,950

LIABILITY AND PROPERTY INS FND

HUMAN RESOURCES

ACCOUNTING UNIT

RISK MANAGEMENT PROJECTS

08009053

Account Code	LINE ITEM RESOURCES	ACTUAL FY 21-22	ACTUAL FY 22-23	ADOPTED FY 23-24	PROPOSED FY 24-25
66200	Buildings & Building Improvements	0	1,381,617	0	0
	SUBTOTAL CAPITAL	0	1,381,617	0	0
	TOTAL	0	1,381,617	0	0

LIABILITY AND PROPERTY INS FND

HUMAN RESOURCES		ACCOUNTING UNIT			
LIABILITY & PROPERTY INS REVEN		08009002			
Account Code	LINE ITEM RESOURCES	ACTUAL FY 21-22	ACTUAL FY 22-23	ADOPTED FY 23-24	PROPOSED FY 24-25
56000	Charges To Departments	10,635,080	12,108,015	10,694,020	11,753,430
57000	Expense Reimbursement	88,959	0	0	0
57010	Miscellaneous Recoveries	15,936	9,785	100,000	0
57019	Insurance Reimbursement	(36)	26,298	300,000	44,700
58000	Earning On Investments	114,116	124,265	49,000	49,000
58002	Net Increase (Decrease) In Fai	(29,205)	(1,450,448)	0	0
59000	Transfer From Fund 011	1,500,000	4,654,820	4,654,820	4,654,820
	SUBTOTAL REVENUES	12,324,851	15,472,736	15,797,840	16,501,950
	TOTAL	12,324,851	15,472,736	15,797,840	16,501,950

LIABILITY AND PROPERTY INS FND

HUMAN RESOURCES		ACCOUNTING UNIT			
LIABILITY & PROPERTY INS FUND		08009051			
Account Code	LINE ITEM RESOURCES	ACTUAL FY 21-22	ACTUAL FY 22-23	ADOPTED FY 23-24	PROPOSED FY 24-25
61000	Salaries Regular	373,320	402,194	463,390	443,990
61010	Salaries Cash Out/Separation	36,131	0	25,000	3,220
61020	Salaries Part-Time	6,083	19,304	0	0
61040	Salaries Overtime	296	324	10,000	10,000
61100	Retirement-Employer Normal Cost	23,290	25,105	39,360	49,470
61102	Retirement- Employer Unfunded- Miscellaneous	152,546	58,202	47,520	52,850
61110	Part-Time Retirement	226	724	670	0
61120	Medicare Insurance	5,597	5,995	12,640	6,420
61130	Health Insurance	59,858	58,959	78,940	83,870
61170	Retiree Health Benefits	1,877	1,889	2,040	4,380
61180	Worker Compensation Insurance	25,480	25,165	22,090	23,370
	SUBTOTAL SALARIES & BENEFITS	684,705	597,860	701,650	677,570
62010	Communications	3,570	3,570	15,840	2,280
62120	Training, Transportation, Meetings	1,999	6,026	15,000	15,000
62130	Tuition Reimbursement	0	0	6,000	6,000
62140	Membership, Subscription & Dues	3,238	6,027	6,700	6,700
62300	Contract Services-Professional	399,340	225,429	635,860	625,860
62302	Contracted Vendor Personnel Services	292,215	360,712	360,500	376,390
62600	Parking Validation	0	0	2,550	2,550
62700	Auto Expense	1,200	1,200	600	600
	SUBTOTAL CONTRACTUALS	701,563	602,964	1,043,050	1,035,380
63001	Miscellaneous Operating Expenses	38,277	123,043	36,290	36,290
	SUBTOTAL COMMODITIES	38,277	123,043	36,290	36,290
64010	Insurance Payment	6,782,705	8,281,321	9,036,300	9,640,380
64050	Losses Paid	5,261,329	5,394,243	4,200,000	4,236,000
64070	Unemployment Claims Paid	119,866	82,931	200,000	200,000
	SUBTOTAL INSURANCE & CLAIMS	12,163,899	13,758,496	13,436,300	14,076,380
65000	Building Rental	55,200	67,140	67,140	75,500
65040	IT Maintenance Charge	20,730	18,130	19,060	26,270
65055	Communications- Landlines	0	0	0	3,660
65100	Insurance Charges	29,520	30,762	26,560	30,440
65105	Benefits Overhead	1,170	4,453	3,930	4,190
65400	Indirect Costs	168,130	232,423	151,050	74,470
	SUBTOTAL FIXED CHARGES	274,750	352,908	267,740	214,530
66400	Machinery & Equipment	0	0	10,000	15,890
66510	Computer Software	0	0	2,500	2,500
66511	Computer Software Subscriptions	0	0	15,000	25,000
	SUBTOTAL CAPITAL	0	0	27,500	43,390
67301	POB Principal-Misc	0	15,544	5,330	8,630
67311	POB Interest - Misc	23,111	28,360	28,350	28,310
	SUBTOTAL DEBT SERVICE	23,111	43,904	33,680	36,940
	TOTAL	13,886,305	15,479,174	15,546,210	16,120,480

LIABILITY AND PROPERTY INS FND

HUMAN RESOURCES		ACCOUNTING UNIT			
SAFETY PROGRAM		08009052			
Account Code	LINE ITEM RESOURCES	ACTUAL FY 21-22	ACTUAL FY 22-23	ADOPTED FY 23-24	PROPOSED FY 24-25
61000	Salaries Regular	0	37,936	55,430	59,330
61040	Salaries Overtime	1,047	0	0	0
61100	Retirement-Employer Normal Cost	0	4,061	6,960	7,250
61102	Retirement- Employer Unfunded- Miscellaneous	0	9,416	4,030	10,220
61120	Medicare Insurance	0	516	800	860
61130	Health Insurance	0	8,206	12,540	13,740
61170	Retiree Health Benefits	0	358	550	590
61180	Worker Compensation Insurance	0	2,191	0	2,100
	SUBTOTAL SALARIES & BENEFITS	1,047	62,685	80,310	94,090
62010	Communications	0	0	570	0
62120	Training, Transportation, Meetings	3,137	875	35,000	30,000
62140	Membership, Subscription & Dues	300	0	1,300	300
62300	Contract Services-Professional	29,564	37,060	94,400	65,000
	SUBTOTAL CONTRACTUALS	33,000	37,935	131,270	95,300
63001	Miscellaneous Operating Expenses	74,240	182,968	175,000	175,000
	SUBTOTAL COMMODITIES	74,240	182,968	175,000	175,000
65040	IT Maintenance Charge	0	0	2,840	2,970
65055	Communications- Landlines	0	0	0	410
65100	Insurance Charges	0	2,730	0	2,740
65105	Benefits Overhead	0	395	0	380
65400	Indirect Costs	0	20,030	17,770	10,580
	SUBTOTAL FIXED CHARGES	0	23,154	20,610	17,080
66511	Computer Software Subscriptions	0	30,743	0	0
	SUBTOTAL CAPITAL	0	30,743	0	0
	TOTAL	108,288	337,485	407,190	381,470

**EMPLOYEE GROUP INSURANCE
DEPARTMENT RESOURCE SUMMARY**

HUMAN RESOURCES

ACTIVITIES		ACTUAL FY 21-22	ACTUAL FY 22-23	ADOPTED FY 23-24	PROPOSED FY 24-25
REVENUES					
56000	Charges To Departments	20,992,241	21,955,229	22,235,020	23,462,070
56090	Benefit Overhead Charge	399,444	1,515,760	1,399,410	1,399,410
56800	Employee Contribution	2,586,047	2,772,504	2,682,300	3,762,770
56801	Medical Contribution	241,326	293,069	254,620	354,260
56802	Child Care Contribution	79,048	83,528	102,910	90,010
56804	POA Retiree Health Insurance-City Contribution	2,457,740	1,199,590	0	0
58000	Earning On Investments	24	3,986	0	0
59000-011	Transfer From Fund 011	3,400,000	2,534,580	2,534,580	2,534,580
	TOTAL REVENUES	30,155,870	30,358,246	29,208,840	31,603,100
EXPENDITURES					
08109052	SECTION 125 BENEFITS.	329,782	399,153	367,610	456,270
08109053	EMPLOYEE GROUP INSURANCE	28,581,555	28,756,965	29,497,020	30,644,200
	TOTAL EXPENDITURES	28,911,336	29,156,118	29,864,630	31,100,470
OPERATING EXPENSES		ACTUAL FY 21-22	ACTUAL FY 22-23	ADOPTED FY 23-24	PROPOSED FY 24-25
61000	SALARIES & BENEFITS	926,766	906,018	1,035,960	1,147,990
62000	CONTRACTUALS	100,289	175,008	347,940	325,150
63000	COMMODITIES	3,696	18,430	20,000	20,000
64000	INSURANCE & CLAIMS	27,511,384	27,550,282	28,065,280	29,219,990
65000	FIXED CHARGES	340,689	452,215	353,890	261,760
66000	CAPITAL	0	0	0	80,000
67000	DEBT SERVICE	28,512	54,165	41,560	45,580
	TOTAL	28,911,336	29,156,118	29,864,630	31,100,470

EMPLOYEE GROUP INSURANCE

HUMAN RESOURCES		ACCOUNTING UNIT			
SECTION 125 BENEFITS REVENUE		08109002			
Account Code	LINE ITEM RESOURCES	ACTUAL FY 21-22	ACTUAL FY 22-23	ADOPTED FY 23-24	PROPOSED FY 24-25
56000	Charges To Departments	20,992,241	21,955,229	22,235,020	23,462,070
56090	Benefit Overhead Charge	399,444	1,515,760	1,399,410	1,399,410
56800	Employee Contribution	2,586,047	2,772,504	2,682,300	3,762,770
56801	Medical Contribution	241,326	293,069	254,620	354,260
56802	Child Care Contribution	79,048	83,528	102,910	90,010
56804	POA Retiree Health Insurance-City Contribution	2,457,740	1,199,590	0	0
58000	Earning On Investments	24	3,986	0	0
59000	Transfer From Fund 011	3,400,000	2,534,580	2,534,580	2,534,580
	SUBTOTAL REVENUES	30,155,870	30,358,246	29,208,840	31,603,100
	TOTAL	30,155,870	30,358,246	29,208,840	31,603,100

EMPLOYEE GROUP INSURANCE

HUMAN RESOURCES		ACCOUNTING UNIT			
SECTION 125 BENEFITS.		08109052			
Account Code	LINE ITEM RESOURCES	ACTUAL FY 21-22	ACTUAL FY 22-23	ADOPTED FY 23-24	PROPOSED FY 24-25
64090	Benefit Payments-Medical	252,701	307,702	254,620	354,260
64093	Benefit Payments-Child Care	77,080	77,690	102,910	90,010
64094	Flex Acct Bank Charges	0	13,761	10,080	12,000
	SUBTOTAL INSURANCE & CLAIMS	329,782	399,153	367,610	456,270
	TOTAL	329,782	399,153	367,610	456,270

EMPLOYEE GROUP INSURANCE

HUMAN RESOURCES		ACCOUNTING UNIT			
EMPLOYEE GROUP INSURANCE		08109053			
Account Code	LINE ITEM RESOURCES	ACTUAL FY 21-22	ACTUAL FY 22-23	ADOPTED FY 23-24	PROPOSED FY 24-25
61000	Salaries Regular	532,974	589,736	678,090	744,380
61010	Salaries Cash Out/Separation	57,922	0	0	11,830
61020	Salaries Part-Time	0	4,891	39,050	28,920
61040	Salaries Overtime	10,328	99	12,000	5,000
61100	Retirement-Employer Normal Cost	29,339	53,787	72,940	79,780
61102	Retirement- Employer Unfunded- Miscellaneous	186,846	124,699	100,100	107,790
61110	Part-Time Retirement	0	183	0	1,080
61120	Medicare Insurance	7,527	8,493	9,840	11,210
61130	Health Insurance	68,821	85,796	89,190	117,670
61170	Retiree Health Benefits	1,198	2,277	3,720	7,350
61180	Worker Compensation Insurance	31,810	36,058	31,030	32,980
	SUBTOTAL SALARIES & BENEFITS	926,766	906,018	1,035,960	1,147,990
62010	Communications	4,080	4,080	11,970	0
62120	Training, Transportation, Meetings	3,984	13,246	22,000	22,000
62131	SAMA Wellness and Fitness Program Reimbursements	0	0	300	600
62140	Membership, Subscription & Dues	420	1,242	3,500	3,500
62200	Advertising	1,324	0	0	0
62300	Contract Services-Professional	89,281	154,975	301,770	290,650
62302	Contracted Vendor Personnel Services	0	86	0	0
62322	Maintenance & Repair Machinery	0	178	6,700	6,700
62600	Parking Validation	0	0	500	500
62700	Auto Expense	1,200	1,200	1,200	1,200
	SUBTOTAL CONTRACTUALS	100,289	175,008	347,940	325,150
63001	Miscellaneous Operating Expenses	3,696	18,430	20,000	20,000
	SUBTOTAL COMMODITIES	3,696	18,430	20,000	20,000
64010	Insurance Payment	25,098,340	24,942,511	25,480,810	26,480,810
64060	Insurance Pass Through	2,075,362	2,193,984	2,201,410	2,267,460
64092	Benefit Payments-Wellness	7,901	14,634	15,450	15,450
	SUBTOTAL INSURANCE & CLAIMS	27,181,603	27,151,129	27,697,670	28,763,720
65000	Building Rental	31,050	37,760	37,760	42,460
65040	IT Maintenance Charge	29,080	33,190	39,530	37,110
65055	Communications- Landlines	0	0	0	5,170
65100	Insurance Charges	36,860	44,924	37,310	42,940
65105	Benefits Overhead	1,480	6,502	5,530	5,910
65210	Delivery Charges	1,690	0	0	0
65400	Indirect Costs	240,529	329,839	233,760	128,170
	SUBTOTAL FIXED CHARGES	340,689	452,215	353,890	261,760
66511	Computer Software Subscriptions	0	0	0	80,000
	SUBTOTAL CAPITAL	0	0	0	80,000
67301	POB Principal-Misc	0	19,176	6,580	10,650
67311	POB Interest - Misc	28,512	34,988	34,980	34,930
	SUBTOTAL DEBT SERVICE	28,512	54,165	41,560	45,580
	TOTAL	28,581,555	28,756,965	29,497,020	30,644,200

**WORKERS COMPENSATION FUND
DEPARTMENT RESOURCE SUMMARY**

HUMAN RESOURCES

ACTIVITIES		ACTUAL FY 21-22	ACTUAL FY 22-23	ADOPTED FY 23-24	PROPOSED FY 24-25
REVENUES					
56000	Charges To Departments	9,619,677	10,182,080	9,647,980	9,647,980
56900	Principal Repayment	0	0	292,000	292,000
57000	Expense Reimbursement	0	454,030	126,000	0
57006	Expense Reimbursement-Condemn Deposit	465	0	0	0
58000	Earning On Investments	117,796	170,789	68,100	100,000
58002	Net Increase (Decrease) In Fai	(1,067,419)	(558,394)	0	0
	TOTAL REVENUES	8,670,519	10,248,505	10,134,080	10,039,980
EXPENDITURES					
08209052	SAFETY PROGRAM	106,567	289,380	521,800	558,070
08209054	WORKERS COMPENSATION FUND	8,530,237	9,175,503	9,515,180	9,479,570
	TOTAL EXPENDITURES	8,636,804	9,464,883	10,036,980	10,037,640
OPERATING EXPENSES		ACTUAL FY 21-22	ACTUAL FY 22-23	ADOPTED FY 23-24	PROPOSED FY 24-25
61000	SALARIES & BENEFITS	565,541	495,095	586,220	608,800
62000	CONTRACTUALS	1,417,964	1,549,113	2,400,310	1,732,100
63000	COMMODITIES	93,380	168,809	291,000	291,000
64000	INSURANCE & CLAIMS	6,315,537	6,901,665	6,500,000	7,150,000
65000	FIXED CHARGES	224,396	296,866	230,320	193,050
66000	CAPITAL	0	15,371	0	30,740
67000	DEBT SERVICE	19,984	37,965	29,130	31,950
	TOTAL	8,636,804	9,464,883	10,036,980	10,037,640

WORKERS COMPENSATION FUND

HUMAN RESOURCES		ACCOUNTING UNIT			
WORKERS COMPENSATION REVENUE		08209002			
Account Code	LINE ITEM RESOURCES	ACTUAL FY 21-22	ACTUAL FY 22-23	ADOPTED FY 23-24	PROPOSED FY 24-25
56000	Charges To Departments	9,619,677	10,182,080	9,647,980	9,647,980
56900	Principal Repayment	0	0	292,000	292,000
57000	Expense Reimbursement	0	454,030	126,000	0
57006	Expense Reimbursement-Condemn Deposit	465	0	0	0
58000	Earning On Investments	117,796	170,789	68,100	100,000
58002	Net Increase (Decrease) In Fai	(1,067,419)	(558,394)	0	0
	SUBTOTAL REVENUES	8,670,519	10,248,505	10,134,080	10,039,980
	TOTAL	8,670,519	10,248,505	10,134,080	10,039,980

WORKERS COMPENSATION FUND

HUMAN RESOURCES		ACCOUNTING UNIT			
SAFETY PROGRAM		08209052			
Account Code	LINE ITEM RESOURCES	ACTUAL FY 21-22	ACTUAL FY 22-23	ADOPTED FY 23-24	PROPOSED FY 24-25
61000	Salaries Regular	0	35,915	55,430	59,340
61100	Retirement-Employer Normal Cost	0	4,061	6,950	7,250
61102	Retirement- Employer Unfunded- Miscellaneous	0	9,416	4,030	10,220
61120	Medicare Insurance	0	516	810	860
61130	Health Insurance	0	8,206	12,540	13,740
61170	Retiree Health Benefits	0	358	560	600
61180	Worker Compensation Insurance	0	2,191	0	1,990
	SUBTOTAL SALARIES & BENEFITS	0	60,663	80,320	94,000
62010	Communications	0	0	3,570	0
62120	Training, Transportation, Meetings	4,733	4,159	45,000	45,000
62140	Membership, Subscription & Dues	0	125	1,300	1,300
62300	Contract Services-Professional	11,925	21,393	94,400	95,000
62700	Auto Expense	0	0	600	0
	SUBTOTAL CONTRACTUALS	16,657	25,678	144,870	141,300
63001	Miscellaneous Operating Expenses	89,910	164,514	276,000	276,000
	SUBTOTAL COMMODITIES	89,910	164,514	276,000	276,000
65040	IT Maintenance Charge	0	0	2,840	2,970
65055	Communications- Landlines	0	0	0	410
65100	Insurance Charges	0	2,730	0	2,590
65105	Benefits Overhead	0	395	0	360
65400	Indirect Costs	0	20,030	17,770	9,700
	SUBTOTAL FIXED CHARGES	0	23,154	20,610	16,030
66511	Computer Software Subscriptions	0	15,371	0	30,740
	SUBTOTAL CAPITAL	0	15,371	0	30,740
	TOTAL	106,567	289,380	521,800	558,070

WORKERS COMPENSATION FUND

HUMAN RESOURCES		ACCOUNTING UNIT			
WORKERS COMPENSATION FUND		08209054			
Account Code	LINE ITEM RESOURCES	ACTUAL FY 21-22	ACTUAL FY 22-23	ADOPTED FY 23-24	PROPOSED FY 24-25
61000	Salaries Regular	275,775	296,861	327,470	337,260
61010	Salaries Cash Out/Separation	48,175	0	25,000	3,220
61020	Salaries Part-Time	9,897	4,047	0	0
61040	Salaries Overtime	296	324	10,000	10,000
61100	Retirement-Employer Normal Cost	20,351	21,721	31,010	36,450
61102	Retirement- Employer Unfunded- Miscellaneous	132,557	50,358	40,230	40,710
61110	Part-Time Retirement	353	152	0	0
61120	Medicare Insurance	4,285	4,300	4,730	4,880
61130	Health Insurance	39,023	36,749	48,780	62,270
61170	Retiree Health Benefits	1,938	2,025	2,050	3,320
61180	Worker Compensation Insurance	32,890	17,894	16,630	16,690
	SUBTOTAL SALARIES & BENEFITS	565,541	434,432	505,900	514,800
62010	Communications	4,080	4,080	14,640	0
62120	Training, Transportation, Meetings	2,073	2,945	14,000	14,000
62130	Tuition Reimbursement	0	0	6,000	6,000
62140	Membership, Subscription & Dues	300	555	1,150	1,150
62300	Contract Services-Professional	2,834	2,586	1,576,500	926,500
62302	Contracted Vendor Personnel Services	1,390,819	1,512,070	640,000	640,000
62600	Parking Validation	0	0	2,550	1,950
62700	Auto Expense	1,200	1,200	600	1,200
	SUBTOTAL CONTRACTUALS	1,401,307	1,523,436	2,255,440	1,590,800
63001	Miscellaneous Operating Expenses	3,471	4,295	15,000	15,000
	SUBTOTAL COMMODITIES	3,471	4,295	15,000	15,000
64010	Insurance Payment	933,562	959,661	1,300,000	1,300,000
64080	Benefit Payments	4,786,624	5,364,503	5,200,000	5,200,000
64081	Benefit Payments-OCFA	595,352	577,500	0	650,000
	SUBTOTAL INSURANCE & CLAIMS	6,315,537	6,901,665	6,500,000	7,150,000
65000	Building Rental	55,200	67,140	67,140	75,500
65040	IT Maintenance Charge	15,260	15,060	13,080	17,370
65055	Communications- Landlines	0	0	0	2,420
65100	Insurance Charges	25,530	22,294	20,000	21,730
65105	Benefits Overhead	780	3,227	2,960	2,990
65210	Delivery Charges	1,250	0	0	0
65400	Indirect Costs	126,376	165,990	106,530	57,010
	SUBTOTAL FIXED CHARGES	224,396	273,711	209,710	177,020
67301	POB Principal-Misc	0	13,441	4,610	7,470
67311	POB Interest - Misc	19,984	24,524	24,520	24,480
	SUBTOTAL DEBT SERVICE	19,984	37,965	29,130	31,950
	TOTAL	8,530,237	9,175,503	9,515,180	9,479,570

**QUALITY SERVICE TRAINING
DEPARTMENT RESOURCE SUMMARY**

HUMAN RESOURCES

ACTIVITIES		ACTUAL FY 21-22	ACTUAL FY 22-23	ADOPTED FY 23-24	PROPOSED FY 24-25
EXPENDITURES					
08809050	QUALITY SERVICE TRAINING	79,537	190,010	0	0
	TOTAL EXPENDITURES	79,537	190,010	0	0
OPERATING EXPENSES		ACTUAL FY 21-22	ACTUAL FY 22-23	ADOPTED FY 23-24	PROPOSED FY 24-25
62000	CONTRACTUALS	0	133,482	0	0
63000	COMMODITIES	0	22,687	0	0
66000	CAPITAL	79,537	33,841	0	0
	TOTAL	79,537	190,010	0	0

QUALITY SERVICE TRAINING

HUMAN RESOURCES

ACCOUNTING UNIT

QUALITY SERVICE TRAINING

08809050

Account Code	LINE ITEM RESOURCES	ACTUAL FY 21-22	ACTUAL FY 22-23	ADOPTED FY 23-24	PROPOSED FY 24-25
62300	Contract Services-Professional	0	133,482	0	0
	SUBTOTAL CONTRACTUALS	0	133,482	0	0
63001	Miscellaneous Operating Expenses	0	22,687	0	0
	SUBTOTAL COMMODITIES	0	22,687	0	0
66511	Computer Software Subscriptions	79,537	33,841	0	0
	SUBTOTAL CAPITAL	79,537	33,841	0	0
	TOTAL	79,537	190,010	0	0

**American Rescue Plan Act
DEPARTMENT RESOURCE SUMMARY**

HUMAN RESOURCES

ACTIVITIES	ACTUAL FY 21-22	ACTUAL FY 22-23	ADOPTED FY 23-24	PROPOSED FY 24-25
EXPENDITURES				
18109013 ARPA - HUMAN RESOURCES	60,896	5,342	129,880	0
TOTAL EXPENDITURES	60,896	5,342	129,880	0
OPERATING EXPENSES	ACTUAL FY 21-22	ACTUAL FY 22-23	ADOPTED FY 23-24	PROPOSED FY 24-25
61000 SALARIES & BENEFITS	60,896	5,017	118,920	0
62000 CONTRACTUALS	0	0	1,150	0
65000 FIXED CHARGES	0	325	9,810	0
TOTAL	60,896	5,342	129,880	0

American Rescue Plan Act

HUMAN RESOURCES		ACCOUNTING UNIT			
ARPA - HUMAN RESOURCES		18109013			
Account Code	LINE ITEM RESOURCES	ACTUAL FY 21-22	ACTUAL FY 22-23	ADOPTED FY 23-24	PROPOSED FY 24-25
61000	Salaries Regular	51,297	3,713	80,430	0
61040	Salaries Overtime	1,056	0	0	0
61100	Retirement-Employer Normal Cost	1,989	169	10,090	0
61102	Retirement- Employer Unfunded- Miscellaneous	0	392	0	0
61120	Medicare Insurance	750	55	1,170	0
61130	Health Insurance	5,805	461	24,240	0
61180	Worker Compensation Insurance	0	228	2,990	0
	SUBTOTAL SALARIES & BENEFITS	60,896	5,017	118,920	0
62010	Communications	0	0	1,150	0
	SUBTOTAL CONTRACTUALS	0	0	1,150	0
65040	IT Maintenance Charge	0	0	5,690	0
65100	Insurance Charges	0	284	3,590	0
65105	Benefits Overhead	0	41	530	0
	SUBTOTAL FIXED CHARGES	0	325	9,810	0
	TOTAL	60,896	5,342	129,880	0

FINANCE & MANAGEMENT SERVICES



**Finance & Management Services
Position Summary**

Authorized Personnel	Funded FY 23-24	Workforce Changes	Funded FY 24-25
Accountant I	2		2
Accountant II	7		7
Accounting Manager (MM)	1		1
Accounts Payable Supervisor	1		1
Accounts Payable Technician	3		3
Administrative Services Manager (MM)	1		1
Assistant Buyer	1		1
Assistant Director of Finance and Management Services (MM)	1		1
Budget and Research Manager (AM)	1		1
Business Tax Collector / Inspector	3	(1)	2
Buyer	3		3
Central Services Supervisor	1		1
Customer Service Representative	6	1	7
Data Entry Office Assistant	1		1
Executive Director of Finance and Management Services (EM)	1		1
Executive Secretary (UC)	1		1
Financial Analyst (UC)	1		1
Meter Reader Collector	5		5
Payroll Manager (AM)	1		1
Payroll Systems Analyst (UC)	1		1
Payroll Technician (UC)	4		4
Purchasing Supervisor	1		1
Reprographic Equipment Operator	1		1
Revenue Supervisor	1		1
Senior Accountant	3		3
Senior Accounting Assistant	2		2
Senior Accounting Assistant / Systems Technician	2		2
Senior Budget Analyst (AM)	2		2
Senior Buyer	1		1
Senior Financial Analyst (AM)	1		1
Senior Management Analyst (AM)	1		1
Senior Payroll Technician (UC)	1		1
Supervising Accountant	1		1
Tax Compliance Officer	0	1	1
Treasury and Customer Services Manager (MM)	1		1
Treasury Services Specialist	1		1
Treasury Services Supervisor	1		1
Utilities Billing / Systems Technician	2		2
Utilities Customer Service Supervisor	1		1
Funded Total	69	1	70

GENERAL FUND	63.15
CANNABIS PUBLIC BENEFIT FUND	0.85
ENTERPRISE FUND	1.00
FEDERAL/STATE GRANTS	4.50
OTHER RESTRICTED FUND	0.50
TOTAL FUNDED POSITIONS	70.00

**GENERAL FUND
DEPARTMENT RESOURCE SUMMARY**

FINANCE DEPARTMENT

ACTIVITIES	ACTUAL FY 21-22	ACTUAL FY 22-23	ADOPTED FY 23-24	PROPOSED FY 24-25
EXPENDITURES				
01110017 FMSA - SERVICE ENHANCEMENT	127,544	264,683	317,350	334,600
01110100 FIN/MGMT SVS-MANAGEMENT & SUPT	1,470,967	1,351,959	1,646,840	1,914,450
01110110 FIN/MGMT SVS-ACCOUNTING	2,530,727	3,496,975	3,119,020	3,294,160
01110115 FIN/MGMT SVS-PAYROLL	900,707	771,271	934,270	939,050
01110120 FIN/MGMT SVS-PURCHASING	781,338	1,444,953	1,626,540	1,784,470
01110130 FIN/MGMT SVS-TREAS/CUST SVS	2,414,249	2,478,109	2,441,530	2,777,090
01110131 FIN/MGMT SVS-MUNICIPAL UTILITY SERVICES	1,044,485	1,320,873	1,323,160	1,556,940
01110132 FIN/MGMT SVS-TAX AND LICENSING	0	480,162	565,160	667,400
TOTAL EXPENDITURES	9,270,019	11,608,984	11,973,870	13,268,160
OPERATING EXPENSES				
	ACTUAL FY 21-22	ACTUAL FY 22-23	ADOPTED FY 23-24	PROPOSED FY 24-25
61000 SALARIES & BENEFITS	7,150,168	7,611,203	8,409,070	9,271,950
62000 CONTRACTUALS	921,097	1,213,576	1,404,420	1,743,970
63000 COMMODITIES	183,747	374,404	451,800	414,800
65000 FIXED CHARGES	909,630	1,547,906	1,507,090	1,635,110
66000 CAPITAL	43,068	800,166	140,630	141,380
68000 TRANSFERS	51,710	51,560	51,360	51,450
69000 MISCELLANEOUS	10,598	10,170	9,500	9,500
TOTAL	9,270,019	11,608,984	11,973,870	13,268,160

GENERAL FUND

FINANCE DEPARTMENT		ACCOUNTING UNIT			
FMSA - SERVICE ENHANCEMENT		01110017			
Account Code	LINE ITEM RESOURCES	ACTUAL FY 21-22	ACTUAL FY 22-23	ADOPTED FY 23-24	PROPOSED FY 24-25
61000	Salaries Regular	48,715	67,458	69,980	80,270
61040	Salaries Overtime	0	4,473	0	0
61100	Retirement-Employer Normal Cost	5,684	7,515	8,780	9,810
61120	Medicare Insurance	689	1,008	1,010	1,160
61130	Health Insurance	18,299	23,759	24,240	26,880
61170	Retiree Health Benefits	0	0	0	800
61180	Worker Compensation Insurance	0	3,946	2,750	3,620
	SUBTOTAL SALARIES & BENEFITS	73,387	108,160	106,760	122,540
62010	Communications	0	0	1,150	0
62300	Contract Services-Professional	54,157	151,306	200,250	200,250
	SUBTOTAL CONTRACTUALS	54,157	151,306	201,400	200,250
65040	IT Maintenance Charge	0	0	5,690	5,940
65055	Communications- Landlines	0	0	0	830
65100	Insurance Charges	0	4,482	2,990	4,370
65105	Benefits Overhead	0	736	510	670
	SUBTOTAL FIXED CHARGES	0	5,217	9,190	11,810
	TOTAL	127,544	264,683	317,350	334,600

GENERAL FUND

FINANCE DEPARTMENT		ACCOUNTING UNIT			
FIN/MGMT SVS-MUNICIPAL UTILITY SERVICES		01110131			
Account Code	LINE ITEM RESOURCES	ACTUAL FY 21-22	ACTUAL FY 22-23	ADOPTED FY 23-24	PROPOSED FY 24-25
61000	Salaries Regular	613,881	718,663	729,200	896,520
61010	Salaries Cash Out/Separation	0	65,458	0	0
61020	Salaries Part-Time	66,439	59,562	122,860	129,610
61040	Salaries Overtime	72,795	106,014	50,000	50,000
61100	Retirement-Employer Normal Cost	46,804	54,812	72,030	87,150
61110	Part-Time Retirement	1,912	1,674	4,610	4,860
61120	Medicare Insurance	8,938	11,435	12,330	14,870
61130	Health Insurance	106,274	150,863	183,360	197,640
61170	Retiree Health Benefits	0	0	0	8,760
61180	Worker Compensation Insurance	38,220	44,009	38,390	41,790
	SUBTOTAL SALARIES & BENEFITS	955,262	1,212,492	1,212,780	1,431,200
62010	Communications	0	0	10,320	0
62300	Contract Services-Professional	134	0	0	0
	SUBTOTAL CONTRACTUALS	134	0	10,320	0
65040	IT Maintenance Charge	46,060	50,200	51,200	59,370
65055	Communications- Landlines	0	0	0	8,270
65100	Insurance Charges	41,110	49,976	41,810	50,360
65105	Benefits Overhead	1,920	8,205	7,050	7,740
	SUBTOTAL FIXED CHARGES	89,090	108,381	100,060	125,740
	TOTAL	1,044,485	1,320,873	1,323,160	1,556,940

GENERAL FUND

FINANCE DEPARTMENT		ACCOUNTING UNIT			
FIN/MGMT SVS-TAX AND LICENSING		01110132			
Account Code	LINE ITEM RESOURCES	ACTUAL FY 21-22	ACTUAL FY 22-23	ADOPTED FY 23-24	PROPOSED FY 24-25
61000	Salaries Regular	0	268,483	320,830	353,460
61020	Salaries Part-Time	0	91,814	118,830	123,790
61040	Salaries Overtime	0	7,499	0	0
61100	Retirement-Employer Normal Cost	0	19,955	31,020	33,030
61110	Part-Time Retirement	0	2,833	4,390	4,580
61120	Medicare Insurance	0	5,192	6,330	6,900
61130	Health Insurance	0	34,978	62,230	67,880
61170	Retiree Health Benefits	0	0	0	3,440
61180	Worker Compensation Insurance	0	21,041	0	19,350
	SUBTOTAL SALARIES & BENEFITS	0	451,794	543,630	612,430
62010	Communications	0	0	3,610	0
62300	Contract Services-Professional	0	462	0	0
	SUBTOTAL CONTRACTUALS	0	462	3,610	0
63001	Miscellaneous Operating Expenses	0	88	0	0
	SUBTOTAL COMMODITIES	0	88	0	0
65040	IT Maintenance Charge	0	0	17,920	24,640
65055	Communications- Landlines	0	0	0	3,430
65100	Insurance Charges	0	23,894	0	23,320
65105	Benefits Overhead	0	3,923	0	3,580
	SUBTOTAL FIXED CHARGES	0	27,817	17,920	54,970
	TOTAL	0	480,162	565,160	667,400

GENERAL FUND

FINANCE DEPARTMENT		ACCOUNTING UNIT			
FIN/MGMT SVS-MANAGEMENT & SUPT		01110002			
Account Code	LINE ITEM RESOURCES	ACTUAL FY 21-22	ACTUAL FY 22-23	ADOPTED FY 23-24	PROPOSED FY 24-25
51001	Bingo Licenses	125	130	0	0
51002	Dog Licenses	590,603	538,279	625,000	600,000
51003	Dog Licenses-Civic Collections Inc	28	0	0	0
52365	AB678 Ground Emerg. Medical Transp.(GEMT) Reim	(281,894)	0	0	0
52366	CASp Certification Training Fund	15,641	15,513	6,500	15,500
53901	Stop Pmt/Reissue Fee	121	237	0	0
53902	Misc Service Charge	145,362	205,319	0	0
57000	Expense Reimbursement	58,876	70,217	0	0
57010	Miscellaneous Recoveries	9,264	21,788	0	0
57900	Bad Check Recoveries	166	13,714	7,000	20,000
57993	Write Off Collections	(1,902)	0	0	0
59000	Transfer From Fund 071	0	15,339	0	0
	SUBTOTAL REVENUES	536,391	880,536	638,500	635,500
	TOTAL	536,391	880,536	638,500	635,500

GENERAL FUND

FINANCE DEPARTMENT		ACCOUNTING UNIT			
FIN/MGMT SVS-MANAGEMENT & SUPT		01110100			
Account Code	LINE ITEM RESOURCES	ACTUAL FY 21-22	ACTUAL FY 22-23	ADOPTED FY 23-24	PROPOSED FY 24-25
61000	Salaries Regular	867,163	767,236	964,720	1,067,550
61010	Salaries Cash Out/Separation	24,513	0	0	0
61020	Salaries Part-Time	35,142	15,100	44,500	54,280
61040	Salaries Overtime	153	408	5,000	5,000
61100	Retirement-Employer Normal Cost	61,435	61,704	80,450	86,760
61110	Part-Time Retirement	1,318	944	1,670	2,040
61120	Medicare Insurance	13,123	11,017	14,590	16,210
61130	Health Insurance	128,654	109,552	167,640	162,840
61170	Retiree Health Benefits	5,047	5,485	5,840	10,260
61180	Worker Compensation Insurance	43,670	45,633	50,910	42,010
	SUBTOTAL SALARIES & BENEFITS	1,180,218	1,017,079	1,335,320	1,446,950
62010	Communications	12,113	13,529	22,030	16,850
62120	Training, Transportation, Meetings	4,745	12,899	7,500	7,500
62140	Membership, Subscription & Dues	3,324	1,693	7,700	7,700
62300	Contract Services-Professional	114,049	135,961	38,500	188,500
62600	Parking Validation	0	0	1,000	1,000
62700	Auto Expense	6,000	6,000	6,000	6,000
	SUBTOTAL CONTRACTUALS	140,231	170,082	82,730	227,550
63001	Miscellaneous Operating Expenses	29,909	15,067	16,600	16,600
63300	Gas & Diesel	0	0	2,710	2,710
	SUBTOTAL COMMODITIES	29,909	15,067	19,310	19,310
65000	Building Rental	20,970	25,500	25,500	28,670
65010	Rental City Equipment	3,984	4,380	1,270	1,370
65011	Equipment Replacement Charges	5,400	1,350	2,940	2,950
65012	Accident Repair & Replacement	96	96	0	0
65040	IT Maintenance Charge	40,300	39,040	39,820	47,500
65055	Communications- Landlines	0	0	0	6,610
65100	Insurance Charges	46,970	51,847	55,460	50,630
65105	Benefits Overhead	2,080	8,507	9,360	7,780
65210	Delivery Charges	810	0	0	0
	SUBTOTAL FIXED CHARGES	120,610	130,719	134,350	145,510
66511	Computer Software Subscriptions	0	19,011	75,130	75,130
	SUBTOTAL CAPITAL	0	19,011	75,130	75,130
	TOTAL	1,470,967	1,351,959	1,646,840	1,914,450

GENERAL FUND

FINANCE DEPARTMENT		ACCOUNTING UNIT			
FIN/MGMT SVS-ACCOUNTING		01110110			
Account Code	LINE ITEM RESOURCES	ACTUAL FY 21-22	ACTUAL FY 22-23	ADOPTED FY 23-24	PROPOSED FY 24-25
61000	Salaries Regular	1,459,119	1,606,549	1,686,740	1,934,400
61010	Salaries Cash Out/Separation	58,027	0	76,360	0
61020	Salaries Part-Time	37,992	40,725	60,360	82,340
61040	Salaries Overtime	25,972	18,273	22,570	22,570
61100	Retirement-Employer Normal Cost	119,085	121,679	159,950	170,390
61110	Part-Time Retirement	1,425	1,505	2,320	2,490
61120	Medicare Insurance	21,255	22,427	25,280	28,950
61130	Health Insurance	281,447	315,773	365,840	395,160
61170	Retiree Health Benefits	1,553	1,633	1,710	18,700
61180	Worker Compensation Insurance	75,230	93,556	84,470	88,460
	SUBTOTAL SALARIES & BENEFITS	2,081,106	2,222,119	2,485,600	2,743,460
62010	Communications	7,846	7,650	20,980	5,000
62120	Training, Transportation, Meetings	1,709	3,260	15,000	15,000
62140	Membership, Subscription & Dues	3,823	2,129	7,600	7,600
62300	Contract Services-Professional	128,481	180,909	280,000	211,000
62302	Contracted Vendor Personnel Services	10,634	13,796	0	0
	SUBTOTAL CONTRACTUALS	152,493	207,744	323,580	238,600
63001	Miscellaneous Operating Expenses	27,741	25,341	38,000	0
	SUBTOTAL COMMODITIES	27,741	25,341	38,000	0
65000	Building Rental	33,880	41,210	41,210	46,340
65040	IT Maintenance Charge	109,400	103,740	104,100	108,650
65055	Communications- Landlines	0	0	0	15,130
65100	Insurance Charges	80,920	106,242	92,010	106,600
65105	Benefits Overhead	6,330	17,443	15,520	16,380
65210	Delivery Charges	2,120	0	0	0
	SUBTOTAL FIXED CHARGES	232,650	268,634	252,840	293,100
66200	Buildings & Building Improvements	36,737	772,956	0	0
66511	Computer Software Subscriptions	0	182	19,000	19,000
	SUBTOTAL CAPITAL	36,737	773,137	19,000	19,000
	TOTAL	2,530,727	3,496,975	3,119,020	3,294,160

GENERAL FUND

FINANCE DEPARTMENT		ACCOUNTING UNIT			
FIN/MGMT SVS-PAYROLL		01110115			
Account Code	LINE ITEM RESOURCES	ACTUAL FY 21-22	ACTUAL FY 22-23	ADOPTED FY 23-24	PROPOSED FY 24-25
61000	Salaries Regular	602,792	491,930	593,600	622,220
61020	Salaries Part-Time	15,859	18,643	18,840	19,800
61040	Salaries Overtime	24,416	27,801	13,400	13,400
61100	Retirement-Employer Normal Cost	30,921	26,177	49,000	48,200
61110	Part-Time Retirement	598	688	710	740
61120	Medicare Insurance	9,051	7,562	8,850	9,280
61130	Health Insurance	90,206	75,312	104,160	119,760
61170	Retiree Health Benefits	1,378	178	1,360	5,950
61180	Worker Compensation Insurance	33,290	29,200	34,910	27,420
	SUBTOTAL SALARIES & BENEFITS	808,511	677,491	824,830	866,770
62010	Communications	3,570	3,797	6,880	0
62120	Training, Transportation, Meetings	2,300	2,552	9,500	9,500
62140	Membership, Subscription & Dues	410	405	500	500
62300	Contract Services-Professional	8,192	9,531	3,000	3,000
	SUBTOTAL CONTRACTUALS	14,472	16,284	19,880	13,000
63001	Miscellaneous Operating Expenses	4,675	5,431	11,000	11,000
	SUBTOTAL COMMODITIES	4,675	5,431	11,000	11,000
65040	IT Maintenance Charge	34,550	33,460	34,130	4,450
65055	Communications- Landlines	0	0	0	4,960
65100	Insurance Charges	35,810	33,160	38,020	33,040
65105	Benefits Overhead	2,120	5,444	6,410	5,080
65210	Delivery Charges	570	0	0	0
	SUBTOTAL FIXED CHARGES	73,050	72,064	78,560	47,530
66511	Computer Software Subscriptions	0	0	0	750
	SUBTOTAL CAPITAL	0	0	0	750
	TOTAL	900,707	771,271	934,270	939,050

GENERAL FUND

FINANCE DEPARTMENT		ACCOUNTING UNIT			
FIN/MGMT SVS-PURCHASING		01110120			
Account Code	LINE ITEM RESOURCES	ACTUAL FY 21-22	ACTUAL FY 22-23	ADOPTED FY 23-24	PROPOSED FY 24-25
61000	Salaries Regular	411,298	603,277	764,880	834,120
61010	Salaries Cash Out/Separation	88,490	20,691	0	4,100
61020	Salaries Part-Time	0	1,078	29,570	51,380
61040	Salaries Overtime	4,144	3,756	9,600	9,600
61100	Retirement-Employer Normal Cost	30,502	31,914	60,160	61,830
61110	Part-Time Retirement	0	522	1,110	1,930
61120	Medicare Insurance	4,200	8,505	11,480	12,780
61130	Health Insurance	65,532	103,421	151,800	159,360
61170	Retiree Health Benefits	0	1,328	1,580	7,940
61180	Worker Compensation Insurance	26,200	35,374	31,920	37,160
	SUBTOTAL SALARIES & BENEFITS	630,366	809,867	1,062,100	1,180,200
62010	Communications	7,650	9,010	9,170	0
62120	Training, Transportation, Meetings	3,889	5,811	2,600	3,600
62140	Membership, Subscription & Dues	2,582	5,763	2,060	3,060
62300	Contract Services-Professional	26,048	62,570	58,250	58,250
62322	Maintenance & Repair Machinery	0	30,147	5,000	5,000
	SUBTOTAL CONTRACTUALS	40,169	113,301	77,080	69,910
63001	Miscellaneous Operating Expenses	3,383	93,800	93,800	93,800
63020	Postage/Printing	0	179,860	130,000	130,000
63300	Gas & Diesel	0	1,027	0	1,000
	SUBTOTAL COMMODITIES	3,383	274,687	223,800	224,800
65000	Building Rental	48,720	154,690	154,690	173,950
65010	Rental City Equipment	0	5,580	4,430	4,780
65011	Equipment Replacement Charges	0	825	1,800	1,800
65012	Accident Repair & Replacement	0	132	0	0
65040	IT Maintenance Charge	28,790	39,050	45,510	53,430
65055	Communications- Landlines	0	0	0	7,440
65100	Insurance Charges	28,180	40,171	34,760	44,780
65105	Benefits Overhead	1,290	6,595	5,870	6,880
65210	Delivery Charges	440	0	0	0
	SUBTOTAL FIXED CHARGES	107,420	247,043	247,060	293,060
66511	Computer Software Subscriptions	0	55	16,500	16,500
	SUBTOTAL CAPITAL	0	55	16,500	16,500
	TOTAL	781,338	1,444,953	1,626,540	1,784,470

GENERAL FUND

FINANCE DEPARTMENT		ACCOUNTING UNIT			
FIN/MGMT SVS-TREAS/CUST SVS		01110130			
Account Code	LINE ITEM RESOURCES	ACTUAL FY 21-22	ACTUAL FY 22-23	ADOPTED FY 23-24	PROPOSED FY 24-25
61000	Salaries Regular	922,608	664,878	502,220	551,740
61010	Salaries Cash Out/Separation	0	159,093	0	0
61020	Salaries Part-Time	110,431	64,267	76,650	68,460
61040	Salaries Overtime	11,033	1,426	22,800	22,800
61100	Retirement-Employer Normal Cost	141,876	47,274	52,350	55,150
61110	Part-Time Retirement	4,145	2,185	2,870	2,570
61120	Medicare Insurance	16,066	12,249	8,380	8,990
61130	Health Insurance	159,796	116,984	112,320	114,120
61170	Retiree Health Benefits	2,212	1,863	2,170	5,410
61180	Worker Compensation Insurance	53,150	41,981	58,290	39,160
	SUBTOTAL SALARIES & BENEFITS	1,421,317	1,112,202	838,050	868,400
62010	Communications	33,423	30,866	10,320	13,660
62120	Training, Transportation, Meetings	403	5,282	8,700	8,700
62130	Tuition Reimbursement	0	18	0	0
62140	Membership, Subscription & Dues	1,055	975	2,000	2,000
62300	Contract Services-Professional	469,324	517,255	660,200	965,700
62322	Maintenance & Repair Machinery	15,238	0	4,600	4,600
	SUBTOTAL CONTRACTUALS	519,443	554,396	685,820	994,660
63001	Miscellaneous Operating Expenses	100,794	35,919	149,000	149,000
63100	Uniforms	0	103	0	0
63300	Gas & Diesel	17,247	17,766	10,690	10,690
	SUBTOTAL COMMODITIES	118,040	53,789	159,690	159,690
65000	Building Rental	69,190	84,160	84,160	94,640
65010	Rental City Equipment	59,376	73,056	39,920	43,080
65011	Equipment Replacement Charges	17,976	4,494	9,790	9,800
65012	Accident Repair & Replacement	1,428	1,428	660	1,450
65040	IT Maintenance Charge	75,710	62,190	51,200	35,620
65050	IT Department Specific	0	407,180	407,180	419,400
65055	Communications- Landlines	0	0	0	4,960
65100	Insurance Charges	57,170	47,698	63,490	47,190
65105	Benefits Overhead	3,900	7,823	10,710	7,250
65210	Delivery Charges	2,060	0	0	0
	SUBTOTAL FIXED CHARGES	286,810	688,029	667,110	663,390
66400	Machinery & Equipment	6,331	0	30,000	30,000
66511	Computer Software Subscriptions	0	7,962	0	0
	SUBTOTAL CAPITAL	6,331	7,962	30,000	30,000
68000	Transfer to Fund 404 (Police Bldg/Ross Annex Debt)	51,710	51,560	51,360	51,450
	SUBTOTAL TRANSFERS	51,710	51,560	51,360	51,450
69142	Payment to other Agencies	10,348	10,109	9,500	9,500
69500	Cash Over (Shortage)	250	61	0	0
	SUBTOTAL MISCELLANEOUS	10,598	10,170	9,500	9,500
	TOTAL	2,414,249	2,478,109	2,441,530	2,777,090

**CANNABIS PUBLIC BENEFIT
DEPARTMENT RESOURCE SUMMARY**

FINANCE DEPARTMENT

ACTIVITIES		ACTUAL FY 21-22	ACTUAL FY 22-23	ADOPTED FY 23-24	PROPOSED FY 24-25
EXPENDITURES					
01210010	FINANCE ENFORCEMENT SERVICES	107,949	115,060	362,990	245,520
	TOTAL EXPENDITURES	107,949	115,060	362,990	245,520
OPERATING EXPENSES		ACTUAL FY 21-22	ACTUAL FY 22-23	ADOPTED FY 23-24	PROPOSED FY 24-25
61000	SALARIES & BENEFITS	98,769	105,012	96,780	112,900
62000	CONTRACTUALS	0	0	255,550	120,550
65000	FIXED CHARGES	9,180	10,048	10,660	12,070
	TOTAL	107,949	115,060	362,990	245,520

CANNABIS PUBLIC BENEFIT

FINANCE DEPARTMENT		ACCOUNTING UNIT			
FINANCE ENFORCEMENT SERVICES		01210010			
Account Code	LINE ITEM RESOURCES	ACTUAL FY 21-22	ACTUAL FY 22-23	ADOPTED FY 23-24	PROPOSED FY 24-25
61000	Salaries Regular	81,086	84,734	77,680	90,390
61040	Salaries Overtime	884	3,326	0	0
61100	Retirement-Employer Normal Cost	3,011	2,537	3,510	3,790
61120	Medicare Insurance	1,165	1,252	1,120	1,300
61130	Health Insurance	8,784	9,148	9,890	12,040
61170	Retiree Health Benefits	0	0	0	830
61180	Worker Compensation Insurance	3,840	4,015	4,580	4,550
	SUBTOTAL SALARIES & BENEFITS	98,769	105,012	96,780	112,900
62300	Contract Services-Professional	0	0	255,550	120,550
	SUBTOTAL CONTRACTUALS	0	0	255,550	120,550
65040	IT Maintenance Charge	4,890	4,740	4,840	5,050
65055	Communications- Landlines	0	0	0	700
65100	Insurance Charges	4,130	4,559	4,980	5,480
65105	Benefits Overhead	160	749	840	840
	SUBTOTAL FIXED CHARGES	9,180	10,048	10,660	12,070
	TOTAL	107,949	115,060	362,990	245,520

**CENTRAL SERVICES
DEPARTMENT RESOURCE SUMMARY**

FINANCE DEPARTMENT

ACTIVITIES	ACTUAL FY 21-22	ACTUAL FY 22-23	ADOPTED FY 23-24	PROPOSED FY 24-25
REVENUES				
56010 Delivery Charge	84,483	0	0	0
56011 Postage Charge	185,392	0	0	0
56012 Reprographics Charge	219,293	0	0	0
58000 Earning On Investments	656	0	0	0
59000-011 Transfer From Fund 011	426,000	704,127	0	0
TOTAL REVENUES	915,824	704,127	0	0
EXPENDITURES				
07110100 FIN/MGMT-CENTRAL SVCS	680,638	120,352	0	0
TOTAL EXPENDITURES	680,638	120,352	0	0
OPERATING EXPENSES	ACTUAL FY 21-22	ACTUAL FY 22-23	ADOPTED FY 23-24	PROPOSED FY 24-25
61000 SALARIES & BENEFITS	236,772	115,224	0	0
62000 CONTRACTUALS	34,190	0	0	0
63000 COMMODITIES	211,091	0	0	0
65000 FIXED CHARGES	177,589	5,127	0	0
66000 CAPITAL	16,313	0	0	0
67000 DEBT SERVICE	4,683	0	0	0
TOTAL	680,638	120,352	0	0

CENTRAL SERVICES

FINANCE DEPARTMENT		ACCOUNTING UNIT			
FIN/MGMT-CENTRAL SVCS		07110002			
Account Code	LINE ITEM RESOURCES	ACTUAL FY 21-22	ACTUAL FY 22-23	ADOPTED FY 23-24	PROPOSED FY 24-25
56010	Delivery Charge	84,483	0	0	0
56011	Postage Charge	185,392	0	0	0
56012	Reprographics Charge	219,293	0	0	0
58000	Earning On Investments	656	0	0	0
59000	Transfer From Fund 011	426,000	704,127	0	0
	SUBTOTAL REVENUES	915,824	704,127	0	0
	TOTAL	915,824	704,127	0	0

CENTRAL SERVICES

FINANCE DEPARTMENT		ACCOUNTING UNIT			
FIN/MGMT-CENTRAL SVCS		07110100			
Account Code	LINE ITEM RESOURCES	ACTUAL FY 21-22	ACTUAL FY 22-23	ADOPTED FY 23-24	PROPOSED FY 24-25
61000	Salaries Regular	151,470	87,637	0	0
61020	Salaries Part-Time	2,834	0	0	0
61040	Salaries Overtime	38	0	0	0
61100	Retirement-Employer Normal Cost	5,726	2,695	0	0
61102	Retirement- Employer Unfunded- Miscellaneous	31,539	0	0	0
61110	Part-Time Retirement	106	0	0	0
61120	Medicare Insurance	2,094	1,192	0	0
61130	Health Insurance	33,735	19,822	0	0
61180	Worker Compensation Insurance	9,230	3,878	0	0
	SUBTOTAL SALARIES & BENEFITS	236,772	115,224	0	0
62010	Communications	2,040	0	0	0
62300	Contract Services-Professional	32,150	0	0	0
	SUBTOTAL CONTRACTUALS	34,190	0	0	0
63001	Miscellaneous Operating Expenses	77,015	0	0	0
63020	Postage/Printing	133,000	0	0	0
63300	Gas & Diesel	1,076	0	0	0
	SUBTOTAL COMMODITIES	211,091	0	0	0
65000	Building Rental	78,450	0	0	0
65010	Rental City Equipment	5,076	0	0	0
65011	Equipment Replacement Charges	3,300	0	0	0
65012	Accident Repair & Replacement	132	0	0	0
65040	IT Maintenance Charge	11,520	0	0	0
65100	Insurance Charges	9,930	4,404	0	0
65105	Benefits Overhead	580	723	0	0
65210	Delivery Charges	260	0	0	0
65400	Indirect Costs	68,341	0	0	0
	SUBTOTAL FIXED CHARGES	177,589	5,127	0	0
66400	Machinery & Equipment	16,313	0	0	0
	SUBTOTAL CAPITAL	16,313	0	0	0
67311	POB Interest - Misc	4,683	0	0	0
	SUBTOTAL DEBT SERVICE	4,683	0	0	0
	TOTAL	680,638	120,352	0	0

**457 ADMIN PLAN
DEPARTMENT RESOURCE SUMMARY**

FINANCE DEPARTMENT

ACTIVITIES		ACTUAL FY 21-22	ACTUAL FY 22-23	ADOPTED FY 23-24	PROPOSED FY 24-25
REVENUES					
57991	Miscellaneous Receipts	0	0	300	0
57994	Deferred Comp Plan Fees	0	0	69,000	0
	TOTAL REVENUES	0	0	69,300	0
EXPENDITURES					
10010172	SECTION 457 FIDUCIARY ADMIN	0	0	93,000	0
	TOTAL EXPENDITURES	0	0	93,000	0
OPERATING EXPENSES		ACTUAL FY 21-22	ACTUAL FY 22-23	ADOPTED FY 23-24	PROPOSED FY 24-25
62000	CONTRACTUALS	0	0	28,000	0
69000	MISCELLANEOUS	0	0	65,000	0
	TOTAL	0	0	93,000	0

457 ADMIN PLAN

FINANCE DEPARTMENT		ACCOUNTING UNIT			
SECTION 457 FIDUCIARY ADMIN		10010002			
Account Code	LINE ITEM RESOURCES	ACTUAL FY 21-22	ACTUAL FY 22-23	ADOPTED FY 23-24	PROPOSED FY 24-25
57991	Miscellaneous Receipts	0	0	300	0
57994	Deferred Comp Plan Fees	0	0	69,000	0
	SUBTOTAL REVENUES	0	0	69,300	0
	TOTAL	0	0	69,300	0

457 ADMIN PLAN

FINANCE DEPARTMENT		ACCOUNTING UNIT			
SECTION 457 FIDUCIARY ADMIN		10010172			
Account Code	LINE ITEM RESOURCES	ACTUAL FY 21-22	ACTUAL FY 22-23	ADOPTED FY 23-24	PROPOSED FY 24-25
62300	Contract Services-Professional	0	0	28,000	0
	SUBTOTAL CONTRACTUALS	0	0	28,000	0
69109	Deferred Comp Plan Expense	0	0	65,000	0
	SUBTOTAL MISCELLANEOUS	0	0	65,000	0
	TOTAL	0	0	93,000	0

**American Rescue Plan Act
DEPARTMENT RESOURCE SUMMARY**

FINANCE DEPARTMENT

ACTIVITIES	ACTUAL FY 21-22	ACTUAL FY 22-23	ADOPTED FY 23-24	PROPOSED FY 24-25
EXPENDITURES				
18110013 ARPA-FMSA	503,933	157,253	317,800	372,520
TOTAL EXPENDITURES	503,933	157,253	317,800	372,520
OPERATING EXPENSES	ACTUAL FY 21-22	ACTUAL FY 22-23	ADOPTED FY 23-24	PROPOSED FY 24-25
61000 SALARIES & BENEFITS	29,160	131,050	299,270	345,630
62000 CONTRACTUALS	474,773	20,961	0	0
63000 COMMODITIES	0	246	0	0
65000 FIXED CHARGES	0	4,997	18,530	26,890
TOTAL	503,933	157,253	317,800	372,520

American Rescue Plan Act

FINANCE DEPARTMENT		ACCOUNTING UNIT			
ARPA-FMSA		18110013			
Account Code	LINE ITEM RESOURCES	ACTUAL FY 21-22	ACTUAL FY 22-23	ADOPTED FY 23-24	PROPOSED FY 24-25
61000	Salaries Regular	20,371	88,347	196,040	215,980
61040	Salaries Overtime	0	124	0	0
61100	Retirement-Employer Normal Cost	2,424	7,223	24,600	26,400
61102	Retirement- Employer Unfunded- Miscellaneous	0	16,745	14,760	25,780
61120	Medicare Insurance	282	906	2,840	3,130
61130	Health Insurance	6,082	13,925	59,880	67,440
61170	Retiree Health Benefits	0	0	0	2,160
61180	Worker Compensation Insurance	0	3,780	1,150	4,740
	SUBTOTAL SALARIES & BENEFITS	29,160	131,050	299,270	345,630
62300	Contract Services-Professional	474,773	20,961	0	0
	SUBTOTAL CONTRACTUALS	474,773	20,961	0	0
63001	Miscellaneous Operating Expenses	0	246	0	0
	SUBTOTAL COMMODITIES	0	246	0	0
65040	IT Maintenance Charge	0	0	17,070	17,810
65055	Communications- Landlines	0	0	0	2,480
65100	Insurance Charges	0	4,292	1,250	5,720
65105	Benefits Overhead	0	705	210	880
	SUBTOTAL FIXED CHARGES	0	4,997	18,530	26,890
	TOTAL	503,933	157,253	317,800	372,520

LIBRARY



Library Position Summary			
Authorized Personnel	Funded FY 23-24	Workforce Changes	Funded FY 24-25
Executive Secretary (UC)	1		1
Graphics Designer I	1		1
Librarian	8		8
Library Operations Manager (MM)	1		1
Library Services Assistant*	6		6
Library Services Director (EM)	1		1
Library Technician	3		3
Principal Librarian	4		4
Senior Accounting Assistant	1		1
Senior Librarian	8		8
Senior Library Technician	3		3
Senior Management Analyst (AM)	1		1
Funded Total	38	0	38

**Position(s) added in FY 23-24 Mid-Year Report Reso #2024-003*

GENERAL FUND	37.00
CANNABIS PUBLIC BENEFIT FUND	1.00
TOTAL FUNDED POSITIONS	38.00

**GENERAL FUND
DEPARTMENT RESOURCE SUMMARY**

LIBRARY

ACTIVITIES	ACTUAL FY 21-22	ACTUAL FY 22-23	ADOPTED FY 23-24	PROPOSED FY 24-25
EXPENDITURES				
01111017 LIBRARY - SERVICE ENHANCEMENT	247,221	371,003	458,480	530,850
01111110 ADMINISTRATION	929,109	1,740,418	2,101,000	2,121,900
01111120 LIBRARY- OUTREACH SERVICES	0	0	0	325,960
01111150 ADULT SERVICES	1,015,779	663,976	749,660	793,230
01111160 YOUTH SERVICES	884,377	980,727	1,144,940	1,179,380
01111180 YOUNG ADULT SERVICES	773,369	978,303	968,560	745,490
01111190 TECH & SUPPORT SVCS	1,687,623	1,734,245	1,969,870	2,219,420
TOTAL EXPENDITURES	5,537,478	6,468,671	7,392,510	7,916,230
OPERATING EXPENSES	ACTUAL FY 21-22	ACTUAL FY 22-23	ADOPTED FY 23-24	PROPOSED FY 24-25
61000 SALARIES & BENEFITS	3,679,140	4,434,265	5,151,480	5,673,730
62000 CONTRACTUALS	596,887	666,244	765,610	760,490
63000 COMMODITIES	215,584	179,294	142,030	145,530
65000 FIXED CHARGES	699,062	860,770	833,490	1,024,120
66000 CAPITAL	325,327	301,635	476,400	288,860
67000 DEBT SERVICE	21,479	26,465	23,500	23,500
TOTAL	5,537,478	6,468,671	7,392,510	7,916,230

GENERAL FUND

LIBRARY		ACCOUNTING UNIT			
LIBRARY - SERVICE ENHANCEMENT		01111017			
Account Code	LINE ITEM RESOURCES	ACTUAL FY 21-22	ACTUAL FY 22-23	ADOPTED FY 23-24	PROPOSED FY 24-25
61000	Salaries Regular	154,079	200,943	289,050	329,530
61040	Salaries Overtime	166	1,051	1,500	3,500
61100	Retirement-Employer Normal Cost	18,336	22,240	36,280	40,270
61120	Medicare Insurance	2,190	2,863	4,190	4,790
61130	Health Insurance	36,532	45,416	84,120	89,640
61170	Retiree Health Benefits	0	0	0	3,300
61180	Worker Compensation Insurance	0	11,823	8,910	11,440
	SUBTOTAL SALARIES & BENEFITS	211,303	284,336	424,050	482,470
62300	Contract Services-Professional	400	13,633	5,000	5,000
	SUBTOTAL CONTRACTUALS	400	13,633	5,000	5,000
63001	Miscellaneous Operating Expenses	35,517	41,578	0	0
	SUBTOTAL COMMODITIES	35,517	41,578	0	0
65040	IT Maintenance Charge	0	0	17,070	23,750
65055	Communications- Landlines	0	0	0	3,310
65100	Insurance Charges	0	14,976	10,760	14,320
65105	Benefits Overhead	0	2,167	1,600	2,000
	SUBTOTAL FIXED CHARGES	0	17,143	29,430	43,380
66200	Buildings & Building Improvements	0	14,313	0	0
	SUBTOTAL CAPITAL	0	14,313	0	0
	TOTAL	247,221	371,003	458,480	530,850

GENERAL FUND

LIBRARY		ACCOUNTING UNIT			
ADMINISTRATION		01111110			
Account Code	LINE ITEM RESOURCES	ACTUAL FY 21-22	ACTUAL FY 22-23	ADOPTED FY 23-24	PROPOSED FY 24-25
61000	Salaries Regular	364,813	451,332	545,320	655,100
61020	Salaries Part-Time	14,795	0	0	0
61100	Retirement-Employer Normal Cost	22,269	27,252	44,180	50,120
61102	Retirement- Employer Unfunded- Miscellaneous	0	0	0	930
61110	Part-Time Retirement	555	0	0	0
61120	Medicare Insurance	5,516	6,343	7,880	9,460
61130	Health Insurance	61,499	80,462	111,000	110,760
61170	Retiree Health Benefits	2,633	3,282	4,000	6,260
61180	Worker Compensation Insurance	13,230	26,833	21,970	26,340
	SUBTOTAL SALARIES & BENEFITS	485,310	595,503	734,350	858,970
62000	Utilities	144,597	168,808	162,800	165,950
62010	Communications	17,261	24,879	42,150	29,000
62120	Training, Transportation, Meetings	2,703	2,288	6,000	16,000
62140	Membership, Subscription & Dues	4,317	9,217	9,660	3,460
62251	Other Agency Services	7,825	7,917	8,000	8,200
62300	Contract Services-Professional	183,246	242,025	320,400	329,310
62500	Rent Payments	0	17,750	43,030	56,460
62600	Parking Validation	10,333	12,900	14,990	15,480
62700	Auto Expense	6,000	6,000	6,000	6,000
	SUBTOTAL CONTRACTUALS	376,283	491,784	613,030	629,860
63001	Miscellaneous Operating Expenses	17,392	19,331	35,500	29,500
63300	Gas & Diesel	824	3,875	2,900	2,900
	SUBTOTAL COMMODITIES	18,217	23,206	38,400	32,400
65000	Building Rental	0	408,220	408,220	474,040
65010	Rental City Equipment	0	20,724	13,730	14,820
65011	Equipment Replacement Charges	0	5,469	0	7,990
65012	Accident Repair & Replacement	0	567	1,560	3,420
65040	IT Maintenance Charge	11,520	13,940	22,750	29,690
65055	Communications- Landlines	0	0	0	4,130
65100	Insurance Charges	15,580	33,988	26,520	32,970
65105	Benefits Overhead	720	4,919	3,940	4,600
	SUBTOTAL FIXED CHARGES	27,820	487,827	476,720	571,660
66400	Machinery & Equipment	0	115,631	0	0
66511	Computer Software Subscriptions	0	0	0	5,510
66600	Books Records Video	0	0	215,000	0
	SUBTOTAL CAPITAL	0	115,631	215,000	5,510
67003	Loan Payment-OBF	21,479	26,465	23,500	23,500
	SUBTOTAL DEBT SERVICE	21,479	26,465	23,500	23,500
	TOTAL	929,109	1,740,418	2,101,000	2,121,900

GENERAL FUND

LIBRARY		ACCOUNTING UNIT			
LIBRARY- OUTREACH SERVICES		01111120			
Account Code	LINE ITEM RESOURCES	ACTUAL FY 21-22	ACTUAL FY 22-23	ADOPTED FY 23-24	PROPOSED FY 24-25
61000	Salaries Regular	0	0	0	173,170
61020	Salaries Part-Time	0	0	0	40,180
61040	Salaries Overtime	0	0	0	4,000
61100	Retirement-Employer Normal Cost	0	0	0	12,320
61110	Part-Time Retirement	0	0	0	1,510
61120	Medicare Insurance	0	0	0	3,080
61130	Health Insurance	0	0	0	40,800
61170	Retiree Health Benefits	0	0	0	1,640
61180	Worker Compensation Insurance	0	0	0	10,000
	SUBTOTAL SALARIES & BENEFITS	0	0	0	286,700
62120	Training, Transportation, Meetings	0	0	0	2,000
62600	Parking Validation	0	0	0	6,120
	SUBTOTAL CONTRACTUALS	0	0	0	8,120
63001	Miscellaneous Operating Expenses	0	0	0	4,000
	SUBTOTAL COMMODITIES	0	0	0	4,000
65040	IT Maintenance Charge	0	0	0	11,880
65055	Communications- Landlines	0	0	0	1,660
65100	Insurance Charges	0	0	0	12,000
65105	Benefits Overhead	0	0	0	1,600
	SUBTOTAL FIXED CHARGES	0	0	0	27,140
	TOTAL	0	0	0	325,960

GENERAL FUND

LIBRARY		ACCOUNTING UNIT			
SERVICES REVENUE		01111002			
Account Code	LINE ITEM RESOURCES	ACTUAL FY 21-22	ACTUAL FY 22-23	ADOPTED FY 23-24	PROPOSED FY 24-25
53204	Printing Fee	0	0	0	7,100
55200	Library Fines	8	0	0	0
55201	Lost/Damaged Library Material	1,212	2,345	2,100	2,100
57010	Miscellaneous Recoveries	116	0	0	0
57200	Other Library Recoveries	1,317	984	500	1,000
	SUBTOTAL REVENUES	2,654	3,329	2,600	10,200
	TOTAL	2,654	3,329	2,600	10,200

GENERAL FUND

LIBRARY		ACCOUNTING UNIT			
ADULT SERVICES		01111150			
Account Code	LINE ITEM RESOURCES	ACTUAL FY 21-22	ACTUAL FY 22-23	ADOPTED FY 23-24	PROPOSED FY 24-25
61000	Salaries Regular	332,704	299,991	363,070	404,270
61010	Salaries Cash Out/Separation	0	52,300	0	0
61020	Salaries Part-Time	39,662	56,962	89,330	89,430
61040	Salaries Overtime	337	565	3,500	2,000
61100	Retirement-Employer Normal Cost	14,357	11,595	28,670	30,970
61110	Part-Time Retirement	1,458	2,026	3,350	3,350
61120	Medicare Insurance	3,865	4,224	6,560	7,150
61130	Health Insurance	64,116	58,220	84,000	72,120
61170	Retiree Health Benefits	0	0	0	3,860
61180	Worker Compensation Insurance	24,200	20,686	21,540	20,330
	SUBTOTAL SALARIES & BENEFITS	480,698	506,569	600,020	633,480
62120	Training, Transportation, Meetings	0	1,008	1,000	2,000
62300	Contract Services-Professional	9,668	7,804	10,000	10,000
62600	Parking Validation	6,241	5,745	8,200	8,200
	SUBTOTAL CONTRACTUALS	15,909	14,557	19,200	20,200
63001	Miscellaneous Operating Expenses	26,866	18,157	15,000	15,000
63300	Gas & Diesel	308	0	0	0
	SUBTOTAL COMMODITIES	27,174	18,157	15,000	15,000
65000	Building Rental	335,620	0	0	0
65010	Rental City Equipment	11,176	0	0	0
65011	Equipment Replacement Charges	3,646	0	0	0
65012	Accident Repair & Replacement	210	0	0	0
65040	IT Maintenance Charge	31,670	22,310	17,070	23,750
65055	Communications- Landlines	0	0	0	3,310
65100	Insurance Charges	28,480	26,202	26,010	25,440
65105	Benefits Overhead	1,760	3,792	3,860	3,550
65210	Delivery Charges	3,160	0	0	0
	SUBTOTAL FIXED CHARGES	415,722	52,304	46,940	56,050
66600	Books Records Video	76,276	72,388	68,500	68,500
	SUBTOTAL CAPITAL	76,276	72,388	68,500	68,500
	TOTAL	1,015,779	663,976	749,660	793,230

GENERAL FUND

LIBRARY		ACCOUNTING UNIT			
YOUTH SERVICES		01111160			
Account Code	LINE ITEM RESOURCES	ACTUAL FY 21-22	ACTUAL FY 22-23	ADOPTED FY 23-24	PROPOSED FY 24-25
61000	Salaries Regular	397,998	509,647	532,350	561,490
61020	Salaries Part-Time	162,788	137,754	223,560	182,410
61040	Salaries Overtime	108	2,243	4,000	3,000
61100	Retirement-Employer Normal Cost	28,618	32,108	42,030	50,190
61110	Part-Time Retirement	5,599	4,479	8,380	6,840
61120	Medicare Insurance	6,374	7,324	10,930	10,760
61130	Health Insurance	59,752	73,727	107,280	122,400
61170	Retiree Health Benefits	0	0	0	5,430
61180	Worker Compensation Insurance	36,870	37,684	32,450	36,860
	SUBTOTAL SALARIES & BENEFITS	698,107	804,965	960,980	979,380
62010	Communications	3,400	0	0	0
62120	Training, Transportation, Meetings	16	5	1,000	2,000
62300	Contract Services-Professional	13,020	13,153	16,600	16,600
62600	Parking Validation	13,379	13,275	19,340	16,340
	SUBTOTAL CONTRACTUALS	29,814	26,433	36,940	34,940
63001	Miscellaneous Operating Expenses	31,620	20,528	16,400	20,400
	SUBTOTAL COMMODITIES	31,620	20,528	16,400	20,400
65040	IT Maintenance Charge	28,790	25,100	34,130	35,620
65055	Communications- Landlines	0	0	0	4,960
65100	Insurance Charges	43,400	47,732	39,170	46,140
65105	Benefits Overhead	1,450	6,908	5,820	6,440
	SUBTOTAL FIXED CHARGES	73,640	79,741	79,120	93,160
66600	Books Records Video	51,195	49,060	51,500	51,500
	SUBTOTAL CAPITAL	51,195	49,060	51,500	51,500
	TOTAL	884,377	980,727	1,144,940	1,179,380

GENERAL FUND

LIBRARY		ACCOUNTING UNIT			
YOUNG ADULT SERVICES		01111180			
Account Code	LINE ITEM RESOURCES	ACTUAL FY 21-22	ACTUAL FY 22-23	ADOPTED FY 23-24	PROPOSED FY 24-25
61000	Salaries Regular	338,450	499,614	470,120	368,130
61020	Salaries Part-Time	163,539	159,170	189,160	114,360
61040	Salaries Overtime	54	7,092	5,000	3,000
61100	Retirement-Employer Normal Cost	24,201	39,061	42,100	26,810
61110	Part-Time Retirement	5,893	5,124	7,090	4,290
61120	Medicare Insurance	7,207	9,333	9,540	6,970
61130	Health Insurance	55,980	83,147	90,120	76,920
61170	Retiree Health Benefits	0	0	0	3,500
61180	Worker Compensation Insurance	28,660	38,628	29,040	27,510
	SUBTOTAL SALARIES & BENEFITS	623,984	841,168	842,170	631,490
62010	Communications	2,380	0	0	0
62120	Training, Transportation, Meetings	0	6	1,000	2,000
62140	Membership, Subscription & Dues	8,194	0	0	0
62300	Contract Services-Professional	6,455	2,500	3,500	1,000
62600	Parking Validation	12,325	12,850	17,030	7,910
	SUBTOTAL CONTRACTUALS	29,353	15,356	21,530	10,910
63000	Office Supplies	0	371	0	0
63001	Miscellaneous Operating Expenses	41,723	26,591	21,150	21,150
	SUBTOTAL COMMODITIES	41,723	26,961	21,150	21,150
65040	IT Maintenance Charge	25,910	22,310	28,440	23,740
65055	Communications- Landlines	0	0	0	3,300
65100	Insurance Charges	33,730	48,928	35,060	34,950
65105	Benefits Overhead	1,430	7,082	5,210	4,950
	SUBTOTAL FIXED CHARGES	61,070	78,320	68,710	66,940
66600	Books Records Video	17,239	16,498	15,000	15,000
	SUBTOTAL CAPITAL	17,239	16,498	15,000	15,000
	TOTAL	773,369	978,303	968,560	745,490

GENERAL FUND

LIBRARY		ACCOUNTING UNIT			
TECH & SUPPORT SVCS		01111190			
Account Code	LINE ITEM RESOURCES	ACTUAL FY 21-22	ACTUAL FY 22-23	ADOPTED FY 23-24	PROPOSED FY 24-25
61000	Salaries Regular	588,574	746,579	787,090	942,540
61020	Salaries Part-Time	355,058	378,673	463,400	443,160
61040	Salaries Overtime	1,336	5,531	5,000	3,500
61100	Retirement-Employer Normal Cost	37,319	45,323	73,210	86,990
61110	Part-Time Retirement	12,518	12,260	17,380	16,620
61120	Medicare Insurance	13,450	15,835	18,110	20,070
61130	Health Insurance	115,322	131,843	171,120	215,160
61170	Retiree Health Benefits	0	0	0	9,130
61180	Worker Compensation Insurance	56,160	65,678	54,600	64,070
	SUBTOTAL SALARIES & BENEFITS	1,179,737	1,401,723	1,589,910	1,801,240
62010	Communications	12,647	0	0	0
62120	Training, Transportation, Meetings	598	0	1,000	2,000
62140	Membership, Subscription & Dues	35,583	16,595	29,780	8,500
62300	Contract Services-Professional	69,229	62,135	7,400	10,230
62600	Parking Validation	27,070	25,750	31,730	30,730
	SUBTOTAL CONTRACTUALS	145,127	104,480	69,910	51,460
63001	Miscellaneous Operating Expenses	61,333	48,862	51,080	52,580
	SUBTOTAL COMMODITIES	61,333	48,862	51,080	52,580
65040	IT Maintenance Charge	51,820	50,200	56,880	65,310
65055	Communications- Landlines	0	0	0	9,090
65100	Insurance Charges	66,110	83,193	65,910	80,200
65105	Benefits Overhead	2,880	12,041	9,780	11,190
	SUBTOTAL FIXED CHARGES	120,810	145,434	132,570	165,790
66400	Machinery & Equipment	133,736	0	0	0
66511	Computer Software Subscriptions	0	0	43,400	65,350
66600	Books Records Video	46,881	33,746	83,000	83,000
	SUBTOTAL CAPITAL	180,617	33,746	126,400	148,350
	TOTAL	1,687,623	1,734,245	1,969,870	2,219,420

**CANNABIS PUBLIC BENEFIT
DEPARTMENT RESOURCE SUMMARY**

LIBRARY

ACTIVITIES		ACTUAL FY 21-22	ACTUAL FY 22-23	ADOPTED FY 23-24	PROPOSED FY 24-25
EXPENDITURES					
01211020	Library Youth Services	533,329	1,074,328	975,000	1,010,000
	TOTAL EXPENDITURES	533,329	1,074,328	975,000	1,010,000
OPERATING EXPENSES		ACTUAL FY 21-22	ACTUAL FY 22-23	ADOPTED FY 23-24	PROPOSED FY 24-25
61000	SALARIES & BENEFITS	76,294	211,567	259,680	280,490
62000	CONTRACTUALS	327,304	340,442	526,990	315,850
63000	COMMODITIES	73,587	101,643	85,290	109,550
65000	FIXED CHARGES	0	15,204	43,040	33,140
66000	CAPITAL	56,144	405,472	60,000	270,970
	TOTAL	533,329	1,074,328	975,000	1,010,000

CANNABIS PUBLIC BENEFIT

LIBRARY		ACCOUNTING UNIT			
Library Youth Services		01211020			
Account Code	LINE ITEM RESOURCES	ACTUAL FY 21-22	ACTUAL FY 22-23	ADOPTED FY 23-24	PROPOSED FY 24-25
61000	Salaries Regular	0	45,073	45,820	52,290
61020	Salaries Part-Time	71,612	132,662	181,240	185,600
61040	Salaries Overtime	0	1,113	1,000	1,000
61100	Retirement-Employer Normal Cost	1,399	8,260	5,750	6,390
61110	Part-Time Retirement	2,245	3,594	6,800	6,960
61120	Medicare Insurance	1,038	2,566	3,290	3,450
61130	Health Insurance	0	7,814	11,640	14,160
61170	Retiree Health Benefits	0	0	0	520
61180	Worker Compensation Insurance	0	10,486	4,140	10,120
	SUBTOTAL SALARIES & BENEFITS	76,294	211,567	259,680	280,490
62010	Communications	142,796	165,055	282,110	277,850
62140	Membership, Subscription & Dues	91,195	83,756	90,630	0
62300	Contract Services-Professional	93,313	91,631	154,250	38,000
	SUBTOTAL CONTRACTUALS	327,304	340,442	526,990	315,850
63001	Miscellaneous Operating Expenses	73,587	101,643	78,540	102,800
63300	Gas & Diesel	0	0	6,750	6,750
	SUBTOTAL COMMODITIES	73,587	101,643	85,290	109,550
65011	Equipment Replacement Charges	0	0	31,610	11,930
65040	IT Maintenance Charge	0	0	5,690	5,940
65055	Communications- Landlines	0	0	0	830
65100	Insurance Charges	0	13,282	5,000	12,670
65105	Benefits Overhead	0	1,922	740	1,770
	SUBTOTAL FIXED CHARGES	0	15,204	43,040	33,140
66200	Buildings & Building Improvements	4,178	271,761	0	0
66220	Improvements Other Than Building	0	22,318	0	0
66400	Machinery & Equipment	12,487	37,461	0	0
66511	Computer Software Subscriptions	0	0	0	226,810
66600	Books Records Video	39,479	73,932	60,000	44,160
	SUBTOTAL CAPITAL	56,144	405,472	60,000	270,970
	TOTAL	533,329	1,074,328	975,000	1,010,000

**LIBRARY FEE AND DONATION
DEPARTMENT RESOURCE SUMMARY**

LIBRARY

ACTIVITIES	ACTUAL FY 21-22	ACTUAL FY 22-23	ADOPTED FY 23-24	PROPOSED FY 24-25
EXPENDITURES				
02211150 LIBRARY FEE AND DONATION	0	0	27,700	27,700
TOTAL EXPENDITURES	0	0	27,700	27,700
OPERATING EXPENSES	ACTUAL FY 21-22	ACTUAL FY 22-23	ADOPTED FY 23-24	PROPOSED FY 24-25
62000 CONTRACTUALS	0	0	12,400	12,400
63000 COMMODITIES	0	0	15,300	15,300
TOTAL	0	0	27,700	27,700

LIBRARY FEE AND DONATION

LIBRARY		ACCOUNTING UNIT			
LIBRARY FEE AND DONATION		02211150			
Account Code	LINE ITEM RESOURCES	ACTUAL FY 21-22	ACTUAL FY 22-23	ADOPTED FY 23-24	PROPOSED FY 24-25
62300	Contract Services-Professional	0	0	12,400	12,400
	SUBTOTAL CONTRACTUALS	0	0	12,400	12,400
63001	Miscellaneous Operating Expenses	0	0	15,300	15,300
	SUBTOTAL COMMODITIES	0	0	15,300	15,300
	TOTAL	0	0	27,700	27,700

**PUBLIC LIBRARY GRANT FUND
DEPARTMENT RESOURCE SUMMARY**

LIBRARY

ACTIVITIES	ACTUAL FY 21-22	ACTUAL FY 22-23	ADOPTED FY 23-24	PROPOSED FY 24-25
REVENUES				
52025 State Grants-Direct	12,353	24,512	0	0
58000 Earning On Investments	0	29,359	0	0
TOTAL REVENUES	12,353	53,871	0	0
EXPENDITURES				
15211150 PUBLIC LIBRARY GRANT	0	6,834	0	0
15211153 Mobile Library Solutions Grant	12,353	0	0	0
TOTAL EXPENDITURES	12,353	6,834	0	0
OPERATING EXPENSES	ACTUAL FY 21-22	ACTUAL FY 22-23	ADOPTED FY 23-24	PROPOSED FY 24-25
63000 COMMODITIES	12,353	6,834	0	0
TOTAL	12,353	6,834	0	0

PUBLIC LIBRARY GRANT FUND

LIBRARY		ACCOUNTING UNIT			
Mobile Library Solutions Grant		15211153			
Account Code	LINE ITEM RESOURCES	ACTUAL FY 21-22	ACTUAL FY 22-23	ADOPTED FY 23-24	PROPOSED FY 24-25
63001	Miscellaneous Operating Expenses	12,353	0	0	0
	SUBTOTAL COMMODITIES	12,353	0	0	0
	TOTAL	12,353	0	0	0

PUBLIC LIBRARY GRANT FUND

LIBRARY		ACCOUNTING UNIT			
PUBLIC LIBRARY GRANT		15211002			
Account Code	LINE ITEM RESOURCES	ACTUAL FY 21-22	ACTUAL FY 22-23	ADOPTED FY 23-24	PROPOSED FY 24-25
52025	State Grants-Direct	12,353	24,512	0	0
58000	Earning On Investments	0	29,359	0	0
	SUBTOTAL REVENUES	12,353	53,871	0	0
	TOTAL	12,353	53,871	0	0

PUBLIC LIBRARY GRANT FUND

LIBRARY		ACCOUNTING UNIT			
PUBLIC LIBRARY GRANT		15211150			
Account Code	LINE ITEM RESOURCES	ACTUAL FY 21-22	ACTUAL FY 22-23	ADOPTED FY 23-24	PROPOSED FY 24-25
63001	Miscellaneous Operating Expenses	0	6,834	0	0
	SUBTOTAL COMMODITIES	0	6,834	0	0
	TOTAL	0	6,834	0	0

**LIBRARY SVCS & TECHNOLOGY ACT
DEPARTMENT RESOURCE SUMMARY**

LIBRARY

ACTIVITIES		ACTUAL FY 21-22	ACTUAL FY 22-23	ADOPTED FY 23-24	PROPOSED FY 24-25
REVENUES					
52001	Federal Grant-Indirect	16,150	0	0	0
	TOTAL REVENUES	16,150	0	0	0
EXPENDITURES					
15411194	LSTA-WORKFORCE TRAINING	16,150	0	0	0
	TOTAL EXPENDITURES	16,150	0	0	0
OPERATING EXPENSES		ACTUAL FY 21-22	ACTUAL FY 22-23	ADOPTED FY 23-24	PROPOSED FY 24-25
62000	CONTRACTUALS	70	0	0	0
63000	COMMODITIES	16,080	0	0	0
	TOTAL	16,150	0	0	0

LIBRARY SVCS & TECHNOLOGY ACT

LIBRARY		ACCOUNTING UNIT			
LSTA-WORKFORCE TRAINING		15411194			
Account Code	LINE ITEM RESOURCES	ACTUAL FY 21-22	ACTUAL FY 22-23	ADOPTED FY 23-24	PROPOSED FY 24-25
62300	Contract Services-Professional	70	0	0	0
	SUBTOTAL CONTRACTUALS	70	0	0	0
63001	Miscellaneous Operating Expenses	16,080	0	0	0
	SUBTOTAL COMMODITIES	16,080	0	0	0
	TOTAL	16,150	0	0	0

LIBRARY SVCS & TECHNOLOGY ACT

LIBRARY		ACCOUNTING UNIT			
LSTA-LIBRARY GRANTS REVENUE		15411002			
Account Code	LINE ITEM RESOURCES	ACTUAL FY 21-22	ACTUAL FY 22-23	ADOPTED FY 23-24	PROPOSED FY 24-25
52001	Federal Grant-Indirect	16,150	0	0	0
	SUBTOTAL REVENUES	16,150	0	0	0
	TOTAL	16,150	0	0	0

**American Rescue Plan Act
DEPARTMENT RESOURCE SUMMARY**

LIBRARY

ACTIVITIES	ACTUAL FY 21-22	ACTUAL FY 22-23	ADOPTED FY 23-24	PROPOSED FY 24-25
EXPENDITURES				
18111013 ARPA-LIBRARY	489,994	1,676,237	0	0
TOTAL EXPENDITURES	489,994	1,676,237	0	0
OPERATING EXPENSES	ACTUAL FY 21-22	ACTUAL FY 22-23	ADOPTED FY 23-24	PROPOSED FY 24-25
63000 COMMODITIES	415,763	48,879	0	0
66000 CAPITAL	74,231	1,627,358	0	0
TOTAL	489,994	1,676,237	0	0

American Rescue Plan Act

LIBRARY		ACCOUNTING UNIT			
ARPA-LIBRARY		18111013			
Account Code	LINE ITEM RESOURCES	ACTUAL FY 21-22	ACTUAL FY 22-23	ADOPTED FY 23-24	PROPOSED FY 24-25
63001	Miscellaneous Operating Expenses	415,763	48,879	0	0
	SUBTOTAL COMMODITIES	415,763	48,879	0	0
66200	Buildings & Building Improvements	73,686	1,381,824	0	0
66220	Improvements Other Than Building	545	245,534	0	0
	SUBTOTAL CAPITAL	74,231	1,627,358	0	0
	TOTAL	489,994	1,676,237	0	0

PARKS, RECREATION & COMMUNITY SERVICES



**Parks, Recreation, and Community Services
Position Summary**

Authorized Personnel	Funded FY 23-24	Workforce Changes	Funded FY 24-25
Deputy Parks & Recreation & and Community Services Director (Recreation) (MM)	1		1
Deputy Parks & Recreation & and Community Services Director (Zoo) (MM)	1		1
Executive Director of Parks & Recreation & and Community Services (EM)	1		1
Executive Secretary (UC)	1		1
General Maintenance Worker*	2		2
Graphics Designer I	1		1
Lead Accounting Assistant	1		1
Management Aide (UC)	2		2
Management Analyst (UC)	2		2
Principal Management Analyst (AM)	1		1
Recreation and Community Services Supervisor	7		7
Recreation Program Coordinator	9		9
Recreation Specialist ^{1**}	14		14
Senior Accounting Assistant	1		1
Transportation Driver	3		3
Zoo Animal Care Manager (AM)	1		1
Zoo Curator of Education	1		1
Zoo Curator of Health	1		1
Zoo Education Specialist	4		4
Zoo Keeper I	7		7
Zoo Keeper II	2	1	3
Zoo Operations Coordinator	1		1
Funded Total	64	1	65

¹ Position(s) added in FY 23-24 Mid-Year Report Reso #2024-003
 *Job Title Change in FY 23-24 Mid-Year Report Reso #2024-002
 **Job Title Change in FY 24-25

GENERAL FUND	49.00
CANNABIS PUBLIC BENEFIT FUND	12.00
OTHER RESTRICTED FUND	4.00
TOTAL FUNDED POSITIONS	65.00

**GENERAL FUND
DEPARTMENT RESOURCE SUMMARY**

PARKS, REC. & COMMUNITY SERVICES

ACTIVITIES	ACTUAL FY 21-22	ACTUAL FY 22-23	ADOPTED FY 23-24	PROPOSED FY 24-25
EXPENDITURES				
01113017 PRCSA - SERVICE ENHANCEMENT	5,419,691	1,493,958	2,810,130	3,853,670
01113200 PRCSA - ADMINISTRATION	1,413,657	1,012,415	1,170,920	1,198,850
01113220 PRCSA - ZOO	1,777,854	2,596,553	2,978,240	3,380,110
01113230 PRCSA - RECREATION & COMM. SVC	4,865,118	7,616,809	8,247,700	7,651,330
01113250 PRCSA - PARK FACILITIES	8,578,341	0	0	0
TOTAL EXPENDITURES	22,054,661	12,719,734	15,206,990	16,083,960
OPERATING EXPENSES	ACTUAL FY 21-22	ACTUAL FY 22-23	ADOPTED FY 23-24	PROPOSED FY 24-25
61000 SALARIES & BENEFITS	8,292,996	6,897,954	8,013,700	8,791,050
62000 CONTRACTUALS	10,248,282	3,831,592	4,612,870	3,667,390
63000 COMMODITIES	1,212,066	809,371	743,480	1,044,980
65000 FIXED CHARGES	2,166,851	987,160	818,340	927,300
66000 CAPITAL	82,993	186,898	1,011,600	1,641,600
67000 DEBT SERVICE	51,475	6,759	7,000	11,640
TOTAL	22,054,661	12,719,734	15,206,990	16,083,960

GENERAL FUND

PARKS, REC. & COMMUNITY SERVICES		ACCOUNTING UNIT			
PRCSA - SERVICE ENHANCEMENT		01113017			
Account Code	LINE ITEM RESOURCES	ACTUAL FY 21-22	ACTUAL FY 22-23	ADOPTED FY 23-24	PROPOSED FY 24-25
61000	Salaries Regular	856,172	97,526	221,990	234,550
61010	Salaries Cash Out/Separation	29,751	4,618	0	0
61020	Salaries Part-Time	586	0	39,460	39,440
61040	Salaries Overtime	10,738	5,997	0	0
61100	Retirement-Employer Normal Cost	77,566	10,705	27,870	28,670
61110	Part-Time Retirement	22	0	1,480	1,480
61120	Medicare Insurance	12,447	1,465	3,800	3,970
61130	Health Insurance	224,021	13,898	84,000	94,080
61170	Retiree Health Benefits	0	0	0	2,340
61180	Worker Compensation Insurance	0	5,888	50,120	5,700
	SUBTOTAL SALARIES & BENEFITS	1,211,302	140,098	428,720	410,230
62010	Communications	0	0	2,290	0
62300	Contract Services-Professional	1,944,009	1,154,406	1,198,600	1,689,900
62320	Maintenance & Repair Buildings	2,244,045	0	0	0
	SUBTOTAL CONTRACTUALS	4,188,054	1,154,406	1,200,890	1,689,900
63001	Miscellaneous Operating Expenses	18,256	112,646	118,400	118,400
	SUBTOTAL COMMODITIES	18,256	112,646	118,400	118,400
65040	IT Maintenance Charge	0	78,080	11,380	23,750
65055	Communications- Landlines	0	0	0	3,310
65100	Insurance Charges	0	7,625	61,860	7,110
65105	Benefits Overhead	0	1,062	8,880	970
	SUBTOTAL FIXED CHARGES	0	86,766	82,120	35,140
66200	Buildings & Building Improvements	2,080	42	0	0
66220	Improvements Other Than Building	0	0	0	1,600,000
66400	Machinery & Equipment	0	0	980,000	0
	SUBTOTAL CAPITAL	2,080	42	980,000	1,600,000
	TOTAL	5,419,691	1,493,958	2,810,130	3,853,670

GENERAL FUND

PARKS, REC. & COMMUNITY SERVICES		ACCOUNTING UNIT			
REC COMM SVS-MGRL/SUPPORT SVS		01113002			
Account Code	LINE ITEM RESOURCES	ACTUAL FY 21-22	ACTUAL FY 22-23	ADOPTED FY 23-24	PROPOSED FY 24-25
51301	Filming Permits	20,664	3,635	1,000	5,000
51302	Park Facility Permits	60	479	500	500
51303	Special Event Permit	5,513	5,494	500	5,000
53301	Center Programs	41,317	131,958	45,000	120,000
53303	Youth Sports	37,006	44,885	40,000	40,000
53304	Recreation Swim	0	42,925	0	50,000
53306	Adult Sports	0	11,505	0	10,000
53307	Youth Field Usage Fee	88,860	126,199	125,000	100,000
53308	Park Reservation	226,973	283,347	225,000	340,000
53309	Concession-Vending Machines	4,225	3,250	3,900	3,000
53310	Zoo Education	2,320	120,251	50,000	120,000
53312	Zoo Admissions	1,468,905	1,505,703	1,535,000	1,600,000
53313	Food Sale Concession	20,371	15,709	20,000	20,000
53316	Leisure Classes	23,760	48,428	35,000	75,000
53318	Tennis Reservation	807	85	0	0
53319	Recreation Staff Reimbursement	27,457	54,174	40,000	55,000
53331	City Events	200	137,076	150,000	50,000
53333	Pool Rental	0	0	0	2,000
53334	Swim Lessons	0	0	0	30,000
57010	Miscellaneous Recoveries	5,003	5,814	3,000	5,000
57300	Park Maintenance Expense Reimb	341	0	0	0
57304	Rancho Santiago Reimbursement/PR	34,648	67,120	56,440	56,440
57361	Recreation Facility Rental	30,239	106,865	55,000	100,000
57362	Rental Of Stadium	95,522	186,005	175,000	160,000
57380	Friend Of Zoo Vet Contribution	60,000	60,000	60,000	60,000
57383	Friend of Zoo Contribution	83,203	71,016	61,750	60,000
57385	Friend of Zoo Education Contribution	40,000	40,000	40,000	40,000
57390	PRCSA Godinez High School	8,854	5,761	0	0
57962	Lease Revenue	17,612	0	0	0
58020	Interest Income- Leases	2,908	0	0	0
59000	Transfer From Fund 069	0	0	75,000	0
	SUBTOTAL REVENUES	2,346,768	3,077,685	2,797,090	3,106,940
	TOTAL	2,346,768	3,077,685	2,797,090	3,106,940

GENERAL FUND

PARKS, REC. & COMMUNITY SERVICES		ACCOUNTING UNIT			
PRCSA - ADMINISTRATION		01113200			
Account Code	LINE ITEM RESOURCES	ACTUAL FY 21-22	ACTUAL FY 22-23	ADOPTED FY 23-24	PROPOSED FY 24-25
61000	Salaries Regular	814,515	587,993	667,320	740,500
61010	Salaries Cash Out/Separation	79,323	37,258	5,100	24,150
61020	Salaries Part-Time	8,581	12,651	31,800	31,800
61040	Salaries Overtime	199	0	0	0
61100	Retirement-Employer Normal Cost	42,789	45,369	65,390	70,220
61110	Part-Time Retirement	152	332	1,190	1,190
61120	Medicare Insurance	11,336	7,966	10,110	11,180
61130	Health Insurance	134,832	93,648	141,480	121,800
61170	Retiree Health Benefits	3,258	3,101	3,160	7,210
61180	Worker Compensation Insurance	47,330	35,488	48,150	35,090
	SUBTOTAL SALARIES & BENEFITS	1,142,315	823,806	973,700	1,043,140
62010	Communications	30,418	16,446	30,830	0
62120	Training, Transportation, Meetings	0	2,075	3,000	3,000
62140	Membership, Subscription & Dues	0	90	2,450	2,450
62300	Contract Services-Professional	76,587	31,043	21,780	21,780
62302	Contracted Vendor Personnel Services	2,350	1,050	5,100	5,100
62600	Parking Validation	9,388	7,261	7,680	7,680
62700	Auto Expense	6,000	6,000	6,000	6,000
	SUBTOTAL CONTRACTUALS	124,743	63,965	76,840	46,010
63001	Miscellaneous Operating Expenses	9,977	15,468	12,600	12,600
63300	Gas & Diesel	250	506	0	0
	SUBTOTAL COMMODITIES	10,227	15,974	12,600	12,600
65010	Rental City Equipment	8,904	0	0	0
65012	Accident Repair & Replacement	168	0	0	0
65040	IT Maintenance Charge	57,580	55,770	39,820	41,560
65055	Communications- Landlines	0	0	0	5,790
65100	Insurance Charges	65,760	45,960	59,430	43,780
65105	Benefits Overhead	2,820	6,399	8,530	5,970
65210	Delivery Charges	1,140	0	0	0
	SUBTOTAL FIXED CHARGES	136,372	108,129	107,780	97,100
66511	Computer Software Subscriptions	0	540	0	0
	SUBTOTAL CAPITAL	0	540	0	0
	TOTAL	1,413,657	1,012,415	1,170,920	1,198,850

GENERAL FUND

PARKS, REC. & COMMUNITY SERVICES		ACCOUNTING UNIT			
PRCSA - ZOO		01113220			
Account Code	LINE ITEM RESOURCES	ACTUAL FY 21-22	ACTUAL FY 22-23	ADOPTED FY 23-24	PROPOSED FY 24-25
61000	Salaries Regular	402,314	825,022	1,075,970	1,257,700
61010	Salaries Cash Out/Separation	2,730	2,362	4,200	2,250
61020	Salaries Part-Time	130,648	318,340	308,550	359,870
61040	Salaries Overtime	10,605	37,063	3,300	3,300
61100	Retirement-Employer Normal Cost	27,520	54,312	101,260	114,220
61110	Part-Time Retirement	4,618	10,212	10,350	12,280
61120	Medicare Insurance	7,868	16,623	19,990	23,410
61130	Health Insurance	62,725	134,548	244,150	283,460
61170	Retiree Health Benefits	770	1,588	2,330	12,130
61180	Worker Compensation Insurance	34,977	67,765	63,450	66,800
	SUBTOTAL SALARIES & BENEFITS	684,775	1,467,836	1,833,550	2,135,420
62000	Utilities	148,599	187,681	145,200	200,000
62010	Communications	34,014	31,453	61,360	23,600
62120	Training, Transportation, Meetings	8,903	37,598	6,000	6,000
62131	SAMA Wellness and Fitness Program Reimbursements	0	289	0	0
62140	Membership, Subscription & Dues	18,041	17,462	9,000	9,000
62251	Other Agency Services	630	637	0	0
62300	Contract Services-Professional	401,315	316,477	463,540	497,340
62320	Maintenance & Repair Buildings	19,200	31,174	0	0
	SUBTOTAL CONTRACTUALS	630,702	622,772	685,100	735,940
63001	Miscellaneous Operating Expenses	135,304	178,490	175,300	175,300
63300	Gas & Diesel	1,602	2,162	500	500
63400	Animal Food & Supp	72,422	76,822	103,400	103,400
	SUBTOTAL COMMODITIES	209,328	257,474	279,200	279,200
65010	Rental City Equipment	26,410	17,227	13,730	14,820
65011	Equipment Replacement Charges	4,128	0	2,250	5,200
65012	Accident Repair & Replacement	406	224	0	0
65040	IT Maintenance Charge	74,850	61,350	68,260	94,990
65055	Communications- Landlines	0	0	0	13,230
65100	Insurance Charges	86,950	87,761	78,300	83,340
65105	Benefits Overhead	3,350	12,220	11,250	11,370
65205	Internal Departments Personnel	18,576	2,659	0	0
65210	Delivery Charges	1,170	0	0	0
	SUBTOTAL FIXED CHARGES	215,840	181,441	173,790	222,950
66220	Improvements Other Than Building	19,600	14,378	0	0
66400	Machinery & Equipment	17,609	0	0	0
66511	Computer Software Subscriptions	0	52,652	6,600	6,600
	SUBTOTAL CAPITAL	37,209	67,031	6,600	6,600
	TOTAL	1,777,854	2,596,553	2,978,240	3,380,110

GENERAL FUND

PARKS, REC. & COMMUNITY SERVICES		ACCOUNTING UNIT			
PRCSA - RECREATION & COMM. SVC		01113230			
Account Code	LINE ITEM RESOURCES	ACTUAL FY 21-22	ACTUAL FY 22-23	ADOPTED FY 23-24	PROPOSED FY 24-25
61000	Salaries Regular	1,546,573	1,710,319	1,834,170	2,092,220
61010	Salaries Cash Out/Separation	91,451	55,090	17,800	11,900
61020	Salaries Part-Time	1,094,198	1,771,873	1,962,700	1,962,700
61040	Salaries Overtime	42,894	190,855	140,800	149,700
61100	Retirement-Employer Normal Cost	91,225	130,873	161,330	186,340
61110	Part-Time Retirement	37,920	54,864	73,600	73,600
61120	Medicare Insurance	39,739	51,670	55,000	57,700
61130	Health Insurance	249,774	292,688	376,320	445,080
61170	Retiree Health Benefits	1,407	1,444	1,520	19,580
61180	Worker Compensation Insurance	235,950	206,538	154,490	203,440
	SUBTOTAL SALARIES & BENEFITS	3,431,131	4,466,215	4,777,730	5,202,260
62010	Communications	167,111	213,260	206,480	122,980
62012	Cellular Phone Charges	0	0	0	14,400
62120	Training, Transportation, Meetings	1,161	10,168	8,000	8,320
62140	Membership, Subscription & Dues	10,363	13,501	23,800	25,800
62300	Contract Services-Professional	399,266	1,706,425	2,356,360	1,013,640
62600	Parking Validation	13,629	47,094	55,400	10,400
	SUBTOTAL CONTRACTUALS	591,530	1,990,449	2,650,040	1,195,540
63001	Miscellaneous Operating Expenses	168,078	398,034	284,980	586,480
63300	Gas & Diesel	21,943	25,243	48,300	48,300
	SUBTOTAL COMMODITIES	190,021	423,277	333,280	634,780
65010	Rental City Equipment	109,517	146,903	88,940	95,970
65011	Equipment Replacement Charges	40,722	9,837	21,440	24,080
65012	Accident Repair & Replacement	1,589	2,252	6,760	14,820
65040	IT Maintenance Charge	138,180	128,280	119,460	130,610
65055	Communications- Landlines	0	0	0	18,190
65100	Insurance Charges	330,886	267,749	190,670	253,820
65105	Benefits Overhead	7,158	37,245	27,380	34,620
65210	Delivery Charges	4,622	0	0	0
65400	Indirect Costs	13,004	18,557	0	0
	SUBTOTAL FIXED CHARGES	645,678	610,824	454,650	572,110
66400	Machinery & Equipment	0	109,182	0	0
66511	Computer Software Subscriptions	0	10,104	25,000	35,000
	SUBTOTAL CAPITAL	0	119,285	25,000	35,000
67200	Principal-Leases	5,870	6,054	7,000	11,640
67210	Interest-Leases	888	705	0	0
	SUBTOTAL DEBT SERVICE	6,759	6,759	7,000	11,640
	TOTAL	4,865,118	7,616,809	8,247,700	7,651,330

GENERAL FUND

PARKS, REC. & COMMUNITY SERVICES		ACCOUNTING UNIT			
PRCSA - PARK FACILITIES		01113250			
Account Code	LINE ITEM RESOURCES	ACTUAL FY 21-22	ACTUAL FY 22-23	ADOPTED FY 23-24	PROPOSED FY 24-25
61000	Salaries Regular	974,791	0	0	0
61010	Salaries Cash Out/Separation	173,958	0	0	0
61020	Salaries Part-Time	235,915	0	0	0
61040	Salaries Overtime	32,182	0	0	0
61100	Retirement-Employer Normal Cost	66,932	0	0	0
61102	Retirement- Employer Unfunded- Miscellaneous	19,520	0	0	0
61110	Part-Time Retirement	8,298	0	0	0
61120	Medicare Insurance	15,893	0	0	0
61130	Health Insurance	183,026	0	0	0
61170	Retiree Health Benefits	1,438	0	0	0
61180	Worker Compensation Insurance	111,520	0	0	0
	SUBTOTAL SALARIES & BENEFITS	1,823,474	0	0	0
62000	Utilities	1,524,893	0	0	0
62010	Communications	33,593	0	0	0
62120	Training, Transportation, Meetings	4,616	0	0	0
62140	Membership, Subscription & Dues	3,534	0	0	0
62251	Other Agency Services	63,462	0	0	0
62300	Contract Services-Professional	352,406	0	0	0
62320	Maintenance & Repair Buildings	2,728,461	0	0	0
62501	Operating Lease Expense	672	0	0	0
62600	Parking Validation	1,615	0	0	0
	SUBTOTAL CONTRACTUALS	4,713,252	0	0	0
63001	Miscellaneous Operating Expenses	114,075	0	0	0
63200	Operating Materials & Supplies	599,023	0	0	0
63300	Gas & Diesel	71,137	0	0	0
	SUBTOTAL COMMODITIES	784,234	0	0	0
65000	Building Rental	447,140	0	0	0
65010	Rental City Equipment	282,345	0	0	0
65011	Equipment Replacement Charges	46,056	0	0	0
65012	Accident Repair & Replacement	4,570	0	0	0
65020	City Yard Rental	107,560	0	0	0
65040	IT Maintenance Charge	132,430	0	0	0
65100	Insurance Charges	139,470	0	0	0
65105	Benefits Overhead	7,820	0	0	0
65210	Delivery Charges	1,570	0	0	0
	SUBTOTAL FIXED CHARGES	1,168,961	0	0	0
66200	Buildings & Building Improvements	2,100	0	0	0
66220	Improvements Other Than Building	41,604	0	0	0
	SUBTOTAL CAPITAL	43,704	0	0	0
67003	Loan Payment-OBF	44,716	0	0	0
	SUBTOTAL DEBT SERVICE	44,716	0	0	0
	TOTAL	8,578,341	0	0	0

**CANNABIS PUBLIC BENEFIT
DEPARTMENT RESOURCE SUMMARY**

PARKS, REC. & COMMUNITY SERVICES

ACTIVITIES		ACTUAL FY 21-22	ACTUAL FY 22-23	ADOPTED FY 23-24	PROPOSED FY 24-25
EXPENDITURES					
01213020	PRCSA YOUTH SERVICES	3,426,287	6,766,784	3,207,410	3,410,190
	TOTAL EXPENDITURES	3,426,287	6,766,784	3,207,410	3,410,190
OPERATING EXPENSES		ACTUAL FY 21-22	ACTUAL FY 22-23	ADOPTED FY 23-24	PROPOSED FY 24-25
61000	SALARIES & BENEFITS	363,416	1,469,530	2,608,290	2,541,280
62000	CONTRACTUALS	728,379	226,535	257,430	419,450
63000	COMMODITIES	65,145	88,251	130,380	290,670
65000	FIXED CHARGES	67,063	108,304	205,570	154,790
66000	CAPITAL	1,754,585	4,840,431	0	0
69000	MISCELLANEOUS	447,700	33,733	5,740	4,000
	TOTAL	3,426,287	6,766,784	3,207,410	3,410,190

CANNABIS PUBLIC BENEFIT

PARKS, REC. & COMMUNITY SERVICES		ACCOUNTING UNIT			
PRCSA YOUTH SERVICES		01213020			
Account Code	LINE ITEM RESOURCES	ACTUAL FY 21-22	ACTUAL FY 22-23	ADOPTED FY 23-24	PROPOSED FY 24-25
61000	Salaries Regular	173,563	500,635	664,550	808,390
61010	Salaries Cash Out/Separation	0	1,433	0	0
61020	Salaries Part-Time	70,170	272,949	1,041,060	989,560
61030	Salaries Participant	0	392,019	417,880	288,000
61040	Salaries Overtime	1,602	22,367	0	0
61100	Retirement-Employer Normal Cost	21,097	50,118	78,870	93,610
61110	Part-Time Retirement	14,812	25,716	54,710	47,910
61120	Medicare Insurance	8,230	17,653	30,780	30,230
61130	Health Insurance	43,865	117,012	219,790	230,350
61170	Retiree Health Benefits	0	0	0	8,030
61180	Worker Compensation Insurance	30,077	69,629	100,650	45,200
	SUBTOTAL SALARIES & BENEFITS	363,416	1,469,530	2,608,290	2,541,280
62010	Communications	255	1,913	15,310	0
62120	Training, Transportation, Meetings	2,841	6,793	12,000	12,000
62140	Membership, Subscription & Dues	0	990	0	0
62300	Contract Services-Professional	725,283	161,422	148,120	364,700
62500	Rent Payments	0	54,718	82,000	42,750
62600	Parking Validation	0	700	0	0
	SUBTOTAL CONTRACTUALS	728,379	226,535	257,430	419,450
63001	Miscellaneous Operating Expenses	64,986	88,072	130,380	290,670
63300	Gas & Diesel	159	179	0	0
	SUBTOTAL COMMODITIES	65,145	88,251	130,380	290,670
65010	Rental City Equipment	2,385	1,682	0	0
65011	Equipment Replacement Charges	0	0	0	12,450
65012	Accident Repair & Replacement	68	43	0	0
65040	IT Maintenance Charge	28,790	27,890	65,820	68,690
65055	Communications- Landlines	0	0	0	9,570
65100	Insurance Charges	34,300	60,871	122,750	56,390
65105	Benefits Overhead	1,520	8,351	17,000	7,690
65205	Internal Departments Personnel	0	9,323	0	0
65400	Indirect Costs	0	144	0	0
	SUBTOTAL FIXED CHARGES	67,063	108,304	205,570	154,790
66220	Improvements Other Than Building	1,585,337	4,840,431	0	0
66400	Machinery & Equipment	169,249	0	0	0
66600	Books Records Video	0	0	0	0
	SUBTOTAL CAPITAL	1,754,585	4,840,431	0	0
69135	Payment to Subagent	447,700	33,199	0	0
69143	Transportation Pass for Partic	0	534	5,740	4,000
	SUBTOTAL MISCELLANEOUS	447,700	33,733	5,740	4,000
	TOTAL	3,426,287	6,766,784	3,207,410	3,410,190

**PRCSA FEE & DONATION
DEPARTMENT RESOURCE SUMMARY**

PARKS, REC. & COMMUNITY SERVICES

ACTIVITIES		ACTUAL FY 21-22	ACTUAL FY 22-23	ADOPTED FY 23-24	PROPOSED FY 24-25
REVENUES					
57081	Gifts & Donations	781,500	10,000	0	0
58000	Earning On Investments	6,712	10,043	0	5,000
	TOTAL REVENUES	788,212	20,043	0	5,000
EXPENDITURES					
02213200	PRCSA FEE & DONATION	242,764	40,800	44,000	39,950
	TOTAL EXPENDITURES	242,764	40,800	44,000	39,950
OPERATING EXPENSES		ACTUAL FY 21-22	ACTUAL FY 22-23	ADOPTED FY 23-24	PROPOSED FY 24-25
62000	CONTRACTUALS	214,183	26,625	44,000	19,950
63000	COMMODITIES	28,581	4,175	0	20,000
66000	CAPITAL	0	10,000	0	0
	TOTAL	242,764	40,800	44,000	39,950

PRCSA FEE & DONATION

PARKS, REC. & COMMUNITY SERVICES		ACCOUNTING UNIT			
PRCSA FEE & DONATION		02213002			
Account Code	LINE ITEM RESOURCES	ACTUAL FY 21-22	ACTUAL FY 22-23	ADOPTED FY 23-24	PROPOSED FY 24-25
57081	Gifts & Donations	781,500	10,000	0	0
58000	Earning On Investments	6,712	10,043	0	5,000
	SUBTOTAL REVENUES	788,212	20,043	0	5,000
	TOTAL	788,212	20,043	0	5,000

PRCSA FEE & DONATION

PARKS, REC. & COMMUNITY SERVICES		ACCOUNTING UNIT			
PRCSA FEE & DONATION		02213200			
Account Code	LINE ITEM RESOURCES	ACTUAL FY 21-22	ACTUAL FY 22-23	ADOPTED FY 23-24	PROPOSED FY 24-25
62140	Membership, Subscription & Dues	8,030	0	0	0
62300	Contract Services-Professional	206,153	26,625	44,000	19,950
	SUBTOTAL CONTRACTUALS	214,183	26,625	44,000	19,950
63001	Miscellaneous Operating Expenses	28,581	4,175	0	20,000
	SUBTOTAL COMMODITIES	28,581	4,175	0	20,000
66220	Improvements Other Than Building	0	10,000	0	0
	SUBTOTAL CAPITAL	0	10,000	0	0
	TOTAL	242,764	40,800	44,000	39,950

**CAPITAL OUTLAY FUND
DEPARTMENT RESOURCE SUMMARY**

PARKS, REC. & COMMUNITY SERVICES

ACTIVITIES		ACTUAL FY 21-22	ACTUAL FY 22-23	ADOPTED FY 23-24	PROPOSED FY 24-25
REVENUES					
53332	Baseball Surcharge	5,717	4,044	0	0
57363	Cell Tower Lease Agreement	638,962	597,957	600,000	600,000
57961	Contra Rent Revenue GASB 87	(260,338)	0	0	0
57962	Lease Revenue	297,274	0	0	0
58000	Earning On Investments	26,400	27,292	0	20,000
58020	Interest Income- Leases	46,090	0	0	0
	TOTAL REVENUES	754,104	629,293	600,000	620,000
EXPENDITURES					
05113263	PARK IMPROVEMENTS	1,252,762	1,784,940	630,000	785,000
	TOTAL EXPENDITURES	1,252,762	1,784,940	630,000	785,000
OPERATING EXPENSES		ACTUAL FY 21-22	ACTUAL FY 22-23	ADOPTED FY 23-24	PROPOSED FY 24-25
62000	CONTRACTUALS	305,350	150,024	315,000	415,000
63000	COMMODITIES	281,588	621,176	315,000	70,000
66000	CAPITAL	665,824	1,013,739	0	300,000
	TOTAL	1,252,762	1,784,940	630,000	785,000

CAPITAL OUTLAY FUND

PARKS, REC. & COMMUNITY SERVICES		ACCOUNTING UNIT			
MISCELLENOUS REVENUE		05113002			
Account Code	LINE ITEM RESOURCES	ACTUAL FY 21-22	ACTUAL FY 22-23	ADOPTED FY 23-24	PROPOSED FY 24-25
53332	Baseball Surcharge	5,717	4,044	0	0
57363	Cell Tower Lease Agreement	638,962	597,957	600,000	600,000
57961	Contra Rent Revenue GASB 87	(260,338)	0	0	0
57962	Lease Revenue	297,274	0	0	0
58000	Earning On Investments	26,400	27,292	0	20,000
58020	Interest Income- Leases	46,090	0	0	0
	SUBTOTAL REVENUES	754,104	629,293	600,000	620,000
	TOTAL	754,104	629,293	600,000	620,000

CAPITAL OUTLAY FUND

PARKS, REC. & COMMUNITY SERVICES

ACCOUNTING UNIT

PARK IMPROVEMENTS

05113263

Account Code	LINE ITEM RESOURCES	ACTUAL FY 21-22	ACTUAL FY 22-23	ADOPTED FY 23-24	PROPOSED FY 24-25
62320	Maintenance & Repair Buildings	305,350	150,024	315,000	415,000
	SUBTOTAL CONTRACTUALS	305,350	150,024	315,000	415,000
63200	Operating Materials & Supplies	281,588	621,176	315,000	70,000
	SUBTOTAL COMMODITIES	281,588	621,176	315,000	70,000
66200	Buildings & Building Improvements	12,475	0	0	300,000
66220	Improvements Other Than Building	653,349	1,013,739	0	0
	SUBTOTAL CAPITAL	665,824	1,013,739	0	300,000
	TOTAL	1,252,762	1,784,940	630,000	785,000

**CIVIC CENTER MAINTENANCE
DEPARTMENT RESOURCE SUMMARY**

PARKS, REC. & COMMUNITY SERVICES

ACTIVITIES		ACTUAL FY 21-22	ACTUAL FY 22-23	ADOPTED FY 23-24	PROPOSED FY 24-25
REVENUES					
53322	Civic Center Project Charges	81,501	0	0	0
53323	Civic Center Maintenance Charges	1,508,286	0	0	0
53324	Civic Center Police Security	1,587,921	0	0	0
59000-011	Transfer From Fund 011	600,000	0	0	0
	TOTAL REVENUES	3,777,708	0	0	0
EXPENDITURES					
07413015	NON-DEPARTMENT CIVIC CENTER	600,000	0	0	0
07413250	CIVIC CTR-REGULAR MAINTENANCE	1,486,526	0	0	0
07413260	CIVIC CTR-CAPITAL PROJECT	59,138	0	0	0
	TOTAL EXPENDITURES	2,145,664	0	0	0
OPERATING EXPENSES		ACTUAL FY 21-22	ACTUAL FY 22-23	ADOPTED FY 23-24	PROPOSED FY 24-25
61000	SALARIES & BENEFITS	25,807	0	0	0
62000	CONTRACTUALS	1,364,852	0	0	0
63000	COMMODITIES	26,418	0	0	0
65000	FIXED CHARGES	51,678	0	0	0
66000	CAPITAL	59,138	0	0	0
67000	DEBT SERVICE	14,383	0	0	0
68000	TRANSFERS	3,389	0	0	0
69000	MISCELLANEOUS	600,000	0	0	0
	TOTAL	2,145,664	0	0	0

CIVIC CENTER MAINTENANCE

PARKS, REC. & COMMUNITY SERVICES		ACCOUNTING UNIT			
NON-DEPARTMENT CIVIC CENTER		07413002			
Account Code	LINE ITEM RESOURCES	ACTUAL FY 21-22	ACTUAL FY 22-23	ADOPTED FY 23-24	PROPOSED FY 24-25
53322	Civic Center Project Charges	81,501	0	0	0
53323	Civic Center Maintenance Charges	1,508,286	0	0	0
53324	Civic Center Police Security	1,587,921	0	0	0
59000	Transfer From Fund 011	600,000	0	0	0
	SUBTOTAL REVENUES	3,777,708	0	0	0
	TOTAL	3,777,708	0	0	0

CIVIC CENTER MAINTENANCE

PARKS, REC. & COMMUNITY SERVICES

ACCOUNTING UNIT

NON-DEPARTMENT CIVIC CENTER

07413015

Account Code	LINE ITEM RESOURCES	ACTUAL FY 21-22	ACTUAL FY 22-23	ADOPTED FY 23-24	PROPOSED FY 24-25
69135	Payment to Subagent	600,000	0	0	0
	SUBTOTAL MISCELLANEOUS	600,000	0	0	0
	TOTAL	600,000	0	0	0

CIVIC CENTER MAINTENANCE

PARKS, REC. & COMMUNITY SERVICES

ACCOUNTING UNIT

CIVIC CTR-REGULAR MAINTENANCE

07413250

Account Code	LINE ITEM RESOURCES	ACTUAL FY 21-22	ACTUAL FY 22-23	ADOPTED FY 23-24	PROPOSED FY 24-25
61000	Salaries Regular	651	0	0	0
61040	Salaries Overtime	1,673	0	0	0
61100	Retirement-Employer Normal Cost	24	0	0	0
61102	Retirement- Employer Unfunded- Miscellaneous	19,650	0	0	0
61120	Medicare Insurance	4	0	0	0
61130	Health Insurance	95	0	0	0
61180	Worker Compensation Insurance	3,710	0	0	0
	SUBTOTAL SALARIES & BENEFITS	25,807	0	0	0
62000	Utilities	307,933	0	0	0
62010	Communications	1,636	0	0	0
62300	Contract Services-Professional	2,789	0	0	0
62320	Maintenance & Repair Buildings	1,052,494	0	0	0
	SUBTOTAL CONTRACTUALS	1,364,852	0	0	0
63200	Operating Materials & Supplies	17,525	0	0	0
63300	Gas & Diesel	8,893	0	0	0
	SUBTOTAL COMMODITIES	26,418	0	0	0
65010	Rental City Equipment	6,060	0	0	0
65012	Accident Repair & Replacement	84	0	0	0
65040	IT Maintenance Charge	23,030	0	0	0
65100	Insurance Charges	20,610	0	0	0
65105	Benefits Overhead	1,330	0	0	0
65400	Indirect Costs	564	0	0	0
	SUBTOTAL FIXED CHARGES	51,678	0	0	0
67003	Loan Payment-OBF	14,383	0	0	0
	SUBTOTAL DEBT SERVICE	14,383	0	0	0
68001	POB Misc Xfer to Fund 406	3,389	0	0	0
	SUBTOTAL TRANSFERS	3,389	0	0	0
	TOTAL	1,486,526	0	0	0

CIVIC CENTER MAINTENANCE

PARKS, REC. & COMMUNITY SERVICES

ACCOUNTING UNIT

CIVIC CTR-CAPITAL PROJECT

07413260

Account Code	LINE ITEM RESOURCES	ACTUAL FY 21-22	ACTUAL FY 22-23	ADOPTED FY 23-24	PROPOSED FY 24-25
66220	Improvements Other Than Building	59,138	0	0	0
	SUBTOTAL CAPITAL	59,138	0	0	0
	TOTAL	59,138	0	0	0

**REC/COM SVS ST URBAN OPEN SPAC
DEPARTMENT RESOURCE SUMMARY**

PARKS, REC. & COMMUNITY SERVICES

ACTIVITIES		ACTUAL FY 21-22	ACTUAL FY 22-23	ADOPTED FY 23-24	PROPOSED FY 24-25
REVENUES					
52025	State Grants-Direct	764,368	2,451,215	0	0
	TOTAL REVENUES	764,368	2,451,215	0	0
EXPENDITURES					
16113263	SANTA ANA RIVER CONSERVANCY PROGRAM	601,892	172,872	0	0
16113264	2018 Parks Bond Act-SPD&CR	563,999	1,138,585	0	0
16113268	2002 CA YOUTH SOCCER & REC DEV	0	1,000,000	0	0
16113269	2018 Parks Bond Act-Per Capita	0	177,952	0	0
	TOTAL EXPENDITURES	1,165,892	2,489,409	0	0
OPERATING EXPENSES		ACTUAL FY 21-22	ACTUAL FY 22-23	ADOPTED FY 23-24	PROPOSED FY 24-25
66000	CAPITAL	1,165,892	2,489,409	0	0
	TOTAL	1,165,892	2,489,409	0	0

REC/COM SVS ST URBAN OPEN SPAC

PARKS, REC. & COMMUNITY SERVICES		ACCOUNTING UNIT			
2018 Parks Bond Act-SPD&CR		16113264			
Account Code	LINE ITEM RESOURCES	ACTUAL FY 21-22	ACTUAL FY 22-23	ADOPTED FY 23-24	PROPOSED FY 24-25
66220	Improvements Other Than Building	563,999	1,138,585	0	0
	SUBTOTAL CAPITAL	563,999	1,138,585	0	0
	TOTAL	563,999	1,138,585	0	0

REC/COM SVS ST URBAN OPEN SPAC

PARKS, REC. & COMMUNITY SERVICES		ACCOUNTING UNIT			
2018 Parks Bond Act-Per Capita		16113269			
Account Code	LINE ITEM RESOURCES	ACTUAL FY 21-22	ACTUAL FY 22-23	ADOPTED FY 23-24	PROPOSED FY 24-25
66220	Improvements Other Than Building	0	177,952	0	0
	SUBTOTAL CAPITAL	0	177,952	0	0
	TOTAL	0	177,952	0	0

REC/COM SVS ST URBAN OPEN SPAC

PARKS, REC. & COMMUNITY SERVICES		ACCOUNTING UNIT			
PARKS/REC CAPITAL GRANTS		16113002			
Account Code	LINE ITEM RESOURCES	ACTUAL FY 21-22	ACTUAL FY 22-23	ADOPTED FY 23-24	PROPOSED FY 24-25
52025	State Grants-Direct	764,368	2,451,215	0	0
	SUBTOTAL REVENUES	764,368	2,451,215	0	0
	TOTAL	764,368	2,451,215	0	0

REC/COM SVS ST URBAN OPEN SPAC

PARKS, REC. & COMMUNITY SERVICES

ACCOUNTING UNIT

SANTA ANA RIVER CONSERVANCY PROGRAM

16113263

Account Code	LINE ITEM RESOURCES	ACTUAL FY 21-22	ACTUAL FY 22-23	ADOPTED FY 23-24	PROPOSED FY 24-25
66220	Improvements Other Than Building	601,892	172,872	0	0
	SUBTOTAL CAPITAL	601,892	172,872	0	0
	TOTAL	601,892	172,872	0	0

REC/COM SVS ST URBAN OPEN SPAC

PARKS, REC. & COMMUNITY SERVICES

ACCOUNTING UNIT

2002 CA YOUTH SOCCER & REC DEV

16113268

Account Code	LINE ITEM RESOURCES	ACTUAL FY 21-22	ACTUAL FY 22-23	ADOPTED FY 23-24	PROPOSED FY 24-25
66220	Improvements Other Than Building	0	1,000,000	0	0
	SUBTOTAL CAPITAL	0	1,000,000	0	0
	TOTAL	0	1,000,000	0	0

**RECREATION GRANTS FUND
DEPARTMENT RESOURCE SUMMARY**

PARKS, REC. & COMMUNITY SERVICES

ACTIVITIES		ACTUAL FY 21-22	ACTUAL FY 22-23	ADOPTED FY 23-24	PROPOSED FY 24-25
REVENUES					
52040	Grant-Other	259,042	280,104	300,000	308,850
58000	Earning On Investments	3,497	6,086	0	0
	TOTAL REVENUES	262,539	286,190	300,000	308,850
EXPENDITURES					
16913202	OCTA SR MOBILITY PROGRAM	126,781	123,628	808,480	439,070
	TOTAL EXPENDITURES	126,781	123,628	808,480	439,070
OPERATING EXPENSES		ACTUAL FY 21-22	ACTUAL FY 22-23	ADOPTED FY 23-24	PROPOSED FY 24-25
61000	SALARIES & BENEFITS	77,514	67,862	710,570	324,930
62000	CONTRACTUALS	1,210	32	0	0
63000	COMMODITIES	567	1,859	12,000	12,000
65000	FIXED CHARGES	47,491	53,875	85,910	102,140
	TOTAL	126,781	123,628	808,480	439,070

RECREATION GRANTS FUND

PARKS, REC. & COMMUNITY SERVICES

ACCOUNTING UNIT

RECREATION GRANTS REVENUE

16913002

Account Code	LINE ITEM RESOURCES	ACTUAL FY 21-22	ACTUAL FY 22-23	ADOPTED FY 23-24	PROPOSED FY 24-25
52040	Grant-Other	259,042	280,104	300,000	308,850
58000	Earning On Investments	3,497	6,086	0	0
	SUBTOTAL REVENUES	262,539	286,190	300,000	308,850
	TOTAL	262,539	286,190	300,000	308,850

RECREATION GRANTS FUND

PARKS, REC. & COMMUNITY SERVICES		ACCOUNTING UNIT			
OCTA SR MOBILITY PROGRAM		16913202			
Account Code	LINE ITEM RESOURCES	ACTUAL FY 21-22	ACTUAL FY 22-23	ADOPTED FY 23-24	PROPOSED FY 24-25
61000	Salaries Regular	0	4,995	422,330	179,410
61020	Salaries Part-Time	66,218	53,912	42,690	0
61100	Retirement-Employer Normal Cost	0	213	50,950	24,220
61102	Retirement- Employer Unfunded- Miscellaneous	0	494	0	5,230
61110	Part-Time Retirement	2,586	2,251	1,600	0
61120	Medicare Insurance	1,000	1,011	6,430	3,630
61130	Health Insurance	0	832	182,700	106,560
61170	Retiree Health Benefits	0	0	0	2,440
61180	Worker Compensation Insurance	7,710	4,153	3,870	3,440
	SUBTOTAL SALARIES & BENEFITS	77,514	67,862	710,570	324,930
62300	Contract Services-Professional	1,210	32	0	0
	SUBTOTAL CONTRACTUALS	1,210	32	0	0
63001	Miscellaneous Operating Expenses	0	55	0	0
63300	Gas & Diesel	567	1,804	12,000	12,000
	SUBTOTAL COMMODITIES	567	1,859	12,000	12,000
65010	Rental City Equipment	14,851	17,494	20,930	22,590
65011	Equipment Replacement Charges	20,970	22,344	12,170	18,060
65012	Accident Repair & Replacement	168	210	270	590
65040	IT Maintenance Charge	0	0	0	23,750
65055	Communications- Landlines	0	0	0	3,310
65100	Insurance Charges	7,644	5,114	4,780	4,290
65105	Benefits Overhead	23	749	690	590
65210	Delivery Charges	98	0	0	0
65400	Indirect Costs	3,737	7,964	47,070	28,960
	SUBTOTAL FIXED CHARGES	47,491	53,875	85,910	102,140
	TOTAL	126,781	123,628	808,480	439,070

**NATL RECREATION TRAILS FND ACT
DEPARTMENT RESOURCE SUMMARY**

PARKS, REC. & COMMUNITY SERVICES

ACTIVITIES		ACTUAL FY 21-22	ACTUAL FY 22-23	ADOPTED FY 23-24	PROPOSED FY 24-25
REVENUES					
58000	Earning On Investments	129	115	0	0
	TOTAL REVENUES	129	115	0	0

NATL RECREATION TRAILS FND ACT

PARKS, REC. & COMMUNITY SERVICES

ACCOUNTING UNIT

NATL RECREATION TRAILS FND ACT

17213002

Account Code	LINE ITEM RESOURCES	ACTUAL FY 21-22	ACTUAL FY 22-23	ADOPTED FY 23-24	PROPOSED FY 24-25
58000	Earning On Investments	129	115	0	0
	SUBTOTAL REVENUES	129	115	0	0
	TOTAL	129	115	0	0

**American Rescue Plan Act
DEPARTMENT RESOURCE SUMMARY**

PARKS, REC. & COMMUNITY SERVICES

ACTIVITIES	ACTUAL FY 21-22	ACTUAL FY 22-23	ADOPTED FY 23-24	PROPOSED FY 24-25
EXPENDITURES				
18113013 ARPA-PRCSA	1,632,870	1,306,023	0	0
TOTAL EXPENDITURES	1,632,870	1,306,023	0	0
OPERATING EXPENSES	ACTUAL FY 21-22	ACTUAL FY 22-23	ADOPTED FY 23-24	PROPOSED FY 24-25
62000 CONTRACTUALS	182,246	0	0	0
63000 COMMODITIES	55,986	0	0	0
64000 INSURANCE & CLAIMS	9,376	0	0	0
66000 CAPITAL	1,385,263	0	0	0
69000 MISCELLANEOUS	0	1,306,023	0	0
TOTAL	1,632,870	1,306,023	0	0

American Rescue Plan Act

PARKS, REC. & COMMUNITY SERVICES		ACCOUNTING UNIT			
ARPA-PRCSA		18113013			
Account Code	LINE ITEM RESOURCES	ACTUAL FY 21-22	ACTUAL FY 22-23	ADOPTED FY 23-24	PROPOSED FY 24-25
62300	Contract Services-Professional	182,246	0	0	0
	SUBTOTAL CONTRACTUALS	182,246	0	0	0
63001	Miscellaneous Operating Expenses	54,896	0	0	0
63200	Operating Materials & Supplies	1,090	0	0	0
	SUBTOTAL COMMODITIES	55,986	0	0	0
64010	Insurance Payment	9,376	0	0	0
	SUBTOTAL INSURANCE & CLAIMS	9,376	0	0	0
66220	Improvements Other Than Building	1,385,263	0	0	0
	SUBTOTAL CAPITAL	1,385,263	0	0	0
69135	Payment to Subagent	0	1,306,023	0	0
	SUBTOTAL MISCELLANEOUS	0	1,306,023	0	0
	TOTAL	1,632,870	1,306,023	0	0

**REC/COMM SVS
DEPARTMENT RESOURCE SUMMARY**

PARKS, REC. & COMMUNITY SERVICES

ACTIVITIES	ACTUAL FY 21-22	ACTUAL FY 22-23	ADOPTED FY 23-24	PROPOSED FY 24-25
REVENUES				
57304 Rancho Santiago Reimbursement/PR	653	0	0	0
58000 Earning On Investments	45	61	0	0
TOTAL REVENUES	697	61	0	0
EXPENDITURES				
30113260 REC/COMM SVS ACQ & DEV	653	0	0	0
TOTAL EXPENDITURES	653	0	0	0
OPERATING EXPENSES	ACTUAL FY 21-22	ACTUAL FY 22-23	ADOPTED FY 23-24	PROPOSED FY 24-25
62000 CONTRACTUALS	653	0	0	0
TOTAL	653	0	0	0

REC/COMM SVS

PARKS, REC. & COMMUNITY SERVICES		ACCOUNTING UNIT			
REC/COMM SVS ACQ & DEV		30113002			
Account Code	LINE ITEM RESOURCES	ACTUAL FY 21-22	ACTUAL FY 22-23	ADOPTED FY 23-24	PROPOSED FY 24-25
57304	Rancho Santiago Reimbursement/PR	653	0	0	0
58000	Earning On Investments	45	61	0	0
	SUBTOTAL REVENUES	697	61	0	0
	TOTAL	697	61	0	0

REC/COMM SVS

PARKS, REC. & COMMUNITY SERVICES

ACCOUNTING UNIT

REC/COMM SVS ACQ & DEV

30113260

Account Code	LINE ITEM RESOURCES	ACTUAL FY 21-22	ACTUAL FY 22-23	ADOPTED FY 23-24	PROPOSED FY 24-25
62300	Contract Services-Professional	653	0	0	0
	SUBTOTAL CONTRACTUALS	653	0	0	0
	TOTAL	653	0	0	0

**RESIDENTIAL DEVELOP DISTRICT 1
DEPARTMENT RESOURCE SUMMARY**

PARKS, REC. & COMMUNITY SERVICES

ACTIVITIES		ACTUAL FY 21-22	ACTUAL FY 22-23	ADOPTED FY 23-24	PROPOSED FY 24-25
REVENUES					
53300	District Park A & D Fees	598,296	78,827	0	0
58000	Earning On Investments	22,748	12,082	0	0
	TOTAL REVENUES	621,044	90,909	0	0
EXPENDITURES					
31113260	RESIDENTIAL DEVELOP DISTRICT 1	546,512	2,389,982	0	0
	TOTAL EXPENDITURES	546,512	2,389,982	0	0
OPERATING EXPENSES		ACTUAL FY 21-22	ACTUAL FY 22-23	ADOPTED FY 23-24	PROPOSED FY 24-25
66000	CAPITAL	546,512	6,008	0	0
68000	TRANSFERS	0	2,383,974	0	0
	TOTAL	546,512	2,389,982	0	0

RESIDENTIAL DEVELOP DISTRICT 1

PARKS, REC. & COMMUNITY SERVICES		ACCOUNTING UNIT			
MISCELLANEOUS REVENUE		31113002			
Account Code	LINE ITEM RESOURCES	ACTUAL FY 21-22	ACTUAL FY 22-23	ADOPTED FY 23-24	PROPOSED FY 24-25
53300	District Park A & D Fees	598,296	78,827	0	0
58000	Earning On Investments	22,748	12,082	0	0
	SUBTOTAL REVENUES	621,044	90,909	0	0
	TOTAL	621,044	90,909	0	0

RESIDENTIAL DEVELOP DISTRICT 1

PARKS, REC. & COMMUNITY SERVICES		ACCOUNTING UNIT			
RESIDENTIAL DEVELOP DISTRICT 1		31113260			
Account Code	LINE ITEM RESOURCES	ACTUAL FY 21-22	ACTUAL FY 22-23	ADOPTED FY 23-24	PROPOSED FY 24-25
66220	Improvements Other Than Building	546,512	6,008	0	0
	SUBTOTAL CAPITAL	546,512	6,008	0	0
68000	Transfer to Fund 315	0	2,383,974	0	0
	SUBTOTAL TRANSFERS	0	2,383,974	0	0
	TOTAL	546,512	2,389,982	0	0

**RESIDENTIAL DEVELOP DISTRICT 2
DEPARTMENT RESOURCE SUMMARY**

PARKS, REC. & COMMUNITY SERVICES

ACTIVITIES		ACTUAL FY 21-22	ACTUAL FY 22-23	ADOPTED FY 23-24	PROPOSED FY 24-25
REVENUES					
53300	District Park A & D Fees	2,897,020	584,945	0	0
58000	Earning On Investments	41,242	41,073	0	0
	TOTAL REVENUES	2,938,262	626,018	0	0
EXPENDITURES					
31213260	Acquisition & Development	929,961	2,158,018	0	0
31213261	Acquisition & Development In Lieu	122,352	483,203	0	0
	TOTAL EXPENDITURES	1,052,313	2,641,222	0	0
OPERATING EXPENSES		ACTUAL FY 21-22	ACTUAL FY 22-23	ADOPTED FY 23-24	PROPOSED FY 24-25
66000	CAPITAL	1,052,313	2,641,222	0	0
	TOTAL	1,052,313	2,641,222	0	0

RESIDENTIAL DEVELOP DISTRICT 2

PARKS, REC. & COMMUNITY SERVICES		ACCOUNTING UNIT			
Acquisition & Development Revenue		31213002			
Account Code	LINE ITEM RESOURCES	ACTUAL FY 21-22	ACTUAL FY 22-23	ADOPTED FY 23-24	PROPOSED FY 24-25
53300	District Park A & D Fees	2,897,020	584,945	0	0
58000	Earning On Investments	41,242	41,073	0	0
	SUBTOTAL REVENUES	2,938,262	626,018	0	0
	TOTAL	2,938,262	626,018	0	0

RESIDENTIAL DEVELOP DISTRICT 2

PARKS, REC. & COMMUNITY SERVICES		ACCOUNTING UNIT			
Acquisition & Development		31213260			
Account Code	LINE ITEM RESOURCES	ACTUAL FY 21-22	ACTUAL FY 22-23	ADOPTED FY 23-24	PROPOSED FY 24-25
66220	Improvements Other Than Building	929,961	2,158,018	0	0
	SUBTOTAL CAPITAL	929,961	2,158,018	0	0
	TOTAL	929,961	2,158,018	0	0

RESIDENTIAL DEVELOP DISTRICT 2

PARKS, REC. & COMMUNITY SERVICES		ACCOUNTING UNIT			
Acquisition & Development In Lieu		31213261			
Account Code	LINE ITEM RESOURCES	ACTUAL FY 21-22	ACTUAL FY 22-23	ADOPTED FY 23-24	PROPOSED FY 24-25
66220	Improvements Other Than Building	122,352	483,203	0	0
	SUBTOTAL CAPITAL	122,352	483,203	0	0
	TOTAL	122,352	483,203	0	0

**RESIDENTIAL DEVELOP DISTRICT 3
DEPARTMENT RESOURCE SUMMARY**

PARKS, REC. & COMMUNITY SERVICES

ACTIVITIES		ACTUAL FY 21-22	ACTUAL FY 22-23	ADOPTED FY 23-24	PROPOSED FY 24-25
REVENUES					
53300	District Park A & D Fees	3,118,331	4,562,310	0	0
58000	Earning On Investments	95,217	141,144	0	0
58002	Net Increase (Decrease) In Fai	(978,806)	(327,848)	0	0
	TOTAL REVENUES	2,234,742	4,375,606	0	0
EXPENDITURES					
31313260	A & D	288,678	4,912,552	0	0
31313261	A & D IN LIEU	919,466	43,058	0	0
	TOTAL EXPENDITURES	1,208,144	4,955,610	0	0
OPERATING EXPENSES		ACTUAL FY 21-22	ACTUAL FY 22-23	ADOPTED FY 23-24	PROPOSED FY 24-25
61000	SALARIES & BENEFITS	316	0	0	0
66000	CAPITAL	1,207,828	4,955,610	0	0
	TOTAL	1,208,144	4,955,610	0	0

RESIDENTIAL DEVELOP DISTRICT 3

PARKS, REC. & COMMUNITY SERVICES		ACCOUNTING UNIT			
A & D		31313002			
Account Code	LINE ITEM RESOURCES	ACTUAL FY 21-22	ACTUAL FY 22-23	ADOPTED FY 23-24	PROPOSED FY 24-25
53300	District Park A & D Fees	3,118,331	4,562,310	0	0
58000	Earning On Investments	95,217	141,144	0	0
58002	Net Increase (Decrease) In Fai	(978,806)	(327,848)	0	0
	SUBTOTAL REVENUES	2,234,742	4,375,606	0	0
	TOTAL	2,234,742	4,375,606	0	0

RESIDENTIAL DEVELOP DISTRICT 3

PARKS, REC. & COMMUNITY SERVICES		ACCOUNTING UNIT			
A & D		31313260			
Account Code	LINE ITEM RESOURCES	ACTUAL FY 21-22	ACTUAL FY 22-23	ADOPTED FY 23-24	PROPOSED FY 24-25
61040	Salaries Overtime	316	0	0	0
	SUBTOTAL SALARIES & BENEFITS	316	0	0	0
66200	Buildings & Building Improvements	0	4,254	0	0
66220	Improvements Other Than Building	288,362	4,908,298	0	0
	SUBTOTAL CAPITAL	288,362	4,912,552	0	0
	TOTAL	288,678	4,912,552	0	0

RESIDENTIAL DEVELOP DISTRICT 3

PARKS, REC. & COMMUNITY SERVICES		ACCOUNTING UNIT			
A & D IN LIEU		31313261			
Account Code	LINE ITEM RESOURCES	ACTUAL FY 21-22	ACTUAL FY 22-23	ADOPTED FY 23-24	PROPOSED FY 24-25
66220	Improvements Other Than Building	919,466	43,058	0	0
	SUBTOTAL CAPITAL	919,466	43,058	0	0
	TOTAL	919,466	43,058	0	0

**RESIDENTIAL DEVELOP DISTRICT 4
DEPARTMENT RESOURCE SUMMARY**

PARKS, REC. & COMMUNITY SERVICES

ACTIVITIES		ACTUAL FY 21-22	ACTUAL FY 22-23	ADOPTED FY 23-24	PROPOSED FY 24-25
REVENUES					
53300	District Park A & D Fees	120,213	265,252	0	0
58000	Earning On Investments	4,586	2,797	0	0
	TOTAL REVENUES	124,798	268,049	0	0
EXPENDITURES					
31413260	A & D	(3,752)	550,359	0	0
	TOTAL EXPENDITURES	(3,752)	550,359	0	0
OPERATING EXPENSES		ACTUAL FY 21-22	ACTUAL FY 22-23	ADOPTED FY 23-24	PROPOSED FY 24-25
66000	CAPITAL	(3,752)	22,320	0	0
68000	TRANSFERS	0	528,039	0	0
	TOTAL	(3,752)	550,359	0	0

RESIDENTIAL DEVELOP DISTRICT 4

PARKS, REC. & COMMUNITY SERVICES		ACCOUNTING UNIT			
A & D		31413002			
Account Code	LINE ITEM RESOURCES	ACTUAL FY 21-22	ACTUAL FY 22-23	ADOPTED FY 23-24	PROPOSED FY 24-25
53300	District Park A & D Fees	120,213	265,252	0	0
58000	Earning On Investments	4,586	2,797	0	0
	SUBTOTAL REVENUES	124,798	268,049	0	0
	TOTAL	124,798	268,049	0	0

RESIDENTIAL DEVELOP DISTRICT 4

PARKS, REC. & COMMUNITY SERVICES		ACCOUNTING UNIT			
A & D		31413260			
Account Code	LINE ITEM RESOURCES	ACTUAL FY 21-22	ACTUAL FY 22-23	ADOPTED FY 23-24	PROPOSED FY 24-25
66220	Improvements Other Than Building	(3,752)	22,320	0	0
	SUBTOTAL CAPITAL	(3,752)	22,320	0	0
68000	Transfer to Fund 315	0	528,039	0	0
	SUBTOTAL TRANSFERS	0	528,039	0	0
	TOTAL	(3,752)	550,359	0	0

POLICE DEPARTMENT



**Police Department
Position Summary**

Authorized Personnel	Funded FY 23-24	Workforce Changes	Funded FY 24-25
Accounting Assistant	2	(1)	1
Animal Service Officer I*	2		2
Background Investigator	3		3
Correctional Manager (RM)	1		1
Correctional Officer	73		73
Correctional Supervisor	9		9
Crime Research Analyst	4		4
Emergency Operations Coordinator	1		1
Executive Secretary to the Police Chief (UC)	1		1
Firearms Examiner	1		1
Forensic Services Supervisor	2		2
Forensic Specialist I	9	3	12
Forensic Specialist II	2		2
Graphics Designer I	1		1
Human Resources Analyst (UC) ¹	1		1
Human Resources Specialist (UC)	2		2
Information Technology Support Technician II	2		2
Jail Administrator (RM)	1		1
Lead Correctional Records Specialist	4		4
Lead Police Records Specialist	3		3
Management Aide (UC)	1		1
Park Ranger	2		2
Parking Control Officer	10		10
Police Administrative Budget Manager (RM)	1		1
Police Administrative Manager (RM)	1		1
Police Athletic / Activities League Assistant Director	2		2
Police Captain (RM)	3		3
Police Chief (EM)	1		1
Police Communications Manager (RM)	1		1
Police Communications Supervisor	4		4
Police Community Services Specialist	1		1
Police Evidence and Supply Specialist	9		9
Police Evidence and Supply Supervisor	2		2
Police Fiscal Services Supervisor	1		1
Police Investigative Specialist	11	1	12
Police Lieutenant (RM)	14		14
Police Officer	322		322
Police Oversight Commission Secretary (UC)	0	1	1

Police Department Position Summary

Police Photo / Video Specialist	1		1
Police Records Supervisor	2		2
Police Sergeant	44		44
Police Service Officer**	6		6
Police Services Dispatcher	35	3	38
Police Systems Manager (RM)	1		1
Police Systems Support Analyst	1		1
Rangemaster	1		1
Security Electronics Technician	1		1
Senior Accounting Assistant ²	1	1	2
Senior Correctional Records Specialist	8		8
Senior Human Resources Analyst (AM)	1		1
Senior Management Analyst (AM)	1		1
Senior Office Assistant	15	(1)	14
Senior Office Specialist*	1		1
Senior Parking Control Officer	1		1
Senior Police Records Specialist	11		11
Systems Administrator	2		2
Video Technician	1		1
Funded Total	644	7	651

¹ Position(s) added in FY 23-24 March 19, 2024 City Council Meeting Reso #2024-006

² Organization Change in FY 23-24

*Position(s) for Animal Services Operations transferred from Planning and Building Agency

**Unfreeze 1 Police Service Officer

Note: The authorized headcount for sworn positions is 400; 384 positions are funded and 16 positions are unfunded.

GENERAL FUND	638.50
CANNABIS PUBLIC BENEFIT FUND	7.00
ENTERPRISE FUND	3.00
FEDERAL/STATE GRANTS	2.50
TOTAL FUNDED POSITIONS	651.00
TOTAL UNFUNDED POSITIONS	16.00
TOTAL POSITIONS	667.00

**GENERAL FUND
DEPARTMENT RESOURCE SUMMARY**

POLICE DEPARTMENT

ACTIVITIES	ACTUAL FY 21-22	ACTUAL FY 22-23	ADOPTED FY 23-24	PROPOSED FY 24-25
EXPENDITURES				
01114017 PD - SERVICE ENHANCEMENT	3,788,917	4,457,848	4,696,570	5,182,410
01114400 OFFICE OF THE CHIEF OF POLICE	1,478,978	1,541,852	1,593,880	1,901,360
01114401 FISCAL & BUDGET	1,652,767	1,110,554	1,206,840	1,196,720
01114402 HUMAN RESOURCES	654,221	1,487,509	1,233,250	1,378,280
01114403 BUILDING & FACILITY	5,103,794	4,689,312	4,272,590	4,754,440
01114404 RECRUITMENT AND BACKGROUNDS	1,341,960	1,801,886	1,506,700	2,052,680
01114405 TRAFFIC	7,592,519	8,118,700	8,305,640	8,724,420
01114410 TRAINING SERVICES	2,261,380	2,667,809	2,711,120	2,828,620
01114415 INTERNAL AFFAIRS	1,519,891	1,847,262	1,604,780	1,725,500
01114420 FIELD OPERATIONS	55,096,954	53,637,499	58,394,330	63,050,070
01114421 PD ATHLETIC & ACTIVITY LEAGUE	113,941	601,940	603,030	735,380
01114425 INFORMATION SERVICES	1,519,311	1,944,627	1,774,620	1,856,050
01114430 ANIMAL SERVICES	0	0	0	3,791,480
01114435 CRIMINAL INVESTIGATIONS-SERVICE ENHANCEMENT	8,349,447	8,954,121	8,601,340	9,947,840
01114440 CRIMES AGAINST PERSONS	6,445,118	5,216,781	4,835,490	8,800,690
01114441 METROPOLITAN DIVISION-SERVICE ENHANCEMENT	5,593,130	5,513,345	5,995,900	0
01114445 SPECIAL INVESTIGATIONS	2,002,975	2,345,502	2,229,650	4,186,290
01114448 EVIDENCE	899,763	917,379	942,620	1,033,550
01114450 CENTRAL DISTRIBUTION CTR (CDC)	1,271,052	1,494,904	1,264,340	1,322,790
01114455 FORENSIC SERVICES	2,329,984	2,326,984	2,632,660	3,048,680
01114460 RECORDS SERVICES	1,772,211	1,594,773	2,081,660	2,247,430
01114465 COMMUNICATIONS-SERVICE ENHANCEMENT	6,718,267	6,751,116	7,118,490	8,415,220
01114470 VICE/NARCOTICS-SERVICE ENHANCEMENT	423,358	473,908	591,550	502,510
01114471 INVESTIGATIONS SUPPORT SERVICE-SERVICE ENHANCEMENT	1,603,267	1,150,058	950,110	986,070
01114475 JAIL OPERATIONS	18,756,769	18,666,627	21,000,590	22,110,040
01114480 REGIONAL NARCOTIC SUPPRESSION	102,726	301,186	221,350	272,140
01114485 HOMELAND SECURITY & EMERGENCY MANAGEMENT	316,126	288,954	248,980	286,870
01114490 TOBACCO RETAIL LICENSE PRG	93,656	46,550	187,470	207,500
TOTAL EXPENDITURES	138,802,483	139,948,988	146,805,550	162,545,030
OPERATING EXPENSES				
61000 SALARIES & BENEFITS	111,653,290	111,386,235	117,261,520	127,318,590
62000 CONTRACTUALS	12,187,171	12,536,209	13,318,290	16,209,620
63000 COMMODITIES	2,515,288	3,065,986	2,683,390	2,641,440
65000 FIXED CHARGES	11,562,822	11,826,822	12,665,510	14,749,970
66000 CAPITAL	50,077	294,787	95,710	355,230
67000 DEBT SERVICE	828,665	833,799	776,000	1,265,040
68000 TRANSFERS	5,170	5,150	5,130	5,140
TOTAL	138,802,483	139,948,988	146,805,550	162,545,030

GENERAL FUND

POLICE DEPARTMENT		ACCOUNTING UNIT			
PD - SERVICE ENHANCEMENT		01114017			
Account Code	LINE ITEM RESOURCES	ACTUAL FY 21-22	ACTUAL FY 22-23	ADOPTED FY 23-24	PROPOSED FY 24-25
61000	Salaries Regular	2,654,859	2,815,237	3,032,430	3,354,190
61040	Salaries Overtime	46,355	70,890	0	0
61100	Retirement-Employer Normal Cost	483,694	489,805	574,010	612,950
61120	Medicare Insurance	40,415	44,420	40,850	45,690
61130	Health Insurance	472,329	468,463	498,960	506,760
61170	Retiree Health Benefits	91,265	48,535	0	59,800
61180	Worker Compensation Insurance	0	233,575	216,710	230,570
	SUBTOTAL SALARIES & BENEFITS	3,788,917	4,170,924	4,362,960	4,809,960
65040	IT Maintenance Charge	0	78,080	147,900	154,360
65100	Insurance Charges	0	178,616	158,180	190,100
65105	Benefits Overhead	0	30,227	27,530	27,990
	SUBTOTAL FIXED CHARGES	0	286,923	333,610	372,450
	TOTAL	3,788,917	4,457,848	4,696,570	5,182,410

GENERAL FUND

POLICE DEPARTMENT		ACCOUNTING UNIT			
PD ATHLETIC & ACTIVITY LEAGUE		01114421			
Account Code	LINE ITEM RESOURCES	ACTUAL FY 21-22	ACTUAL FY 22-23	ADOPTED FY 23-24	PROPOSED FY 24-25
61000	Salaries Regular	0	265,691	264,480	339,300
61020	Salaries Part-Time	87,301	92,765	134,850	137,380
61040	Salaries Overtime	373	2,293	1,000	1,000
61100	Retirement-Employer Normal Cost	0	20,791	23,750	27,040
61110	Part-Time Retirement	3,274	2,941	5,060	4,380
61120	Medicare Insurance	1,271	5,278	5,570	5,970
61130	Health Insurance	0	37,888	37,440	37,920
61170	Retiree Health Benefits	0	4,578	0	5,060
61180	Worker Compensation Insurance	0	29,539	7,130	29,360
	SUBTOTAL SALARIES & BENEFITS	92,219	461,765	479,280	587,410
62000	Utilities	2,442	51,859	56,000	56,000
62120	Training, Transportation, Meetings	0	0	2,500	2,500
62251	Other Agency Services	0	0	2,590	2,700
62300	Contract Services-Professional	1,978	20,105	6,000	6,000
	SUBTOTAL CONTRACTUALS	4,420	71,964	67,090	67,200
63001	Miscellaneous Operating Expenses	17,302	33,276	31,500	31,500
63300	Gas & Diesel	0	0	630	630
	SUBTOTAL COMMODITIES	17,302	33,276	32,130	32,130
65010	Rental City Equipment	0	1,422	0	0
65011	Equipment Replacement Charges	0	0	0	3,060
65012	Accident Repair & Replacement	0	63	0	0
65040	IT Maintenance Charge	0	0	11,380	17,810
65100	Insurance Charges	0	22,589	5,200	24,210
65105	Benefits Overhead	0	3,823	910	3,560
	SUBTOTAL FIXED CHARGES	0	27,897	17,490	48,640
67003	Loan Payment-OBF	0	7,038	7,040	0
	SUBTOTAL DEBT SERVICE	0	7,038	7,040	0
	TOTAL	113,941	601,940	603,030	735,380

GENERAL FUND

POLICE DEPARTMENT		ACCOUNTING UNIT			
ANIMAL SERVICES		01114430			
Account Code	LINE ITEM RESOURCES	ACTUAL FY 21-22	ACTUAL FY 22-23	ADOPTED FY 23-24	PROPOSED FY 24-25
61000	Salaries Regular	0	0	0	272,030
61100	Retirement-Employer Normal Cost	0	0	0	26,580
61120	Medicare Insurance	0	0	0	3,800
61130	Health Insurance	0	0	0	59,880
61170	Retiree Health Benefits	0	0	0	4,500
61180	Worker Compensation Insurance	0	0	0	12,370
	SUBTOTAL SALARIES & BENEFITS	0	0	0	379,160
62012	Cellular Phone Charges	0	0	0	1,000
62300	Contract Services-Professional	0	0	0	3,334,350
	SUBTOTAL CONTRACTUALS	0	0	0	3,335,350
63001	Miscellaneous Operating Expenses	0	0	0	4,000
63300	Gas & Diesel	0	0	0	7,000
	SUBTOTAL COMMODITIES	0	0	0	11,000
65010	Rental City Equipment	0	0	0	14,350
65011	Equipment Replacement Charges	0	0	0	15,430
65040	IT Maintenance Charge	0	0	0	17,810
65100	Insurance Charges	0	0	0	15,940
65105	Benefits Overhead	0	0	0	2,440
	SUBTOTAL FIXED CHARGES	0	0	0	65,970
	TOTAL	0	0	0	3,791,480

GENERAL FUND

POLICE DEPARTMENT		ACCOUNTING UNIT			
METROPOLITAN DIVISION-SERVICE ENHANCEMENT		01114441			
Account Code	LINE ITEM RESOURCES	ACTUAL FY 21-22	ACTUAL FY 22-23	ADOPTED FY 23-24	PROPOSED FY 24-25
61000	Salaries Regular	3,915,894	3,313,745	3,472,090	0
61020	Salaries Part-Time	1,072	14,329	13,010	0
61040	Salaries Overtime	45,031	166,484	188,050	0
61100	Retirement-Employer Normal Cost	571,344	519,851	599,140	0
61110	Part-Time Retirement	40	537	490	0
61120	Medicare Insurance	60,550	54,695	45,530	0
61130	Health Insurance	489,056	396,233	438,300	0
61170	Retiree Health Benefits	144,686	65,749	8,560	0
61180	Worker Compensation Insurance	317,860	274,086	319,740	0
	SUBTOTAL SALARIES & BENEFITS	5,545,532	4,805,710	5,084,910	0
62120	Training, Transportation, Meetings	24,564	6,045	6,030	0
62140	Membership, Subscription & Dues	800	350	0	0
62300	Contract Services-Professional	15,010	14,694	15,590	0
	SUBTOTAL CONTRACTUALS	40,374	21,089	21,620	0
63001	Miscellaneous Operating Expenses	7,225	3,562	203,000	0
63300	Gas & Diesel	0	23,812	7,550	0
	SUBTOTAL COMMODITIES	7,225	27,374	210,550	0
65010	Rental City Equipment	0	192,012	234,970	0
65011	Equipment Replacement Charges	0	33,264	37,210	0
65012	Accident Repair & Replacement	0	21,456	1,830	0
65040	IT Maintenance Charge	0	167,320	130,830	0
65100	Insurance Charges	0	209,595	233,370	0
65105	Benefits Overhead	0	35,470	40,610	0
	SUBTOTAL FIXED CHARGES	0	659,117	678,820	0
66511	Computer Software Subscriptions	0	55	0	0
	SUBTOTAL CAPITAL	0	55	0	0
	TOTAL	5,593,130	5,513,345	5,995,900	0

GENERAL FUND

POLICE DEPARTMENT		ACCOUNTING UNIT			
POLICE - OFFICE OF CHIEF		01114002			
Account Code	LINE ITEM RESOURCES	ACTUAL FY 21-22	ACTUAL FY 22-23	ADOPTED FY 23-24	PROPOSED FY 24-25
50503	SB90 State Mandated Costs-Reimbursement	70,632	400,841	85,000	85,000
50505	POST Reimbursement	2,502	480	40,000	10,000
50506	AB109 Reimbursement	585,703	591,394	600,000	600,000
51401	Alarm Permit Fees	63,494	104,428	100,000	90,000
51402	Street Closure Permits	27,106	13,737	20,000	10,000
51403	Tobacco Permits	141,961	177,059	140,000	140,000
53400	Vehicle Release Charge	90,146	153,501	120,000	120,000
53401	Repo Release	11,702	11,387	11,000	10,000
53405	Photo Services	(15)	1,552	0	0
53407	Vehicle Equipment Citation Sign-Off	3,828	2,508	3,800	3,000
53408	Fire Range User Fee	0	0	2,000	0
53409	Storage Of Weapon Fee	2,040	1,966	2,000	2,000
53410	Impound/Owner Release Animal	1,003	0	0	1,300
53411	Jail Pay to Stay Program	21,820	15,318	25,000	25,000
53413	Police False Alarm Charge	101	0	25,000	0
53415	Emergency Response Reimbursement/PD	4,458	688	15,000	5,000
53416	Animal Quarantines	502	602	0	1,000
53417	Police Report Fee	77,203	86,675	75,000	75,000
53419	Firearm License Fee	1,811	1,683	2,000	2,000
53420	Jail Booking Fee	2,535	207	0	0
53423	Vehicle Storage Fee	41,048	39,936	42,000	40,000
55000	Parking Fines	5,652,066	4,920,339	4,900,000	4,900,000
55400	Redlight Camera Program	2,123	21,927	0	0
55401	Court Fines Traffic	391,196	241,969	380,000	240,000
55402	Court Fines Non Traffic	8,899	125,606	20,000	130,000
55403	Tobacco Fine	543	1,191	0	0
55600	Administrative Citations	18,286	16,283	20,000	18,000
55606	Fireworks Admin Citations	28,095	7,477	25,000	10,000
57010	Miscellaneous Recoveries	46,179	0	0	0
57400	Police OT Reimbursement	301,611	372,262	320,000	340,000
57402	Police Miscellaneous Reimbursement	411,039	325,219	376,520	300,000
57460	Jail Revenue Facility - PD	1,460	3,212	2,500	3,500
57461	Jail Kitchen Rental	47,928	31,228	32,000	30,000
57462	Jail Revenue Facility - US Marshals	12,970,735	12,054,185	13,000,000	11,250,000
57463	Jail Revenue Facility - Bureau of Prisons	836,615	664,390	900,000	650,000
57464	Jail Revenue Facility - US Marshals San Diego	3,504,740	2,864,995	3,600,000	2,250,000
57470	Copy of Lost Citation	104	45	100	100
	SUBTOTAL REVENUES	25,371,201	23,254,288	24,883,920	21,340,900
	TOTAL	25,371,201	23,254,288	24,883,920	21,340,900

GENERAL FUND

POLICE DEPARTMENT		ACCOUNTING UNIT			
OFFICE OF THE CHIEF OF POLICE		01114400			
Account Code	LINE ITEM RESOURCES	ACTUAL FY 21-22	ACTUAL FY 22-23	ADOPTED FY 23-24	PROPOSED FY 24-25
61000	Salaries Regular	856,174	856,457	900,170	1,116,010
61040	Salaries Overtime	32,107	57,753	25,000	25,000
61100	Retirement-Employer Normal Cost	93,839	91,782	110,050	153,480
61120	Medicare Insurance	11,807	12,869	13,000	16,970
61130	Health Insurance	66,521	66,930	110,340	144,900
61170	Retiree Health Benefits	8,245	9,368	3,740	21,660
61180	Worker Compensation Insurance	75,560	70,151	69,890	70,140
	SUBTOTAL SALARIES & BENEFITS	1,144,253	1,165,309	1,232,190	1,548,160
62120	Training, Transportation, Meetings	5,173	15,800	8,630	11,200
62140	Membership, Subscription & Dues	111,235	116,385	120,510	117,070
62200	Advertising	0	0	1,000	1,000
62300	Contract Services-Professional	96,168	106,942	116,150	94,150
62600	Parking Validation	5,976	6,333	4,000	3,000
	SUBTOTAL CONTRACTUALS	218,551	245,459	250,290	226,420
63001	Miscellaneous Operating Expenses	17,442	21,294	15,830	17,480
63300	Gas & Diesel	1,023	21,551	10,000	10,000
	SUBTOTAL COMMODITIES	18,465	42,845	25,830	27,480
65040	IT Maintenance Charge	37,420	25,100	25,600	32,650
65100	Insurance Charges	57,930	53,645	51,010	57,830
65105	Benefits Overhead	2,010	9,078	8,880	8,520
65210	Delivery Charges	350	0	0	0
	SUBTOTAL FIXED CHARGES	97,710	87,823	85,490	99,000
66511	Computer Software Subscriptions	0	416	80	300
	SUBTOTAL CAPITAL	0	416	80	300
	TOTAL	1,478,978	1,541,852	1,593,880	1,901,360

GENERAL FUND

POLICE DEPARTMENT		ACCOUNTING UNIT			
FISCAL & BUDGET		01114401			
Account Code	LINE ITEM RESOURCES	ACTUAL FY 21-22	ACTUAL FY 22-23	ADOPTED FY 23-24	PROPOSED FY 24-25
61000	Salaries Regular	1,167,421	651,987	625,310	686,800
61010	Salaries Cash Out/Separation	0	1,636	0	0
61020	Salaries Part-Time	56,752	74,311	100,320	93,540
61040	Salaries Overtime	13,691	2,010	7,500	7,500
61100	Retirement-Employer Normal Cost	59,721	27,393	45,610	50,990
61110	Part-Time Retirement	1,207	1,651	2,820	2,570
61120	Medicare Insurance	17,719	10,192	11,510	12,900
61130	Health Insurance	136,387	127,598	162,120	153,360
61170	Retiree Health Benefits	15,087	7,415	7,390	12,880
61180	Worker Compensation Insurance	73,340	58,390	99,930	59,480
	SUBTOTAL SALARIES & BENEFITS	1,541,325	962,583	1,062,510	1,080,020
62120	Training, Transportation, Meetings	34	37,276	1,500	1,500
62140	Membership, Subscription & Dues	0	0	130	130
62300	Contract Services-Professional	2,871	6,499	13,000	13,830
62400	Auditor Fee	0	0	50	50
	SUBTOTAL CONTRACTUALS	2,905	43,775	14,680	15,510
63001	Miscellaneous Operating Expenses	3,157	1,542	3,600	2,610
	SUBTOTAL COMMODITIES	3,157	1,542	3,600	2,610
65040	IT Maintenance Charge	46,060	50,200	39,820	41,560
65100	Insurance Charges	56,230	44,651	72,940	49,040
65105	Benefits Overhead	2,950	7,556	12,690	7,220
65210	Delivery Charges	140	0	0	0
	SUBTOTAL FIXED CHARGES	105,380	102,407	125,450	97,820
66511	Computer Software Subscriptions	0	247	600	760
	SUBTOTAL CAPITAL	0	247	600	760
	TOTAL	1,652,767	1,110,554	1,206,840	1,196,720

GENERAL FUND

POLICE DEPARTMENT		ACCOUNTING UNIT			
HUMAN RESOURCES		01114402			
Account Code	LINE ITEM RESOURCES	ACTUAL FY 21-22	ACTUAL FY 22-23	ADOPTED FY 23-24	PROPOSED FY 24-25
61000	Salaries Regular	379,275	968,301	825,830	816,070
61020	Salaries Part-Time	13,650	4,426	17,940	17,940
61040	Salaries Overtime	10,666	35,809	10,000	12,000
61045	PD Hiring Bonus	0	25,000	0	0
61100	Retirement-Employer Normal Cost	30,195	69,964	79,870	111,370
61110	Part-Time Retirement	512	166	670	670
61120	Medicare Insurance	5,698	14,105	10,940	11,970
61130	Health Insurance	49,105	87,869	99,240	123,720
61170	Retiree Health Benefits	8,339	15,959	11,900	16,760
61180	Worker Compensation Insurance	43,070	81,280	32,070	79,670
	SUBTOTAL SALARIES & BENEFITS	540,510	1,302,878	1,088,460	1,190,170
62120	Training, Transportation, Meetings	4,398	1,325	7,000	7,000
62130	Tuition Reimbursement	14,002	15,633	10,000	10,000
62140	Membership, Subscription & Dues	300	12,750	3,000	3,000
62200	Advertising	0	3,115	6,800	0
62300	Contract Services-Professional	24,879	39,845	48,300	48,800
	SUBTOTAL CONTRACTUALS	43,579	72,668	75,100	68,800
63001	Miscellaneous Operating Expenses	10,951	11,618	13,270	13,770
63300	Gas & Diesel	151	0	500	500
	SUBTOTAL COMMODITIES	11,102	11,618	13,770	14,270
65010	Rental City Equipment	1,660	0	0	0
65012	Accident Repair & Replacement	120	0	0	0
65040	IT Maintenance Charge	23,030	22,310	28,440	29,690
65100	Insurance Charges	33,020	62,155	23,410	65,680
65105	Benefits Overhead	1,050	10,519	4,070	9,670
65210	Delivery Charges	150	0	0	0
	SUBTOTAL FIXED CHARGES	59,030	94,984	55,920	105,040
66511	Computer Software Subscriptions	0	5,362	0	0
	SUBTOTAL CAPITAL	0	5,362	0	0
	TOTAL	654,221	1,487,509	1,233,250	1,378,280

GENERAL FUND

POLICE DEPARTMENT		ACCOUNTING UNIT			
BUILDING & FACILITY		01114403			
Account Code	LINE ITEM RESOURCES	ACTUAL FY 21-22	ACTUAL FY 22-23	ADOPTED FY 23-24	PROPOSED FY 24-25
61000	Salaries Regular	0	442	0	48,700
61040	Salaries Overtime	18,083	9,017	0	0
61100	Retirement-Employer Normal Cost	0	36	0	5,950
61120	Medicare Insurance	0	9	0	710
61130	Health Insurance	0	123	0	19,980
61170	Retiree Health Benefits	0	0	0	490
61180	Worker Compensation Insurance	0	30	0	0
	SUBTOTAL SALARIES & BENEFITS	18,083	9,657	0	75,830
62000	Utilities	1,112,037	1,243,202	1,050,680	1,050,680
62010	Communications	964,390	906,766	905,000	374,680
62012	Cellular Phone Charges	0	88,854	86,880	86,880
62251	Other Agency Services	0	15,508	8,000	8,000
62300	Contract Services-Professional	1,754,292	297,315	112,010	112,010
62310	Janitorial & Housekeeping	0	660,920	670,060	670,060
62322	Maintenance & Repair Machinery	0	0	1,000	1,000
	SUBTOTAL CONTRACTUALS	3,830,719	3,212,564	2,833,630	2,303,310
63001	Miscellaneous Operating Expenses	147,006	138,033	110,000	110,000
	SUBTOTAL COMMODITIES	147,006	138,033	110,000	110,000
65000	Building Rental	1,030,390	1,253,270	1,253,270	1,409,290
65055	Communications- Landlines	0	0	0	530,320
65100	Insurance Charges	0	90	0	0
65105	Benefits Overhead	0	6	0	0
	SUBTOTAL FIXED CHARGES	1,030,390	1,253,366	1,253,270	1,939,610
66220	Improvements Other Than Building	0	0	0	250,000
	SUBTOTAL CAPITAL	0	0	0	250,000
67003	Loan Payment-OBF	77,595	75,692	75,690	75,690
	SUBTOTAL DEBT SERVICE	77,595	75,692	75,690	75,690
	TOTAL	5,103,794	4,689,312	4,272,590	4,754,440

GENERAL FUND

POLICE DEPARTMENT		ACCOUNTING UNIT			
RECRUITMENT AND BACKGROUNDS		01114404			
Account Code	LINE ITEM RESOURCES	ACTUAL FY 21-22	ACTUAL FY 22-23	ADOPTED FY 23-24	PROPOSED FY 24-25
61000	Salaries Regular	784,121	1,105,718	956,300	1,303,440
61040	Salaries Overtime	39,202	99,932	5,560	22,660
61100	Retirement-Employer Normal Cost	90,789	147,626	137,630	203,010
61120	Medicare Insurance	12,796	17,719	13,400	18,200
61130	Health Insurance	121,542	165,183	148,920	184,800
61170	Retiree Health Benefits	22,852	16,639	0	23,710
61180	Worker Compensation Insurance	90,410	93,416	64,010	90,560
	SUBTOTAL SALARIES & BENEFITS	1,161,711	1,646,234	1,325,820	1,846,380
62120	Training, Transportation, Meetings	888	1,133	2,500	4,200
62122	Travel For Investigation	1,071	681	7,000	0
62200	Advertising	0	0	0	10,000
62300	Contract Services-Professional	51,635	20,328	63,270	40,770
	SUBTOTAL CONTRACTUALS	53,594	22,141	72,770	54,970
63001	Miscellaneous Operating Expenses	732	2,774	5,000	9,500
63300	Gas & Diesel	1,712	2,592	2,000	2,000
	SUBTOTAL COMMODITIES	2,444	5,366	7,000	11,500
65040	IT Maintenance Charge	51,820	44,620	45,510	53,430
65100	Insurance Charges	69,310	71,436	46,720	74,660
65105	Benefits Overhead	2,880	12,089	8,130	10,990
65210	Delivery Charges	200	0	0	0
	SUBTOTAL FIXED CHARGES	124,210	128,145	100,360	139,080
66511	Computer Software Subscriptions	0	0	750	750
	SUBTOTAL CAPITAL	0	0	750	750
	TOTAL	1,341,960	1,801,886	1,506,700	2,052,680

GENERAL FUND

POLICE DEPARTMENT		ACCOUNTING UNIT			
TRAFFIC		01114405			
Account Code	LINE ITEM RESOURCES	ACTUAL FY 21-22	ACTUAL FY 22-23	ADOPTED FY 23-24	PROPOSED FY 24-25
61000	Salaries Regular	3,708,127	3,923,326	4,178,920	4,396,150
61020	Salaries Part-Time	51,810	54,805	160,290	162,990
61040	Salaries Overtime	322,988	290,638	150,000	150,000
61100	Retirement-Employer Normal Cost	420,953	462,328	560,270	606,210
61110	Part-Time Retirement	1,943	1,980	6,010	6,110
61120	Medicare Insurance	66,284	68,934	59,780	63,460
61130	Health Insurance	509,829	555,067	651,120	635,880
61170	Retiree Health Benefits	118,029	71,079	8,950	84,010
61180	Worker Compensation Insurance	331,240	332,638	306,920	325,810
	SUBTOTAL SALARIES & BENEFITS	5,531,203	5,760,795	6,082,260	6,430,620
62012	Cellular Phone Charges	0	921	4,920	4,920
62120	Training, Transportation, Meetings	11,484	23,949	22,070	22,070
62140	Membership, Subscription & Dues	0	0	1,000	1,000
62300	Contract Services-Professional	1,011,952	1,385,173	1,235,470	1,235,470
62600	Parking Validation	4,544	1,530	0	0
	SUBTOTAL CONTRACTUALS	1,027,980	1,411,572	1,263,460	1,263,460
63001	Miscellaneous Operating Expenses	41,248	23,990	27,270	27,230
63300	Gas & Diesel	46,033	86,311	83,300	83,300
	SUBTOTAL COMMODITIES	87,281	110,301	110,570	110,530
65010	Rental City Equipment	332,060	344,800	341,520	368,520
65011	Equipment Replacement Charges	134,868	6,717	53,870	27,780
65012	Accident Repair & Replacement	23,427	23,789	8,770	19,230
65040	IT Maintenance Charge	190,000	161,740	182,030	195,920
65100	Insurance Charges	253,960	254,370	224,020	268,620
65105	Benefits Overhead	10,970	43,048	38,990	39,550
65210	Delivery Charges	770	0	0	0
	SUBTOTAL FIXED CHARGES	946,055	834,464	849,200	919,620
66511	Computer Software Subscriptions	0	1,568	150	190
	SUBTOTAL CAPITAL	0	1,568	150	190
	TOTAL	7,592,519	8,118,700	8,305,640	8,724,420

GENERAL FUND

POLICE DEPARTMENT		ACCOUNTING UNIT			
TRAINING SERVICES		01114410			
Account Code	LINE ITEM RESOURCES	ACTUAL FY 21-22	ACTUAL FY 22-23	ADOPTED FY 23-24	PROPOSED FY 24-25
61000	Salaries Regular	1,286,182	1,377,016	1,306,050	1,397,780
61010	Salaries Cash Out/Separation	1,004	2,057	0	0
61020	Salaries Part-Time	31,331	36,952	69,190	71,270
61040	Salaries Overtime	18,704	40,069	18,000	11,380
61100	Retirement-Employer Normal Cost	134,392	143,521	155,800	161,440
61110	Part-Time Retirement	1,175	1,072	2,590	2,670
61120	Medicare Insurance	19,875	21,474	18,520	20,540
61130	Health Insurance	156,778	170,349	190,140	157,800
61170	Retiree Health Benefits	35,767	29,445	7,870	28,140
61180	Worker Compensation Insurance	77,000	114,517	107,550	115,810
	SUBTOTAL SALARIES & BENEFITS	1,762,207	1,936,472	1,875,710	1,966,830
62120	Training, Transportation, Meetings	40,702	23,611	55,000	56,480
62140	Membership, Subscription & Dues	199	29,036	29,920	36,200
62200	Advertising	96	0	0	0
62300	Contract Services-Professional	194,662	359,700	446,600	449,250
62322	Maintenance & Repair Machinery	95	0	750	750
62600	Parking Validation	1,140	7,025	3,000	3,000
	SUBTOTAL CONTRACTUALS	236,893	419,371	535,270	545,680
63001	Miscellaneous Operating Expenses	138,805	158,313	146,800	143,000
63300	Gas & Diesel	4,689	3,031	3,500	3,500
	SUBTOTAL COMMODITIES	143,495	161,344	150,300	146,500
65010	Rental City Equipment	15,745	4,440	1,720	1,860
65012	Accident Repair & Replacement	1,140	96	10	20
65040	IT Maintenance Charge	40,300	39,040	51,200	53,430
65100	Insurance Charges	59,030	87,572	78,500	95,480
65105	Benefits Overhead	2,330	14,820	13,660	14,060
65210	Delivery Charges	240	0	0	0
	SUBTOTAL FIXED CHARGES	118,785	145,968	145,090	164,850
66511	Computer Software Subscriptions	0	4,654	4,750	4,760
	SUBTOTAL CAPITAL	0	4,654	4,750	4,760
	TOTAL	2,261,380	2,667,809	2,711,120	2,828,620

GENERAL FUND

POLICE DEPARTMENT		ACCOUNTING UNIT			
INTERNAL AFFAIRS		01114415			
Account Code	LINE ITEM RESOURCES	ACTUAL FY 21-22	ACTUAL FY 22-23	ADOPTED FY 23-24	PROPOSED FY 24-25
61000	Salaries Regular	991,666	1,205,767	1,092,720	1,183,080
61040	Salaries Overtime	65,816	120,874	40,000	40,000
61100	Retirement-Employer Normal Cost	99,277	111,777	124,790	120,750
61120	Medicare Insurance	15,262	18,973	13,420	15,320
61130	Health Insurance	89,593	105,208	113,040	87,000
61170	Retiree Health Benefits	31,966	26,319	9,040	23,980
61180	Worker Compensation Insurance	89,350	99,223	80,950	98,750
	SUBTOTAL SALARIES & BENEFITS	1,382,929	1,688,141	1,473,960	1,568,880
62120	Training, Transportation, Meetings	6,544	2,476	8,600	8,600
62140	Membership, Subscription & Dues	0	0	1,000	1,000
62300	Contract Services-Professional	1,446	4,900	8,580	8,580
	SUBTOTAL CONTRACTUALS	7,990	7,376	18,180	18,180
63001	Miscellaneous Operating Expenses	3,801	13,106	3,340	3,340
63300	Gas & Diesel	7,204	1,670	5,000	5,000
	SUBTOTAL COMMODITIES	11,004	14,776	8,340	8,340
65010	Rental City Equipment	10,896	11,976	6,270	6,770
65012	Accident Repair & Replacement	1,912	2,412	0	0
65040	IT Maintenance Charge	34,550	33,460	28,440	29,690
65100	Insurance Charges	68,500	75,876	59,080	81,420
65105	Benefits Overhead	1,880	12,841	10,280	11,990
65210	Delivery Charges	230	0	0	0
	SUBTOTAL FIXED CHARGES	117,968	136,565	104,070	129,870
66511	Computer Software Subscriptions	0	405	230	230
	SUBTOTAL CAPITAL	0	405	230	230
	TOTAL	1,519,891	1,847,262	1,604,780	1,725,500

GENERAL FUND

POLICE DEPARTMENT		ACCOUNTING UNIT			
FIELD OPERATIONS		01114420			
Account Code	LINE ITEM RESOURCES	ACTUAL FY 21-22	ACTUAL FY 22-23	ADOPTED FY 23-24	PROPOSED FY 24-25
61000	Salaries Regular	31,546,846	30,778,439	34,928,650	37,064,840
61010	Salaries Cash Out/Separation	1,703,386	1,175,458	1,150,000	1,650,000
61020	Salaries Part-Time	28,450	26,326	87,990	71,640
61040	Salaries Overtime	2,297,919	3,267,657	1,356,290	1,356,290
61100	Retirement-Employer Normal Cost	4,799,457	4,662,572	6,006,220	6,486,990
61110	Part-Time Retirement	563	315	2,030	1,420
61120	Medicare Insurance	493,242	489,314	471,220	525,210
61130	Health Insurance	4,017,748	3,886,613	4,636,380	4,703,040
61170	Retiree Health Benefits	1,212,342	582,050	72,160	734,250
61180	Worker Compensation Insurance	2,667,754	2,596,799	2,627,090	2,619,980
	SUBTOTAL SALARIES & BENEFITS	48,767,706	47,465,543	51,338,030	55,213,660
62000	Utilities	4,079	4,549	5,000	5,000
62120	Training, Transportation, Meetings	107,992	78,923	92,100	92,100
62140	Membership, Subscription & Dues	3,708	2,000	650	650
62200	Advertising	0	0	6,000	6,000
62300	Contract Services-Professional	760,101	750,135	862,140	859,400
62322	Maintenance & Repair Machinery	0	15,369	0	0
62500	Rent Payments	0	32,490	36,120	36,120
62600	Parking Validation	6,153	7,224	10,000	10,000
	SUBTOTAL CONTRACTUALS	882,032	890,689	1,012,010	1,009,270
63001	Miscellaneous Operating Expenses	100,591	92,007	74,700	74,620
63200	Operating Materials & Supplies	149	0	0	0
63300	Gas & Diesel	756,964	879,927	756,630	756,630
	SUBTOTAL COMMODITIES	857,705	971,934	831,330	831,250
65010	Rental City Equipment	1,170,668	1,354,910	2,047,780	2,209,660
65011	Equipment Replacement Charges	817,462	184,071	400,010	619,390
65012	Accident Repair & Replacement	154,120	160,615	196,170	430,160
65020	City Yard Rental	15,600	15,600	18,810	20,650
65040	IT Maintenance Charge	207,280	209,650	216,880	237,480
65100	Insurance Charges	2,110,985	2,047,985	1,987,190	2,160,110
65105	Benefits Overhead	81,130	336,232	345,820	318,060
65210	Delivery Charges	7,500	0	0	0
	SUBTOTAL FIXED CHARGES	4,564,745	4,309,063	5,212,660	5,995,510
66400	Machinery & Equipment	24,767	0	0	0
66511	Computer Software Subscriptions	0	270	300	380
	SUBTOTAL CAPITAL	24,767	270	300	380
	TOTAL	55,096,954	53,637,499	58,394,330	63,050,070

GENERAL FUND

POLICE DEPARTMENT		ACCOUNTING UNIT			
INFORMATION SERVICES		01114425			
Account Code	LINE ITEM RESOURCES	ACTUAL FY 21-22	ACTUAL FY 22-23	ADOPTED FY 23-24	PROPOSED FY 24-25
61000	Salaries Regular	798,365	776,897	836,290	893,830
61010	Salaries Cash Out/Separation	3,369	0	0	0
61020	Salaries Part-Time	0	6,976	8,560	0
61040	Salaries Overtime	7,885	12,109	10,000	10,000
61100	Retirement-Employer Normal Cost	46,857	41,021	57,730	62,540
61110	Part-Time Retirement	0	262	320	0
61120	Medicare Insurance	11,499	11,069	11,340	12,560
61130	Health Insurance	123,564	124,364	153,240	164,280
61170	Retiree Health Benefits	6,963	7,093	7,310	14,310
61180	Worker Compensation Insurance	62,980	63,606	65,170	64,200
	SUBTOTAL SALARIES & BENEFITS	1,061,482	1,043,396	1,149,960	1,221,720
62120	Training, Transportation, Meetings	0	198	2,000	2,000
62140	Membership, Subscription & Dues	0	69,251	0	0
62300	Contract Services-Professional	337,182	295,994	408,430	440,930
	SUBTOTAL CONTRACTUALS	337,182	365,443	410,430	442,930
63001	Miscellaneous Operating Expenses	5,296	405,168	6,950	6,950
63300	Gas & Diesel	71	134	150	150
	SUBTOTAL COMMODITIES	5,367	405,302	7,100	7,100
65010	Rental City Equipment	3,632	5,988	9,870	10,650
65012	Accident Repair & Replacement	608	912	1,410	3,090
65040	IT Maintenance Charge	40,300	39,040	39,820	41,560
65050	IT Department Specific	20,000	20,000	20,000	20,600
65100	Insurance Charges	48,280	48,640	47,570	52,930
65105	Benefits Overhead	2,280	8,231	8,280	7,790
65210	Delivery Charges	180	0	0	0
	SUBTOTAL FIXED CHARGES	115,280	122,811	126,950	136,620
66511	Computer Software Subscriptions	0	7,675	80,180	47,680
	SUBTOTAL CAPITAL	0	7,675	80,180	47,680
	TOTAL	1,519,311	1,944,627	1,774,620	1,856,050

GENERAL FUND

POLICE DEPARTMENT		ACCOUNTING UNIT			
CRIMINAL INVESTIGATIONS-SERVICE ENHANCEMENT		01114435			
Account Code	LINE ITEM RESOURCES	ACTUAL FY 21-22	ACTUAL FY 22-23	ADOPTED FY 23-24	PROPOSED FY 24-25
61000	Salaries Regular	5,225,713	5,603,490	5,580,090	6,407,550
61020	Salaries Part-Time	113,939	135,820	219,980	231,810
61040	Salaries Overtime	255,333	316,976	70,320	70,320
61100	Retirement-Employer Normal Cost	588,163	628,412	714,250	849,490
61110	Part-Time Retirement	1,836	2,953	6,630	7,030
61120	Medicare Insurance	83,972	91,779	78,770	91,750
61130	Health Insurance	636,448	699,816	740,160	760,980
61170	Retiree Health Benefits	149,887	109,919	8,260	120,330
61180	Worker Compensation Insurance	367,280	477,026	435,870	470,050
	SUBTOTAL SALARIES & BENEFITS	7,422,570	8,066,191	7,854,330	9,009,310
62120	Training, Transportation, Meetings	54,135	27,147	22,300	5,000
62122	Travel For Investigation	1,757	699	9,000	1,000
62140	Membership, Subscription & Dues	0	7,846	500	500
62300	Contract Services-Professional	254,992	108,502	48,400	164,500
62600	Parking Validation	6,831	5,764	0	0
	SUBTOTAL CONTRACTUALS	317,715	149,957	80,200	171,000
63001	Miscellaneous Operating Expenses	14,535	14,096	20,000	17,000
63300	Gas & Diesel	29,933	26,493	17,390	25,000
	SUBTOTAL COMMODITIES	44,468	40,589	37,390	42,000
65010	Rental City Equipment	78,757	87,492	48,810	52,670
65011	Equipment Replacement Charges	13,865	3,540	7,720	7,720
65012	Accident Repair & Replacement	12,692	12,312	0	0
65040	IT Maintenance Charge	166,970	167,320	199,100	219,670
65100	Insurance Charges	281,590	364,784	318,130	387,550
65105	Benefits Overhead	9,780	61,733	55,360	57,060
65210	Delivery Charges	1,040	0	0	0
	SUBTOTAL FIXED CHARGES	564,694	697,181	629,120	724,670
66511	Computer Software Subscriptions	0	203	300	860
	SUBTOTAL CAPITAL	0	203	300	860
	TOTAL	8,349,447	8,954,121	8,601,340	9,947,840

GENERAL FUND

POLICE DEPARTMENT		ACCOUNTING UNIT			
CRIMES AGAINST PERSONS		01114440			
Account Code	LINE ITEM RESOURCES	ACTUAL FY 21-22	ACTUAL FY 22-23	ADOPTED FY 23-24	PROPOSED FY 24-25
61000	Salaries Regular	3,417,516	3,128,100	3,014,700	4,984,610
61020	Salaries Part-Time	95,457	84,971	74,360	89,580
61040	Salaries Overtime	637,161	533,930	133,830	355,450
61100	Retirement-Employer Normal Cost	341,282	287,566	342,350	665,940
61110	Part-Time Retirement	3,580	3,187	2,790	3,360
61120	Medicare Insurance	54,001	55,161	40,510	67,160
61130	Health Insurance	305,369	298,215	356,280	538,080
61170	Retiree Health Benefits	101,289	60,033	18,850	96,020
61180	Worker Compensation Insurance	218,630	260,223	286,760	535,720
	SUBTOTAL SALARIES & BENEFITS	5,174,285	4,711,385	4,270,430	7,335,920
62120	Training, Transportation, Meetings	10,789	10,459	2,970	8,670
62122	Travel For Investigation	1,395	0	5,000	5,000
62140	Membership, Subscription & Dues	0	0	0	330
62300	Contract Services-Professional	104,904	95,415	92,500	101,870
	SUBTOTAL CONTRACTUALS	117,088	105,874	100,470	115,870
63001	Miscellaneous Operating Expenses	40,241	7,507	17,000	168,880
63300	Gas & Diesel	81,653	67,486	65,580	90,580
	SUBTOTAL COMMODITIES	121,895	74,993	82,580	259,460
65010	Rental City Equipment	177,288	14,844	9,700	264,020
65011	Equipment Replacement Charges	130,868	1,770	23,980	76,430
65012	Accident Repair & Replacement	24,040	2,736	140	4,320
65040	IT Maintenance Charge	247,580	72,510	102,390	231,540
65100	Insurance Charges	411,320	198,994	209,300	441,690
65105	Benefits Overhead	14,770	33,676	36,420	65,040
65210	Delivery Charges	1,250	0	0	0
	SUBTOTAL FIXED CHARGES	1,007,116	324,529	381,930	1,083,040
66400	Machinery & Equipment	24,734	0	0	0
66511	Computer Software Subscriptions	0	0	80	6,400
	SUBTOTAL CAPITAL	24,734	0	80	6,400
	TOTAL	6,445,118	5,216,781	4,835,490	8,800,690

GENERAL FUND

POLICE DEPARTMENT		ACCOUNTING UNIT			
SPECIAL INVESTIGATIONS		01114445			
Account Code	LINE ITEM RESOURCES	ACTUAL FY 21-22	ACTUAL FY 22-23	ADOPTED FY 23-24	PROPOSED FY 24-25
61000	Salaries Regular	1,268,212	1,390,924	1,417,980	2,864,610
61020	Salaries Part-Time	0	0	17,860	17,860
61040	Salaries Overtime	142,267	197,623	29,080	29,080
61100	Retirement-Employer Normal Cost	148,952	178,923	200,040	460,370
61110	Part-Time Retirement	0	0	670	670
61120	Medicare Insurance	21,956	25,767	19,520	40,460
61130	Health Insurance	150,659	170,397	190,320	329,640
61170	Retiree Health Benefits	40,200	25,040	0	57,760
61180	Worker Compensation Insurance	77,450	115,529	103,530	113,920
	SUBTOTAL SALARIES & BENEFITS	1,849,697	2,104,203	1,979,000	3,914,370
62000	Utilities	0	4,560	6,840	6,840
62120	Training, Transportation, Meetings	676	10,789	3,000	3,000
62122	Travel For Investigation	0	0	2,000	2,000
62140	Membership, Subscription & Dues	200	595	0	200
62300	Contract Services-Professional	37,178	67,723	71,620	71,620
	SUBTOTAL CONTRACTUALS	38,054	83,666	83,460	83,660
63001	Miscellaneous Operating Expenses	8,943	2,671	12,600	8,480
63300	Gas & Diesel	9,841	17,864	14,680	14,680
	SUBTOTAL COMMODITIES	18,784	20,535	27,280	23,160
65040	IT Maintenance Charge	34,550	33,460	51,200	53,430
65100	Insurance Charges	59,380	88,346	75,560	93,920
65105	Benefits Overhead	2,020	14,951	13,150	13,830
65210	Delivery Charges	490	0	0	0
	SUBTOTAL FIXED CHARGES	96,440	136,757	139,910	161,180
66511	Computer Software Subscriptions	0	341	0	3,920
	SUBTOTAL CAPITAL	0	341	0	3,920
	TOTAL	2,002,975	2,345,502	2,229,650	4,186,290

GENERAL FUND

POLICE DEPARTMENT		ACCOUNTING UNIT			
EVIDENCE		01114448			
Account Code	LINE ITEM RESOURCES	ACTUAL FY 21-22	ACTUAL FY 22-23	ADOPTED FY 23-24	PROPOSED FY 24-25
61000	Salaries Regular	542,393	553,673	565,040	620,610
61020	Salaries Part-Time	31,589	30,475	47,670	50,850
61040	Salaries Overtime	7,843	5,266	13,180	13,180
61100	Retirement-Employer Normal Cost	33,824	32,866	41,620	43,760
61110	Part-Time Retirement	1,185	624	710	710
61120	Medicare Insurance	8,439	8,500	8,440	9,300
61130	Health Insurance	113,664	113,664	103,740	113,760
61170	Retiree Health Benefits	19,972	10,062	0	11,230
61180	Worker Compensation Insurance	41,560	48,713	46,860	47,840
	SUBTOTAL SALARIES & BENEFITS	800,469	803,843	827,260	911,240
62120	Training, Transportation, Meetings	150	765	600	600
62140	Membership, Subscription & Dues	465	640	790	790
62251	Other Agency Services	0	0	700	700
62300	Contract Services-Professional	15,665	16,709	20,970	20,970
	SUBTOTAL CONTRACTUALS	16,280	18,114	23,060	23,060
63001	Miscellaneous Operating Expenses	10,938	12,532	13,360	13,360
	SUBTOTAL COMMODITIES	10,938	12,532	13,360	13,360
65010	Rental City Equipment	3,384	5,580	4,430	4,780
65012	Accident Repair & Replacement	152	228	0	0
65040	IT Maintenance Charge	34,550	33,460	34,130	35,620
65100	Insurance Charges	31,860	37,251	34,200	39,450
65105	Benefits Overhead	1,990	6,304	5,950	5,810
65210	Delivery Charges	140	0	0	0
	SUBTOTAL FIXED CHARGES	72,076	82,823	78,710	85,660
66511	Computer Software Subscriptions	0	68	230	230
	SUBTOTAL CAPITAL	0	68	230	230
	TOTAL	899,763	917,379	942,620	1,033,550

GENERAL FUND

POLICE DEPARTMENT		ACCOUNTING UNIT			
CENTRAL DISTRIBUTION CTR (CDC)		01114450			
Account Code	LINE ITEM RESOURCES	ACTUAL FY 21-22	ACTUAL FY 22-23	ADOPTED FY 23-24	PROPOSED FY 24-25
61000	Salaries Regular	357,195	355,794	339,530	376,500
61020	Salaries Part-Time	29,467	14,100	40,920	49,480
61040	Salaries Overtime	16,503	12,880	10,000	10,000
61100	Retirement-Employer Normal Cost	19,858	17,680	30,340	31,840
61110	Part-Time Retirement	1,105	454	1,530	1,860
61120	Medicare Insurance	5,841	5,726	6,570	7,310
61130	Health Insurance	75,776	75,776	96,720	94,800
61170	Retiree Health Benefits	12,886	6,525	0	8,660
61180	Worker Compensation Insurance	40,670	30,325	31,570	30,300
	SUBTOTAL SALARIES & BENEFITS	559,299	519,259	557,180	610,750
62120	Training, Transportation, Meetings	0	465	1,000	1,000
62300	Contract Services-Professional	35,527	44,591	33,460	39,540
	SUBTOTAL CONTRACTUALS	35,527	45,056	34,460	40,540
63001	Miscellaneous Operating Expenses	566,030	552,436	591,530	585,450
63300	Gas & Diesel	1,802	7,115	0	0
	SUBTOTAL COMMODITIES	567,832	559,551	591,530	585,450
65010	Rental City Equipment	37,936	42,372	25,530	27,550
65012	Accident Repair & Replacement	2,688	3,012	0	0
65040	IT Maintenance Charge	34,550	27,890	28,440	29,690
65100	Insurance Charges	31,180	23,190	23,040	24,980
65105	Benefits Overhead	1,960	3,924	4,010	3,680
65210	Delivery Charges	80	0	0	0
	SUBTOTAL FIXED CHARGES	108,394	100,388	81,020	85,900
66400	Machinery & Equipment	0	270,650	0	0
66511	Computer Software Subscriptions	0	0	150	150
	SUBTOTAL CAPITAL	0	270,650	150	150
	TOTAL	1,271,052	1,494,904	1,264,340	1,322,790

GENERAL FUND

POLICE DEPARTMENT		ACCOUNTING UNIT			
FORENSIC SERVICES		01114455			
Account Code	LINE ITEM RESOURCES	ACTUAL FY 21-22	ACTUAL FY 22-23	ADOPTED FY 23-24	PROPOSED FY 24-25
61000	Salaries Regular	1,349,990	1,416,386	1,623,050	1,876,780
61020	Salaries Part-Time	35,793	44,137	97,640	103,930
61040	Salaries Overtime	46,393	55,080	50,000	50,000
61100	Retirement-Employer Normal Cost	77,379	81,207	123,400	158,050
61110	Part-Time Retirement	1,342	1,580	3,660	2,820
61120	Medicare Insurance	17,068	19,204	23,280	27,100
61130	Health Insurance	203,906	224,959	259,740	308,100
61170	Retiree Health Benefits	41,431	24,458	0	34,200
61180	Worker Compensation Insurance	131,110	121,013	113,120	119,620
	SUBTOTAL SALARIES & BENEFITS	1,904,411	1,988,024	2,293,890	2,680,600
62120	Training, Transportation, Meetings	12,879	20,182	15,000	15,000
62140	Membership, Subscription & Dues	595	690	800	800
62300	Contract Services-Professional	82,182	27,125	25,000	25,000
	SUBTOTAL CONTRACTUALS	95,656	47,997	40,800	40,800
63001	Miscellaneous Operating Expenses	21,288	19,864	28,300	28,260
63300	Gas & Diesel	17,874	21,248	20,000	20,000
	SUBTOTAL COMMODITIES	39,162	41,112	48,300	48,260
65010	Rental City Equipment	44,040	48,468	49,490	53,400
65011	Equipment Replacement Charges	48,120	12,030	26,220	26,240
65012	Accident Repair & Replacement	6,384	6,384	0	0
65040	IT Maintenance Charge	86,360	72,510	73,950	83,120
65100	Insurance Charges	100,520	92,539	82,560	98,620
65105	Benefits Overhead	4,990	15,660	14,370	14,520
65210	Delivery Charges	340	0	0	0
	SUBTOTAL FIXED CHARGES	290,754	247,592	246,590	275,900
66511	Computer Software Subscriptions	0	2,261	3,080	3,120
	SUBTOTAL CAPITAL	0	2,261	3,080	3,120
	TOTAL	2,329,984	2,326,984	2,632,660	3,048,680

GENERAL FUND

POLICE DEPARTMENT		ACCOUNTING UNIT			
RECORDS SERVICES		01114460			
Account Code	LINE ITEM RESOURCES	ACTUAL FY 21-22	ACTUAL FY 22-23	ADOPTED FY 23-24	PROPOSED FY 24-25
61000	Salaries Regular	1,025,538	958,871	1,145,150	1,205,850
61010	Salaries Cash Out/Separation	4,761	579	0	0
61020	Salaries Part-Time	102,566	57,301	161,680	165,850
61040	Salaries Overtime	41,593	42,749	10,000	10,000
61100	Retirement-Employer Normal Cost	64,406	55,837	100,580	107,930
61110	Part-Time Retirement	1,705	170	4,400	4,450
61120	Medicare Insurance	16,513	14,938	19,910	21,190
61130	Health Insurance	135,838	131,452	263,880	349,320
61170	Retiree Health Benefits	6,376	942	5,260	16,860
61180	Worker Compensation Insurance	87,750	84,022	92,090	83,230
	SUBTOTAL SALARIES & BENEFITS	1,487,045	1,346,861	1,802,950	1,964,680
62120	Training, Transportation, Meetings	3,298	1,404	5,800	5,800
62140	Membership, Subscription & Dues	125	112	900	900
62300	Contract Services-Professional	100,144	76,176	82,070	82,070
62600	Parking Validation	1	0	0	0
	SUBTOTAL CONTRACTUALS	103,568	77,692	88,770	88,770
63001	Miscellaneous Operating Expenses	11,908	11,367	14,100	13,760
	SUBTOTAL COMMODITIES	11,908	11,367	14,100	13,760
65040	IT Maintenance Charge	97,880	83,660	96,700	100,930
65100	Insurance Charges	67,280	64,252	67,210	68,620
65105	Benefits Overhead	4,250	10,873	11,700	10,100
65210	Delivery Charges	280	0	0	0
	SUBTOTAL FIXED CHARGES	169,690	158,786	175,610	179,650
66511	Computer Software Subscriptions	0	68	230	570
	SUBTOTAL CAPITAL	0	68	230	570
	TOTAL	1,772,211	1,594,773	2,081,660	2,247,430

GENERAL FUND

POLICE DEPARTMENT		ACCOUNTING UNIT			
COMMUNICATIONS-SERVICE ENHANCEMENT		01114465			
Account Code	LINE ITEM RESOURCES	ACTUAL FY 21-22	ACTUAL FY 22-23	ADOPTED FY 23-24	PROPOSED FY 24-25
61000	Salaries Regular	3,512,235	3,398,568	3,880,630	4,403,320
61020	Salaries Part-Time	23,118	73,572	74,040	76,260
61040	Salaries Overtime	373,975	460,712	214,080	214,080
61100	Retirement-Employer Normal Cost	211,587	202,914	294,080	338,750
61110	Part-Time Retirement	413	719	870	900
61120	Medicare Insurance	55,959	55,317	55,110	62,990
61130	Health Insurance	635,461	634,419	758,880	757,980
61170	Retiree Health Benefits	129,468	61,603	5,290	84,860
61180	Worker Compensation Insurance	313,550	293,419	288,590	284,370
	SUBTOTAL SALARIES & BENEFITS	5,255,766	5,181,243	5,571,570	6,223,510
62120	Training, Transportation, Meetings	19,345	17,960	26,620	26,620
62140	Membership, Subscription & Dues	1,275	851	1,280	1,260
62300	Contract Services-Professional	201,549	322,995	354,760	441,570
62600	Parking Validation	0	20	0	0
	SUBTOTAL CONTRACTUALS	222,169	341,827	382,660	469,450
63001	Miscellaneous Operating Expenses	4,643	2,686	3,530	4,180
	SUBTOTAL COMMODITIES	4,643	2,686	3,530	4,180
65040	IT Maintenance Charge	230,310	211,940	216,160	225,610
65100	Insurance Charges	240,400	224,379	210,640	234,460
65105	Benefits Overhead	13,190	37,972	36,660	34,520
65210	Delivery Charges	720	0	0	0
	SUBTOTAL FIXED CHARGES	484,620	474,291	463,460	494,590
66511	Computer Software Subscriptions	0	0	4,000	34,140
	SUBTOTAL CAPITAL	0	0	4,000	34,140
67100	Principal-Debt Services	184,639	190,430	196,400	202,560
67110	Interest-Debt Services	21,862	16,072	10,100	3,940
67200	Principal-Leases	471,212	486,002	486,770	982,850
67210	Interest-Leases	73,355	58,565	0	0
	SUBTOTAL DEBT SERVICE	751,069	751,069	693,270	1,189,350
	TOTAL	6,718,267	6,751,116	7,118,490	8,415,220

GENERAL FUND

POLICE DEPARTMENT		ACCOUNTING UNIT			
VICE/NARCOTICS-SERVICE ENHANCEMENT		01114470			
Account Code	LINE ITEM RESOURCES	ACTUAL FY 21-22	ACTUAL FY 22-23	ADOPTED FY 23-24	PROPOSED FY 24-25
61000	Salaries Regular	172,229	166,013	162,840	169,990
61040	Salaries Overtime	163,134	229,684	244,850	244,850
61100	Retirement-Employer Normal Cost	15,299	16,266	18,230	18,880
61120	Medicare Insurance	2,603	2,535	2,170	2,400
61130	Health Insurance	25,259	21,397	21,840	18,960
61170	Retiree Health Benefits	8,206	2,399	0	3,030
61180	Worker Compensation Insurance	9,860	13,733	14,060	13,600
	SUBTOTAL SALARIES & BENEFITS	396,588	452,027	463,990	471,710
62120	Training, Transportation, Meetings	6,621	(1,446)	5,000	5,000
62140	Membership, Subscription & Dues	595	0	600	600
62300	Contract Services-Professional	0	0	100,000	0
	SUBTOTAL CONTRACTUALS	7,216	(1,446)	105,600	5,600
63001	Miscellaneous Operating Expenses	5,329	310	2,500	2,500
	SUBTOTAL COMMODITIES	5,329	310	2,500	2,500
65010	Rental City Equipment	0	4,440	1,720	1,860
65011	Equipment Replacement Charges	0	622	0	2,040
65012	Accident Repair & Replacement	0	96	0	0
65040	IT Maintenance Charge	5,760	5,580	5,690	5,940
65100	Insurance Charges	7,560	10,502	10,260	11,210
65105	Benefits Overhead	330	1,777	1,790	1,650
	SUBTOTAL FIXED CHARGES	13,650	23,017	19,460	22,700
66400	Machinery & Equipment	575	0	0	0
	SUBTOTAL CAPITAL	575	0	0	0
	TOTAL	423,358	473,908	591,550	502,510

GENERAL FUND

POLICE DEPARTMENT		ACCOUNTING UNIT			
INVESTIGATIONS SUPPORT SERVICE-SERVICE ENHANCEMENT		01114471			
Account Code	LINE ITEM RESOURCES	ACTUAL FY 21-22	ACTUAL FY 22-23	ADOPTED FY 23-24	PROPOSED FY 24-25
61000	Salaries Regular	985,944	703,727	501,660	560,430
61010	Salaries Cash Out/Separation	0	2,218	0	0
61020	Salaries Part-Time	42,614	54,736	55,150	58,850
61040	Salaries Overtime	41,212	22,584	15,450	15,450
61100	Retirement-Employer Normal Cost	87,079	59,806	58,200	62,970
61110	Part-Time Retirement	1,366	1,093	820	850
61120	Medicare Insurance	15,108	11,495	7,740	8,670
61130	Health Insurance	130,216	107,092	96,480	107,040
61170	Retiree Health Benefits	33,360	8,829	0	7,810
61180	Worker Compensation Insurance	98,870	61,339	83,960	62,120
	SUBTOTAL SALARIES & BENEFITS	1,435,770	1,032,919	819,460	884,190
62120	Training, Transportation, Meetings	5,067	604	3,000	3,000
62140	Membership, Subscription & Dues	0	0	200	0
62300	Contract Services-Professional	6,655	329	2,500	2,700
	SUBTOTAL CONTRACTUALS	11,722	932	5,700	5,700
63001	Miscellaneous Operating Expenses	1,286	5,592	1,800	1,700
	SUBTOTAL COMMODITIES	1,286	5,592	1,800	1,700
65040	IT Maintenance Charge	74,850	55,770	51,200	35,620
65100	Insurance Charges	75,800	46,906	61,280	51,220
65105	Benefits Overhead	3,840	7,938	10,670	7,540
	SUBTOTAL FIXED CHARGES	154,490	110,615	123,150	94,380
66511	Computer Software Subscriptions	0	0	0	100
	SUBTOTAL CAPITAL	0	0	0	100
	TOTAL	1,603,267	1,150,058	950,110	986,070

GENERAL FUND

POLICE DEPARTMENT		ACCOUNTING UNIT			
JAIL OPERATIONS		01114475			
Account Code	LINE ITEM RESOURCES	ACTUAL FY 21-22	ACTUAL FY 22-23	ADOPTED FY 23-24	PROPOSED FY 24-25
61000	Salaries Regular	8,318,515	8,017,639	9,344,400	10,147,510
61010	Salaries Cash Out/Separation	15,406	19,925	0	0
61020	Salaries Part-Time	143,122	209,505	303,420	319,430
61040	Salaries Overtime	928,309	1,058,786	575,530	575,530
61100	Retirement-Employer Normal Cost	503,702	466,100	728,270	828,170
61110	Part-Time Retirement	4,373	6,877	10,350	10,970
61120	Medicare Insurance	135,476	132,624	134,380	146,920
61130	Health Insurance	1,536,250	1,491,999	1,882,200	1,832,040
61170	Retiree Health Benefits	294,579	141,205	12,410	187,110
61180	Worker Compensation Insurance	767,590	690,597	690,710	673,810
	SUBTOTAL SALARIES & BENEFITS	12,647,323	12,235,258	13,681,670	14,721,490
62000	Utilities	0	6,328	6,230	6,730
62010	Communications	375	0	1,530	0
62120	Training, Transportation, Meetings	6,287	640	10,010	10,010
62140	Membership, Subscription & Dues	0	13,447	480	480
62200	Advertising	0	1,580	5,000	1,000
62300	Contract Services-Professional	4,512,913	4,850,902	5,760,310	5,780,850
	SUBTOTAL CONTRACTUALS	4,519,575	4,872,897	5,783,560	5,799,070
63001	Miscellaneous Operating Expenses	343,572	338,570	329,500	314,000
63300	Gas & Diesel	13,731	18,631	15,000	15,000
	SUBTOTAL COMMODITIES	357,303	357,201	344,500	329,000
65010	Rental City Equipment	24,360	26,808	23,780	25,660
65011	Equipment Replacement Charges	24,299	6,372	13,890	13,900
65012	Accident Repair & Replacement	3,648	3,648	3,240	7,100
65040	IT Maintenance Charge	558,490	546,580	557,470	575,890
65100	Insurance Charges	588,500	528,104	504,140	555,540
65105	Benefits Overhead	31,120	89,371	87,740	81,800
65210	Delivery Charges	2,150	0	0	0
	SUBTOTAL FIXED CHARGES	1,232,567	1,200,883	1,190,260	1,259,890
66511	Computer Software Subscriptions	0	388	600	590
	SUBTOTAL CAPITAL	0	388	600	590
	TOTAL	18,756,769	18,666,627	21,000,590	22,110,040

GENERAL FUND

POLICE DEPARTMENT		ACCOUNTING UNIT			
REGIONAL NARCOTIC SUPPRESSION		01114480			
Account Code	LINE ITEM RESOURCES	ACTUAL FY 21-22	ACTUAL FY 22-23	ADOPTED FY 23-24	PROPOSED FY 24-25
61000	Salaries Regular	0	160,004	160,380	178,610
61040	Salaries Overtime	31,095	68,639	9,400	9,400
61100	Retirement-Employer Normal Cost	0	16,123	18,970	19,600
61120	Medicare Insurance	0	3,265	2,260	2,490
61130	Health Insurance	0	18,944	21,840	18,960
61170	Retiree Health Benefits	0	2,871	0	3,150
61180	Worker Compensation Insurance	26,850	13,600	0	13,100
	SUBTOTAL SALARIES & BENEFITS	57,945	283,446	212,850	245,310
62300	Contract Services-Professional	0	0	3,500	3,500
	SUBTOTAL CONTRACTUALS	0	0	3,500	3,500
63001	Miscellaneous Operating Expenses	17,902	0	5,000	5,000
	SUBTOTAL COMMODITIES	17,902	0	5,000	5,000
65040	IT Maintenance Charge	5,760	5,580	0	5,940
65100	Insurance Charges	20,590	10,400	0	10,800
65105	Benefits Overhead	300	1,760	0	1,590
65210	Delivery Charges	230	0	0	0
	SUBTOTAL FIXED CHARGES	26,880	17,740	0	18,330
	TOTAL	102,726	301,186	221,350	272,140

GENERAL FUND

POLICE DEPARTMENT		ACCOUNTING UNIT			
HOMELAND SECURITY & EMERGENCY MANAGEMENT		01114485			
Account Code	LINE ITEM RESOURCES	ACTUAL FY 21-22	ACTUAL FY 22-23	ADOPTED FY 23-24	PROPOSED FY 24-25
61000	Salaries Regular	181,753	152,312	150,580	164,020
61020	Salaries Part-Time	2,423	4,944	0	16,360
61040	Salaries Overtime	1,692	1,018	2,000	2,000
61100	Retirement-Employer Normal Cost	9,984	5,095	6,460	6,520
61110	Part-Time Retirement	91	185	0	610
61120	Medicare Insurance	2,713	2,292	2,060	2,480
61130	Health Insurance	28,676	19,733	15,600	18,960
61170	Retiree Health Benefits	5,268	2,634	0	2,860
61180	Worker Compensation Insurance	9,900	13,026	15,040	12,880
	SUBTOTAL SALARIES & BENEFITS	242,501	201,241	191,740	226,690
62120	Training, Transportation, Meetings	3,332	199	1,800	1,800
62140	Membership, Subscription & Dues	0	0	300	300
62300	Contract Services-Professional	12,819	9,273	7,420	7,420
62322	Maintenance & Repair Machinery	0	0	1,000	1,000
62600	Parking Validation	0	60	0	0
	SUBTOTAL CONTRACTUALS	16,150	9,532	10,520	10,520
63001	Miscellaneous Operating Expenses	187	8,647	100	100
63300	Gas & Diesel	2,100	7,160	400	400
	SUBTOTAL COMMODITIES	2,287	15,807	500	500
65010	Rental City Equipment	32,640	35,904	21,090	22,760
65012	Accident Repair & Replacement	3,648	3,936	1,430	3,140
65040	IT Maintenance Charge	5,760	5,580	5,690	5,940
65100	Insurance Charges	7,590	9,961	10,970	10,620
65105	Benefits Overhead	330	1,686	1,910	1,560
65210	Delivery Charges	50	0	0	0
	SUBTOTAL FIXED CHARGES	50,018	57,067	41,090	44,020
66511	Computer Software Subscriptions	0	158	0	0
	SUBTOTAL CAPITAL	0	158	0	0
68000	Transfer to Fund 404 (Police Bldg/Ross Annex Debt)	5,170	5,150	5,130	5,140
	SUBTOTAL TRANSFERS	5,170	5,150	5,130	5,140
	TOTAL	316,126	288,954	248,980	286,870

GENERAL FUND

POLICE DEPARTMENT		ACCOUNTING UNIT			
TOBACCO RETAIL LICENSE PRG		01114490			
Account Code	LINE ITEM RESOURCES	ACTUAL FY 21-22	ACTUAL FY 22-23	ADOPTED FY 23-24	PROPOSED FY 24-25
61000	Salaries Regular	16,091	511	94,380	109,310
61040	Salaries Overtime	53,126	40,173	55,000	55,000
61100	Retirement-Employer Normal Cost	636	113	11,520	13,030
61120	Medicare Insurance	236	12	1,330	1,550
61130	Health Insurance	3,947	79	15,600	18,960
61170	Retiree Health Benefits	0	0	0	2,130
61180	Worker Compensation Insurance	7,510	43	1,320	40
	SUBTOTAL SALARIES & BENEFITS	81,546	40,931	179,150	200,020
62120	Training, Transportation, Meetings	0	0	1,000	1,000
62300	Contract Services-Professional	230	0	0	0
	SUBTOTAL CONTRACTUALS	230	0	1,000	1,000
63001	Miscellaneous Operating Expenses	0	0	500	400
	SUBTOTAL COMMODITIES	0	0	500	400
65040	IT Maintenance Charge	5,760	5,580	5,690	5,940
65100	Insurance Charges	5,760	33	960	30
65105	Benefits Overhead	330	6	170	10
65210	Delivery Charges	30	0	0	0
	SUBTOTAL FIXED CHARGES	11,880	5,619	6,820	5,980
66511	Computer Software Subscriptions	0	0	0	100
	SUBTOTAL CAPITAL	0	0	0	100
	TOTAL	93,656	46,550	187,470	207,500

**CANNABIS PUBLIC BENEFIT
DEPARTMENT RESOURCE SUMMARY**

POLICE DEPARTMENT

ACTIVITIES		ACTUAL FY 21-22	ACTUAL FY 22-23	ADOPTED FY 23-24	PROPOSED FY 24-25
EXPENDITURES					
01214010	POLICE ENFORCEMENT SERVICES	1,608,510	3,086,116	3,520,900	3,341,030
	TOTAL EXPENDITURES	1,608,510	3,086,116	3,520,900	3,341,030
OPERATING EXPENSES		ACTUAL FY 21-22	ACTUAL FY 22-23	ADOPTED FY 23-24	PROPOSED FY 24-25
61000	SALARIES & BENEFITS	1,457,524	1,506,200	1,993,710	1,713,770
62000	CONTRACTUALS	92,742	275,245	317,280	399,690
63000	COMMODITIES	55,749	176,343	74,200	74,200
65000	FIXED CHARGES	2,495	105,973	106,560	117,770
66000	CAPITAL	0	1,022,356	1,029,150	1,035,600
	TOTAL	1,608,510	3,086,116	3,520,900	3,341,030

CANNABIS PUBLIC BENEFIT

POLICE DEPARTMENT		ACCOUNTING UNIT			
POLICE ENFORCEMENT SERVICES		01214010			
Account Code	LINE ITEM RESOURCES	ACTUAL FY 21-22	ACTUAL FY 22-23	ADOPTED FY 23-24	PROPOSED FY 24-25
61000	Salaries Regular	954,096	983,714	1,067,090	1,133,240
61040	Salaries Overtime	153,012	169,698	552,620	163,760
61100	Retirement-Employer Normal Cost	118,865	125,226	163,060	167,510
61120	Medicare Insurance	18,314	18,882	14,500	15,610
61130	Health Insurance	110,390	112,497	118,560	132,720
61170	Retiree Health Benefits	29,108	15,083	0	20,360
61180	Worker Compensation Insurance	73,740	81,100	77,880	80,570
	SUBTOTAL SALARIES & BENEFITS	1,457,524	1,506,200	1,993,710	1,713,770
62000	Utilities	437	14,411	13,260	15,000
62120	Training, Transportation, Meetings	8,165	51,911	60,000	60,000
62140	Membership, Subscription & Dues	0	5,621	6,620	1,290
62300	Contract Services-Professional	84,079	73,232	105,000	105,000
62322	Maintenance & Repair Machinery	60	0	0	0
62500	Rent Payments	0	130,070	132,400	218,400
	SUBTOTAL CONTRACTUALS	92,742	275,245	317,280	399,690
63001	Miscellaneous Operating Expenses	43,669	176,343	59,200	59,200
63300	Gas & Diesel	12,081	0	15,000	15,000
	SUBTOTAL COMMODITIES	55,749	176,343	74,200	74,200
65040	IT Maintenance Charge	0	33,460	39,820	41,560
65100	Insurance Charges	295	62,017	56,850	66,430
65105	Benefits Overhead	2,040	10,495	9,890	9,780
65210	Delivery Charges	160	0	0	0
	SUBTOTAL FIXED CHARGES	2,495	105,973	106,560	117,770
66511	Computer Software Subscriptions	0	1,022,356	1,029,150	1,035,600
	SUBTOTAL CAPITAL	0	1,022,356	1,029,150	1,035,600
	TOTAL	1,608,510	3,086,116	3,520,900	3,341,030

**OTS-TRAFFIC OFFENDER PROGRAM
DEPARTMENT RESOURCE SUMMARY**

POLICE DEPARTMENT

ACTIVITIES		ACTUAL FY 21-22	ACTUAL FY 22-23	ADOPTED FY 23-24	PROPOSED FY 24-25
REVENUES					
57490	Traffic Offender-Program Income	16,062	12,900	14,000	13,000
58000	Earning On Investments	282	274	200	280
	TOTAL REVENUES	16,344	13,174	14,200	13,280
EXPENDITURES					
02014405	SAPD TRAFFIC OFFENDER PGM	21,524	19,340	14,200	35,000
	TOTAL EXPENDITURES	21,524	19,340	14,200	35,000
OPERATING EXPENSES		ACTUAL FY 21-22	ACTUAL FY 22-23	ADOPTED FY 23-24	PROPOSED FY 24-25
61000	SALARIES & BENEFITS	403	0	0	0
62000	CONTRACTUALS	19,068	14,806	6,250	13,000
63000	COMMODITIES	2,053	4,534	7,950	20,000
66000	CAPITAL	0	0	0	2,000
	TOTAL	21,524	19,340	14,200	35,000

OTS-TRAFFIC OFFENDER PROGRAM

POLICE DEPARTMENT		ACCOUNTING UNIT			
MISCELLENOUS REVENUE		02014002			
Account Code	LINE ITEM RESOURCES	ACTUAL FY 21-22	ACTUAL FY 22-23	ADOPTED FY 23-24	PROPOSED FY 24-25
57490	Traffic Offender-Program Income	16,062	12,900	14,000	13,000
58000	Earning On Investments	282	274	200	280
	SUBTOTAL REVENUES	16,344	13,174	14,200	13,280
	TOTAL	16,344	13,174	14,200	13,280

OTS-TRAFFIC OFFENDER PROGRAM

POLICE DEPARTMENT		ACCOUNTING UNIT			
SAPD TRAFFIC OFFENDER PGM		02014405			
Account Code	LINE ITEM RESOURCES	ACTUAL FY 21-22	ACTUAL FY 22-23	ADOPTED FY 23-24	PROPOSED FY 24-25
61040	Salaries Overtime	403	0	0	0
	SUBTOTAL SALARIES & BENEFITS	403	0	0	0
62140	Membership, Subscription & Dues	0	0	1,250	0
62300	Contract Services-Professional	19,068	14,806	5,000	13,000
	SUBTOTAL CONTRACTUALS	19,068	14,806	6,250	13,000
63001	Miscellaneous Operating Expenses	2,053	4,534	7,950	20,000
	SUBTOTAL COMMODITIES	2,053	4,534	7,950	20,000
66511	Computer Software Subscriptions	0	0	0	2,000
	SUBTOTAL CAPITAL	0	0	0	2,000
	TOTAL	21,524	19,340	14,200	35,000

**INMATE WELFARE FUND
DEPARTMENT RESOURCE SUMMARY**

POLICE DEPARTMENT

ACTIVITIES	ACTUAL FY 21-22	ACTUAL FY 22-23	ADOPTED FY 23-24	PROPOSED FY 24-25
REVENUES				
57403 Inmate Recovery	527,725	513,854	400,000	525,000
58000 Earning On Investments	12,954	19,473	10,000	20,000
TOTAL REVENUES	540,679	533,328	410,000	545,000
EXPENDITURES				
02314475 INMATE WELFARE FUND	260,591	187,692	1,284,700	1,456,500
TOTAL EXPENDITURES	260,591	187,692	1,284,700	1,456,500
OPERATING EXPENSES	ACTUAL FY 21-22	ACTUAL FY 22-23	ADOPTED FY 23-24	PROPOSED FY 24-25
62000 CONTRACTUALS	117,122	123,911	173,700	191,500
63000 COMMODITIES	143,468	63,782	111,000	265,000
66000 CAPITAL	0	0	1,000,000	1,000,000
TOTAL	260,591	187,692	1,284,700	1,456,500

INMATE WELFARE FUND

POLICE DEPARTMENT
INMATE WELFARE FUND

ACCOUNTING UNIT
02314002

Account Code	LINE ITEM RESOURCES	ACTUAL FY 21-22	ACTUAL FY 22-23	ADOPTED FY 23-24	PROPOSED FY 24-25
57403	Inmate Recovery	527,725	513,854	400,000	525,000
58000	Earning On Investments	12,954	19,473	10,000	20,000
	SUBTOTAL REVENUES	540,679	533,328	410,000	545,000
	TOTAL	540,679	533,328	410,000	545,000

INMATE WELFARE FUND

POLICE DEPARTMENT		ACCOUNTING UNIT			
INMATE WELFARE FUND		02314475			
Account Code	LINE ITEM RESOURCES	ACTUAL FY 21-22	ACTUAL FY 22-23	ADOPTED FY 23-24	PROPOSED FY 24-25
62000	Utilities	0	1,190	2,200	2,500
62140	Membership, Subscription & Dues	0	2,562	500	3,000
62300	Contract Services-Professional	108,786	105,057	161,000	166,000
62600	Parking Validation	8,336	15,102	10,000	20,000
	SUBTOTAL CONTRACTUALS	117,122	123,911	173,700	191,500
63001	Miscellaneous Operating Expenses	143,468	63,782	111,000	265,000
	SUBTOTAL COMMODITIES	143,468	63,782	111,000	265,000
66220	Improvements Other Than Building	0	0	1,000,000	1,000,000
	SUBTOTAL CAPITAL	0	0	1,000,000	1,000,000
	TOTAL	260,591	187,692	1,284,700	1,456,500

**POLICE ACTIVITIES & PROGRAMS
DEPARTMENT RESOURCE SUMMARY**

POLICE DEPARTMENT

ACTIVITIES		ACTUAL FY 21-22	ACTUAL FY 22-23	ADOPTED FY 23-24	PROPOSED FY 24-25
REVENUES					
50504	STC Reimbursement	0	41,590	55,620	55,620
53309	Concession-Vending Machines	0	625	1,500	1,500
57010	Miscellaneous Recoveries	10,000	0	0	0
57081	Gifts & Donations	7,625	43,068	8,000	10,000
57400	Police OT Reimbursement	517,525	597,238	700,000	700,000
	TOTAL REVENUES	535,150	682,521	765,120	767,120
EXPENDITURES					
02414400	POLICE SPECIAL REV - GENERAL	654,503	680,678	700,000	700,000
02414401	PD SPECIAL REV - STC PROGRAM	0	0	55,620	55,620
02414404	Explorer Program	0	7,123	20,000	22,000
02414405	PD ATHLETIC ACTIVITIES LEAGUE	0	0	20,000	0
02414410	POLICE SPECIAL REVENUE	596	721	6,500	5,000
	TOTAL EXPENDITURES	655,099	688,522	802,120	782,620
OPERATING EXPENSES		ACTUAL FY 21-22	ACTUAL FY 22-23	ADOPTED FY 23-24	PROPOSED FY 24-25
61000	SALARIES & BENEFITS	586,935	679,192	725,000	725,000
62000	CONTRACTUALS	6,634	1,986	49,120	39,620
63000	COMMODITIES	0	7,344	28,000	18,000
65000	FIXED CHARGES	61,529	0	0	0
	TOTAL	655,099	688,522	802,120	782,620

POLICE ACTIVITIES & PROGRAMS

POLICE DEPARTMENT		ACCOUNTING UNIT			
PD SPECIAL REV - STC PROGRAM		02414401			
Account Code	LINE ITEM RESOURCES	ACTUAL FY 21-22	ACTUAL FY 22-23	ADOPTED FY 23-24	PROPOSED FY 24-25
61040	Salaries Overtime	0	0	25,000	25,000
	SUBTOTAL SALARIES & BENEFITS	0	0	25,000	25,000
62120	Training, Transportation, Meetings	0	0	24,670	24,320
62140	Membership, Subscription & Dues	0	0	5,950	6,300
	SUBTOTAL CONTRACTUALS	0	0	30,620	30,620
	TOTAL	0	0	55,620	55,620

POLICE ACTIVITIES & PROGRAMS

POLICE DEPARTMENT		ACCOUNTING UNIT			
Explorer Program		02414404			
Account Code	LINE ITEM RESOURCES	ACTUAL FY 21-22	ACTUAL FY 22-23	ADOPTED FY 23-24	PROPOSED FY 24-25
62120	Training, Transportation, Meetings	0	500	2,000	4,000
	SUBTOTAL CONTRACTUALS	0	500	2,000	4,000
63001	Miscellaneous Operating Expenses	0	6,623	18,000	18,000
	SUBTOTAL COMMODITIES	0	6,623	18,000	18,000
	TOTAL	0	7,123	20,000	22,000

POLICE ACTIVITIES & PROGRAMS

POLICE DEPARTMENT		ACCOUNTING UNIT			
PD ATHLETIC ACTIVITIES LEAGUE		02414405			
Account Code	LINE ITEM RESOURCES	ACTUAL FY 21-22	ACTUAL FY 22-23	ADOPTED FY 23-24	PROPOSED FY 24-25
62300	Contract Services-Professional	0	0	10,000	0
	SUBTOTAL CONTRACTUALS	0	0	10,000	0
63001	Miscellaneous Operating Expenses	0	0	10,000	0
	SUBTOTAL COMMODITIES	0	0	10,000	0
	TOTAL	0	0	20,000	0

POLICE ACTIVITIES & PROGRAMS

POLICE DEPARTMENT		ACCOUNTING UNIT			
POLICE SPECIAL REV - GENERAL		02414002			
Account Code	LINE ITEM RESOURCES	ACTUAL FY 21-22	ACTUAL FY 22-23	ADOPTED FY 23-24	PROPOSED FY 24-25
50504	STC Reimbursement	0	41,590	55,620	55,620
53309	Concession-Vending Machines	0	625	1,500	1,500
57010	Miscellaneous Recoveries	10,000	0	0	0
57081	Gifts & Donations	7,625	43,068	8,000	10,000
57400	Police OT Reimbursement	517,525	597,238	700,000	700,000
	SUBTOTAL REVENUES	535,150	682,521	765,120	767,120
	TOTAL	535,150	682,521	765,120	767,120

POLICE ACTIVITIES & PROGRAMS

POLICE DEPARTMENT		ACCOUNTING UNIT			
POLICE SPECIAL REV - GENERAL		02414400			
Account Code	LINE ITEM RESOURCES	ACTUAL FY 21-22	ACTUAL FY 22-23	ADOPTED FY 23-24	PROPOSED FY 24-25
61040	Salaries Overtime	586,339	679,192	700,000	700,000
	SUBTOTAL SALARIES & BENEFITS	586,339	679,192	700,000	700,000
62120	Training, Transportation, Meetings	6,634	0	0	0
62300	Contract Services-Professional	0	1,486	0	0
	SUBTOTAL CONTRACTUALS	6,634	1,486	0	0
65400	Indirect Costs	61,529	0	0	0
	SUBTOTAL FIXED CHARGES	61,529	0	0	0
	TOTAL	654,503	680,678	700,000	700,000

POLICE ACTIVITIES & PROGRAMS

POLICE DEPARTMENT		ACCOUNTING UNIT			
POLICE SPECIAL REVENUE		02414410			
Account Code	LINE ITEM RESOURCES	ACTUAL FY 21-22	ACTUAL FY 22-23	ADOPTED FY 23-24	PROPOSED FY 24-25
61040	Salaries Overtime	596	0	0	0
	SUBTOTAL SALARIES & BENEFITS	596	0	0	0
62300	Contract Services-Professional	0	0	6,500	5,000
	SUBTOTAL CONTRACTUALS	0	0	6,500	5,000
63001	Miscellaneous Operating Expenses	0	721	0	0
	SUBTOTAL COMMODITIES	0	721	0	0
	TOTAL	596	721	6,500	5,000

**CRIMINAL ACTIVITIES FUND
DEPARTMENT RESOURCE SUMMARY**

POLICE DEPARTMENT

ACTIVITIES	ACTUAL FY 21-22	ACTUAL FY 22-23	ADOPTED FY 23-24	PROPOSED FY 24-25
REVENUES				
57407 Evidence Recovery/State	7,630	53,680	0	0
57408 Evidence Recovery/State 15%	1,159	9,473	0	0
58000 Earning On Investments	560	831	0	0
TOTAL REVENUES	9,348	63,984	0	0
EXPENDITURES				
02614445 CRIMINAL ACTIVITIES FUND	0	45,235	0	0
TOTAL EXPENDITURES	0	45,235	0	0
OPERATING EXPENSES	ACTUAL FY 21-22	ACTUAL FY 22-23	ADOPTED FY 23-24	PROPOSED FY 24-25
63000 COMMODITIES	0	45,235	0	0
TOTAL	0	45,235	0	0

CRIMINAL ACTIVITIES FUND

POLICE DEPARTMENT

ACCOUNTING UNIT

CRIMINAL ACTIVITIES-STATE

02614002

Account Code	LINE ITEM RESOURCES	ACTUAL FY 21-22	ACTUAL FY 22-23	ADOPTED FY 23-24	PROPOSED FY 24-25
57407	Evidence Recovery/State	7,630	53,680	0	0
57408	Evidence Recovery/State 15%	1,159	9,473	0	0
58000	Earning On Investments	560	831	0	0
	SUBTOTAL REVENUES	9,348	63,984	0	0
	TOTAL	9,348	63,984	0	0

CRIMINAL ACTIVITIES FUND

POLICE DEPARTMENT

ACCOUNTING UNIT

CRIMINAL ACTIVITIES FUND

02614445

Account Code	LINE ITEM RESOURCES	ACTUAL FY 21-22	ACTUAL FY 22-23	ADOPTED FY 23-24	PROPOSED FY 24-25
63001	Miscellaneous Operating Expenses	0	45,235	0	0
	SUBTOTAL COMMODITIES	0	45,235	0	0
	TOTAL	0	45,235	0	0

**CITY SERVICES
DEPARTMENT RESOURCE SUMMARY**

POLICE DEPARTMENT

ACTIVITIES	ACTUAL FY 21-22	ACTUAL FY 22-23	ADOPTED FY 23-24	PROPOSED FY 24-25
REVENUES				
53425 PD - Reward Program	0	0	174,590	174,590
57010 Miscellaneous Recoveries	0	0	50,000	50,000
57483 PD - Bequest of Mary Muth-COSA Homeless Prgm	0	0	26,920	26,920
59302 Other Financing Sources-Leases	495,484	0	0	0
TOTAL REVENUES	495,484	0	251,510	251,510
EXPENDITURES				
05314021 POLICE SERVICES	668,140	1,000	251,510	251,510
TOTAL EXPENDITURES	668,140	1,000	251,510	251,510
OPERATING EXPENSES	ACTUAL FY 21-22	ACTUAL FY 22-23	ADOPTED FY 23-24	PROPOSED FY 24-25
62000 CONTRACTUALS	(1,336)	1,000	201,510	201,510
63000 COMMODITIES	4,996	0	0	0
66000 CAPITAL	538,079	0	0	0
67000 DEBT SERVICE	126,400	0	0	0
69000 MISCELLANEOUS	0	0	50,000	50,000
TOTAL	668,140	1,000	251,510	251,510

CITY SERVICES

POLICE DEPARTMENT		ACCOUNTING UNIT			
POLICE REVENUE		05314002			
Account Code	LINE ITEM RESOURCES	ACTUAL FY 21-22	ACTUAL FY 22-23	ADOPTED FY 23-24	PROPOSED FY 24-25
53425	PD - Reward Program	0	0	174,590	174,590
57010	Miscellaneous Recoveries	0	0	50,000	50,000
57483	PD - Bequest of Mary Muth-COSA Homeless Prgm	0	0	26,920	26,920
59302	Other Financing Sources-Leases	495,484	0	0	0
	SUBTOTAL REVENUES	495,484	0	251,510	251,510
	TOTAL	495,484	0	251,510	251,510

CITY SERVICES

POLICE DEPARTMENT		ACCOUNTING UNIT			
POLICE SERVICES		05314021			
Account Code	LINE ITEM RESOURCES	ACTUAL FY 21-22	ACTUAL FY 22-23	ADOPTED FY 23-24	PROPOSED FY 24-25
62000	Utilities	5,397	0	0	0
62300	Contract Services-Professional	116,412	0	0	0
62314	Contract Services-Police Rewar	2,000	1,000	174,590	174,590
62317	Contract Services-Bequest of M	1,256	0	26,920	26,920
62502	Contra Rent Payment GASB 87	(126,400)	0	0	0
	SUBTOTAL CONTRACTUALS	(1,336)	1,000	201,510	201,510
63001	Miscellaneous Operating Expenses	4,996	0	0	0
	SUBTOTAL COMMODITIES	4,996	0	0	0
66400	Machinery & Equipment	42,595	0	0	0
66800	Capital Outlay- Leases	495,484	0	0	0
	SUBTOTAL CAPITAL	538,079	0	0	0
67200	Principal-Leases	124,585	0	0	0
67210	Interest-Leases	1,815	0	0	0
	SUBTOTAL DEBT SERVICE	126,400	0	0	0
69011	Reserve Appropriation	0	0	50,000	50,000
	SUBTOTAL MISCELLANEOUS	0	0	50,000	50,000
	TOTAL	668,140	1,000	251,510	251,510

**CIVIC CENTER MAINTENANCE
DEPARTMENT RESOURCE SUMMARY**

POLICE DEPARTMENT

ACTIVITIES		ACTUAL FY 21-22	ACTUAL FY 22-23	ADOPTED FY 23-24	PROPOSED FY 24-25
EXPENDITURES					
07414400	CIVIC CENTER - SECURITY	1,585,553	1,483,251	1,680,900	0
	TOTAL EXPENDITURES	1,585,553	1,483,251	1,680,900	0
OPERATING EXPENSES		ACTUAL FY 21-22	ACTUAL FY 22-23	ADOPTED FY 23-24	PROPOSED FY 24-25
61000	SALARIES & BENEFITS	1,463,454	1,359,596	1,680,900	0
65000	FIXED CHARGES	122,099	123,655	0	0
	TOTAL	1,585,553	1,483,251	1,680,900	0

CIVIC CENTER MAINTENANCE

POLICE DEPARTMENT		ACCOUNTING UNIT			
CIVIC CENTER - SECURITY		07414400			
Account Code	LINE ITEM RESOURCES	ACTUAL FY 21-22	ACTUAL FY 22-23	ADOPTED FY 23-24	PROPOSED FY 24-25
61000	Salaries Regular	975,477	893,408	1,141,670	0
61040	Salaries Overtime	48,562	89,802	92,660	0
61100	Retirement-Employer Normal Cost	178,278	145,738	203,970	0
61120	Medicare Insurance	16,470	16,253	15,550	0
61130	Health Insurance	129,717	121,125	147,420	0
61170	Retiree Health Benefits	42,650	18,304	0	0
61180	Worker Compensation Insurance	72,300	74,965	79,630	0
	SUBTOTAL SALARIES & BENEFITS	1,463,454	1,359,596	1,680,900	0
65105	Benefits Overhead	2,360	9,701	0	0
65400	Indirect Costs	119,739	113,954	0	0
	SUBTOTAL FIXED CHARGES	122,099	123,655	0	0
	TOTAL	1,585,553	1,483,251	1,680,900	0

**Opioid Remediation
DEPARTMENT RESOURCE SUMMARY**

POLICE DEPARTMENT

ACTIVITIES		ACTUAL FY 21-22	ACTUAL FY 22-23	ADOPTED FY 23-24	PROPOSED FY 24-25
REVENUES					
57492	Opioid Settlements-Abatement	0	0	0	570,000
57493	Opioid Settlements-Subdivision	0	0	0	161,700
57494	Opioid Settlements-Bankruptcy Abatement	0	0	0	50,000
57996	Settlements	0	0	600,000	0
58000	Earning On Investments	0	0	1,000	8,000
	TOTAL REVENUES	0	0	601,000	789,700
EXPENDITURES					
11114400	Opioid Remediation	0	0	601,000	1,456,450
	TOTAL EXPENDITURES	0	0	601,000	1,456,450
OPERATING EXPENSES		ACTUAL FY 21-22	ACTUAL FY 22-23	ADOPTED FY 23-24	PROPOSED FY 24-25
62000	CONTRACTUALS	0	0	0	789,700
69000	MISCELLANEOUS	0	0	601,000	666,750
	TOTAL	0	0	601,000	1,456,450

Opioid Remediation

POLICE DEPARTMENT		ACCOUNTING UNIT			
OPIOID REMEDIATION REVENUE		11114002			
Account Code	LINE ITEM RESOURCES	ACTUAL FY 21-22	ACTUAL FY 22-23	ADOPTED FY 23-24	PROPOSED FY 24-25
57492	Opioid Settlements-Abatement	0	0	0	570,000
57493	Opioid Settlements-Subdivision	0	0	0	161,700
57494	Opioid Settlements-Bankruptcy Abatement	0	0	0	50,000
57996	Settlements	0	0	600,000	0
58000	Earning On Investments	0	0	1,000	8,000
	SUBTOTAL REVENUES	0	0	601,000	789,700
	TOTAL	0	0	601,000	789,700

Opioid Remediation

POLICE DEPARTMENT		ACCOUNTING UNIT			
Opioid Remediation		11114400			
Account Code	LINE ITEM RESOURCES	ACTUAL FY 21-22	ACTUAL FY 22-23	ADOPTED FY 23-24	PROPOSED FY 24-25
62300	Contract Services-Professional	0	0	0	789,700
	SUBTOTAL CONTRACTUALS	0	0	0	789,700
69011	Reserve Appropriation	0	0	601,000	666,750
	SUBTOTAL MISCELLANEOUS	0	0	601,000	666,750
	TOTAL	0	0	601,000	1,456,450

**OES UASI
DEPARTMENT RESOURCE SUMMARY**

POLICE DEPARTMENT

ACTIVITIES	ACTUAL FY 21-22	ACTUAL FY 22-23	ADOPTED FY 23-24	PROPOSED FY 24-25
REVENUES				
52001 Federal Grant-Indirect	1,343,843	4,305,975	444,680	521,000
TOTAL REVENUES	1,343,843	4,305,975	444,680	521,000
EXPENDITURES				
12514407 UASI CAL OES SANTA ANA	896,163	3,535,507	460,540	521,020
12514491 UASI CAL OES ANAHEIM	788,778	709,367	0	0
TOTAL EXPENDITURES	1,684,940	4,244,875	460,540	521,020
OPERATING EXPENSES	ACTUAL FY 21-22	ACTUAL FY 22-23	ADOPTED FY 23-24	PROPOSED FY 24-25
61000 SALARIES & BENEFITS	510,507	495,054	460,540	499,040
62000 CONTRACTUALS	907,892	1,139,112	0	0
63000 COMMODITIES	66,781	15,639	0	0
65000 FIXED CHARGES	5,570	34,748	0	21,980
66000 CAPITAL	0	238	0	0
69000 MISCELLANEOUS	194,190	2,560,084	0	0
TOTAL	1,684,940	4,244,875	460,540	521,020

OES UASI

POLICE DEPARTMENT		ACCOUNTING UNIT			
UASI		12514002			
Account Code	LINE ITEM RESOURCES	ACTUAL FY 21-22	ACTUAL FY 22-23	ADOPTED FY 23-24	PROPOSED FY 24-25
52001	Federal Grant-Indirect	1,343,843	4,305,975	444,680	521,000
	SUBTOTAL REVENUES	1,343,843	4,305,975	444,680	521,000
	TOTAL	1,343,843	4,305,975	444,680	521,000

OES UASI

POLICE DEPARTMENT		ACCOUNTING UNIT			
UASI CAL OES SANTA ANA		12514407			
Account Code	LINE ITEM RESOURCES	ACTUAL FY 21-22	ACTUAL FY 22-23	ADOPTED FY 23-24	PROPOSED FY 24-25
61000	Salaries Regular	194,277	152,779	341,670	367,740
61040	Salaries Overtime	101,638	43,188	0	0
61100	Retirement-Employer Normal Cost	29,640	27,688	54,700	58,140
61120	Medicare Insurance	3,352	3,095	4,630	5,200
61130	Health Insurance	22,680	19,316	43,680	37,920
61170	Retiree Health Benefits	9,427	2,586	0	6,810
61180	Worker Compensation Insurance	(4,040)	13,118	15,860	23,230
	SUBTOTAL SALARIES & BENEFITS	356,975	261,769	460,540	499,040
62120	Training, Transportation, Meetings	2,593	42	0	0
62300	Contract Services-Professional	313,152	674,677	0	0
62600	Parking Validation	211	398	0	0
	SUBTOTAL CONTRACTUALS	315,956	675,117	0	0
63001	Miscellaneous Operating Expenses	23,472	31,616	0	0
	SUBTOTAL COMMODITIES	23,472	31,616	0	0
65100	Insurance Charges	4,870	5,161	0	19,160
65105	Benefits Overhead	700	1,523	0	2,820
	SUBTOTAL FIXED CHARGES	5,570	6,684	0	21,980
66511	Computer Software Subscriptions	0	238	0	0
	SUBTOTAL CAPITAL	0	238	0	0
69140	Payments to Districts	194,190	2,560,084	0	0
	SUBTOTAL MISCELLANEOUS	194,190	2,560,084	0	0
	TOTAL	896,163	3,535,507	460,540	521,020

OES UASI

POLICE DEPARTMENT		ACCOUNTING UNIT			
UASI CAL OES ANAHEIM		12514491			
Account Code	LINE ITEM RESOURCES	ACTUAL FY 21-22	ACTUAL FY 22-23	ADOPTED FY 23-24	PROPOSED FY 24-25
61000	Salaries Regular	91,723	130,920	0	0
61040	Salaries Overtime	36,062	52,716	0	0
61100	Retirement-Employer Normal Cost	15,703	17,782	0	0
61120	Medicare Insurance	1,600	2,194	0	0
61130	Health Insurance	11,168	14,952	0	0
61170	Retiree Health Benefits	0	3,129	0	0
61180	Worker Compensation Insurance	(2,724)	11,593	0	0
	SUBTOTAL SALARIES & BENEFITS	153,532	233,285	0	0
62120	Training, Transportation, Meetings	0	217	0	0
62300	Contract Services-Professional	591,936	463,779	0	0
	SUBTOTAL CONTRACTUALS	591,936	463,995	0	0
63001	Miscellaneous Operating Expenses	43,309	(15,977)	0	0
	SUBTOTAL COMMODITIES	43,309	(15,977)	0	0
65100	Insurance Charges	0	8,865	0	0
65105	Benefits Overhead	0	1,500	0	0
65400	Indirect Costs	0	17,699	0	0
	SUBTOTAL FIXED CHARGES	0	28,064	0	0
	TOTAL	788,778	709,367	0	0

**D.O.J. GRANT FUND
DEPARTMENT RESOURCE SUMMARY**

POLICE DEPARTMENT

ACTIVITIES	ACTUAL FY 21-22	ACTUAL FY 22-23	ADOPTED FY 23-24	PROPOSED FY 24-25
REVENUES				
52000 Federal Grant-Direct	731,634	447,592	0	0
52001 Federal Grant-Indirect	126,991	0	0	95,000
58000 Earning On Investments	(77)	568	0	0
TOTAL REVENUES	858,548	448,160	0	95,000
EXPENDITURES				
12714406 OVW-Impr Criminal Justice Resp	78,240	3,878	0	95,000
12714409 COPS GRANT HIRING PROGRAM	731,634	418,994	0	0
12714410 BODY WORN CAMERA GRANT	28,598	0	0	0
TOTAL EXPENDITURES	838,472	422,872	0	95,000
OPERATING EXPENSES	ACTUAL FY 21-22	ACTUAL FY 22-23	ADOPTED FY 23-24	PROPOSED FY 24-25
61000 SALARIES & BENEFITS	809,874	422,872	0	92,200
62000 CONTRACTUALS	28,598	0	0	2,800
TOTAL	838,472	422,872	0	95,000

D.O.J. GRANT FUND

POLICE DEPARTMENT		ACCOUNTING UNIT			
DOJ Grants		12714002			
Account Code	LINE ITEM RESOURCES	ACTUAL FY 21-22	ACTUAL FY 22-23	ADOPTED FY 23-24	PROPOSED FY 24-25
52000	Federal Grant-Direct	731,634	447,592	0	0
52001	Federal Grant-Indirect	126,991	0	0	95,000
58000	Earning On Investments	(77)	568	0	0
	SUBTOTAL REVENUES	858,548	448,160	0	95,000
	TOTAL	858,548	448,160	0	95,000

D.O.J. GRANT FUND

POLICE DEPARTMENT		ACCOUNTING UNIT			
OVW-Impr Criminal Justice Resp		12714406			
Account Code	LINE ITEM RESOURCES	ACTUAL FY 21-22	ACTUAL FY 22-23	ADOPTED FY 23-24	PROPOSED FY 24-25
61040	Salaries Overtime	78,240	3,878	0	92,200
	SUBTOTAL SALARIES & BENEFITS	78,240	3,878	0	92,200
62120	Training, Transportation, Meetings	0	0	0	2,800
	SUBTOTAL CONTRACTUALS	0	0	0	2,800
	TOTAL	78,240	3,878	0	95,000

D.O.J. GRANT FUND

POLICE DEPARTMENT		ACCOUNTING UNIT			
COPS GRANT HIRING PROGRAM		12714409			
Account Code	LINE ITEM RESOURCES	ACTUAL FY 21-22	ACTUAL FY 22-23	ADOPTED FY 23-24	PROPOSED FY 24-25
61000	Salaries Regular	516,587	291,524	0	0
61100	Retirement-Employer Normal Cost	100,280	67,430	0	0
61120	Medicare Insurance	7,447	4,224	0	0
61130	Health Insurance	107,321	55,816	0	0
	SUBTOTAL SALARIES & BENEFITS	731,634	418,994	0	0
	TOTAL	731,634	418,994	0	0

D.O.J. GRANT FUND

POLICE DEPARTMENT

ACCOUNTING UNIT

BODY WORN CAMERA GRANT

12714410

Account Code	LINE ITEM RESOURCES	ACTUAL FY 21-22	ACTUAL FY 22-23	ADOPTED FY 23-24	PROPOSED FY 24-25
62300	Contract Services-Professional	28,598	0	0	0
	SUBTOTAL CONTRACTUALS	28,598	0	0	0
	TOTAL	28,598	0	0	0

**LAW ENFORCEMENT GRANTS
DEPARTMENT RESOURCE SUMMARY**

POLICE DEPARTMENT

ACTIVITIES	ACTUAL FY 21-22	ACTUAL FY 22-23	ADOPTED FY 23-24	PROPOSED FY 24-25
REVENUES				
52001 Federal Grant-Indirect	360,488	86,871	0	0
52025 State Grants-Direct	0	32,010	0	85,000
52026 State Grants-Indirect SLESF	819,566	807,757	800,000	900,000
58000 Earning On Investments	8,437	18,280	8,000	20,000
TOTAL REVENUES	1,188,491	944,918	808,000	1,005,000
EXPENDITURES				
12814407 SUPPLEMENTAL LAW ENFORCEMENT SERVICES ACCOUNT (SLESA)	524,792	172,884	808,000	920,000
12814409 BYRNE JUSTICE ASSISTANCE (JAG)	82,600	88,085	0	0
12814413 BSCC Police Grants	0	0	0	85,000
12814414 EMPG Grant	48,338	48,596	0	0
12814416 HMGP	0	74,000	0	0
12814417 SEXUAL ASSAULT EVIDENCE GRANT	12,174	1,252	0	0
TOTAL EXPENDITURES	667,905	384,817	808,000	1,005,000
OPERATING EXPENSES	ACTUAL FY 21-22	ACTUAL FY 22-23	ADOPTED FY 23-24	PROPOSED FY 24-25
61000 SALARIES & BENEFITS	97,148	86,038	0	50,000
62000 CONTRACTUALS	481,854	80,333	0	275,000
63000 COMMODITIES	40,565	94,250	0	253,150
65000 FIXED CHARGES	0	222	0	6,850
66000 CAPITAL	48,338	123,974	0	420,000
69000 MISCELLANEOUS	0	0	808,000	0
TOTAL	667,905	384,817	808,000	1,005,000

LAW ENFORCEMENT GRANTS

POLICE DEPARTMENT		ACCOUNTING UNIT			
HMGP		12814416			
Account Code	LINE ITEM RESOURCES	ACTUAL FY 21-22	ACTUAL FY 22-23	ADOPTED FY 23-24	PROPOSED FY 24-25
62300	Contract Services-Professional	0	74,000	0	0
	SUBTOTAL CONTRACTUALS	0	74,000	0	0
	TOTAL	0	74,000	0	0

LAW ENFORCEMENT GRANTS

POLICE DEPARTMENT		ACCOUNTING UNIT			
SEXUAL ASSAULT EVIDENCE GRANT		12814417			
Account Code	LINE ITEM RESOURCES	ACTUAL FY 21-22	ACTUAL FY 22-23	ADOPTED FY 23-24	PROPOSED FY 24-25
61040	Salaries Overtime	12,174	1,122	0	0
	SUBTOTAL SALARIES & BENEFITS	12,174	1,122	0	0
65400	Indirect Costs	0	130	0	0
	SUBTOTAL FIXED CHARGES	0	130	0	0
	TOTAL	12,174	1,252	0	0

LAW ENFORCEMENT GRANTS

POLICE DEPARTMENT		ACCOUNTING UNIT			
LAW ENFORCEMENT GRANTS REVENUE		12814002			
Account Code	LINE ITEM RESOURCES	ACTUAL FY 21-22	ACTUAL FY 22-23	ADOPTED FY 23-24	PROPOSED FY 24-25
52001	Federal Grant-Indirect	360,488	86,871	0	0
52025	State Grants-Direct	0	32,010	0	85,000
52026	State Grants-Indirect SLESF	819,566	807,757	800,000	900,000
58000	Earning On Investments	8,437	18,280	8,000	20,000
	SUBTOTAL REVENUES	1,188,491	944,918	808,000	1,005,000
	TOTAL	1,188,491	944,918	808,000	1,005,000

LAW ENFORCEMENT GRANTS

POLICE DEPARTMENT		ACCOUNTING UNIT			
SUPPLEMENTAL LAW ENFORCEMENT SERVICES ACCOUNT (SLESA)		12814407			
Account Code	LINE ITEM RESOURCES	ACTUAL FY 21-22	ACTUAL FY 22-23	ADOPTED FY 23-24	PROPOSED FY 24-25
61040	Salaries Overtime	0	0	0	50,000
	SUBTOTAL SALARIES & BENEFITS	0	0	0	50,000
62120	Training, Transportation, Meetings	0	3,256	0	50,000
62300	Contract Services-Professional	476,040	0	0	150,000
	SUBTOTAL CONTRACTUALS	476,040	3,256	0	200,000
63001	Miscellaneous Operating Expenses	48,752	43,040	0	243,150
	SUBTOTAL COMMODITIES	48,752	43,040	0	243,150
65400	Indirect Costs	0	0	0	6,850
	SUBTOTAL FIXED CHARGES	0	0	0	6,850
66400	Machinery & Equipment	0	126,588	0	400,000
66511	Computer Software Subscriptions	0	0	0	20,000
	SUBTOTAL CAPITAL	0	126,588	0	420,000
69011	Reserve Appropriation	0	0	808,000	0
	SUBTOTAL MISCELLANEOUS	0	0	808,000	0
	TOTAL	524,792	172,884	808,000	920,000

LAW ENFORCEMENT GRANTS

POLICE DEPARTMENT		ACCOUNTING UNIT			
BYRNE JUSTICE ASSISTANCE (JAG)		12814409			
Account Code	LINE ITEM RESOURCES	ACTUAL FY 21-22	ACTUAL FY 22-23	ADOPTED FY 23-24	PROPOSED FY 24-25
61040	Salaries Overtime	84,974	84,916	0	0
	SUBTOTAL SALARIES & BENEFITS	84,974	84,916	0	0
62120	Training, Transportation, Meetings	5,814	3,077	0	0
	SUBTOTAL CONTRACTUALS	5,814	3,077	0	0
63001	Miscellaneous Operating Expenses	(8,188)	0	0	0
	SUBTOTAL COMMODITIES	(8,188)	0	0	0
65400	Indirect Costs	0	92	0	0
	SUBTOTAL FIXED CHARGES	0	92	0	0
	TOTAL	82,600	88,085	0	0

LAW ENFORCEMENT GRANTS

POLICE DEPARTMENT		ACCOUNTING UNIT			
BSCC Police Grants		12814413			
Account Code	LINE ITEM RESOURCES	ACTUAL FY 21-22	ACTUAL FY 22-23	ADOPTED FY 23-24	PROPOSED FY 24-25
62120	Training, Transportation, Meetings	0	0	0	20,000
62300	Contract Services-Professional	0	0	0	55,000
	SUBTOTAL CONTRACTUALS	0	0	0	75,000
63001	Miscellaneous Operating Expenses	0	0	0	10,000
	SUBTOTAL COMMODITIES	0	0	0	10,000
	TOTAL	0	0	0	85,000

LAW ENFORCEMENT GRANTS

POLICE DEPARTMENT		ACCOUNTING UNIT			
EMPG Grant		12814414			
Account Code	LINE ITEM RESOURCES	ACTUAL FY 21-22	ACTUAL FY 22-23	ADOPTED FY 23-24	PROPOSED FY 24-25
63001	Miscellaneous Operating Expenses	0	51,210	0	0
	SUBTOTAL COMMODITIES	0	51,210	0	0
66400	Machinery & Equipment	48,338	(2,614)	0	0
	SUBTOTAL CAPITAL	48,338	(2,614)	0	0
	TOTAL	48,338	48,596	0	0

**OFFICE OF TRAFFIC SAFETY GRANT
DEPARTMENT RESOURCE SUMMARY**

POLICE DEPARTMENT

ACTIVITIES		ACTUAL FY 21-22	ACTUAL FY 22-23	ADOPTED FY 23-24	PROPOSED FY 24-25
REVENUES					
52001	Federal Grant-Indirect	567,161	557,758	139,300	160,000
	TOTAL REVENUES	567,161	557,758	139,300	160,000
EXPENDITURES					
16514414	SELECTIVE TRAFFIC ENFORCEMENT	554,691	434,811	139,300	160,000
	TOTAL EXPENDITURES	554,691	434,811	139,300	160,000
OPERATING EXPENSES		ACTUAL FY 21-22	ACTUAL FY 22-23	ADOPTED FY 23-24	PROPOSED FY 24-25
61000	SALARIES & BENEFITS	532,353	424,736	139,300	160,000
62000	CONTRACTUALS	2,030	620	0	0
63000	COMMODITIES	20,307	9,455	0	0
	TOTAL	554,691	434,811	139,300	160,000

OFFICE OF TRAFFIC SAFETY GRANT

POLICE DEPARTMENT		ACCOUNTING UNIT			
OTS-TRAFFIC OFFENDER PRGRM GR		16514002			
Account Code	LINE ITEM RESOURCES	ACTUAL FY 21-22	ACTUAL FY 22-23	ADOPTED FY 23-24	PROPOSED FY 24-25
52001	Federal Grant-Indirect	567,161	557,758	139,300	160,000
	SUBTOTAL REVENUES	567,161	557,758	139,300	160,000
	TOTAL	567,161	557,758	139,300	160,000

OFFICE OF TRAFFIC SAFETY GRANT

POLICE DEPARTMENT		ACCOUNTING UNIT			
SELECTIVE TRAFFIC ENFORCEMENT		16514414			
Account Code	LINE ITEM RESOURCES	ACTUAL FY 21-22	ACTUAL FY 22-23	ADOPTED FY 23-24	PROPOSED FY 24-25
61040	Salaries Overtime	532,353	424,736	139,300	160,000
	SUBTOTAL SALARIES & BENEFITS	532,353	424,736	139,300	160,000
62120	Training, Transportation, Meetings	2,030	620	0	0
	SUBTOTAL CONTRACTUALS	2,030	620	0	0
63001	Miscellaneous Operating Expenses	20,307	9,455	0	0
	SUBTOTAL COMMODITIES	20,307	9,455	0	0
	TOTAL	554,691	434,811	139,300	160,000

**US DOJ ASSET FORFEITURE FUND
DEPARTMENT RESOURCE SUMMARY**

POLICE DEPARTMENT

ACTIVITIES		ACTUAL FY 21-22	ACTUAL FY 22-23	ADOPTED FY 23-24	PROPOSED FY 24-25
REVENUES					
57405	Evidence Recovery/DOJ	0	19,428	0	0
57410	Evidence Recovery/RNSP	4,903	687,612	0	0
58000	Earning On Investments	8,446	40,625	0	0
	TOTAL REVENUES	13,349	747,665	0	0
EXPENDITURES					
16614450	US DEPT OF JUSTICE AFF	430,124	145,282	500,000	600,000
	TOTAL EXPENDITURES	430,124	145,282	500,000	600,000
OPERATING EXPENSES		ACTUAL FY 21-22	ACTUAL FY 22-23	ADOPTED FY 23-24	PROPOSED FY 24-25
61000	SALARIES & BENEFITS	0	79,925	20,000	50,000
62000	CONTRACTUALS	259,578	48,360	467,360	528,150
63000	COMMODITIES	22,983	7,734	10,000	15,000
65000	FIXED CHARGES	0	9,263	2,640	6,850
66000	CAPITAL	147,563	0	0	0
	TOTAL	430,124	145,282	500,000	600,000

US DOJ ASSET FORFEITURE FUND

POLICE DEPARTMENT		ACCOUNTING UNIT			
US DOJ ASSET FORFEITURE FUND		16614002			
Account Code	LINE ITEM RESOURCES	ACTUAL FY 21-22	ACTUAL FY 22-23	ADOPTED FY 23-24	PROPOSED FY 24-25
57405	Evidence Recovery/DOJ	0	19,428	0	0
57410	Evidence Recovery/RNSP	4,903	687,612	0	0
58000	Earning On Investments	8,446	40,625	0	0
	SUBTOTAL REVENUES	13,349	747,665	0	0
	TOTAL	13,349	747,665	0	0

US DOJ ASSET FORFEITURE FUND

POLICE DEPARTMENT		ACCOUNTING UNIT			
US DEPT OF JUSTICE AFF		16614450			
Account Code	LINE ITEM RESOURCES	ACTUAL FY 21-22	ACTUAL FY 22-23	ADOPTED FY 23-24	PROPOSED FY 24-25
61040	Salaries Overtime	0	79,925	20,000	50,000
	SUBTOTAL SALARIES & BENEFITS	0	79,925	20,000	50,000
62120	Training, Transportation, Meetings	0	0	25,000	25,000
62300	Contract Services-Professional	259,578	48,360	442,360	503,150
	SUBTOTAL CONTRACTUALS	259,578	48,360	467,360	528,150
63001	Miscellaneous Operating Expenses	22,983	7,734	10,000	15,000
	SUBTOTAL COMMODITIES	22,983	7,734	10,000	15,000
65400	Indirect Costs	0	9,263	2,640	6,850
	SUBTOTAL FIXED CHARGES	0	9,263	2,640	6,850
66400	Machinery & Equipment	147,563	0	0	0
	SUBTOTAL CAPITAL	147,563	0	0	0
	TOTAL	430,124	145,282	500,000	600,000

**US TREASURY ASSET FORFEITURE
DEPARTMENT RESOURCE SUMMARY**

POLICE DEPARTMENT

ACTIVITIES		ACTUAL FY 21-22	ACTUAL FY 22-23	ADOPTED FY 23-24	PROPOSED FY 24-25
REVENUES					
57406	Evidence Recovery/US Treasury	0	21,995	0	0
57410	Evidence Recovery/RNSP	0	27,573	0	0
58000	Earning On Investments	1,051	18,470	0	0
	TOTAL REVENUES	1,051	68,037	0	0
EXPENDITURES					
16714455	US DEPT OF TREASURY AFF	0	0	155,000	100,000
	TOTAL EXPENDITURES	0	0	155,000	100,000
OPERATING EXPENSES		ACTUAL FY 21-22	ACTUAL FY 22-23	ADOPTED FY 23-24	PROPOSED FY 24-25
62000	CONTRACTUALS	0	0	155,000	100,000
	TOTAL	0	0	155,000	100,000

US TREASURY ASSET FORFEITURE

POLICE DEPARTMENT		ACCOUNTING UNIT			
US TREASURY ASSET FORFEITURE		16714002			
Account Code	LINE ITEM RESOURCES	ACTUAL FY 21-22	ACTUAL FY 22-23	ADOPTED FY 23-24	PROPOSED FY 24-25
57406	Evidence Recovery/US Treasury	0	21,995	0	0
57410	Evidence Recovery/RNSP	0	27,573	0	0
58000	Earning On Investments	1,051	18,470	0	0
	SUBTOTAL REVENUES	1,051	68,037	0	0
	TOTAL	1,051	68,037	0	0

US TREASURY ASSET FORFEITURE

POLICE DEPARTMENT

ACCOUNTING UNIT

US DEPT OF TREASURY AFF

16714455

Account Code	LINE ITEM RESOURCES	ACTUAL FY 21-22	ACTUAL FY 22-23	ADOPTED FY 23-24	PROPOSED FY 24-25
62300	Contract Services-Professional	0	0	155,000	100,000
	SUBTOTAL CONTRACTUALS	0	0	155,000	100,000
	TOTAL	0	0	155,000	100,000

**American Rescue Plan Act
DEPARTMENT RESOURCE SUMMARY**

POLICE DEPARTMENT

ACTIVITIES	ACTUAL FY 21-22	ACTUAL FY 22-23	ADOPTED FY 23-24	PROPOSED FY 24-25
EXPENDITURES				
18114013 ARPA-PD	79,798	563,789	102,520	135,280
TOTAL EXPENDITURES	79,798	563,789	102,520	135,280
OPERATING EXPENSES	ACTUAL FY 21-22	ACTUAL FY 22-23	ADOPTED FY 23-24	PROPOSED FY 24-25
61000 SALARIES & BENEFITS	0	86,425	102,520	131,570
62000 CONTRACTUALS	63,572	119,155	0	0
63000 COMMODITIES	16,227	309,546	0	0
65000 FIXED CHARGES	0	3,638	0	3,710
66000 CAPITAL	0	45,026	0	0
TOTAL	79,798	563,789	102,520	135,280

American Rescue Plan Act

POLICE DEPARTMENT		ACCOUNTING UNIT			
ARPA-PD		18114013			
Account Code	LINE ITEM RESOURCES	ACTUAL FY 21-22	ACTUAL FY 22-23	ADOPTED FY 23-24	PROPOSED FY 24-25
61000	Salaries Regular	0	47,863	71,160	81,270
61040	Salaries Overtime	0	4,014	0	0
61100	Retirement-Employer Normal Cost	0	5,411	8,680	9,660
61102	Retirement- Employer Unfunded- Miscellaneous	0	12,545	6,080	15,030
61120	Medicare Insurance	0	684	1,000	1,150
61130	Health Insurance	0	11,840	15,600	18,960
61170	Retiree Health Benefits	0	0	0	1,580
61180	Worker Compensation Insurance	0	4,068	0	3,920
	SUBTOTAL SALARIES & BENEFITS	0	86,425	102,520	131,570
62300	Contract Services-Professional	63,572	119,155	0	0
	SUBTOTAL CONTRACTUALS	63,572	119,155	0	0
63001	Miscellaneous Operating Expenses	16,227	309,546	0	0
	SUBTOTAL COMMODITIES	16,227	309,546	0	0
65100	Insurance Charges	0	3,111	0	3,230
65105	Benefits Overhead	0	527	0	480
	SUBTOTAL FIXED CHARGES	0	3,638	0	3,710
66400	Machinery & Equipment	0	45,026	0	0
	SUBTOTAL CAPITAL	0	45,026	0	0
	TOTAL	79,798	563,789	102,520	135,280

FIRE & EMERGENCY MEDICAL SERVICES



**GENERAL FUND
DEPARTMENT RESOURCE SUMMARY**

FIRE & EMERGENCY MEDICAL SERVICES

ACTIVITIES		ACTUAL FY 21-22	ACTUAL FY 22-23	ADOPTED FY 23-24	PROPOSED FY 24-25
EXPENDITURES					
01115017	FIRE - SERVICE ENHANCEMENT	8,453,649	9,159,578	14,187,400	14,681,740
01115330	FIRE SUPPRESSION/EMS	42,230,697	42,996,867	42,295,660	43,155,630
	TOTAL EXPENDITURES	50,684,346	52,156,445	56,483,060	57,837,370
OPERATING EXPENSES		ACTUAL FY 21-22	ACTUAL FY 22-23	ADOPTED FY 23-24	PROPOSED FY 24-25
62000	CONTRACTUALS	50,506,823	52,152,765	56,379,400	57,733,700
66000	CAPITAL	173,833	0	100,000	100,000
68000	TRANSFERS	3,690	3,680	3,660	3,670
	TOTAL	50,684,346	52,156,445	56,483,060	57,837,370

GENERAL FUND

FIRE & EMERGENCY MEDICAL SERVICES

ACCOUNTING UNIT

FIRE - SERVICE ENHANCEMENT

01115017

Account Code	LINE ITEM RESOURCES	ACTUAL FY 21-22	ACTUAL FY 22-23	ADOPTED FY 23-24	PROPOSED FY 24-25
62300	Contract Services-Professional	7,217,460	7,800,657	10,675,000	12,629,400
62339	Contract Services-Care Ambulance	1,236,189	1,358,920	3,512,400	2,052,340
	SUBTOTAL CONTRACTUALS	8,453,649	9,159,578	14,187,400	14,681,740
	TOTAL	8,453,649	9,159,578	14,187,400	14,681,740

GENERAL FUND

FIRE & EMERGENCY MEDICAL SERVICES		ACCOUNTING UNIT			
FIRE - ADMIN AND SUPPORT		01115002			
Account Code	LINE ITEM RESOURCES	ACTUAL FY 21-22	ACTUAL FY 22-23	ADOPTED FY 23-24	PROPOSED FY 24-25
53509	Paramedic Subscription Fee	155,386	141,882	175,000	150,000
53510	Paramedic Services Charge	6,041,851	7,807,685	6,600,000	11,600,000
	SUBTOTAL REVENUES	6,197,237	7,949,567	6,775,000	11,750,000
	TOTAL	6,197,237	7,949,567	6,775,000	11,750,000

GENERAL FUND

FIRE & EMERGENCY MEDICAL SERVICES		ACCOUNTING UNIT			
FIRE SUPPRESSION/EMS		01115330			
Account Code	LINE ITEM RESOURCES	ACTUAL FY 21-22	ACTUAL FY 22-23	ADOPTED FY 23-24	PROPOSED FY 24-25
62010	Communications	2,370	2,892	0	0
62251	Other Agency Services	13,675	13,835	14,500	14,560
62300	Contract Services-Professional	38,877,894	39,077,894	40,112,400	38,925,000
62338	Contract Services-Wittman Enterprise	245,053	343,487	350,000	600,000
62339	Contract Services-Care Ambulance	2,914,182	3,555,079	1,715,100	3,512,400
	SUBTOTAL CONTRACTUALS	42,053,174	42,993,187	42,192,000	43,051,960
66200	Buildings & Building Improvements	173,833	0	100,000	100,000
	SUBTOTAL CAPITAL	173,833	0	100,000	100,000
68000	Transfer to Fund 404 (Police Bldg/Ross Annex Debt)	3,690	3,680	3,660	3,670
	SUBTOTAL TRANSFERS	3,690	3,680	3,660	3,670
	TOTAL	42,230,697	42,996,867	42,295,660	43,155,630

**FIRE FACILITIES FUND
DEPARTMENT RESOURCE SUMMARY**

FIRE & EMERGENCY MEDICAL SERVICES

ACTIVITIES	ACTUAL FY 21-22	ACTUAL FY 22-23	ADOPTED FY 23-24	PROPOSED FY 24-25
REVENUES				
53700 Improvement Fee	1,570,965	1,561,427	612,960	684,970
58000 Earning On Investments	17,825	29,795	0	0
TOTAL REVENUES	1,588,791	1,591,222	612,960	684,970
EXPENDITURES				
12015330 FIRE FACILITIES FUND	611,730	1,790,910	811,900	866,520
TOTAL EXPENDITURES	611,730	1,790,910	811,900	866,520
OPERATING EXPENSES	ACTUAL FY 21-22	ACTUAL FY 22-23	ADOPTED FY 23-24	PROPOSED FY 24-25
62000 CONTRACTUALS	611,730	1,790,910	811,900	866,520
TOTAL	611,730	1,790,910	811,900	866,520

FIRE FACILITIES FUND

FIRE & EMERGENCY MEDICAL SERVICES		ACCOUNTING UNIT			
FIRE FACILITIES FUND		12015002			
Account Code	LINE ITEM RESOURCES	ACTUAL FY 21-22	ACTUAL FY 22-23	ADOPTED FY 23-24	PROPOSED FY 24-25
53700	Improvement Fee	1,570,965	1,561,427	612,960	684,970
58000	Earning On Investments	17,825	29,795	0	0
	SUBTOTAL REVENUES	1,588,791	1,591,222	612,960	684,970
	TOTAL	1,588,791	1,591,222	612,960	684,970

FIRE FACILITIES FUND

FIRE & EMERGENCY MEDICAL SERVICES

ACCOUNTING UNIT

FIRE FACILITIES FUND

12015330

Account Code	LINE ITEM RESOURCES	ACTUAL FY 21-22	ACTUAL FY 22-23	ADOPTED FY 23-24	PROPOSED FY 24-25
62300	Contract Services-Professional	611,730	1,790,910	811,900	866,520
	SUBTOTAL CONTRACTUALS	611,730	1,790,910	811,900	866,520
	TOTAL	611,730	1,790,910	811,900	866,520

PLANNING & BUILDING AGENCY



**Planning and Building Agency
Position Summary**

Authorized Personnel	Funded FY 23-24	Workforce Changes	Funded FY 24-25
Accounting Assistant	1		1
Administrative Services Manager (MM)	1		1
Assistant Community Planner	1		1
Assistant Director of Planning and Building (MM)	1		1
Assistant Plan Check Engineer	3	(1)	2
Assistant Planner I	3	(1)	2
Assistant Planner II	1		1
Associate Plan Check Engineer	2		2
Associate Planner	3		3
Building Inspector Supervisor*	2		2
Building Safety Manager (MM)	1		1
Code Enforcement Associate	2		2
Code Enforcement Officer	22		22
Code Enforcement Principal (AM)	2		2
Code Enforcement Supervisor	3		3
Senior Building Inspector*	11		11
Executive Director of Planning and Building Safety (EM)	1		1
Executive Secretary (UC)	1		1
Management Aide (UC)	1		1
Management Analyst (UC)	2	(1)	1
Permit Services Principal (AM)	1		1
Permit Services Processor	2		2
Permit Services Technician	3	(1)	2
Planning Commission Secretary	1		1
Planning Manager (MM)	1		1
Planning Technician	2		2
Plans Examiner	2		2
Principal Community Planner (AM)	1		1
Principal Plan Check Engineer (MM)	1		1
Principal Planner (AM)	2		2
Receptionist	1		1
Records Specialist	1		1
Secretary	1		1
Senior Community Planner	2		2
Senior Office Assistant	6		6
Senior Permit Services Technician	2		2
Senior Plan Check Engineer	2		2
Senior Planner	3		3
Supervisor of Inspections (AM)	1		1
Funded Total	99	(4)	95

*Job Title Change in FY 24-25

GENERAL FUND	84.45
FEDERAL/STATE GRANTS	7.70
CANNABIS PUBLIC BENEFIT FUND	0.85
OTHER RESTRICTED FUND	2.00
TOTAL FUNDED POSITIONS	95.00

**GENERAL FUND
DEPARTMENT RESOURCE SUMMARY**

PLANNING & BUILDING

ACTIVITIES	ACTUAL FY 21-22	ACTUAL FY 22-23	ADOPTED FY 23-24	PROPOSED FY 24-25
EXPENDITURES				
01116017 PBA - SERVICE ENHANCEMENT	211,892	298,661	323,620	470,150
01116500 PLNG & BLG AGY-ADMINISTRATION	2,305,045	2,543,608	2,687,490	3,057,670
01116510 PLNG & BLG AGY-PLANNING	2,390,334	1,885,409	3,537,740	3,401,230
01116520 PLNG & BLG AGY-PERMIT & INS SV	1,900,481	2,226,758	2,923,050	3,031,400
01116530 PLNG & BLG AGY-PERMIT & PLN CK	2,441,859	2,695,819	3,568,140	3,688,380
01116540 PLNG & BLG AGY-COMM PRESERVA	1,413,540	1,632,624	2,366,450	3,159,820
01116550 PROACTIV RENTL ENFORCEMENT PRG	711,885	782,511	876,320	923,750
01116560 NEIGHBORHOOD INITIATIVES PROGR	506,023	598,655	604,080	998,810
01116570 ANIMAL SERVICES	3,202,393	4,084,423	3,259,330	0
TOTAL EXPENDITURES	15,083,453	16,748,469	20,146,220	18,731,210
OPERATING EXPENSES				
61000 SALARIES & BENEFITS	8,317,740	9,197,693	11,834,550	12,879,470
62000 CONTRACTUALS	4,045,677	4,529,081	5,179,700	1,848,820
63000 COMMODITIES	320,041	270,055	379,520	201,770
65000 FIXED CHARGES	1,986,925	2,224,628	2,261,990	2,510,740
66000 CAPITAL	0	115,052	80,000	862,680
67000 DEBT SERVICE	22,979	22,979	23,000	39,600
68000 TRANSFERS	390,090	388,980	387,460	388,130
TOTAL	15,083,453	16,748,469	20,146,220	18,731,210

GENERAL FUND

PLANNING & BUILDING		ACCOUNTING UNIT			
PBA - SERVICE ENHANCEMENT		01116017			
Account Code	LINE ITEM RESOURCES	ACTUAL FY 21-22	ACTUAL FY 22-23	ADOPTED FY 23-24	PROPOSED FY 24-25
61000	Salaries Regular	157,093	196,150	280,250	296,380
61040	Salaries Overtime	3,496	1,807	0	0
61100	Retirement-Employer Normal Cost	16,128	18,300	0	36,220
61120	Medicare Insurance	2,297	2,928	0	4,300
61130	Health Insurance	32,878	42,853	0	83,210
61170	Retiree Health Benefits	0	0	0	2,960
61180	Worker Compensation Insurance	0	11,193	8,610	9,890
	SUBTOTAL SALARIES & BENEFITS	211,892	273,231	288,860	432,960
62120	Training, Transportation, Meetings	0	0	12,500	12,500
	SUBTOTAL CONTRACTUALS	0	0	12,500	12,500
63001	Miscellaneous Operating Expenses	0	8,740	10,000	10,000
	SUBTOTAL COMMODITIES	0	8,740	10,000	10,000
65100	Insurance Charges	0	14,531	10,630	12,740
65105	Benefits Overhead	0	2,160	1,630	1,950
	SUBTOTAL FIXED CHARGES	0	16,691	12,260	14,690
	TOTAL	211,892	298,661	323,620	470,150

GENERAL FUND

PLANNING & BUILDING		ACCOUNTING UNIT			
ANIMAL SERVICES		01116570			
Account Code	LINE ITEM RESOURCES	ACTUAL FY 21-22	ACTUAL FY 22-23	ADOPTED FY 23-24	PROPOSED FY 24-25
61000	Salaries Regular	241,172	245,383	246,040	0
61040	Salaries Overtime	1,687	1,456	0	0
61100	Retirement-Employer Normal Cost	23,684	22,485	25,280	0
61120	Medicare Insurance	3,459	3,478	3,500	0
61130	Health Insurance	47,083	52,602	60,780	0
61170	Retiree Health Benefits	7,150	3,575	0	0
61180	Worker Compensation Insurance	12,660	19,886	13,220	0
	SUBTOTAL SALARIES & BENEFITS	336,895	348,864	348,820	0
62120	Training, Transportation, Meetings	173	525	600	0
62140	Membership, Subscription & Dues	0	0	200	0
62300	Contract Services-Professional	2,752,564	3,640,126	2,804,450	0
	SUBTOTAL CONTRACTUALS	2,752,737	3,640,651	2,805,250	0
63001	Miscellaneous Operating Expenses	3,401	3,053	33,660	0
63300	Gas & Diesel	18,133	17,074	7,000	0
	SUBTOTAL COMMODITIES	21,534	20,127	40,660	0
65010	Rental City Equipment	28,620	31,500	13,300	0
65011	Equipment Replacement Charges	28,284	7,071	15,410	0
65012	Accident Repair & Replacement	684	684	0	0
65040	IT Maintenance Charge	17,270	16,730	17,070	0
65100	Insurance Charges	15,490	16,115	16,320	0
65105	Benefits Overhead	840	2,682	2,500	0
65210	Delivery Charges	40	0	0	0
	SUBTOTAL FIXED CHARGES	91,228	74,782	64,600	0
	TOTAL	3,202,393	4,084,423	3,259,330	0

GENERAL FUND

PLANNING & BUILDING		ACCOUNTING UNIT			
PLNG & BLG AGY-ADMINISTRATION		01116002			
Account Code	LINE ITEM RESOURCES	ACTUAL FY 21-22	ACTUAL FY 22-23	ADOPTED FY 23-24	PROPOSED FY 24-25
51501	Fireworks Stand Permits	(11,639)	12,298	0	0
51600	General Plan Update Surcharge	160,206	188,445	191,000	170,000
51601	Building Permits	1,989,242	2,357,858	1,760,000	2,800,000
51602	Plumbing Permits	432,081	528,713	405,000	550,000
51603	Electrical Permits	1,124,237	1,228,894	930,000	1,290,000
51604	Heating Permits	635,032	830,506	525,000	860,000
51605	Occupancy Permits	411,800	201,677	210,000	160,000
51606	Grading Permits	101,114	74,495	140,000	130,000
51607	Street Vendor Permit	10,125	10,680	30,000	10,000
51612	Building Standards Revolving Fund	3,772	2,276	0	0
51613	Adult-Use Cannabis Retail Phase 1/Registration Application	0	(2,506)	0	0
51614	Adult-Use Cannabis Retail Phase 2/Regulatory Safety Permit	344,563	339,533	370,000	388,000
51616	Commercial Cannabis Testing Phase 1/Registration Application	0	0	1,900	1,900
51617	Commercial Cannabis Testing Phase 2/Regulatory Safety Permits	12,530	12,968	13,000	13,000
51618	Commercial Cannabis Operating Agreement Reimbursement Fees	40,000	27,500	0	0
51619	Commercial Cannabis Cultivation Phase 1/Regst. Application	20,452	2,127	1,900	5,000
51620	Commercial Cannabis Manufacturing Phase 1/Regst. Application	18,682	6,642	1,900	5,000
51621	Commercial Cannabis Distribution Phase 1/Regst. Application	9,923	5,735	1,900	10,000
51622	Commercial Cannabis Cultivation Phase 2/Rgltry Sfty Prmt	190,199	78,450	100,000	100,000
51623	Commercial Cannabis Manufacturing Phase 2/Rgltry Sfty Prmt	146,095	156,826	100,000	100,000
51624	Commercial Cannabis Distribution Phase 2/Rgltry Sfty Prmt	226,272	285,809	250,000	250,000
53410	Impound/Owner Release Animal	0	266	1,300	0
53416	Animal Quarantines	0	0	1,000	0
53513	OCFA Admin Processing Fee	285	0	0	0
53600	Building Plan Check	4,345,006	4,285,493	2,760,000	2,800,000
53601	Electrical Plan Check	700,179	599,429	758,000	420,000
53602	Plumbing Plan Check	252,544	235,856	302,000	100,000
53603	Mechanical Plan Check	524,591	438,990	573,000	215,000
53605	Landscape Plan Review	21,560	21,215	21,000	17,000
53606	Discretionary Application Fee	189,429	290,630	271,000	280,000
53607	EIR Developer Fees	57,210	136,033	407,000	297,000
53613	Land Use Certificate Processin	938,324	915,874	949,000	827,000
53614	Shopping Cart Contain Program	48,645	62,838	44,100	44,100
53616	Site Plan Review Charge	913,586	805,052	1,000,000	645,000
53627	PREP Fees	797,040	790,342	610,000	750,000
53628	Foreclosure Registration Program	357,685	411,913	300,000	200,000
53642	Public Hearing Notice	0	198	200	0
53644	Mills Act Review	0	0	0	7,000
55600	Administrative Citations	368,273	426,115	300,000	350,000
57010	Miscellaneous Recoveries	262,139	72,367	26,000	60,000
57770	Sale of Maps & Documents	113,361	157,333	110,000	125,000
59000	Transfer From Fund 069	0	0	75,000	0
	SUBTOTAL REVENUES	15,754,545	15,998,869	13,540,200	13,980,000
	TOTAL	15,754,545	15,998,869	13,540,200	13,980,000

GENERAL FUND

PLANNING & BUILDING		ACCOUNTING UNIT			
PLNG & BLG AGY-ADMINISTRATION		01116500			
Account Code	LINE ITEM RESOURCES	ACTUAL FY 21-22	ACTUAL FY 22-23	ADOPTED FY 23-24	PROPOSED FY 24-25
61000	Salaries Regular	618,566	695,874	794,660	948,450
61010	Salaries Cash Out/Separation	0	9,695	0	0
61020	Salaries Part-Time	75,390	44,790	82,270	82,270
61040	Salaries Overtime	68	5,487	0	0
61100	Retirement-Employer Normal Cost	38,909	36,830	56,700	68,090
61102	Retirement- Employer Unfunded- Miscellaneous	0	0	0	14,870
61110	Part-Time Retirement	2,300	1,491	3,090	3,090
61120	Medicare Insurance	9,949	10,705	11,480	14,890
61130	Health Insurance	88,592	108,358	146,160	181,800
61170	Retiree Health Benefits	3,697	3,291	3,940	9,010
61180	Worker Compensation Insurance	32,190	41,050	38,020	47,830
	SUBTOTAL SALARIES & BENEFITS	869,661	957,570	1,136,320	1,370,300
62010	Communications	13,094	12,656	14,430	2,500
62120	Training, Transportation, Meetings	4,449	7,505	10,000	10,300
62130	Tuition Reimbursement	0	0	1,000	1,000
62131	SAMA Wellness and Fitness Program Reimbursements	0	0	300	600
62140	Membership, Subscription & Dues	1,815	2,933	1,600	1,600
62300	Contract Services-Professional	44,970	67,696	58,800	67,000
62320	Maintenance & Repair Buildings	0	0	2,100	1,000
62322	Maintenance & Repair Machinery	2,340	1,265	6,800	3,000
62600	Parking Validation	0	11,639	6,000	1,000
62700	Auto Expense	6,000	6,000	6,000	6,000
	SUBTOTAL CONTRACTUALS	72,669	109,694	107,030	94,000
63000	Office Supplies	0	0	0	3,000
63001	Miscellaneous Operating Expenses	38,504	41,290	11,400	12,000
	SUBTOTAL COMMODITIES	38,504	41,290	11,400	15,000
65000	Building Rental	414,010	503,560	503,560	566,250
65010	Rental City Equipment	1,682	0	0	0
65040	IT Maintenance Charge	28,790	33,460	39,820	65,310
65050	IT Department Specific	424,750	424,750	424,750	437,490
65055	Communications- Landlines	0	0	0	9,100
65100	Insurance Charges	39,410	53,293	46,950	61,660
65105	Benefits Overhead	1,960	7,922	7,200	9,430
65210	Delivery Charges	540	0	0	0
	SUBTOTAL FIXED CHARGES	911,142	1,022,984	1,022,280	1,149,240
66511	Computer Software Subscriptions	0	110	0	1,400
	SUBTOTAL CAPITAL	0	110	0	1,400
67200	Principal-Leases	19,959	20,584	23,000	39,600
67210	Interest-Leases	3,020	2,396	0	0
	SUBTOTAL DEBT SERVICE	22,979	22,979	23,000	39,600
68000	Transfer to Fund 404 (Police Bldg/Ross Annex Debt)	390,090	388,980	387,460	388,130
	SUBTOTAL TRANSFERS	390,090	388,980	387,460	388,130
	TOTAL	2,305,045	2,543,608	2,687,490	3,057,670

GENERAL FUND

PLANNING & BUILDING		ACCOUNTING UNIT			
PLNG & BLG AGY-PLANNING		01116510			
Account Code	LINE ITEM RESOURCES	ACTUAL FY 21-22	ACTUAL FY 22-23	ADOPTED FY 23-24	PROPOSED FY 24-25
61000	Salaries Regular	1,089,563	1,071,497	1,684,230	1,722,810
61010	Salaries Cash Out/Separation	155,086	20,799	0	0
61020	Salaries Part-Time	51,516	20,918	26,480	26,480
61040	Salaries Overtime	1,397	393	0	0
61100	Retirement-Employer Normal Cost	88,800	99,054	172,830	181,300
61110	Part-Time Retirement	1,919	965	990	990
61120	Medicare Insurance	17,495	15,693	24,360	25,320
61130	Health Insurance	138,951	130,405	277,530	281,720
61170	Retiree Health Benefits	4,170	2,889	5,760	16,940
61180	Worker Compensation Insurance	76,650	60,565	62,510	55,050
	SUBTOTAL SALARIES & BENEFITS	1,625,546	1,423,177	2,254,690	2,310,610
62010	Communications	23,480	19,957	35,770	1,600
62120	Training, Transportation, Meetings	4,475	13,183	10,260	20,560
62130	Tuition Reimbursement	0	0	2,500	2,500
62131	SAMA Wellness and Fitness Program Reimbursements	900	462	900	600
62140	Membership, Subscription & Dues	5,493	6,270	8,500	8,500
62200	Advertising	39,170	39,857	40,000	40,000
62300	Contract Services-Professional	443,313	177,317	968,600	763,000
62302	Contracted Vendor Personnel Services	8,600	4,900	8,400	8,400
62322	Maintenance & Repair Machinery	0	0	400	1,000
62600	Parking Validation	0	0	0	18,000
62700	Auto Expense	7,000	3,200	4,200	4,200
	SUBTOTAL CONTRACTUALS	532,432	265,146	1,079,530	868,360
63000	Office Supplies	8,473	6,421	8,000	8,000
63001	Miscellaneous Operating Expenses	39,972	21,048	16,100	16,100
	SUBTOTAL COMMODITIES	48,446	27,469	24,100	24,100
65010	Rental City Equipment	3,984	4,380	1,270	1,370
65011	Equipment Replacement Charges	5,400	1,350	2,940	2,950
65012	Accident Repair & Replacement	96	96	0	0
65040	IT Maintenance Charge	75,710	73,340	86,180	95,880
65055	Communications- Landlines	0	0	0	13,350
65100	Insurance Charges	93,830	78,628	77,200	70,980
65105	Benefits Overhead	3,570	11,688	11,830	10,860
65210	Delivery Charges	1,320	0	0	0
	SUBTOTAL FIXED CHARGES	183,910	169,482	179,420	195,390
66511	Computer Software Subscriptions	0	136	0	2,770
	SUBTOTAL CAPITAL	0	136	0	2,770
	TOTAL	2,390,334	1,885,409	3,537,740	3,401,230

GENERAL FUND

PLANNING & BUILDING		ACCOUNTING UNIT			
PLNG & BLG AGY-PERMIT & INS SV		01116520			
Account Code	LINE ITEM RESOURCES	ACTUAL FY 21-22	ACTUAL FY 22-23	ADOPTED FY 23-24	PROPOSED FY 24-25
61000	Salaries Regular	990,996	1,204,270	1,588,210	1,687,570
61010	Salaries Cash Out/Separation	7,178	2,810	0	0
61020	Salaries Part-Time	21,319	25,132	34,160	34,160
61040	Salaries Overtime	11,211	8,033	0	0
61100	Retirement-Employer Normal Cost	90,013	103,212	172,350	175,080
61110	Part-Time Retirement	799	867	1,280	1,280
61120	Medicare Insurance	14,661	16,994	23,010	24,930
61130	Health Insurance	187,132	204,638	331,560	352,920
61170	Retiree Health Benefits	1,900	1,941	3,080	16,560
61180	Worker Compensation Insurance	57,560	67,672	55,460	61,960
	SUBTOTAL SALARIES & BENEFITS	1,382,769	1,635,569	2,209,110	2,354,460
62010	Communications	26,821	29,007	48,550	9,000
62120	Training, Transportation, Meetings	1,903	9,036	15,290	20,290
62131	SAMA Wellness and Fitness Program Reimbursements	0	0	300	300
62140	Membership, Subscription & Dues	2,069	870	1,800	1,800
62300	Contract Services-Professional	195,861	124,447	367,000	107,150
62322	Maintenance & Repair Machinery	0	0	800	0
	SUBTOTAL CONTRACTUALS	226,654	163,360	433,740	138,540
63000	Office Supplies	9,095	6,048	5,000	5,000
63001	Miscellaneous Operating Expenses	12,761	29,766	29,100	11,500
63300	Gas & Diesel	9,128	13,052	15,540	15,540
	SUBTOTAL COMMODITIES	30,984	48,865	49,640	32,040
65010	Rental City Equipment	77,727	97,345	46,770	50,470
65011	Equipment Replacement Charges	21,996	5,499	11,980	19,860
65012	Accident Repair & Replacement	3,492	4,238	1,800	3,950
65040	IT Maintenance Charge	80,610	78,080	91,020	100,930
65055	Communications- Landlines	0	0	0	14,050
65100	Insurance Charges	70,460	87,855	68,490	79,880
65105	Benefits Overhead	4,980	13,060	10,500	12,220
65210	Delivery Charges	810	0	0	0
	SUBTOTAL FIXED CHARGES	260,075	286,077	230,560	281,360
66400	Machinery & Equipment	0	92,887	0	225,000
	SUBTOTAL CAPITAL	0	92,887	0	225,000
	TOTAL	1,900,481	2,226,758	2,923,050	3,031,400

GENERAL FUND

PLANNING & BUILDING		ACCOUNTING UNIT			
PLNG & BLG AGY-PERMIT & PLN CK		01116530			
Account Code	LINE ITEM RESOURCES	ACTUAL FY 21-22	ACTUAL FY 22-23	ADOPTED FY 23-24	PROPOSED FY 24-25
61000	Salaries Regular	1,405,118	1,700,953	1,898,380	2,024,800
61020	Salaries Part-Time	14,533	16,133	76,250	76,250
61040	Salaries Overtime	103,841	98,335	0	0
61100	Retirement-Employer Normal Cost	111,174	125,517	185,500	188,620
61110	Part-Time Retirement	147	440	2,860	2,860
61120	Medicare Insurance	21,444	24,861	27,480	30,410
61130	Health Insurance	202,107	231,436	299,520	308,520
61170	Retiree Health Benefits	0	0	0	19,670
61180	Worker Compensation Insurance	65,160	94,402	77,770	86,530
	SUBTOTAL SALARIES & BENEFITS	1,923,525	2,292,077	2,567,760	2,737,660
62010	Communications	17,095	16,275	31,250	2,500
62120	Training, Transportation, Meetings	3,017	10,813	9,000	19,000
62140	Membership, Subscription & Dues	4,786	4,960	4,600	4,600
62300	Contract Services-Professional	284,020	116,004	529,000	425,000
62302	Contracted Vendor Personnel Services	0	0	0	13,500
62322	Maintenance & Repair Machinery	0	0	2,800	1,000
	SUBTOTAL CONTRACTUALS	308,917	148,052	576,650	465,600
63000	Office Supplies	8,992	2,624	3,500	5,640
63001	Miscellaneous Operating Expenses	29,896	20,517	21,100	21,100
63300	Gas & Diesel	2,278	2,339	2,140	0
	SUBTOTAL COMMODITIES	41,167	25,480	26,740	26,740
65010	Rental City Equipment	4,116	4,524	4,100	4,420
65011	Equipment Replacement Charges	3,804	951	2,070	2,080
65012	Accident Repair & Replacement	300	300	0	0
65040	IT Maintenance Charge	74,850	83,660	79,640	100,930
65050	IT Department Specific	0	0	200,410	206,420
65055	Communications- Landlines	0	0	0	14,050
65100	Insurance Charges	79,760	122,557	96,050	111,560
65105	Benefits Overhead	4,290	18,218	14,720	17,070
65210	Delivery Charges	1,130	0	0	0
	SUBTOTAL FIXED CHARGES	168,250	230,210	396,990	456,530
66511	Computer Software Subscriptions	0	0	0	1,850
	SUBTOTAL CAPITAL	0	0	0	1,850
	TOTAL	2,441,859	2,695,819	3,568,140	3,688,380

GENERAL FUND

PLANNING & BUILDING		ACCOUNTING UNIT			
PLNG & BLG AGY-COMM PRESERVA		01116540			
Account Code	LINE ITEM RESOURCES	ACTUAL FY 21-22	ACTUAL FY 22-23	ADOPTED FY 23-24	PROPOSED FY 24-25
61000	Salaries Regular	734,065	836,060	1,323,300	1,543,980
61010	Salaries Cash Out/Separation	1,896	1,878	0	0
61020	Salaries Part-Time	0	8,483	22,380	22,380
61040	Salaries Overtime	2,076	29,956	0	15,000
61100	Retirement-Employer Normal Cost	48,662	52,169	119,230	149,090
61110	Part-Time Retirement	0	318	840	840
61120	Medicare Insurance	10,769	11,758	19,140	22,680
61130	Health Insurance	112,347	111,410	254,970	313,800
61170	Retiree Health Benefits	3,079	3,187	3,280	15,040
61180	Worker Compensation Insurance	51,270	45,215	40,210	42,560
	SUBTOTAL SALARIES & BENEFITS	964,164	1,100,434	1,783,350	2,125,370
62010	Communications	31,205	30,265	35,110	10,000
62120	Training, Transportation, Meetings	12,180	17,017	9,000	14,000
62131	SAMA Wellness and Fitness Program Reimbursements	0	540	300	600
62140	Membership, Subscription & Dues	1,033	1,901	3,100	3,100
62200	Advertising	300	0	0	0
62300	Contract Services-Professional	92,424	142,532	85,500	89,850
62322	Maintenance & Repair Machinery	0	0	400	0
	SUBTOTAL CONTRACTUALS	137,142	192,256	133,410	117,550
63000	Office Supplies	0	0	0	5,200
63001	Miscellaneous Operating Expenses	59,094	34,251	149,510	20,000
63300	Gas & Diesel	15,312	16,340	12,120	12,120
	SUBTOTAL COMMODITIES	74,406	50,592	161,630	37,320
65010	Rental City Equipment	79,730	123,404	68,500	73,920
65011	Equipment Replacement Charges	11,758	4,149	5,940	12,480
65012	Accident Repair & Replacement	4,110	5,590	2,400	5,260
65040	IT Maintenance Charge	74,850	66,930	73,950	83,120
65055	Communications- Landlines	0	0	0	11,570
65100	Insurance Charges	62,760	58,694	49,660	54,870
65105	Benefits Overhead	4,010	8,725	7,610	8,400
65210	Delivery Charges	610	0	0	0
	SUBTOTAL FIXED CHARGES	237,828	267,492	208,060	249,620
66400	Machinery & Equipment	0	21,850	80,000	629,000
66511	Computer Software Subscriptions	0	0	0	960
	SUBTOTAL CAPITAL	0	21,850	80,000	629,960
	TOTAL	1,413,540	1,632,624	2,366,450	3,159,820

GENERAL FUND

PLANNING & BUILDING		ACCOUNTING UNIT			
PROACTIV RENTL ENFORCEMENT PRG		01116550			
Account Code	LINE ITEM RESOURCES	ACTUAL FY 21-22	ACTUAL FY 22-23	ADOPTED FY 23-24	PROPOSED FY 24-25
61000	Salaries Regular	489,905	498,922	594,410	609,880
61010	Salaries Cash Out/Separation	0	2,287	0	0
61040	Salaries Overtime	1,800	41,757	0	0
61100	Retirement-Employer Normal Cost	29,508	26,616	39,020	44,910
61120	Medicare Insurance	7,151	7,315	8,590	8,810
61130	Health Insurance	64,606	64,880	84,600	97,320
61170	Retiree Health Benefits	0	0	0	5,810
61180	Worker Compensation Insurance	16,690	27,573	26,840	25,140
	SUBTOTAL SALARIES & BENEFITS	609,661	669,349	753,460	791,870
62010	Communications	3,060	3,060	9,380	3,000
62120	Training, Transportation, Meetings	1,824	1,298	1,200	6,500
62140	Membership, Subscription & Dues	450	450	900	900
62300	Contract Services-Professional	3,447	219	4,350	6,000
62322	Maintenance & Repair Machinery	0	0	100	100
	SUBTOTAL CONTRACTUALS	8,781	5,027	15,930	16,500
63001	Miscellaneous Operating Expenses	6,300	4,417	4,750	5,680
63300	Gas & Diesel	4,988	5,398	4,700	4,700
	SUBTOTAL COMMODITIES	11,288	9,815	9,450	10,380
65010	Rental City Equipment	19,464	25,284	18,590	20,060
65011	Equipment Replacement Charges	11,316	2,829	6,170	6,170
65012	Accident Repair & Replacement	375	1,200	370	810
65040	IT Maintenance Charge	28,790	27,890	34,130	35,620
65055	Communications- Landlines	0	0	0	4,960
65100	Insurance Charges	20,430	35,796	33,140	32,420
65105	Benefits Overhead	1,570	5,321	5,080	4,960
65210	Delivery Charges	210	0	0	0
	SUBTOTAL FIXED CHARGES	82,155	98,320	97,480	105,000
	TOTAL	711,885	782,511	876,320	923,750

GENERAL FUND

PLANNING & BUILDING		ACCOUNTING UNIT			
NEIGHBORHOOD INITIATIVES PROGR		01116560			
Account Code	LINE ITEM RESOURCES	ACTUAL FY 21-22	ACTUAL FY 22-23	ADOPTED FY 23-24	PROPOSED FY 24-25
61000	Salaries Regular	305,810	371,408	336,510	566,210
61010	Salaries Cash Out/Separation	0	476	0	0
61040	Salaries Overtime	624	2,812	0	0
61100	Retirement-Employer Normal Cost	19,310	28,141	42,230	54,770
61120	Medicare Insurance	4,324	5,096	4,880	8,190
61130	Health Insurance	46,140	68,076	91,800	102,840
61170	Retiree Health Benefits	0	1,010	0	5,510
61180	Worker Compensation Insurance	17,420	20,402	16,760	18,720
	SUBTOTAL SALARIES & BENEFITS	393,628	497,422	492,180	756,240
62010	Communications	1,668	1,870	7,090	2,600
62120	Training, Transportation, Meetings	75	28	1,400	6,000
62140	Membership, Subscription & Dues	0	300	1,200	1,200
62200	Advertising	0	0	500	0
62251	Other Agency Services	0	0	400	0
62300	Contract Services-Professional	4,602	2,685	3,470	123,470
62322	Maintenance & Repair Machinery	0	0	1,200	1,000
62600	Parking Validation	0	14	400	1,500
	SUBTOTAL CONTRACTUALS	6,345	4,897	15,660	135,770
63000	Office Supplies	0	0	0	8,000
63001	Miscellaneous Operating Expenses	53,612	37,435	45,330	37,620
63300	Gas & Diesel	102	242	570	570
	SUBTOTAL COMMODITIES	53,713	37,678	45,900	46,190
65010	Rental City Equipment	5,052	5,556	3,730	4,030
65012	Accident Repair & Replacement	1,125	300	0	0
65040	IT Maintenance Charge	23,030	22,310	22,750	23,750
65055	Communications- Landlines	0	0	0	3,310
65100	Insurance Charges	21,320	26,487	20,690	24,130
65105	Benefits Overhead	1,510	3,937	3,170	3,690
65210	Delivery Charges	300	0	0	0
	SUBTOTAL FIXED CHARGES	52,337	58,591	50,340	58,910
66511	Computer Software Subscriptions	0	68	0	1,700
	SUBTOTAL CAPITAL	0	68	0	1,700
	TOTAL	506,023	598,655	604,080	998,810

**CANNABIS PUBLIC BENEFIT
DEPARTMENT RESOURCE SUMMARY**

PLANNING & BUILDING

ACTIVITIES		ACTUAL FY 21-22	ACTUAL FY 22-23	ADOPTED FY 23-24	PROPOSED FY 24-25
EXPENDITURES					
01216010	PBA ENFORCEMENT SERVICES	488,028	998,054	1,190,520	1,144,220
	TOTAL EXPENDITURES	488,028	998,054	1,190,520	1,144,220
OPERATING EXPENSES		ACTUAL FY 21-22	ACTUAL FY 22-23	ADOPTED FY 23-24	PROPOSED FY 24-25
61000	SALARIES & BENEFITS	399,961	675,066	969,430	980,600
62000	CONTRACTUALS	19,094	98,328	90,710	36,500
63000	COMMODITIES	20,723	104,303	44,420	19,420
65000	FIXED CHARGES	48,250	80,038	85,960	107,490
66000	CAPITAL	0	40,320	0	210
	TOTAL	488,028	998,054	1,190,520	1,144,220

CANNABIS PUBLIC BENEFIT

PLANNING & BUILDING		ACCOUNTING UNIT			
PBA ENFORCEMENT SERVICES		01216010			
Account Code	LINE ITEM RESOURCES	ACTUAL FY 21-22	ACTUAL FY 22-23	ADOPTED FY 23-24	PROPOSED FY 24-25
61000	Salaries Regular	299,810	441,662	649,820	749,210
61040	Salaries Overtime	18,296	111,553	0	0
61100	Retirement-Employer Normal Cost	23,089	33,516	106,130	77,240
61120	Medicare Insurance	4,487	6,542	13,460	10,840
61130	Health Insurance	34,790	58,042	183,600	113,710
61170	Retiree Health Benefits	0	0	0	7,340
61180	Worker Compensation Insurance	19,490	23,751	16,420	22,260
	SUBTOTAL SALARIES & BENEFITS	399,961	675,066	969,430	980,600
62010	Communications	0	0	16,610	3,300
62120	Training, Transportation, Meetings	2,653	3,866	1,800	2,000
62140	Membership, Subscription & Dues	270	2,715	600	600
62300	Contract Services-Professional	16,171	91,747	71,700	30,600
	SUBTOTAL CONTRACTUALS	19,094	98,328	90,710	36,500
63000	Office Supplies	4,021	13,046	18,000	5,000
63001	Miscellaneous Operating Expenses	16,702	91,257	24,000	12,000
63300	Gas & Diesel	0	0	2,420	2,420
	SUBTOTAL COMMODITIES	20,723	104,303	44,420	19,420
65040	IT Maintenance Charge	23,030	44,620	62,570	65,310
65055	Communications- Landlines	0	0	0	9,090
65100	Insurance Charges	23,860	31,763	20,280	28,700
65105	Benefits Overhead	1,290	3,655	3,110	4,390
65210	Delivery Charges	70	0	0	0
	SUBTOTAL FIXED CHARGES	48,250	80,038	85,960	107,490
66400	Machinery & Equipment	0	40,320	0	0
66511	Computer Software Subscriptions	0	0	0	210
	SUBTOTAL CAPITAL	0	40,320	0	210
	TOTAL	488,028	998,054	1,190,520	1,144,220

**CASp CERTIFICATION AND TRAINING FUND
DEPARTMENT RESOURCE SUMMARY**

PLANNING & BUILDING

ACTIVITIES		ACTUAL FY 21-22	ACTUAL FY 22-23	ADOPTED FY 23-24	PROPOSED FY 24-25
REVENUES					
52366	CASp Certification Training Fund	88,630	87,906	85,000	85,000
58000	Earning On Investments	2,300	3,887	0	0
	TOTAL REVENUES	90,930	91,793	85,000	85,000
EXPENDITURES					
01616500	CASp CERTIFICATION AND TRAINING	3,925	4,743	85,000	85,000
	TOTAL EXPENDITURES	3,925	4,743	85,000	85,000
OPERATING EXPENSES		ACTUAL FY 21-22	ACTUAL FY 22-23	ADOPTED FY 23-24	PROPOSED FY 24-25
62000	CONTRACTUALS	2,868	4,743	59,500	59,500
63000	COMMODITIES	1,057	0	25,500	25,500
	TOTAL	3,925	4,743	85,000	85,000

CASp CERTIFICATION AND TRAINING FUND

PLANNING & BUILDING		ACCOUNTING UNIT			
CASp CERTIFICATION AND TRAINING		01616002			
Account Code	LINE ITEM RESOURCES	ACTUAL FY 21-22	ACTUAL FY 22-23	ADOPTED FY 23-24	PROPOSED FY 24-25
52366	CASp Certification Training Fund	88,630	87,906	85,000	85,000
58000	Earning On Investments	2,300	3,887	0	0
	SUBTOTAL REVENUES	90,930	91,793	85,000	85,000
	TOTAL	90,930	91,793	85,000	85,000

CASp CERTIFICATION AND TRAINING FUND

PLANNING & BUILDING		ACCOUNTING UNIT			
CASp CERTIFICATION AND TRAINING		01616500			
Account Code	LINE ITEM RESOURCES	ACTUAL FY 21-22	ACTUAL FY 22-23	ADOPTED FY 23-24	PROPOSED FY 24-25
62120	Training, Transportation, Meetings	2,468	2,277	21,300	21,300
62140	Membership, Subscription & Dues	400	2,466	17,000	17,000
62300	Contract Services-Professional	0	0	21,200	21,200
	SUBTOTAL CONTRACTUALS	2,868	4,743	59,500	59,500
63001	Miscellaneous Operating Expenses	1,057	0	25,500	25,500
	SUBTOTAL COMMODITIES	1,057	0	25,500	25,500
	TOTAL	3,925	4,743	85,000	85,000

**AIR QUALITY IMPR. (AB 2766)
DEPARTMENT RESOURCE SUMMARY**

PLANNING & BUILDING

ACTIVITIES	ACTUAL FY 21-22	ACTUAL FY 22-23	ADOPTED FY 23-24	PROPOSED FY 24-25
EXPENDITURES				
03116510 PLANNING-AIR QUALITY IMPROV	249,353	80,452	335,650	249,250
TOTAL EXPENDITURES	249,353	80,452	335,650	249,250
OPERATING EXPENSES	ACTUAL FY 21-22	ACTUAL FY 22-23	ADOPTED FY 23-24	PROPOSED FY 24-25
61000 SALARIES & BENEFITS	205,021	60,173	182,280	201,850
62000 CONTRACTUALS	13,842	434	110,000	10,000
65000 FIXED CHARGES	29,055	14,256	39,080	32,700
68000 TRANSFERS	1,435	5,588	4,290	4,700
TOTAL	249,353	80,452	335,650	249,250

AIR QUALITY IMPR. (AB 2766)

PLANNING & BUILDING		ACCOUNTING UNIT			
PLANNING-AIR QUALITY IMPROV		03116510			
Account Code	LINE ITEM RESOURCES	ACTUAL FY 21-22	ACTUAL FY 22-23	ADOPTED FY 23-24	PROPOSED FY 24-25
61000	Salaries Regular	137,471	37,722	89,750	108,790
61020	Salaries Part-Time	13,031	2,212	37,240	37,240
61100	Retirement-Employer Normal Cost	9,726	4,244	11,260	13,300
61102	Retirement- Employer Unfunded- Miscellaneous	26,294	9,839	13,590	16,070
61110	Part-Time Retirement	489	83	1,400	1,400
61120	Medicare Insurance	1,550	572	1,300	2,120
61130	Health Insurance	8,616	3,137	19,350	19,840
61170	Retiree Health Benefits	124	89	150	1,080
61180	Worker Compensation Insurance	7,720	2,276	8,240	2,010
	SUBTOTAL SALARIES & BENEFITS	205,021	60,173	182,280	201,850
62300	Contract Services-Professional	13,842	434	110,000	10,000
	SUBTOTAL CONTRACTUALS	13,842	434	110,000	10,000
65040	IT Maintenance Charge	4,890	4,740	4,840	5,050
65055	Communications- Landlines	0	0	0	700
65100	Insurance Charges	9,450	2,955	10,180	2,600
65105	Benefits Overhead	260	439	1,560	400
65210	Delivery Charges	50	0	0	0
65400	Indirect Costs	14,405	6,122	22,500	23,950
	SUBTOTAL FIXED CHARGES	29,055	14,256	39,080	32,700
68001	POB Misc Xfer to Fund 406	1,435	5,588	4,290	4,700
	SUBTOTAL TRANSFERS	1,435	5,588	4,290	4,700
	TOTAL	249,353	80,452	335,650	249,250

**CITY SERVICES
DEPARTMENT RESOURCE SUMMARY**

PLANNING & BUILDING

ACTIVITIES	ACTUAL FY 21-22	ACTUAL FY 22-23	ADOPTED FY 23-24	PROPOSED FY 24-25
REVENUES				
53607 EIR Developer Fees	138,064	705,621	1,000,000	1,500,000
53618 PBA-Expedited Inspections	0	0	500,000	0
53635 PBA - Trust & Agency	0	0	79,700	0
53636 PBA Building/Planning-Cash Bonds	38,155	1,998	589,200	589,200
53637 PBA - Accelerated Plan Check	1,152,327	711,614	900,000	1,000,000
57018 Receivership	0	0	200,000	0
TOTAL REVENUES	1,328,546	1,419,233	3,268,900	3,089,200
EXPENDITURES				
05316021 PLNG & BLG AGY SERVICES	568,805	1,177,388	3,268,900	3,089,200
TOTAL EXPENDITURES	568,805	1,177,388	3,268,900	3,089,200
OPERATING EXPENSES	ACTUAL FY 21-22	ACTUAL FY 22-23	ADOPTED FY 23-24	PROPOSED FY 24-25
62000 CONTRACTUALS	568,805	1,177,388	3,268,900	3,089,200
TOTAL	568,805	1,177,388	3,268,900	3,089,200

CITY SERVICES

PLANNING & BUILDING		ACCOUNTING UNIT			
PBA REVENUE		05316002			
Account Code	LINE ITEM RESOURCES	ACTUAL FY 21-22	ACTUAL FY 22-23	ADOPTED FY 23-24	PROPOSED FY 24-25
53607	EIR Developer Fees	138,064	705,621	1,000,000	1,500,000
53618	PBA-Expedited Inspections	0	0	500,000	0
53635	PBA - Trust & Agency	0	0	79,700	0
53636	PBA Building/Planning-Cash Bonds	38,155	1,998	589,200	589,200
53637	PBA - Accelerated Plan Check	1,152,327	711,614	900,000	1,000,000
57018	Receivership	0	0	200,000	0
	SUBTOTAL REVENUES	1,328,546	1,419,233	3,268,900	3,089,200
	TOTAL	1,328,546	1,419,233	3,268,900	3,089,200

CITY SERVICES

PLANNING & BUILDING		ACCOUNTING UNIT			
PLNG & BLG AGY SERVICES		05316021			
Account Code	LINE ITEM RESOURCES	ACTUAL FY 21-22	ACTUAL FY 22-23	ADOPTED FY 23-24	PROPOSED FY 24-25
62300	Contract Services-Professional	4,053	73	500,000	500,000
62308	Consultant Services-EIR Develo	0	374,173	1,000,000	1,000,000
62311	Contract Services-Planning Con	34,198	0	0	0
62312	Contract Services-Trust & Agen	0	0	79,700	0
62315	Contract Services-Building/Pla	0	0	589,200	589,200
62318	Contract Services-PBA-Accelera	530,554	803,143	1,000,000	1,000,000
62323	Contract Services - Expedited	0	0	100,000	0
	SUBTOTAL CONTRACTUALS	568,805	1,177,388	3,268,900	3,089,200
	TOTAL	568,805	1,177,388	3,268,900	3,089,200

**SMIP
DEPARTMENT RESOURCE SUMMARY**

PLANNING & BUILDING

ACTIVITIES		ACTUAL FY 21-22	ACTUAL FY 22-23	ADOPTED FY 23-24	PROPOSED FY 24-25
REVENUES					
53638	Strong-Motion Instrumentation Program	3,922	5,510	16,000	16,000
	TOTAL REVENUES	3,922	5,510	16,000	16,000
EXPENDITURES					
11016500	Strong-Motion Instrumentation	0	0	16,000	16,000
	TOTAL EXPENDITURES	0	0	16,000	16,000
OPERATING EXPENSES		ACTUAL FY 21-22	ACTUAL FY 22-23	ADOPTED FY 23-24	PROPOSED FY 24-25
62000	CONTRACTUALS	0	0	8,000	8,000
63000	COMMODITIES	0	0	8,000	8,000
	TOTAL	0	0	16,000	16,000

SMIP

PLANNING & BUILDING		ACCOUNTING UNIT			
Strong-Motion Instrumentation		11016002			
Account Code	LINE ITEM RESOURCES	ACTUAL FY 21-22	ACTUAL FY 22-23	ADOPTED FY 23-24	PROPOSED FY 24-25
53638	Strong-Motion Instrumentation Program	3,922	5,510	16,000	16,000
	SUBTOTAL REVENUES	3,922	5,510	16,000	16,000
	TOTAL	3,922	5,510	16,000	16,000

SMIP

PLANNING & BUILDING		ACCOUNTING UNIT			
Strong-Motion Instrumentation		11016500			
Account Code	LINE ITEM RESOURCES	ACTUAL FY 21-22	ACTUAL FY 22-23	ADOPTED FY 23-24	PROPOSED FY 24-25
62120	Training, Transportation, Meetings	0	0	1,600	1,600
62300	Contract Services-Professional	0	0	6,400	6,400
	SUBTOTAL CONTRACTUALS	0	0	8,000	8,000
63001	Miscellaneous Operating Expenses	0	0	8,000	8,000
	SUBTOTAL COMMODITIES	0	0	8,000	8,000
	TOTAL	0	0	16,000	16,000

**SPECIAL REPAIR/DEMOLITION
DEPARTMENT RESOURCE SUMMARY**

PLANNING & BUILDING

ACTIVITIES		ACTUAL FY 21-22	ACTUAL FY 22-23	ADOPTED FY 23-24	PROPOSED FY 24-25
REVENUES					
53507	Emergency Repair Assessment	248,300	84,203	100,000	100,000
	TOTAL REVENUES	248,300	84,203	100,000	100,000
EXPENDITURES					
12116540	SPECIAL REPAIR/DEMOLITION	28,649	27,872	100,000	100,000
	TOTAL EXPENDITURES	28,649	27,872	100,000	100,000
OPERATING EXPENSES		ACTUAL FY 21-22	ACTUAL FY 22-23	ADOPTED FY 23-24	PROPOSED FY 24-25
62000	CONTRACTUALS	28,649	27,872	100,000	100,000
	TOTAL	28,649	27,872	100,000	100,000

SPECIAL REPAIR/DEMOLITION

PLANNING & BUILDING		ACCOUNTING UNIT			
SPECIAL REPAIR/DEMOL-PLANNG		12116002			
Account Code	LINE ITEM RESOURCES	ACTUAL FY 21-22	ACTUAL FY 22-23	ADOPTED FY 23-24	PROPOSED FY 24-25
53507	Emergency Repair Assessment	248,300	84,203	100,000	100,000
	SUBTOTAL REVENUES	248,300	84,203	100,000	100,000
	TOTAL	248,300	84,203	100,000	100,000

SPECIAL REPAIR/DEMOLITION

PLANNING & BUILDING

ACCOUNTING UNIT

SPECIAL REPAIR/DEMOLITION

12116540

Account Code	LINE ITEM RESOURCES	ACTUAL FY 21-22	ACTUAL FY 22-23	ADOPTED FY 23-24	PROPOSED FY 24-25
62300	Contract Services-Professional	28,649	27,872	100,000	100,000
	SUBTOTAL CONTRACTUALS	28,649	27,872	100,000	100,000
	TOTAL	28,649	27,872	100,000	100,000

**SB2 Planning
DEPARTMENT RESOURCE SUMMARY**

PLANNING & BUILDING

ACTIVITIES		ACTUAL FY 21-22	ACTUAL FY 22-23	ADOPTED FY 23-24	PROPOSED FY 24-25
REVENUES					
52025	State Grants-Direct	0	245,847	1,030,170	0
	TOTAL REVENUES	0	245,847	1,030,170	0
EXPENDITURES					
15816500	SB2 Planning Grants Progrm	241,962	218,556	246,550	0
15816501	PBA LEAP Program	95,099	24,977	596,000	0
	TOTAL EXPENDITURES	337,060	243,533	842,550	0
OPERATING EXPENSES		ACTUAL FY 21-22	ACTUAL FY 22-23	ADOPTED FY 23-24	PROPOSED FY 24-25
62000	CONTRACTUALS	330,398	244,731	485,000	0
63000	COMMODITIES	144	0	357,550	0
66000	CAPITAL	6,518	(1,197)	0	0
	TOTAL	337,060	243,533	842,550	0

SB2 Planning

PLANNING & BUILDING		ACCOUNTING UNIT			
Planning Grants Program Revenue		15816002			
Account Code	LINE ITEM RESOURCES	ACTUAL FY 21-22	ACTUAL FY 22-23	ADOPTED FY 23-24	PROPOSED FY 24-25
52025	State Grants-Direct	0	245,847	1,030,170	0
	SUBTOTAL REVENUES	0	245,847	1,030,170	0
	TOTAL	0	245,847	1,030,170	0

SB2 Planning

PLANNING & BUILDING		ACCOUNTING UNIT			
SB2 Planning Grants Program		15816500			
Account Code	LINE ITEM RESOURCES	ACTUAL FY 21-22	ACTUAL FY 22-23	ADOPTED FY 23-24	PROPOSED FY 24-25
62300	Contract Services-Professional	235,443	219,754	185,000	0
	SUBTOTAL CONTRACTUALS	235,443	219,754	185,000	0
63001	Miscellaneous Operating Expenses	0	0	61,550	0
	SUBTOTAL COMMODITIES	0	0	61,550	0
66400	Machinery & Equipment	6,518	(1,197)	0	0
	SUBTOTAL CAPITAL	6,518	(1,197)	0	0
	TOTAL	241,962	218,556	246,550	0

SB2 Planning

PLANNING & BUILDING		ACCOUNTING UNIT			
PBA LEAP Program		15816501			
Account Code	LINE ITEM RESOURCES	ACTUAL FY 21-22	ACTUAL FY 22-23	ADOPTED FY 23-24	PROPOSED FY 24-25
62300	Contract Services-Professional	94,955	24,977	300,000	0
	SUBTOTAL CONTRACTUALS	94,955	24,977	300,000	0
63001	Miscellaneous Operating Expenses	144	0	296,000	0
	SUBTOTAL COMMODITIES	144	0	296,000	0
	TOTAL	95,099	24,977	596,000	0

**American Rescue Plan Act
DEPARTMENT RESOURCE SUMMARY**

PLANNING & BUILDING

ACTIVITIES	ACTUAL FY 21-22	ACTUAL FY 22-23	ADOPTED FY 23-24	PROPOSED FY 24-25
EXPENDITURES				
18116013 ARPA - PBA	0	595,281	532,060	0
TOTAL EXPENDITURES	0	595,281	532,060	0
OPERATING EXPENSES	ACTUAL FY 21-22	ACTUAL FY 22-23	ADOPTED FY 23-24	PROPOSED FY 24-25
61000 SALARIES & BENEFITS	0	324,494	506,680	0
62000 CONTRACTUALS	0	254,244	0	0
65000 FIXED CHARGES	0	16,543	25,380	0
TOTAL	0	595,281	532,060	0

American Rescue Plan Act

PLANNING & BUILDING		ACCOUNTING UNIT			
ARPA - PBA		18116013			
Account Code	LINE ITEM RESOURCES	ACTUAL FY 21-22	ACTUAL FY 22-23	ADOPTED FY 23-24	PROPOSED FY 24-25
61000	Salaries Regular	0	208,428	334,540	0
61040	Salaries Overtime	0	1,795	0	0
61100	Retirement-Employer Normal Cost	0	20,342	41,990	0
61102	Retirement- Employer Unfunded- Miscellaneous	0	47,161	44,020	0
61120	Medicare Insurance	0	2,850	4,850	0
61130	Health Insurance	0	32,824	79,440	0
61180	Worker Compensation Insurance	0	11,093	1,840	0
	SUBTOTAL SALARIES & BENEFITS	0	324,494	506,680	0
62300	Contract Services-Professional	0	254,244	0	0
	SUBTOTAL CONTRACTUALS	0	254,244	0	0
65040	IT Maintenance Charge	0	0	22,750	0
65100	Insurance Charges	0	14,402	2,280	0
65105	Benefits Overhead	0	2,141	350	0
	SUBTOTAL FIXED CHARGES	0	16,543	25,380	0
	TOTAL	0	595,281	532,060	0

PUBLIC WORKS AGENCY



**Public Works Agency
Position Summary**

Authorized Personnel	Funded FY 23-24	Workforce Changes	Funded FY 24-25
Accounting Assistant	3		3
Administrative Services Manager (MM)	2	(1)	1
Assistant Engineer	16	3	19
Assistant Instrument Technician	2		2
Assistant Park and Landscape Planner	1		1
Assistant Public Works Maintenance Manager (AM)	1		1
Assistant Traffic Operations Engineer	1		1
Associate Engineer	15		15
Associate Park and Landscape Planner	2	(1)	1
Building Maintenance Supervisor	2		2
Building Maintenance Technician	9	1	10
Civil Engineer***	5		5
Community Liaison	1		1
Construction Inspector	6		6
Corporate Yard Maintenance Attendant*	2		2
Data Entry Office Assistant	1		1
Deputy City Engineer (MM)	1		1
Deputy Public Works Director / City Engineer (MM)	1		1
Deputy Public Works Director / Maintenance Services Manager (MM)	1		1
Deputy Public Works Director / Parks & Fleet & and Facilities Manager (MM)	1		1
Deputy Public Works Director / Water Resources Manager (MM)	1		1
Engineering Aide	6		6
Engineering Technician	8	(1)	7
Enterprise Program Manager (AM)	1		1
Equipment Operator	5		5
Equipment Operator - Water Services	10		10
Executive Director of Public Works (EM)	1		1
Executive Secretary (UC)	1		1
Facilities Maintenance Manager (AM)	1		1
Fleet Parts Specialist	2		2
Fleet Services Manager (AM)	1		1
Fleet Services Supervisor	2		2
Fleet Services Technician II	9		9
Fleet Services Technician III	4		4
General Maintenance Assistant**	3	(1)	2
General Maintenance Leader**	1		1
General Maintenance Supervisor**	1		1
General Maintenance Worker**	8		8
Instrument Technician	1		1
Lead Accounting Assistant	1		1
Maintenance Worker II	14		14
Management Aide (UC)***	7	(1)	6
Management Analyst (UC)	6		6
NPDES Manager	1		1
Office Assistant***	1		1
Park and Landscape Design Manager	0	1	1
Park Services Inspection Supervisor	2		2
Park Services Inspector II	8		8
Park Services Superintendent (MM)	1		1
Principal Civil Engineer (MM)	4	1	5
Principal Management Analyst (AM)	1		1
Public Works Contracts Administrator	4	(2)	2
Public Works Crew Leader	4		4
Public Works Dispatcher	1		1
Public Works Projects Manager*	8		8
Public Works Projects Specialist	5	1	6
Public Works Safety Assistant	1		1

**Public Works Agency
Position Summary**

Authorized Personnel	Funded FY 23-24	Workforce Changes	Funded FY 24-25
Public Works Safety Coordinator	1		1
Records Specialist	1		1
Right of Way Coordinator	1		1
Sanitation Inspector II	4		4
Senior Accounting Assistant	8		8
Senior Civil Engineer	13	1	14
Senior Construction Inspector	2		2
Senior Engineer	1		1
Senior Management Analyst (AM)	2		2
Senior Office Assistant	8		8
Senior Water Services Supervisor	1		1
Solid Waste Enforcement Officer	3		3
Stock Clerk	1		1
Storekeeper	1		1
Stores and City Yard Property Specialist	1		1
Stormwater Coordinator	2		2
Street Lighting Maintenance Worker	2		2
Street Maintenance Supervisor	3		3
Systems Technician	1		1
Tree Maintenance Supervisor	1		1
Tree Trimmer	3		3
Water Conservation Specialist	1		1
Water Services Crew Leader	3		3
Water Services Meter Repairer II	6		6
Water Services Production Supervisor	1		1
Water Services Quality Coordinator	1		1
Water Services Quality Inspector	4		4
Water Services Quality Supervisor	1		1
Water Services Supervisor	3		3
Water Services Utility Inspector	2		2
Water Services Worker II	15		15
Water Systems Electrician	2		2
Water Systems Operator II	6		6
Water Systems Operator III	3		3
Funded Total	316	1	317

**Position(s) added in FY 23-24 First Quarter Report Reso #2023-067*

***Job Title Change in FY 23-24 Mid-Year Report Reso #2024-002*

****Organizational Change in FY 23-24 Mid-Year Report Reso #2024-003*

GENERAL FUND	67.61
CAPITAL PROJECT FUND	2.00
OTHER RESTRICTED FUND	8.58
ENTERPRISE FUND	137.60
INTERNAL SERVICE FUND	95.91
FEDERAL/STATE GRANTS	5.30
TOTAL FUNDED POSITIONS	317.00

**GENERAL FUND
DEPARTMENT RESOURCE SUMMARY**

PUBLIC WORKS

ACTIVITIES		ACTUAL FY 21-22	ACTUAL FY 22-23	ADOPTED FY 23-24	PROPOSED FY 24-25
EXPENDITURES					
01117017	PWA - SERVICE ENHANCEMENT	1,671,009	4,171,499	5,065,240	6,408,820
01117605	PUB WKS-CITY FCLTIES LIC AGRMT	9,699	55,062	45,000	45,610
01117606	PUB WKS DEVELOPMENT ENGINEERING	550,000	582,053	550,000	550,000
01117611	PWA - Construction Engineering	0	0	2,535,340	2,404,940
01117612	CIP Engineering	0	0	500,000	1,400,000
01117620	PUB WKS-TRAFFIC/TRANSPORTATION ENGINEERING-SERVICE ENHANCEMENT	2,803,996	4,261,397	5,703,110	6,620,160
01117621	PUB WKS-Bus Shelter Program – Service Enhancement	311,111	977,106	0	0
01117622	PWA RIGHT-OF-WAY	0	40,440	1,180,000	100,000
01117625	PUB WKS-ROADWAY MARKING/SIGNS	600,750	596,166	850,220	607,010
01117626	PUB WKS-SIDEWALKS-SERVICE ENHANCEMENT	500,000	1,000,000	1,500,000	1,100,000
01117630	PUB WKS-STREET LIGHT MAINTENAN-SERVICE ENHANCEMENT	3,084,920	3,173,602	3,358,000	3,293,190
01117642	PUB WKS-GRAFFITI ABATEMENT PROGRAM	1,642,448	2,085,339	2,146,170	2,170,940
01117643	PUB WKS-Pub Works Trees – Service Enhancement	3,726,652	3,807,727	4,298,080	4,623,390
01117644	PUB WKS-CROSSING GUARD-SERVICE ENHANCEMENT	930,187	912,773	1,063,030	1,072,880
01117650	PUB WKS-SARTC MAINTENANCE-SERVICE ENHANCEMENT	147	423,428	0	0
01117651	PARK MAINTENANCE SERV ENHCMENT	0	12,211,063	13,395,140	13,384,600
01117652	PWA - PARK SERVICE ENHANCEMENT	0	3,946,604	4,386,620	4,687,260
01117660	PWA_ Road Maintenance	0	550,319	3,500,000	3,500,000
	TOTAL EXPENDITURES	15,830,920	38,794,577	50,075,950	51,968,800
OPERATING EXPENSES		ACTUAL FY 21-22	ACTUAL FY 22-23	ADOPTED FY 23-24	PROPOSED FY 24-25
61000	SALARIES & BENEFITS	3,148,765	6,491,440	9,593,980	11,451,950
62000	CONTRACTUALS	8,550,892	22,885,836	25,485,100	23,619,550
63000	COMMODITIES	348,010	1,248,516	1,386,250	1,869,610
65000	FIXED CHARGES	2,812,418	4,140,282	5,072,600	6,404,840
66000	CAPITAL	0	3,007,871	6,930,000	7,631,140
67000	DEBT SERVICE	891,415	941,432	1,029,130	912,680
68000	TRANSFERS	79,420	79,200	78,890	79,030
69000	MISCELLANEOUS	0	0	500,000	0
	TOTAL	15,830,920	38,794,577	50,075,950	51,968,800

GENERAL FUND

PUBLIC WORKS		ACCOUNTING UNIT			
PWA - SERVICE ENHANCEMENT		01117017			
Account Code	LINE ITEM RESOURCES	ACTUAL FY 21-22	ACTUAL FY 22-23	ADOPTED FY 23-24	PROPOSED FY 24-25
61000	Salaries Regular	66,128	181,145	129,820	572,980
61040	Salaries Overtime	4,420	61,858	50,000	50,000
61100	Retirement-Employer Normal Cost	7,419	10,349	29,300	30,950
61120	Medicare Insurance	1,050	2,580	3,390	3,680
61130	Health Insurance	22,480	46,249	96,480	106,560
61170	Retiree Health Benefits	0	0	0	2,530
61180	Worker Compensation Insurance	0	9,552	3,810	8,690
	SUBTOTAL SALARIES & BENEFITS	101,497	311,734	312,800	775,390
62000	Utilities	0	600,593	0	0
62010	Communications	3,507	0	0	0
62300	Contract Services-Professional	558,804	1,304,467	2,574,740	1,840,160
62320	Maintenance & Repair Buildings	0	921,383	500,000	500,000
62321	Maintenance & Repair Improveme	0	30,530	0	0
	SUBTOTAL CONTRACTUALS	562,310	2,856,974	3,074,740	2,340,160
63001	Miscellaneous Operating Expenses	256	1,032	102,400	477,700
63202	Operating Materials & Supplies	0	0	0	36,910
63300	Gas & Diesel	3,560	981	2,500	0
	SUBTOTAL COMMODITIES	3,816	2,013	104,900	514,610
65000	Building Rental	14,627	0	0	0
65010	Rental City Equipment	32,360	6,356	0	0
65011	Equipment Replacement Charges	0	0	0	18,090
65012	Accident Repair & Replacement	210	77	0	0
65040	IT Maintenance Charge	21,495	16,730	22,750	23,750
65055	Communications- Landlines	0	0	0	3,310
65100	Insurance Charges	65,373	28,657	10,950	28,440
65105	Benefits Overhead	1,302	1,751	690	1,800
65210	Delivery Charges	302	0	0	0
65240	Public Works Administrative Ch	85,167	0	88,410	141,270
	SUBTOTAL FIXED CHARGES	220,835	53,571	122,800	216,660
66200	Buildings & Building Improvements	0	462,938	650,000	250,000
66220	Improvements Other Than Building	0	198,059	0	930,000
66400	Machinery & Equipment	0	286,210	800,000	1,132,000
66510	Computer Software	0	0	0	250,000
	SUBTOTAL CAPITAL	0	947,207	1,450,000	2,562,000
67004	Debt Service	582,739	0	0	0
67110	Interest-Debt Services	199,811	0	0	0
	SUBTOTAL DEBT SERVICE	782,550	0	0	0
	TOTAL	1,671,009	4,171,499	5,065,240	6,408,820

GENERAL FUND

PUBLIC WORKS		ACCOUNTING UNIT			
PUB WKS-CITY FCLTIES LIC AGRMT		01117605			
Account Code	LINE ITEM RESOURCES	ACTUAL FY 21-22	ACTUAL FY 22-23	ADOPTED FY 23-24	PROPOSED FY 24-25
62300	Contract Services-Professional	8,390	0	0	0
	SUBTOTAL CONTRACTUALS	8,390	0	0	0
63001	Miscellaneous Operating Expenses	146	0	0	0
	SUBTOTAL COMMODITIES	146	0	0	0
65205	Internal Departments Personnel	1,163	55,062	44,300	44,300
65240	Public Works Administrative Ch	0	0	700	1,310
	SUBTOTAL FIXED CHARGES	1,163	55,062	45,000	45,610
	TOTAL	9,699	55,062	45,000	45,610

GENERAL FUND

PUBLIC WORKS		ACCOUNTING UNIT			
PUB WKS DEVELOPMENT ENGINEERING		01117606			
Account Code	LINE ITEM RESOURCES	ACTUAL FY 21-22	ACTUAL FY 22-23	ADOPTED FY 23-24	PROPOSED FY 24-25
65205	Internal Departments Personnel	550,000	582,053	550,000	550,000
	SUBTOTAL FIXED CHARGES	550,000	582,053	550,000	550,000
	TOTAL	550,000	582,053	550,000	550,000

GENERAL FUND

PUBLIC WORKS		ACCOUNTING UNIT			
PWA - Construction Engineering		01117611			
Account Code	LINE ITEM RESOURCES	ACTUAL FY 21-22	ACTUAL FY 22-23	ADOPTED FY 23-24	PROPOSED FY 24-25
61000	Salaries Regular	0	0	764,370	803,370
61010	Salaries Cash Out/Separation	0	0	0	100,000
61020	Salaries Part-Time	0	0	105,270	129,000
61040	Salaries Overtime	0	0	215,000	215,000
61100	Retirement-Employer Normal Cost	0	0	68,590	88,100
61102	Retirement- Employer Unfunded- Miscellaneous	0	0	58,870	91,990
61110	Part-Time Retirement	0	0	3,950	4,840
61120	Medicare Insurance	0	0	12,570	13,500
61130	Health Insurance	0	0	163,320	188,160
61170	Retiree Health Benefits	0	0	0	7,950
61180	Worker Compensation Insurance	0	0	37,050	43,890
	SUBTOTAL SALARIES & BENEFITS	0	0	1,428,990	1,685,800
62010	Communications	0	0	0	10,000
62120	Training, Transportation, Meetings	0	0	1,800	1,800
62140	Membership, Subscription & Dues	0	0	4,980	4,980
62300	Contract Services-Professional	0	0	8,200	8,200
	SUBTOTAL CONTRACTUALS	0	0	14,980	24,980
63001	Miscellaneous Operating Expenses	0	0	40,000	16,000
63300	Gas & Diesel	0	0	22,990	22,990
	SUBTOTAL COMMODITIES	0	0	62,990	38,990
65000	Building Rental	0	0	35,880	40,350
65010	Rental City Equipment	0	0	40,840	44,070
65012	Accident Repair & Replacement	0	0	370	810
65040	IT Maintenance Charge	0	0	0	47,500
65055	Communications- Landlines	0	0	0	6,610
65100	Insurance Charges	0	0	106,700	143,680
65105	Benefits Overhead	0	0	6,680	9,100
65240	Public Works Administrative Ch	0	0	452,170	227,410
	SUBTOTAL FIXED CHARGES	0	0	642,640	519,530
66200	Buildings & Building Improvements	0	0	150,000	0
66400	Machinery & Equipment	0	0	0	133,000
66410	Vehicle Purchase	0	0	200,000	0
66511	Computer Software Subscriptions	0	0	0	2,640
	SUBTOTAL CAPITAL	0	0	350,000	135,640
67200	Principal-Leases	0	0	1,700	0
67301	POB Principal-Misc	0	0	12,050	0
67311	POB Interest - Misc	0	0	21,990	0
	SUBTOTAL DEBT SERVICE	0	0	35,740	0
	TOTAL	0	0	2,535,340	2,404,940

GENERAL FUND

PUBLIC WORKS		ACCOUNTING UNIT			
CIP Engineering		01117612			
Account Code	LINE ITEM RESOURCES	ACTUAL FY 21-22	ACTUAL FY 22-23	ADOPTED FY 23-24	PROPOSED FY 24-25
61000	Salaries Regular	0	0	0	697,680
61010	Salaries Cash Out/Separation	0	0	0	100,000
	SUBTOTAL SALARIES & BENEFITS	0	0	0	797,680
65000	Building Rental	0	0	0	18,650
65010	Rental City Equipment	0	0	0	4,630
65011	Equipment Replacement Charges	0	0	0	360
65012	Accident Repair & Replacement	0	0	0	100
65040	IT Maintenance Charge	0	0	0	21,630
65055	Communications- Landlines	0	0	0	3,010
65100	Insurance Charges	0	0	0	47,030
65105	Benefits Overhead	0	0	0	2,980
65240	Public Works Administrative Ch	0	0	0	503,930
	SUBTOTAL FIXED CHARGES	0	0	0	602,320
69011	Reserve Appropriation	0	0	500,000	0
	SUBTOTAL MISCELLANEOUS	0	0	500,000	0
	TOTAL	0	0	500,000	1,400,000

GENERAL FUND

PUBLIC WORKS

ACCOUNTING UNIT

PWA RIGHT-OF-WAY

01117622

Account Code	LINE ITEM RESOURCES	ACTUAL FY 21-22	ACTUAL FY 22-23	ADOPTED FY 23-24	PROPOSED FY 24-25
62300	Contract Services-Professional	0	40,440	1,180,000	100,000
	SUBTOTAL CONTRACTUALS	0	40,440	1,180,000	100,000
	TOTAL	0	40,440	1,180,000	100,000

GENERAL FUND

PUBLIC WORKS

ACCOUNTING UNIT

PUB WKS-SIDEWALKS-SERVICE ENHANCEMENT

01117626

Account Code	LINE ITEM RESOURCES	ACTUAL FY 21-22	ACTUAL FY 22-23	ADOPTED FY 23-24	PROPOSED FY 24-25
62300	Contract Services-Professional	500,000	0	1,500,000	1,100,000
	SUBTOTAL CONTRACTUALS	500,000	0	1,500,000	1,100,000
66220	Improvements Other Than Building	0	1,000,000	0	0
	SUBTOTAL CAPITAL	0	1,000,000	0	0
	TOTAL	500,000	1,000,000	1,500,000	1,100,000

GENERAL FUND

PUBLIC WORKS		ACCOUNTING UNIT			
PUB WKS-CROSSING GUARD-SERVICE ENHANCEMENT		01117644			
Account Code	LINE ITEM RESOURCES	ACTUAL FY 21-22	ACTUAL FY 22-23	ADOPTED FY 23-24	PROPOSED FY 24-25
61020	Salaries Part-Time	31,489	20,655	38,640	41,510
61110	Part-Time Retirement	1,181	763	1,450	1,560
61120	Medicare Insurance	457	299	560	600
61180	Worker Compensation Insurance	0	1,182	1,820	990
	SUBTOTAL SALARIES & BENEFITS	33,126	22,900	42,470	44,660
62300	Contract Services-Professional	897,061	886,109	999,310	999,310
	SUBTOTAL CONTRACTUALS	897,061	886,109	999,310	999,310
65100	Insurance Charges	0	3,547	5,210	3,240
65105	Benefits Overhead	0	217	330	210
65240	Public Works Administrative Ch	0	0	15,710	25,460
	SUBTOTAL FIXED CHARGES	0	3,764	21,250	28,910
	TOTAL	930,187	912,773	1,063,030	1,072,880

GENERAL FUND

PUBLIC WORKS		ACCOUNTING UNIT			
PARK MAINTENANCE SERV ENHCMENT		01117651			
Account Code	LINE ITEM RESOURCES	ACTUAL FY 21-22	ACTUAL FY 22-23	ADOPTED FY 23-24	PROPOSED FY 24-25
61000	Salaries Regular	0	886,480	993,400	1,169,690
61010	Salaries Cash Out/Separation	0	19,534	0	13,510
61020	Salaries Part-Time	0	223,948	327,490	350,310
61040	Salaries Overtime	0	65,503	55,000	65,000
61100	Retirement-Employer Normal Cost	0	60,294	95,100	101,540
61110	Part-Time Retirement	0	7,701	12,280	13,140
61120	Medicare Insurance	0	16,158	19,110	21,990
61130	Health Insurance	0	173,997	233,040	220,480
61170	Retiree Health Benefits	0	1,215	2,620	11,300
61180	Worker Compensation Insurance	0	64,900	69,610	53,260
	SUBTOTAL SALARIES & BENEFITS	0	1,519,730	1,807,650	2,020,220
62000	Utilities	0	1,674,569	1,514,100	1,514,100
62010	Communications	0	25,421	13,760	34,700
62120	Training, Transportation, Meetings	0	9,060	6,000	10,000
62140	Membership, Subscription & Dues	0	5,152	3,000	5,000
62251	Other Agency Services	0	64,202	80,000	70,000
62300	Contract Services-Professional	0	172,739	2,170,000	1,978,300
62320	Maintenance & Repair Buildings	0	6,224,220	4,674,450	4,802,860
	SUBTOTAL CONTRACTUALS	0	8,175,363	8,461,310	8,414,960
63001	Miscellaneous Operating Expenses	0	53,443	97,650	200,000
63200	Operating Materials & Supplies	0	765,577	775,000	775,000
63300	Gas & Diesel	0	67,470	70,000	70,000
	SUBTOTAL COMMODITIES	0	886,489	942,650	1,045,000
65000	Building Rental	0	543,870	543,870	611,580
65010	Rental City Equipment	0	318,595	233,180	251,610
65011	Equipment Replacement Charges	0	11,514	25,090	56,340
65012	Accident Repair & Replacement	0	5,866	790	1,730
65020	City Yard Rental	0	107,560	129,670	142,330
65040	IT Maintenance Charge	0	61,350	68,260	65,310
65055	Communications- Landlines	0	0	0	9,090
65100	Insurance Charges	0	194,700	200,460	174,360
65105	Benefits Overhead	0	11,898	12,550	11,040
65240	Public Works Administrative Ch	0	0	330,760	435,630
	SUBTOTAL FIXED CHARGES	0	1,255,353	1,544,630	1,759,020
66200	Buildings & Building Improvements	0	0	150,000	100,000
66220	Improvements Other Than Building	0	245,964	0	0
66400	Machinery & Equipment	0	71,139	440,000	0
66511	Computer Software Subscriptions	0	114	0	500
	SUBTOTAL CAPITAL	0	317,216	590,000	100,500
67003	Loan Payment-OBF	0	56,911	48,900	44,900
	SUBTOTAL DEBT SERVICE	0	56,911	48,900	44,900
	TOTAL	0	12,211,063	13,395,140	13,384,600

GENERAL FUND

PUBLIC WORKS		ACCOUNTING UNIT			
PWA - PARK SERVICE ENHANCEMENT		01117652			
Account Code	LINE ITEM RESOURCES	ACTUAL FY 21-22	ACTUAL FY 22-23	ADOPTED FY 23-24	PROPOSED FY 24-25
61000	Salaries Regular	0	806,642	920,980	980,370
61010	Salaries Cash Out/Separation	0	5,256	0	0
61040	Salaries Overtime	0	72,885	0	0
61100	Retirement-Employer Normal Cost	0	59,070	89,350	107,670
61120	Medicare Insurance	0	12,138	13,340	14,200
61130	Health Insurance	0	197,212	262,080	295,560
61170	Retiree Health Benefits	0	0	0	9,680
61180	Worker Compensation Insurance	0	46,579	0	38,690
	SUBTOTAL SALARIES & BENEFITS	0	1,199,782	1,285,750	1,446,170
62300	Contract Services-Professional	0	0	1,450,550	0
62320	Maintenance & Repair Buildings	0	2,598,547	1,080,700	2,831,250
	SUBTOTAL CONTRACTUALS	0	2,598,547	2,531,250	2,831,250
65040	IT Maintenance Charge	0	0	68,260	71,240
65055	Communications- Landlines	0	0	0	9,920
65100	Insurance Charges	0	139,736	0	126,660
65105	Benefits Overhead	0	8,540	0	8,020
65240	Public Works Administrative Ch	0	0	201,360	194,000
	SUBTOTAL FIXED CHARGES	0	148,275	269,620	409,840
66400	Machinery & Equipment	0	0	300,000	0
	SUBTOTAL CAPITAL	0	0	300,000	0
	TOTAL	0	3,946,604	4,386,620	4,687,260

GENERAL FUND

PUBLIC WORKS

ACCOUNTING UNIT

PWA_ Road Maintenance

01117660

Account Code	LINE ITEM RESOURCES	ACTUAL FY 21-22	ACTUAL FY 22-23	ADOPTED FY 23-24	PROPOSED FY 24-25
62300	Contract Services-Professional	0	508,394	0	0
	SUBTOTAL CONTRACTUALS	0	508,394	0	0
66220	Improvements Other Than Building	0	41,925	3,500,000	3,500,000
	SUBTOTAL CAPITAL	0	41,925	3,500,000	3,500,000
	TOTAL	0	550,319	3,500,000	3,500,000

GENERAL FUND

PUBLIC WORKS		ACCOUNTING UNIT			
PUB WKS REVENUES		01117002			
Account Code	LINE ITEM RESOURCES	ACTUAL FY 21-22	ACTUAL FY 22-23	ADOPTED FY 23-24	PROPOSED FY 24-25
51004	Bus Shelter Fees	37,500	0	0	0
51608	News box Permit Fees	18,698	19,641	19,640	19,800
51609	Outdoor Dining Permits	0	1,529	0	0
51703	Sewer Construction Permits	0	49,728	20,000	50,000
51704	Street Construction Permits	0	1,498,648	1,400,000	1,400,000
53741	Small Cell Compliance Inspection Fee	42,829	28,649	45,000	45,000
53747	Honorary Street Naming App-Fabrication & Install	0	1,562	0	0
56305	Engineering Service Charge	0	56,065	0	0
57000	Expense Reimbursement	0	0	20,000	0
57010	Miscellaneous Recoveries	6,990	878,889	0	0
57791	Overhead-Water	4,537,900	4,537,900	4,537,900	4,537,900
57797	PWA Digital Billboards/Banners	0	0	1,180,000	100,000
57991	Miscellaneous Receipts	6,024	6,701	2,000	5,300
59000	Transfer From Fund 029-Gax Tax	0	0	10,000	10,000
59000	Transfer From Fund 162	6,141	0	0	0
	SUBTOTAL REVENUES	4,656,082	7,079,311	7,234,540	6,168,000
	TOTAL	4,656,082	7,079,311	7,234,540	6,168,000

GENERAL FUND

PUBLIC WORKS		ACCOUNTING UNIT			
PUB WKS-TRAFFIC/TRANSPORTATION ENGINEERING-SERVICE ENHANCEMENT		01117620			
Account Code	LINE ITEM RESOURCES	ACTUAL FY 21-22	ACTUAL FY 22-23	ADOPTED FY 23-24	PROPOSED FY 24-25
61000	Salaries Regular	1,055,173	1,441,162	2,151,420	1,654,900
61010	Salaries Cash Out/Separation	8,141	0	0	0
61020	Salaries Part-Time	136,562	175,196	192,040	258,460
61040	Salaries Overtime	34,416	14,109	4,000	0
61100	Retirement-Employer Normal Cost	58,413	93,314	119,160	129,250
61110	Part-Time Retirement	5,119	6,482	7,200	9,690
61120	Medicare Insurance	17,425	22,419	24,200	27,670
61130	Health Insurance	156,016	188,267	208,670	243,760
61170	Retiree Health Benefits	2,132	2,098	2,350	15,820
61180	Worker Compensation Insurance	75,940	93,093	68,520	77,530
	SUBTOTAL SALARIES & BENEFITS	1,549,336	2,036,141	2,777,560	2,417,080
62010	Communications	20,108	18,912	14,010	7,800
62120	Training, Transportation, Meetings	7,346	17,134	20,500	5,500
62140	Membership, Subscription & Dues	3,535	7,910	5,500	5,500
62300	Contract Services-Professional	206,042	247,110	1,239,800	1,613,190
62321	Maintenance & Repair Improve	0	790,452	0	0
	SUBTOTAL CONTRACTUALS	237,031	1,081,518	1,279,810	1,631,990
63001	Miscellaneous Operating Expenses	47,168	80,363	50,000	50,000
63300	Gas & Diesel	4,769	8,407	5,300	0
	SUBTOTAL COMMODITIES	51,937	88,770	55,300	50,000
65000	Building Rental	148,900	181,100	181,100	203,650
65010	Rental City Equipment	74,175	77,808	0	0
65011	Equipment Replacement Charges	44,270	10,644	24,780	23,220
65012	Accident Repair & Replacement	1,683	2,124	1,110	2,430
65040	IT Maintenance Charge	78,940	63,020	69,510	72,550
65055	Communications- Landlines	0	0	0	10,100
65100	Insurance Charges	200,820	279,278	197,310	253,800
65105	Benefits Overhead	4,710	17,067	12,360	16,070
65210	Delivery Charges	1,020	0	0	0
65240	Public Works Administrative Ch	328,600	328,600	284,180	522,300
	SUBTOTAL FIXED CHARGES	883,118	959,642	770,350	1,104,120
66220	Improvements Other Than Building	0	12,972	675,000	1,300,000
66511	Computer Software Subscriptions	0	0	64,500	32,500
	SUBTOTAL CAPITAL	0	12,972	739,500	1,332,500
67200	Principal-Leases	2,740	2,825	1,700	5,440
67210	Interest-Leases	414	329	0	0
	SUBTOTAL DEBT SERVICE	3,154	3,154	1,700	5,440
68000	Transfer to Fund 404 (Police Bldg/Ross Annex Debt)	79,420	79,200	78,890	79,030
	SUBTOTAL TRANSFERS	79,420	79,200	78,890	79,030
	TOTAL	2,803,996	4,261,397	5,703,110	6,620,160

GENERAL FUND

PUBLIC WORKS		ACCOUNTING UNIT			
PUB WKS-Bus Shelter Program – Service Enhancement		01117621			
Account Code	LINE ITEM RESOURCES	ACTUAL FY 21-22	ACTUAL FY 22-23	ADOPTED FY 23-24	PROPOSED FY 24-25
62300	Contract Services-Professional	311,111	796,622	0	0
	SUBTOTAL CONTRACTUALS	311,111	796,622	0	0
66220	Improvements Other Than Building	0	180,484	0	0
	SUBTOTAL CAPITAL	0	180,484	0	0
	TOTAL	311,111	977,106	0	0

GENERAL FUND

PUBLIC WORKS		ACCOUNTING UNIT			
PUB WKS-ROADWAY MARKING/SIGNS		01117625			
Account Code	LINE ITEM RESOURCES	ACTUAL FY 21-22	ACTUAL FY 22-23	ADOPTED FY 23-24	PROPOSED FY 24-25
62300	Contract Services-Professional	491,961	561,356	793,000	543,000
	SUBTOTAL CONTRACTUALS	491,961	561,356	793,000	543,000
63001	Miscellaneous Operating Expenses	101,589	27,609	50,000	50,000
	SUBTOTAL COMMODITIES	101,589	27,609	50,000	50,000
65240	Public Works Administrative Ch	7,200	7,200	7,220	14,010
	SUBTOTAL FIXED CHARGES	7,200	7,200	7,220	14,010
	TOTAL	600,750	596,166	850,220	607,010

GENERAL FUND

PUBLIC WORKS		ACCOUNTING UNIT			
PUB WKS-STREET LIGHT MAINTENAN-SERVICE ENHANCEMENT		01117630			
Account Code	LINE ITEM RESOURCES	ACTUAL FY 21-22	ACTUAL FY 22-23	ADOPTED FY 23-24	PROPOSED FY 24-25
61000	Salaries Regular	137,727	180,503	178,290	198,810
61040	Salaries Overtime	4,789	4,535	0	0
61100	Retirement-Employer Normal Cost	11,944	12,505	21,660	23,510
61120	Medicare Insurance	2,057	3,367	2,590	2,880
61130	Health Insurance	31,031	42,933	44,560	49,690
61170	Retiree Health Benefits	5	40	80	1,980
61180	Worker Compensation Insurance	6,850	10,438	7,920	8,660
	SUBTOTAL SALARIES & BENEFITS	194,403	254,320	255,100	285,530
62000	Utilities	2,139,543	1,235,739	1,400,000	1,400,000
62300	Contract Services-Professional	3,005	104,148	24,000	24,000
62321	Maintenance & Repair Improve	392,641	377,010	470,000	470,000
	SUBTOTAL CONTRACTUALS	2,535,188	1,716,897	1,894,000	1,894,000
63001	Miscellaneous Operating Expenses	80,988	123,583	70,000	70,000
	SUBTOTAL COMMODITIES	80,988	123,583	70,000	70,000
65010	Rental City Equipment	6,621	0	40,580	43,790
65012	Accident Repair & Replacement	153	0	0	0
65040	IT Maintenance Charge	7,770	11,160	11,600	12,110
65055	Communications- Landlines	0	0	0	1,690
65100	Insurance Charges	18,120	31,313	22,800	28,340
65105	Benefits Overhead	460	1,914	1,430	1,800
65210	Delivery Charges	70	0	0	0
65240	Public Works Administrative Ch	136,900	136,900	120,490	96,120
	SUBTOTAL FIXED CHARGES	170,094	181,286	196,900	183,850
66220	Improvements Other Than Building	0	17,614	0	0
	SUBTOTAL CAPITAL	0	17,614	0	0
67003	Loan Payment-OBF	104,246	97,352	142,000	77,260
67004	Debt Service	0	602,145	800,000	782,550
67110	Interest-Debt Services	0	180,406	0	0
	SUBTOTAL DEBT SERVICE	104,246	879,903	942,000	859,810
	TOTAL	3,084,920	3,173,602	3,358,000	3,293,190

GENERAL FUND

PUBLIC WORKS		ACCOUNTING UNIT			
PUB WKS-GRAFFITI ABATEMENT PROGRAM		01117642			
Account Code	LINE ITEM RESOURCES	ACTUAL FY 21-22	ACTUAL FY 22-23	ADOPTED FY 23-24	PROPOSED FY 24-25
61000	Salaries Regular	48,098	52,000	52,560	60,090
61020	Salaries Part-Time	0	0	27,020	27,020
61040	Salaries Overtime	491	3,089	0	0
61100	Retirement-Employer Normal Cost	5,667	5,602	6,600	7,350
61110	Part-Time Retirement	0	0	1,010	1,010
61120	Medicare Insurance	755	833	1,150	1,260
61130	Health Insurance	8,497	12,258	12,640	14,270
61170	Retiree Health Benefits	0	0	0	600
61180	Worker Compensation Insurance	3,920	3,126	2,770	2,490
	SUBTOTAL SALARIES & BENEFITS	67,427	76,908	103,750	114,090
62010	Communications	503	0	750	0
62300	Contract Services-Professional	1,535,558	1,901,818	1,983,000	1,983,000
	SUBTOTAL CONTRACTUALS	1,536,061	1,901,818	1,983,750	1,983,000
63001	Miscellaneous Operating Expenses	290	1,605	1,900	2,000
63300	Gas & Diesel	0	0	0	500
	SUBTOTAL COMMODITIES	290	1,605	1,900	2,500
65011	Equipment Replacement Charges	0	0	0	2,450
65040	IT Maintenance Charge	3,740	3,630	3,700	3,860
65055	Communications- Landlines	0	0	0	540
65100	Insurance Charges	10,380	9,379	7,960	8,170
65105	Benefits Overhead	120	573	500	520
65210	Delivery Charges	30	0	0	0
65240	Public Works Administrative Ch	24,400	24,400	44,510	55,710
	SUBTOTAL FIXED CHARGES	38,670	37,982	56,670	71,250
66400	Machinery & Equipment	0	67,025	0	0
66511	Computer Software Subscriptions	0	0	100	100
	SUBTOTAL CAPITAL	0	67,025	100	100
	TOTAL	1,642,448	2,085,339	2,146,170	2,170,940

GENERAL FUND

PUBLIC WORKS		ACCOUNTING UNIT			
PUB WKS-Pub Works Trees – Service Enhancement		01117643			
Account Code	LINE ITEM RESOURCES	ACTUAL FY 21-22	ACTUAL FY 22-23	ADOPTED FY 23-24	PROPOSED FY 24-25
61000	Salaries Regular	776,498	698,468	818,860	971,040
61010	Salaries Cash Out/Separation	1,190	7,657	27,820	121,140
61020	Salaries Part-Time	22,491	18,047	61,290	61,290
61040	Salaries Overtime	110,199	95,239	255,000	255,000
61100	Retirement-Employer Normal Cost	68,685	56,619	98,740	102,300
61110	Part-Time Retirement	636	665	2,300	2,300
61120	Medicare Insurance	12,180	10,873	14,000	14,930
61130	Health Insurance	162,228	140,914	255,960	293,400
61170	Retiree Health Benefits	0	0	0	9,560
61180	Worker Compensation Insurance	48,870	41,444	45,940	34,370
	SUBTOTAL SALARIES & BENEFITS	1,202,976	1,069,926	1,579,910	1,865,330
62010	Communications	8,232	7,954	16,050	0
62120	Training, Transportation, Meetings	0	410	2,600	2,600
62140	Membership, Subscription & Dues	0	1,071	2,600	2,600
62300	Contract Services-Professional	1,433,628	1,728,600	1,699,100	1,699,100
62321	Maintenance & Repair Improve	29,917	22,937	50,000	50,000
62322	Maintenance & Repair Machinery	0	827	2,600	2,600
	SUBTOTAL CONTRACTUALS	1,471,777	1,761,799	1,772,950	1,756,900
63001	Miscellaneous Operating Expenses	51,597	50,146	51,750	51,750
63300	Gas & Diesel	57,499	68,299	46,760	46,760
	SUBTOTAL COMMODITIES	109,096	118,445	98,510	98,510
65010	Rental City Equipment	177,572	215,850	255,680	275,890
65011	Equipment Replacement Charges	164,000	66,945	84,690	178,890
65012	Accident Repair & Replacement	5,976	6,137	2,060	4,520
65020	City Yard Rental	25,620	25,620	30,890	33,910
65040	IT Maintenance Charge	96,090	72,510	79,640	83,120
65055	Communications- Landlines	0	0	0	11,570
65100	Insurance Charges	129,240	124,333	132,290	112,510
65105	Benefits Overhead	4,980	7,598	8,280	7,120
65210	Delivery Charges	760	0	0	0
65240	Public Works Administrative Ch	337,100	337,100	251,990	192,190
	SUBTOTAL FIXED CHARGES	941,338	856,093	845,520	899,720
66511	Computer Software Subscriptions	0	0	400	400
	SUBTOTAL CAPITAL	0	0	400	400
67200	Principal-Leases	1,272	1,312	790	2,530
67210	Interest-Leases	192	153	0	0
	SUBTOTAL DEBT SERVICE	1,464	1,464	790	2,530
	TOTAL	3,726,652	3,807,727	4,298,080	4,623,390

GENERAL FUND

PUBLIC WORKS		ACCOUNTING UNIT			
PUB WKS-SARTC MAINTENANCE-SERVICE ENHANCEMENT		01117650			
Account Code	LINE ITEM RESOURCES	ACTUAL FY 21-22	ACTUAL FY 22-23	ADOPTED FY 23-24	PROPOSED FY 24-25
63001	Miscellaneous Operating Expenses	147	0	0	0
	SUBTOTAL COMMODITIES	147	0	0	0
66200	Buildings & Building Improvements	0	153,294	0	0
66220	Improvements Other Than Building	0	270,134	0	0
	SUBTOTAL CAPITAL	0	423,428	0	0
	TOTAL	147	423,428	0	0

**SPECIAL GAS TAX
DEPARTMENT RESOURCE SUMMARY**

PUBLIC WORKS

ACTIVITIES		ACTUAL FY 21-22	ACTUAL FY 22-23	ADOPTED FY 23-24	PROPOSED FY 24-25
REVENUES					
52300	HWY User Tax Allocation (2105)	1,811,961	1,778,135	2,036,910	1,959,380
52301	HWY User Tax Allocation (2106)	1,127,760	1,123,143	1,264,500	86,720
52302	HWY User Tax Allocation (2107)	2,161,180	2,421,806	2,446,600	2,672,090
52320	HWY User Tax Allocation (2103) State TCRF	2,543,517	2,521,029	3,075,960	2,928,400
52321	Road Maintenance & Rehab Acct RMRA	6,569,787	6,927,578	7,673,410	8,039,480
56300	Engineering Cost Allocation	10,000	10,525	10,000	10,000
58000	Earning On Investments	214,368	262,105	0	0
58002	Net Increase (Decrease) In Fai	(1,880,388)	(949,028)	0	0
58005	Investment Income-Trustee	5	5	0	0
	TOTAL REVENUES	12,558,190	14,095,298	16,507,380	15,696,070
EXPENDITURES					
02917019	GAS TAX INTERFUND TRANSFER	4,848,715	5,463,414	7,683,410	8,049,480
02917021	2019 GASTAX REV REFUND BONDS	3,244,400	3,239,950	3,232,280	3,237,030
02917620	TRAFFIC SIGNAL MAINTENANCE	2,366,174	1,235,654	2,632,460	2,318,740
02917635	MEDIAN LANDSCAPING	2,035,112	992,761	1,182,790	1,185,780
02917660	ROADWAY MAINTENANCE	3,166,273	1,137,119	2,003,350	1,385,960
	TOTAL EXPENDITURES	15,660,673	12,068,899	16,734,290	16,176,990
OPERATING EXPENSES		ACTUAL FY 21-22	ACTUAL FY 22-23	ADOPTED FY 23-24	PROPOSED FY 24-25
61000	SALARIES & BENEFITS	1,663,221	586,561	820,110	816,670
62000	CONTRACTUALS	5,519,557	1,989,444	4,463,800	3,572,660
63000	COMMODITIES	93	1,951	4,600	4,600
65000	FIXED CHARGES	368,265	398,163	510,370	474,680
66000	CAPITAL	10,012	364,012	0	0
67000	DEBT SERVICE	3,243,400	3,236,500	3,229,880	3,234,630
68000	TRANSFERS	4,856,125	5,492,268	7,705,530	8,073,750
	TOTAL	15,660,673	12,068,899	16,734,290	16,176,990

SPECIAL GAS TAX

PUBLIC WORKS		ACCOUNTING UNIT			
2019 GASTAX REV REFUND BONDS		02917021			
Account Code	LINE ITEM RESOURCES	ACTUAL FY 21-22	ACTUAL FY 22-23	ADOPTED FY 23-24	PROPOSED FY 24-25
62300	Contract Services-Professional	0	2,350	1,200	1,200
62401	Trustee Fee	1,000	1,100	1,200	1,200
	SUBTOTAL CONTRACTUALS	1,000	3,450	2,400	2,400
67300	Bond Principal	1,345,000	1,400,000	1,465,000	1,545,000
67310	Bond Interest	1,898,400	1,836,500	1,764,880	1,689,630
	SUBTOTAL DEBT SERVICE	3,243,400	3,236,500	3,229,880	3,234,630
	TOTAL	3,244,400	3,239,950	3,232,280	3,237,030

SPECIAL GAS TAX

PUBLIC WORKS		ACCOUNTING UNIT			
SPECIAL GAS TAX FUND		02917002			
Account Code	LINE ITEM RESOURCES	ACTUAL FY 21-22	ACTUAL FY 22-23	ADOPTED FY 23-24	PROPOSED FY 24-25
52300	HWY User Tax Allocation (2105)	1,811,961	1,778,135	2,036,910	1,959,380
52301	HWY User Tax Allocation (2106)	1,127,760	1,123,143	1,264,500	86,720
52302	HWY User Tax Allocation (2107)	2,161,180	2,421,806	2,446,600	2,672,090
52320	HWY User Tax Allocation (2103) State TCRF	2,543,517	2,521,029	3,075,960	2,928,400
52321	Road Maintenance & Rehab Acct RMRA	6,569,787	6,927,578	7,673,410	8,039,480
56300	Engineering Cost Allocation	10,000	10,525	10,000	10,000
58000	Earning On Investments	214,368	262,105	0	0
58002	Net Increase (Decrease) In Fai	(1,880,388)	(949,028)	0	0
58005	Investment Income-Trustee	5	5	0	0
	SUBTOTAL REVENUES	12,558,190	14,095,298	16,507,380	15,696,070
	TOTAL	12,558,190	14,095,298	16,507,380	15,696,070

SPECIAL GAS TAX

PUBLIC WORKS		ACCOUNTING UNIT			
GAS TAX INTERFUND TRANSFER		02917019			
Account Code	LINE ITEM RESOURCES	ACTUAL FY 21-22	ACTUAL FY 22-23	ADOPTED FY 23-24	PROPOSED FY 24-25
68000	Transfer to Fund 011	0	0	10,000	0
68000	Transfer to Fund 059	4,848,715	5,453,414	7,673,410	8,039,480
68000	Transfer to Fund 086	0	10,000	0	10,000
	SUBTOTAL TRANSFERS	4,848,715	5,463,414	7,683,410	8,049,480
	TOTAL	4,848,715	5,463,414	7,683,410	8,049,480

SPECIAL GAS TAX

PUBLIC WORKS		ACCOUNTING UNIT			
TRAFFIC SIGNAL MAINTENANCE		02917620			
Account Code	LINE ITEM RESOURCES	ACTUAL FY 21-22	ACTUAL FY 22-23	ADOPTED FY 23-24	PROPOSED FY 24-25
61000	Salaries Regular	482,267	357,292	519,300	573,750
61020	Salaries Part-Time	12	0	0	0
61040	Salaries Overtime	3,278	7,934	0	0
61100	Retirement-Employer Normal Cost	30,399	19,328	37,430	39,620
61102	Retirement- Employer Unfunded- Miscellaneous	92,474	53,232	51,270	32,510
61110	Part-Time Retirement	0	0	0	0
61120	Medicare Insurance	6,915	5,083	7,490	8,280
61130	Health Insurance	54,801	27,268	68,850	71,320
61170	Retiree Health Benefits	0	80	160	5,440
61180	Worker Compensation Insurance	20,810	21,193	27,730	17,140
	SUBTOTAL SALARIES & BENEFITS	690,957	491,411	712,230	748,060
62000	Utilities	259,554	13,635	200,000	200,000
62300	Contract Services-Professional	44,771	203,847	253,800	253,800
62321	Maintenance & Repair Improveme	1,078,248	197,939	1,100,800	709,660
	SUBTOTAL CONTRACTUALS	1,382,573	415,421	1,554,600	1,163,460
63001	Miscellaneous Operating Expenses	47	543	3,000	3,000
	SUBTOTAL COMMODITIES	47	543	3,000	3,000
65020	City Yard Rental	7,780	7,780	9,380	10,300
65040	IT Maintenance Charge	16,520	22,310	23,210	24,220
65055	Communications- Landlines	0	0	0	3,370
65100	Insurance Charges	55,020	63,580	79,850	56,100
65105	Benefits Overhead	970	3,885	5,000	3,550
65210	Delivery Charges	180	0	0	0
65240	Public Works Administrative Ch	59,400	59,400	59,400	68,400
65400	Indirect Costs	146,612	147,513	167,530	218,250
	SUBTOTAL FIXED CHARGES	286,482	304,468	344,370	384,190
68001	POB Misc Xfer to Fund 406	6,115	23,811	18,260	20,030
	SUBTOTAL TRANSFERS	6,115	23,811	18,260	20,030
	TOTAL	2,366,174	1,235,654	2,632,460	2,318,740

SPECIAL GAS TAX

PUBLIC WORKS		ACCOUNTING UNIT			
MEDIAN LANDSCAPING		02917635			
Account Code	LINE ITEM RESOURCES	ACTUAL FY 21-22	ACTUAL FY 22-23	ADOPTED FY 23-24	PROPOSED FY 24-25
61000	Salaries Regular	47,197	33,360	26,460	22,160
61010	Salaries Cash Out/Separation	0	0	1,250	1,250
61040	Salaries Overtime	1,345	943	0	0
61100	Retirement-Employer Normal Cost	4,080	939	3,320	2,710
61102	Retirement- Employer Unfunded- Miscellaneous	12,728	2,176	2,750	2,390
61120	Medicare Insurance	704	487	380	320
61130	Health Insurance	3,369	1,198	1,530	3,540
61170	Retiree Health Benefits	0	0	0	220
61180	Worker Compensation Insurance	2,280	1,895	2,710	1,600
	SUBTOTAL SALARIES & BENEFITS	71,703	40,997	38,400	34,190
62000	Utilities	469,054	135,990	82,800	82,800
62300	Contract Services-Professional	253,790	95,055	150,000	150,000
62320	Maintenance & Repair Buildings	1,198,747	679,866	874,000	874,000
	SUBTOTAL CONTRACTUALS	1,921,591	910,912	1,106,800	1,106,800
65040	IT Maintenance Charge	2,880	2,790	1,420	1,480
65055	Communications- Landlines	0	0	0	210
65100	Insurance Charges	6,040	5,685	7,810	5,240
65105	Benefits Overhead	190	347	490	330
65240	Public Works Administrative Ch	17,400	17,400	17,400	26,980
65400	Indirect Costs	14,660	12,109	8,540	8,430
	SUBTOTAL FIXED CHARGES	41,170	38,331	35,660	42,670
68001	POB Misc Xfer to Fund 406	647	2,521	1,930	2,120
	SUBTOTAL TRANSFERS	647	2,521	1,930	2,120
	TOTAL	2,035,112	992,761	1,182,790	1,185,780

SPECIAL GAS TAX

PUBLIC WORKS		ACCOUNTING UNIT			
ROADWAY MAINTENANCE		02917660			
Account Code	LINE ITEM RESOURCES	ACTUAL FY 21-22	ACTUAL FY 22-23	ADOPTED FY 23-24	PROPOSED FY 24-25
61000	Salaries Regular	587,625	38,105	26,460	22,160
61010	Salaries Cash Out/Separation	0	0	1,250	1,250
61040	Salaries Overtime	132,457	4,704	0	0
61100	Retirement-Employer Normal Cost	45,651	1,563	3,320	2,710
61102	Retirement- Employer Unfunded- Miscellaneous	12,728	3,625	2,750	2,390
61120	Medicare Insurance	10,316	640	380	320
61130	Health Insurance	109,503	3,076	1,530	3,540
61170	Retiree Health Benefits	0	0	0	220
61180	Worker Compensation Insurance	2,280	2,440	33,790	1,830
	SUBTOTAL SALARIES & BENEFITS	900,560	54,152	69,480	34,420
62300	Contract Services-Professional	2,214,393	659,662	1,800,000	1,300,000
	SUBTOTAL CONTRACTUALS	2,214,393	659,662	1,800,000	1,300,000
63001	Miscellaneous Operating Expenses	47	1,408	1,600	1,600
	SUBTOTAL COMMODITIES	47	1,408	1,600	1,600
65040	IT Maintenance Charge	2,880	2,790	1,420	1,480
65055	Communications- Landlines	0	0	0	210
65100	Insurance Charges	6,040	7,320	97,290	5,980
65105	Benefits Overhead	190	447	6,090	380
65205	Internal Departments Personnel	0	11,977	0	0
65240	Public Works Administrative Ch	17,000	17,000	17,000	31,340
65400	Indirect Costs	14,504	15,829	8,540	8,430
	SUBTOTAL FIXED CHARGES	40,614	55,363	130,340	47,820
66220	Improvements Other Than Building	10,012	364,012	0	0
	SUBTOTAL CAPITAL	10,012	364,012	0	0
68001	POB Misc Xfer to Fund 406	647	2,521	1,930	2,120
	SUBTOTAL TRANSFERS	647	2,521	1,930	2,120
	TOTAL	3,166,273	1,137,119	2,003,350	1,385,960

**PROP 1B BOND ACT OF 2006
DEPARTMENT RESOURCE SUMMARY**

PUBLIC WORKS

ACTIVITIES		ACTUAL FY 21-22	ACTUAL FY 22-23	ADOPTED FY 23-24	PROPOSED FY 24-25
REVENUES					
58000	Earning On Investments	1,156	1,539	0	0
	TOTAL REVENUES	1,156	1,539	0	0

PROP 1B BOND ACT OF 2006

PUBLIC WORKS		ACCOUNTING UNIT			
PROP 1B BOND OF 2006		03017002			
Account Code	LINE ITEM RESOURCES	ACTUAL FY 21-22	ACTUAL FY 22-23	ADOPTED FY 23-24	PROPOSED FY 24-25
58000	Earning On Investments	1,156	1,539	0	0
	SUBTOTAL REVENUES	1,156	1,539	0	0
	TOTAL	1,156	1,539	0	0

**AIR QUALITY IMPR. (AB 2766)
DEPARTMENT RESOURCE SUMMARY**

PUBLIC WORKS

ACTIVITIES	ACTUAL FY 21-22	ACTUAL FY 22-23	ADOPTED FY 23-24	PROPOSED FY 24-25
REVENUES				
52350 AQMD AB2766	319,256	516,168	433,900	407,200
52351 MSRC Reimbursement	0	577,489	285,000	0
57010 Miscellaneous Recoveries	165	0	0	0
58000 Earning On Investments	12,347	20,375	7,000	10,000
TOTAL REVENUES	331,769	1,114,032	725,900	417,200
EXPENDITURES				
03117101 FLEET SVCS-AIR QUALITY IMPROV	2,722	1,193,847	100,000	70,000
03117102 FLEET SVCS-MSRC PROGRAM	20,492	17,500	285,000	0
TOTAL EXPENDITURES	23,214	1,211,347	385,000	70,000
OPERATING EXPENSES	ACTUAL FY 21-22	ACTUAL FY 22-23	ADOPTED FY 23-24	PROPOSED FY 24-25
66000 CAPITAL	23,214	1,211,347	385,000	70,000
TOTAL	23,214	1,211,347	385,000	70,000

AIR QUALITY IMPR. (AB 2766)

PUBLIC WORKS		ACCOUNTING UNIT			
FLEET SVCS-AIR QUALITY IMPROV		03117002			
Account Code	LINE ITEM RESOURCES	ACTUAL FY 21-22	ACTUAL FY 22-23	ADOPTED FY 23-24	PROPOSED FY 24-25
52350	AQMD AB2766	319,256	516,168	433,900	407,200
52351	MSRC Reimbursement	0	577,489	285,000	0
57010	Miscellaneous Recoveries	165	0	0	0
58000	Earning On Investments	12,347	20,375	7,000	10,000
	SUBTOTAL REVENUES	331,769	1,114,032	725,900	417,200
	TOTAL	331,769	1,114,032	725,900	417,200

AIR QUALITY IMPR. (AB 2766)

PUBLIC WORKS		ACCOUNTING UNIT			
FLEET SVCS-AIR QUALITY IMPROV		03117101			
Account Code	LINE ITEM RESOURCES	ACTUAL FY 21-22	ACTUAL FY 22-23	ADOPTED FY 23-24	PROPOSED FY 24-25
66220	Improvements Other Than Building	0	1,036,223	0	0
66400	Machinery & Equipment	2,722	157,625	100,000	70,000
	SUBTOTAL CAPITAL	2,722	1,193,847	100,000	70,000
	TOTAL	2,722	1,193,847	100,000	70,000

AIR QUALITY IMPR. (AB 2766)

PUBLIC WORKS		ACCOUNTING UNIT			
FLEET SVCS-MSRC PROGRAM		03117102			
Account Code	LINE ITEM RESOURCES	ACTUAL FY 21-22	ACTUAL FY 22-23	ADOPTED FY 23-24	PROPOSED FY 24-25
66400	Machinery & Equipment	20,492	17,500	285,000	0
	SUBTOTAL CAPITAL	20,492	17,500	285,000	0
	TOTAL	20,492	17,500	285,000	0

**MEASURE M-STREET CONSTRUCTION
DEPARTMENT RESOURCE SUMMARY**

PUBLIC WORKS

ACTIVITIES		ACTUAL FY 21-22	ACTUAL FY 22-23	ADOPTED FY 23-24	PROPOSED FY 24-25
REVENUES					
52040	Grant-Other	39,054	21,506	0	0
52332	Measure M2 Competitive	16,506	84,029	9,784,630	0
52333	Measure M2 Local Fairshare	6,094,241	6,210,093	6,709,410	6,962,060
57000	Expense Reimbursement	16,978	0	0	0
57004	Expense Reimbursement-OCTA	149,225	505,466	16,000,000	0
57071	Sale of Land	86,836	0	0	0
57960	Rental Of Property	(1,061)	488	0	0
58000	Earning On Investments	3,026	18,459	0	0
	TOTAL REVENUES	6,404,806	6,840,041	32,494,040	6,962,060
EXPENDITURES					
03217661	OCTA TRANSITWAY PROJECT - MOS3	66,940	21,807	0	0
03217662	MEASURE M2 LOCAL FAIRSHARE ST	5,370,730	4,311,017	6,509,410	6,722,280
03217663	MEASURE M2 COMPETITIVE STREET	6,334,745	7,180,298	11,194,760	0
03217664	OCTA OC STREETCAR ACCOUNT	515,855	223,380	0	0
	TOTAL EXPENDITURES	12,288,270	11,736,502	17,704,170	6,722,280
OPERATING EXPENSES		ACTUAL FY 21-22	ACTUAL FY 22-23	ADOPTED FY 23-24	PROPOSED FY 24-25
62000	CONTRACTUALS	11,744	0	0	0
66000	CAPITAL	12,276,526	11,736,502	17,704,170	6,722,280
	TOTAL	12,288,270	11,736,502	17,704,170	6,722,280

MEASURE M-STREET CONSTRUCTION

PUBLIC WORKS		ACCOUNTING UNIT			
MEASURE M-STREET CONSTRUCTION		03217002			
Account Code	LINE ITEM RESOURCES	ACTUAL FY 21-22	ACTUAL FY 22-23	ADOPTED FY 23-24	PROPOSED FY 24-25
52040	Grant-Other	39,054	21,506	0	0
52332	Measure M2 Competitive	16,506	84,029	9,784,630	0
52333	Measure M2 Local Fairshare	6,094,241	6,210,093	6,709,410	6,962,060
57000	Expense Reimbursement	16,978	0	0	0
57004	Expense Reimbursement-OCTA	149,225	505,466	16,000,000	0
57071	Sale of Land	86,836	0	0	0
57960	Rental Of Property	(1,061)	488	0	0
58000	Earning On Investments	3,026	18,459	0	0
	SUBTOTAL REVENUES	6,404,806	6,840,041	32,494,040	6,962,060
	TOTAL	6,404,806	6,840,041	32,494,040	6,962,060

MEASURE M-STREET CONSTRUCTION

PUBLIC WORKS		ACCOUNTING UNIT			
OCTA TRANSITWAY PROJECT - MOS3		03217661			
Account Code	LINE ITEM RESOURCES	ACTUAL FY 21-22	ACTUAL FY 22-23	ADOPTED FY 23-24	PROPOSED FY 24-25
66220	Improvements Other Than Building	66,940	21,807	0	0
	SUBTOTAL CAPITAL	66,940	21,807	0	0
	TOTAL	66,940	21,807	0	0

MEASURE M-STREET CONSTRUCTION

PUBLIC WORKS		ACCOUNTING UNIT			
MEASURE M2 LOCAL FAIRSHARE ST		03217662			
Account Code	LINE ITEM RESOURCES	ACTUAL FY 21-22	ACTUAL FY 22-23	ADOPTED FY 23-24	PROPOSED FY 24-25
62000	Utilities	11,744	0	0	0
	SUBTOTAL CONTRACTUALS	11,744	0	0	0
66220	Improvements Other Than Building	5,358,986	4,311,017	6,509,410	6,722,280
	SUBTOTAL CAPITAL	5,358,986	4,311,017	6,509,410	6,722,280
	TOTAL	5,370,730	4,311,017	6,509,410	6,722,280

MEASURE M-STREET CONSTRUCTION

PUBLIC WORKS		ACCOUNTING UNIT			
MEASURE M2 COMPETITIVE STREET		03217663			
Account Code	LINE ITEM RESOURCES	ACTUAL FY 21-22	ACTUAL FY 22-23	ADOPTED FY 23-24	PROPOSED FY 24-25
66100	Land	2,664,046	5,392,034	0	0
66220	Improvements Other Than Building	3,670,699	1,788,265	11,194,760	0
	SUBTOTAL CAPITAL	6,334,745	7,180,298	11,194,760	0
	TOTAL	6,334,745	7,180,298	11,194,760	0

MEASURE M-STREET CONSTRUCTION

PUBLIC WORKS		ACCOUNTING UNIT			
OCTA OC STREETCAR ACCOUNT		03217664			
Account Code	LINE ITEM RESOURCES	ACTUAL FY 21-22	ACTUAL FY 22-23	ADOPTED FY 23-24	PROPOSED FY 24-25
66220	Improvements Other Than Building	515,855	223,380	0	0
	SUBTOTAL CAPITAL	515,855	223,380	0	0
	TOTAL	515,855	223,380	0	0

**NEW TRANSPORATION SYS IMPR AREA B
DEPARTMENT RESOURCE SUMMARY**

PUBLIC WORKS

ACTIVITIES		ACTUAL FY 21-22	ACTUAL FY 22-23	ADOPTED FY 23-24	PROPOSED FY 24-25
REVENUES					
50300	Transportation System Improvement Fee	29,137	539	0	0
58000	Earning On Investments	4,256	5,758	0	0
	TOTAL REVENUES	33,393	6,298	0	0

NEW TRANSPO SYS IMPR AREA B

PUBLIC WORKS		ACCOUNTING UNIT			
NEW TRANSPO SYS IMPR AREA B		03317002			
Account Code	LINE ITEM RESOURCES	ACTUAL FY 21-22	ACTUAL FY 22-23	ADOPTED FY 23-24	PROPOSED FY 24-25
50300	Transportation System Improvement Fee	29,137	539	0	0
58000	Earning On Investments	4,256	5,758	0	0
	SUBTOTAL REVENUES	33,393	6,298	0	0
	TOTAL	33,393	6,298	0	0

**NEW TRANSPO SYS IMPR AREA E
DEPARTMENT RESOURCE SUMMARY**

PUBLIC WORKS

ACTIVITIES		ACTUAL FY 21-22	ACTUAL FY 22-23	ADOPTED FY 23-24	PROPOSED FY 24-25
REVENUES					
50300	Transportation System Improvement Fee	34,403	172,122	0	0
57960	Rental Of Property	29,516	54,163	0	0
58000	Earning On Investments	11,420	15,753	0	0
	TOTAL REVENUES	75,339	242,038	0	0
EXPENDITURES					
03417660	NEW TRANSPO SYS IMPR AREA E	117,665	6,900	204,830	242,030
	TOTAL EXPENDITURES	117,665	6,900	204,830	242,030
OPERATING EXPENSES		ACTUAL FY 21-22	ACTUAL FY 22-23	ADOPTED FY 23-24	PROPOSED FY 24-25
66000	CAPITAL	117,665	6,900	204,830	242,030
	TOTAL	117,665	6,900	204,830	242,030

NEW TRANSPO SYS IMPR AREA E

PUBLIC WORKS

ACCOUNTING UNIT

NEW TRANSPO SYS IMPR AREA E

03417002

Account Code	LINE ITEM RESOURCES	ACTUAL FY 21-22	ACTUAL FY 22-23	ADOPTED FY 23-24	PROPOSED FY 24-25
50300	Transportation System Improvement Fee	34,403	172,122	0	0
57960	Rental Of Property	29,516	54,163	0	0
58000	Earning On Investments	11,420	15,753	0	0
	SUBTOTAL REVENUES	75,339	242,038	0	0
	TOTAL	75,339	242,038	0	0

NEW TRANSPO SYS IMPR AREA E

PUBLIC WORKS

ACCOUNTING UNIT

NEW TRANSPO SYS IMPR AREA E

03417660

Account Code	LINE ITEM RESOURCES	ACTUAL FY 21-22	ACTUAL FY 22-23	ADOPTED FY 23-24	PROPOSED FY 24-25
66100	Land	(12,024)	(344)	0	0
66220	Improvements Other Than Building	129,689	7,244	204,830	242,030
	SUBTOTAL CAPITAL	117,665	6,900	204,830	242,030
	TOTAL	117,665	6,900	204,830	242,030

**NEW TRANSPO SYS IMPR AREA F
DEPARTMENT RESOURCE SUMMARY**

PUBLIC WORKS

ACTIVITIES		ACTUAL FY 21-22	ACTUAL FY 22-23	ADOPTED FY 23-24	PROPOSED FY 24-25
REVENUES					
50300	Transportation System Improvement Fee	582,198	147,278	0	0
58000	Earning On Investments	13,231	17,953	0	0
	TOTAL REVENUES	595,429	165,231	0	0
EXPENDITURES					
03517660	NEW TRANSPO SYS IMPR AREA F	150,854	192,218	140,000	170,310
	TOTAL EXPENDITURES	150,854	192,218	140,000	170,310
OPERATING EXPENSES		ACTUAL FY 21-22	ACTUAL FY 22-23	ADOPTED FY 23-24	PROPOSED FY 24-25
66000	CAPITAL	150,854	192,218	140,000	170,310
	TOTAL	150,854	192,218	140,000	170,310

NEW TRANSPO SYS IMPR AREA F

PUBLIC WORKS		ACCOUNTING UNIT			
NEW TRANSPO SYS IMPR AREA F		03517002			
Account Code	LINE ITEM RESOURCES	ACTUAL FY 21-22	ACTUAL FY 22-23	ADOPTED FY 23-24	PROPOSED FY 24-25
50300	Transportation System Improvement Fee	582,198	147,278	0	0
58000	Earning On Investments	13,231	17,953	0	0
	SUBTOTAL REVENUES	595,429	165,231	0	0
	TOTAL	595,429	165,231	0	0

NEW TRANSP SYS IMPR AREA F

PUBLIC WORKS		ACCOUNTING UNIT			
NEW TRANSP SYS IMPR AREA F		03517660			
Account Code	LINE ITEM RESOURCES	ACTUAL FY 21-22	ACTUAL FY 22-23	ADOPTED FY 23-24	PROPOSED FY 24-25
66100	Land	60,250	48,423	0	0
66220	Improvements Other Than Building	90,604	143,795	140,000	170,310
	SUBTOTAL CAPITAL	150,854	192,218	140,000	170,310
	TOTAL	150,854	192,218	140,000	170,310

**TRANSP SYS IMPR AREA A-2
DEPARTMENT RESOURCE SUMMARY**

PUBLIC WORKS

ACTIVITIES	ACTUAL FY 21-22	ACTUAL FY 22-23	ADOPTED FY 23-24	PROPOSED FY 24-25
REVENUES				
50300 Transportation System Improvement Fee	366,373	0	0	0
58000 Earning On Investments	4,581	7,005	0	0
TOTAL REVENUES	370,954	7,005	0	0

TRANSP SYS IMPR AREA A-2

PUBLIC WORKS		ACCOUNTING UNIT			
TRANS. SYSTEM IMPR. AREA A-2		04117002			
Account Code	LINE ITEM RESOURCES	ACTUAL FY 21-22	ACTUAL FY 22-23	ADOPTED FY 23-24	PROPOSED FY 24-25
50300	Transportation System Improvement Fee	366,373	0	0	0
58000	Earning On Investments	4,581	7,005	0	0
	SUBTOTAL REVENUES	370,954	7,005	0	0
	TOTAL	370,954	7,005	0	0

**TRANSP0 SYS IMPR AREA B
DEPARTMENT RESOURCE SUMMARY**

PUBLIC WORKS

ACTIVITIES	ACTUAL FY 21-22	ACTUAL FY 22-23	ADOPTED FY 23-24	PROPOSED FY 24-25
REVENUES				
58000 Earning On Investments	72	96	0	0
TOTAL REVENUES	72	96	0	0

TRANSPO SYS IMPR AREA B

PUBLIC WORKS		ACCOUNTING UNIT			
TRANSP. SYSTEM IMP. AREA B		04217002			
Account Code	LINE ITEM RESOURCES	ACTUAL FY 21-22	ACTUAL FY 22-23	ADOPTED FY 23-24	PROPOSED FY 24-25
58000	Earning On Investments	72	96	0	0
	SUBTOTAL REVENUES	72	96	0	0
	TOTAL	72	96	0	0

**TRANSIT ZONING CODE
DEPARTMENT RESOURCE SUMMARY**

PUBLIC WORKS

ACTIVITIES	ACTUAL FY 21-22	ACTUAL FY 22-23	ADOPTED FY 23-24	PROPOSED FY 24-25
REVENUES				
58000 Earning On Investments	1,609	2,142	0	0
TOTAL REVENUES	1,609	2,142	0	0

TRANSIT ZONING CODE

PUBLIC WORKS		ACCOUNTING UNIT			
TRANSIT ZONING CODE		04817002			
Account Code	LINE ITEM RESOURCES	ACTUAL FY 21-22	ACTUAL FY 22-23	ADOPTED FY 23-24	PROPOSED FY 24-25
58000	Earning On Investments	1,609	2,142	0	0
	SUBTOTAL REVENUES	1,609	2,142	0	0
	TOTAL	1,609	2,142	0	0

**HARBOR SPECIFIC PLAN
DEPARTMENT RESOURCE SUMMARY**

PUBLIC WORKS

ACTIVITIES	ACTUAL FY 21-22	ACTUAL FY 22-23	ADOPTED FY 23-24	PROPOSED FY 24-25
REVENUES				
58000 Earning On Investments	742	987	0	0
TOTAL REVENUES	742	987	0	0
EXPENDITURES				
04917660 HARBOR SPECIFIC PLAN	0	0	99,010	0
TOTAL EXPENDITURES	0	0	99,010	0
OPERATING EXPENSES	ACTUAL FY 21-22	ACTUAL FY 22-23	ADOPTED FY 23-24	PROPOSED FY 24-25
66000 CAPITAL	0	0	99,010	0
TOTAL	0	0	99,010	0

HARBOR SPECIFIC PLAN

PUBLIC WORKS

ACCOUNTING UNIT

HARBOR SPECIFIC PLAN

04917002

Account Code	LINE ITEM RESOURCES	ACTUAL FY 21-22	ACTUAL FY 22-23	ADOPTED FY 23-24	PROPOSED FY 24-25
58000	Earning On Investments	742	987	0	0
	SUBTOTAL REVENUES	742	987	0	0
	TOTAL	742	987	0	0

HARBOR SPECIFIC PLAN

PUBLIC WORKS

ACCOUNTING UNIT

HARBOR SPECIFIC PLAN

04917660

Account Code	LINE ITEM RESOURCES	ACTUAL FY 21-22	ACTUAL FY 22-23	ADOPTED FY 23-24	PROPOSED FY 24-25
66220	Improvements Other Than Building	0	0	99,010	0
	SUBTOTAL CAPITAL	0	0	99,010	0
	TOTAL	0	0	99,010	0

**CITY SERVICES
DEPARTMENT RESOURCE SUMMARY**

PUBLIC WORKS

ACTIVITIES	ACTUAL FY 21-22	ACTUAL FY 22-23	ADOPTED FY 23-24	PROPOSED FY 24-25
REVENUES				
51708 CIP Construction Projects Permits	69,929	305,101	0	0
TOTAL REVENUES	69,929	305,101	0	0
EXPENDITURES				
05317021 PW Agency Services	0	227,371	0	0
TOTAL EXPENDITURES	0	227,371	0	0
OPERATING EXPENSES	ACTUAL FY 21-22	ACTUAL FY 22-23	ADOPTED FY 23-24	PROPOSED FY 24-25
62000 CONTRACTUALS	0	227,371	0	0
TOTAL	0	227,371	0	0

CITY SERVICES

PUBLIC WORKS		ACCOUNTING UNIT			
PWA REVENUE		05317002			
Account Code	LINE ITEM RESOURCES	ACTUAL FY 21-22	ACTUAL FY 22-23	ADOPTED FY 23-24	PROPOSED FY 24-25
51708	CIP Construction Projects Permits	69,929	305,101	0	0
	SUBTOTAL REVENUES	69,929	305,101	0	0
	TOTAL	69,929	305,101	0	0

CITY SERVICES

PUBLIC WORKS		ACCOUNTING UNIT			
PW Agency Services		05317021			
Account Code	LINE ITEM RESOURCES	ACTUAL FY 21-22	ACTUAL FY 22-23	ADOPTED FY 23-24	PROPOSED FY 24-25
62340	Contract Services-PWA-CIP Construction Permits	0	227,371	0	0
	SUBTOTAL CONTRACTUALS	0	227,371	0	0
	TOTAL	0	227,371	0	0

**SANITARY SEWER CAPITAL
DEPARTMENT RESOURCE SUMMARY**

PUBLIC WORKS

ACTIVITIES	ACTUAL FY 21-22	ACTUAL FY 22-23	ADOPTED FY 23-24	PROPOSED FY 24-25
REVENUES				
58000 Earning On Investments	145,569	124,195	50,000	50,000
58002 Net Increase (Decrease) In Fai	(1,277,644)	1,233,342	0	0
59000-056 Transfer From Fund 056	0	0	2,000,000	2,000,000
TOTAL REVENUES	(1,132,075)	1,357,537	2,050,000	2,050,000
EXPENDITURES				
05417647 CAPITAL RECOVERY CHARGES	5,512,498	6,781,747	2,027,980	2,000,000
TOTAL EXPENDITURES	5,512,498	6,781,747	2,027,980	2,000,000
OPERATING EXPENSES	ACTUAL FY 21-22	ACTUAL FY 22-23	ADOPTED FY 23-24	PROPOSED FY 24-25
62000 CONTRACTUALS	167,250	503,058	2,000,000	2,000,000
65000 FIXED CHARGES	0	0	27,980	0
66000 CAPITAL	5,345,248	6,278,689	0	0
TOTAL	5,512,498	6,781,747	2,027,980	2,000,000

SANITARY SEWER CAPITAL

PUBLIC WORKS		ACCOUNTING UNIT			
CAPITAL RECOVERY CHARGES		05417002			
Account Code	LINE ITEM RESOURCES	ACTUAL FY 21-22	ACTUAL FY 22-23	ADOPTED FY 23-24	PROPOSED FY 24-25
58000	Earning On Investments	145,569	124,195	50,000	50,000
58002	Net Increase (Decrease) In Fai	(1,277,644)	1,233,342	0	0
59000	Transfer From Fund 056	0	0	2,000,000	2,000,000
	SUBTOTAL REVENUES	(1,132,075)	1,357,537	2,050,000	2,050,000
	TOTAL	(1,132,075)	1,357,537	2,050,000	2,050,000

SANITARY SEWER CAPITAL

PUBLIC WORKS		ACCOUNTING UNIT			
CAPITAL RECOVERY CHARGES		05417647			
Account Code	LINE ITEM RESOURCES	ACTUAL FY 21-22	ACTUAL FY 22-23	ADOPTED FY 23-24	PROPOSED FY 24-25
62300	Contract Services-Professional	167,250	503,058	2,000,000	2,000,000
	SUBTOTAL CONTRACTUALS	167,250	503,058	2,000,000	2,000,000
65240	Public Works Administrative Ch	0	0	27,980	0
	SUBTOTAL FIXED CHARGES	0	0	27,980	0
66220	Improvements Other Than Building	5,345,248	6,278,689	0	0
	SUBTOTAL CAPITAL	5,345,248	6,278,689	0	0
	TOTAL	5,512,498	6,781,747	2,027,980	2,000,000

**SEWER CONNECTION FEE
DEPARTMENT RESOURCE SUMMARY**

PUBLIC WORKS

ACTIVITIES		ACTUAL FY 21-22	ACTUAL FY 22-23	ADOPTED FY 23-24	PROPOSED FY 24-25
REVENUES					
53701	Sewer Connection Fee	(815,743)	1,225,447	1,020,000	1,530,000
58000	Earning On Investments	71,692	57,145	70,000	50,000
	TOTAL REVENUES	(744,050)	1,282,593	1,090,000	1,580,000
EXPENDITURES					
05517660	SEWER CONNECTION PROJECTS	2,557,535	4,765,869	0	0
	TOTAL EXPENDITURES	2,557,535	4,765,869	0	0
OPERATING EXPENSES		ACTUAL FY 21-22	ACTUAL FY 22-23	ADOPTED FY 23-24	PROPOSED FY 24-25
66000	CAPITAL	2,557,535	4,765,869	0	0
	TOTAL	2,557,535	4,765,869	0	0

SEWER CONNECTION FEE

PUBLIC WORKS		ACCOUNTING UNIT			
SEWER CONNECTION PROJECTS		05517002			
Account Code	LINE ITEM RESOURCES	ACTUAL FY 21-22	ACTUAL FY 22-23	ADOPTED FY 23-24	PROPOSED FY 24-25
53701	Sewer Connection Fee	(815,743)	1,225,447	1,020,000	1,530,000
58000	Earning On Investments	71,692	57,145	70,000	50,000
	SUBTOTAL REVENUES	(744,050)	1,282,593	1,090,000	1,580,000
	TOTAL	(744,050)	1,282,593	1,090,000	1,580,000

SEWER CONNECTION FEE

PUBLIC WORKS		ACCOUNTING UNIT			
SEWER CONNECTION PROJECTS		05517660			
Account Code	LINE ITEM RESOURCES	ACTUAL FY 21-22	ACTUAL FY 22-23	ADOPTED FY 23-24	PROPOSED FY 24-25
66220	Improvements Other Than Building	2,557,535	4,765,869	0	0
	SUBTOTAL CAPITAL	2,557,535	4,765,869	0	0
	TOTAL	2,557,535	4,765,869	0	0

**SANITARY SEWER SERVICE
DEPARTMENT RESOURCE SUMMARY**

PUBLIC WORKS

ACTIVITIES		ACTUAL FY 21-22	ACTUAL FY 22-23	ADOPTED FY 23-24	PROPOSED FY 24-25
REVENUES					
53720	Penalties & Service Charge	0	225,488	50,000	350,000
53721	NPDES Sewer	380,181	416,726	296,200	296,200
53734	FOG Program	487,489	529,658	531,230	881,700
53902	Misc Service Charge	7,219,463	7,857,437	8,219,010	8,218,100
57000	Expense Reimbursement	0	6,765	0	0
57010	Miscellaneous Recoveries	3,849	0	0	0
57993	Write Off Collections	(56,952)	5,200	0	0
58000	Earning On Investments	57,331	88,116	50,000	60,000
	TOTAL REVENUES	8,091,361	9,129,390	9,146,440	9,806,000
EXPENDITURES					
05617019	SEWER INTERFUND TRANSFER	380,181	416,726	2,296,200	2,296,200
05617640	SANITARY SEWER SERVICE	7,474,668	7,066,489	8,621,510	9,438,160
	TOTAL EXPENDITURES	7,854,849	7,483,215	10,917,710	11,734,360
OPERATING EXPENSES		ACTUAL FY 21-22	ACTUAL FY 22-23	ADOPTED FY 23-24	PROPOSED FY 24-25
61000	SALARIES & BENEFITS	2,806,057	2,742,493	3,285,770	3,597,810
62000	CONTRACTUALS	1,480,107	1,670,543	2,143,730	2,143,730
63000	COMMODITIES	365,188	455,140	723,450	723,450
65000	FIXED CHARGES	2,141,214	2,033,533	2,052,580	2,448,070
66000	CAPITAL	619,668	46,175	325,000	425,300
67000	DEBT SERVICE	62,434	118,606	90,980	99,800
68000	TRANSFERS	380,181	416,726	2,296,200	2,296,200
	TOTAL	7,854,849	7,483,215	10,917,710	11,734,360

SANITARY SEWER SERVICE

PUBLIC WORKS		ACCOUNTING UNIT			
SANITARY SEWER SERVICE		05617002			
Account Code	LINE ITEM RESOURCES	ACTUAL FY 21-22	ACTUAL FY 22-23	ADOPTED FY 23-24	PROPOSED FY 24-25
53720	Penalties & Service Charge	0	225,488	50,000	350,000
53721	NPDES Sewer	380,181	416,726	296,200	296,200
53734	FOG Program	487,489	529,658	531,230	881,700
53902	Misc Service Charge	7,219,463	7,857,437	8,219,010	8,218,100
57000	Expense Reimbursement	0	6,765	0	0
57010	Miscellaneous Recoveries	3,849	0	0	0
57993	Write Off Collections	(56,952)	5,200	0	0
58000	Earning On Investments	57,331	88,116	50,000	60,000
	SUBTOTAL REVENUES	8,091,361	9,129,390	9,146,440	9,806,000
	TOTAL	8,091,361	9,129,390	9,146,440	9,806,000

SANITARY SEWER SERVICE

PUBLIC WORKS		ACCOUNTING UNIT			
SEWER INTERFUND TRANSFER		05617019			
Account Code	LINE ITEM RESOURCES	ACTUAL FY 21-22	ACTUAL FY 22-23	ADOPTED FY 23-24	PROPOSED FY 24-25
68000	Transfer to Fund 054	0	0	2,000,000	2,000,000
68000	Transfer to Fund 057	380,181	416,726	296,200	296,200
	SUBTOTAL TRANSFERS	380,181	416,726	2,296,200	2,296,200
	TOTAL	380,181	416,726	2,296,200	2,296,200

SANITARY SEWER SERVICE

PUBLIC WORKS		ACCOUNTING UNIT			
SANITARY SEWER SERVICE		05617640			
Account Code	LINE ITEM RESOURCES	ACTUAL FY 21-22	ACTUAL FY 22-23	ADOPTED FY 23-24	PROPOSED FY 24-25
61000	Salaries Regular	1,658,235	1,680,007	2,034,690	2,304,190
61010	Salaries Cash Out/Separation	0	4,069	0	0
61020	Salaries Part-Time	19,483	43,670	57,450	40,860
61040	Salaries Overtime	158,882	237,313	195,600	195,600
61100	Retirement-Employer Normal Cost	126,458	106,502	180,310	199,100
61102	Retirement- Employer Unfunded- Miscellaneous	453,654	246,915	226,970	245,930
61110	Part-Time Retirement	731	1,540	2,150	0
61120	Medicare Insurance	27,274	27,992	30,240	33,350
61130	Health Insurance	267,258	295,952	461,100	473,850
61170	Retiree Health Benefits	513	402	790	22,250
61180	Worker Compensation Insurance	93,570	98,129	96,470	82,680
	SUBTOTAL SALARIES & BENEFITS	2,806,057	2,742,493	3,285,770	3,597,810
62010	Communications	15,490	8,937	35,430	35,430
62120	Training, Transportation, Meetings	8,993	22,746	21,000	21,000
62140	Membership, Subscription & Dues	10,877	11,774	58,500	58,500
62300	Contract Services-Professional	1,444,747	1,627,086	2,018,800	2,018,800
62322	Maintenance & Repair Machinery	0	0	10,000	10,000
	SUBTOTAL CONTRACTUALS	1,480,107	1,670,543	2,143,730	2,143,730
63001	Miscellaneous Operating Expenses	328,632	408,068	677,150	677,150
63300	Gas & Diesel	36,556	47,073	46,300	46,300
	SUBTOTAL COMMODITIES	365,188	455,140	723,450	723,450
65010	Rental City Equipment	195,651	197,616	253,780	273,840
65011	Equipment Replacement Charges	312,876	85,221	176,450	188,980
65012	Accident Repair & Replacement	3,324	4,077	3,670	8,050
65040	IT Maintenance Charge	114,000	130,510	143,350	142,790
65055	Communications- Landlines	0	0	0	19,880
65100	Insurance Charges	247,450	294,387	277,780	270,650
65105	Benefits Overhead	6,280	17,990	17,400	17,140
65210	Delivery Charges	990	0	0	0
65240	Public Works Administrative Ch	706,000	706,000	451,800	560,280
65400	Indirect Costs	554,643	597,731	728,350	966,460
	SUBTOTAL FIXED CHARGES	2,141,214	2,033,533	2,052,580	2,448,070
66400	Machinery & Equipment	619,668	46,175	325,000	325,000
66511	Computer Software Subscriptions	0	0	0	100,300
	SUBTOTAL CAPITAL	619,668	46,175	325,000	425,300
67301	POB Principal-Misc	0	41,991	14,400	23,320
67311	POB Interest - Misc	62,434	76,615	76,580	76,480
	SUBTOTAL DEBT SERVICE	62,434	118,606	90,980	99,800
	TOTAL	7,474,668	7,066,489	8,621,510	9,438,160

**FED CLEAN WATER PROTECTION ENT
DEPARTMENT RESOURCE SUMMARY**

PUBLIC WORKS

ACTIVITIES		ACTUAL FY 21-22	ACTUAL FY 22-23	ADOPTED FY 23-24	PROPOSED FY 24-25
REVENUES					
53604	NPDES Public Improvement Plan Check	374,174	427,366	325,000	400,000
53621	NPDES Building Permit	35,949	51,816	40,000	50,000
53622	NPDES Plumbing Permit	59,281	76,821	60,000	75,000
53623	NPDES Grading Permit	25,073	18,612	30,000	30,000
53708	NPDES Sewer Lateral	6,839	16,698	5,000	10,000
53711	NPDES Street Work Permit	433,878	355,470	315,000	315,000
53724	NPDES Refuse Non-Residential	87,737	0	0	0
57010	Miscellaneous Recoveries	1,500	2,500	0	0
57015	OCWD Contribution	0	1,000,000	1,000,000	0
57996	Settlements	0	3,556,532	0	0
58000	Earning On Investments	37,717	63,629	25,000	35,000
59000-056	Transfer From Fund 056	380,181	416,726	296,200	296,200
59000-060	Transfer From Fund 060	1,259,552	1,149,524	1,280,800	1,280,800
59000-069	Transfer From Fund 069	1,152,477	1,099,739	1,072,620	1,123,360
	TOTAL REVENUES	3,854,360	8,235,434	4,449,620	3,615,360
EXPENDITURES					
05717019	FED CLEAN WATER INTERFUND TRAN	200,000	200,000	200,000	200,000
05717640	FED CLEAN WATER PROTECTION ENT	3,591,087	3,440,968	3,464,990	3,380,490
05717660	DELHI DIVERSION PROJECT	0	1,000,000	1,000,000	0
	TOTAL EXPENDITURES	3,791,087	4,640,968	4,664,990	3,580,490
OPERATING EXPENSES		ACTUAL FY 21-22	ACTUAL FY 22-23	ADOPTED FY 23-24	PROPOSED FY 24-25
61000	SALARIES & BENEFITS	517,843	460,613	564,250	686,370
62000	CONTRACTUALS	2,055,832	2,297,247	3,173,000	2,270,000
63000	COMMODITIES	17,045	15,620	19,000	20,000
65000	FIXED CHARGES	352,279	351,048	432,190	373,100
66000	CAPITAL	629,182	1,280,524	249,000	800
67000	DEBT SERVICE	18,906	35,916	27,550	30,220
68000	TRANSFERS	200,000	200,000	200,000	200,000
	TOTAL	3,791,087	4,640,968	4,664,990	3,580,490

FED CLEAN WATER PROTECTION ENT

PUBLIC WORKS		ACCOUNTING UNIT			
FED CLEAN WATER PROTECTION ENT		05717002			
Account Code	LINE ITEM RESOURCES	ACTUAL FY 21-22	ACTUAL FY 22-23	ADOPTED FY 23-24	PROPOSED FY 24-25
53604	NPDES Public Improvement Plan Check	374,174	427,366	325,000	400,000
53621	NPDES Building Permit	35,949	51,816	40,000	50,000
53622	NPDES Plumbing Permit	59,281	76,821	60,000	75,000
53623	NPDES Grading Permit	25,073	18,612	30,000	30,000
53708	NPDES Sewer Lateral	6,839	16,698	5,000	10,000
53711	NPDES Street Work Permit	433,878	355,470	315,000	315,000
53724	NPDES Refuse Non-Residential	87,737	0	0	0
57010	Miscellaneous Recoveries	1,500	2,500	0	0
57015	OCWD Contribution	0	1,000,000	1,000,000	0
57996	Settlements	0	3,556,532	0	0
58000	Earning On Investments	37,717	63,629	25,000	35,000
59000	Transfer From Fund 056	380,181	416,726	296,200	296,200
59000	Transfer From Fund 060	1,259,552	1,149,524	1,280,800	1,280,800
59000	Transfer From Fund 069	1,152,477	1,099,739	1,072,620	1,123,360
	SUBTOTAL REVENUES	3,854,360	8,235,434	4,449,620	3,615,360
	TOTAL	3,854,360	8,235,434	4,449,620	3,615,360

FED CLEAN WATER PROTECTION ENT

PUBLIC WORKS

ACCOUNTING UNIT

FED CLEAN WATER INTERFUND TRAN

05717019

Account Code	LINE ITEM RESOURCES	ACTUAL FY 21-22	ACTUAL FY 22-23	ADOPTED FY 23-24	PROPOSED FY 24-25
68000	Transfer to Fund 068	200,000	200,000	200,000	200,000
	SUBTOTAL TRANSFERS	200,000	200,000	200,000	200,000
	TOTAL	200,000	200,000	200,000	200,000

FED CLEAN WATER PROTECTION ENT

PUBLIC WORKS		ACCOUNTING UNIT			
FED CLEAN WATER PROTECTION ENT		05717640			
Account Code	LINE ITEM RESOURCES	ACTUAL FY 21-22	ACTUAL FY 22-23	ADOPTED FY 23-24	PROPOSED FY 24-25
61000	Salaries Regular	277,968	294,083	329,890	439,990
61010	Salaries Cash Out/Separation	1,413	0	0	0
61020	Salaries Part-Time	1,605	0	36,170	0
61040	Salaries Overtime	5,377	9,165	30,000	20,000
61100	Retirement-Employer Normal Cost	29,535	29,631	40,690	52,990
61102	Retirement- Employer Unfunded- Miscellaneous	135,130	68,696	48,480	76,010
61110	Part-Time Retirement	60	0	1,360	0
61120	Medicare Insurance	4,162	4,210	5,300	6,380
61130	Health Insurance	42,043	38,045	56,200	72,490
61170	Retiree Health Benefits	40	40	80	4,400
61180	Worker Compensation Insurance	20,510	16,742	16,080	14,110
	SUBTOTAL SALARIES & BENEFITS	517,843	460,613	564,250	686,370
62010	Communications	8,462	7,118	5,000	4,000
62120	Training, Transportation, Meetings	1,145	3,038	10,000	10,000
62140	Membership, Subscription & Dues	1,300	1,787	2,000	2,000
62300	Contract Services-Professional	2,044,926	2,285,304	2,156,000	2,254,000
	SUBTOTAL CONTRACTUALS	2,055,832	2,297,247	2,173,000	2,270,000
63001	Miscellaneous Operating Expenses	6,740	4,728	10,000	15,000
63300	Gas & Diesel	10,304	10,893	9,000	5,000
	SUBTOTAL COMMODITIES	17,045	15,620	19,000	20,000
65010	Rental City Equipment	15,288	16,824	10,870	11,730
65011	Equipment Replacement Charges	3,480	870	1,900	1,900
65012	Accident Repair & Replacement	756	756	0	0
65040	IT Maintenance Charge	17,850	12,770	17,290	18,050
65055	Communications- Landlines	0	0	0	2,510
65100	Insurance Charges	54,240	50,226	46,290	46,180
65105	Benefits Overhead	980	3,069	2,900	2,920
65210	Delivery Charges	430	0	0	0
65240	Public Works Administrative Ch	173,200	173,200	225,170	114,830
65400	Indirect Costs	86,055	93,333	127,770	174,980
	SUBTOTAL FIXED CHARGES	352,279	351,048	432,190	373,100
66220	Improvements Other Than Building	629,182	280,524	199,000	0
66400	Machinery & Equipment	0	0	50,000	0
66511	Computer Software Subscriptions	0	0	0	800
	SUBTOTAL CAPITAL	629,182	280,524	249,000	800
67301	POB Principal-Misc	0	12,716	4,360	7,060
67311	POB Interest - Misc	18,906	23,200	23,190	23,160
	SUBTOTAL DEBT SERVICE	18,906	35,916	27,550	30,220
	TOTAL	3,591,087	3,440,968	3,464,990	3,380,490

FED CLEAN WATER PROTECTION ENT

PUBLIC WORKS

ACCOUNTING UNIT

DELHI DIVERSION PROJECT

05717660

Account Code	LINE ITEM RESOURCES	ACTUAL FY 21-22	ACTUAL FY 22-23	ADOPTED FY 23-24	PROPOSED FY 24-25
62321	Maintenance & Repair Improve	0	0	1,000,000	0
	SUBTOTAL CONTRACTUALS	0	0	1,000,000	0
66220	Improvements Other Than Building	0	1,000,000	0	0
	SUBTOTAL CAPITAL	0	1,000,000	0	0
	TOTAL	0	1,000,000	1,000,000	0

**RESIDENTIAL STREET IMPROVEMENT
DEPARTMENT RESOURCE SUMMARY**

PUBLIC WORKS

ACTIVITIES		ACTUAL FY 21-22	ACTUAL FY 22-23	ADOPTED FY 23-24	PROPOSED FY 24-25
REVENUES					
51701	Transport/Oversize Permits	19,101	13,925	10,000	13,000
53704	Trench Cut Fee/Arterial	149,950	114,707	100,000	64,000
53705	Trench Cut Fee	102,309	102,488	75,000	35,000
53706	Street Construction Fee	571,059	529,132	300,000	525,000
53730	HOST Fee	15,634	2,267	15,000	15,000
58000	Earning On Investments	37,477	57,714	0	0
	TOTAL REVENUES	895,530	820,234	500,000	652,000
EXPENDITURES					
05817660	RESIDENTIAL STREET IMPROVEMENT	61,425	0	148,870	481,200
	TOTAL EXPENDITURES	61,425	0	148,870	481,200
OPERATING EXPENSES		ACTUAL FY 21-22	ACTUAL FY 22-23	ADOPTED FY 23-24	PROPOSED FY 24-25
61000	SALARIES & BENEFITS	0	0	142,630	357,500
62000	CONTRACTUALS	61,425	0	2,040	0
65000	FIXED CHARGES	0	0	4,200	123,700
	TOTAL	61,425	0	148,870	481,200

RESIDENTIAL STREET IMPROVEMENT

PUBLIC WORKS		ACCOUNTING UNIT			
RESIDENTIAL STREET IMPROVEMENT		05817002			
Account Code	LINE ITEM RESOURCES	ACTUAL FY 21-22	ACTUAL FY 22-23	ADOPTED FY 23-24	PROPOSED FY 24-25
51701	Transport/Oversize Permits	19,101	13,925	10,000	13,000
53704	Trench Cut Fee/Arterial	149,950	114,707	100,000	64,000
53705	Trench Cut Fee	102,309	102,488	75,000	35,000
53706	Street Construction Fee	571,059	529,132	300,000	525,000
53730	HOST Fee	15,634	2,267	15,000	15,000
58000	Earning On Investments	37,477	57,714	0	0
	SUBTOTAL REVENUES	895,530	820,234	500,000	652,000
	TOTAL	895,530	820,234	500,000	652,000

RESIDENTIAL STREET IMPROVEMENT

PUBLIC WORKS		ACCOUNTING UNIT			
RESIDENTIAL STREET IMPROVEMENT		05817660			
Account Code	LINE ITEM RESOURCES	ACTUAL FY 21-22	ACTUAL FY 22-23	ADOPTED FY 23-24	PROPOSED FY 24-25
61000	Salaries Regular	0	0	103,900	289,640
61100	Retirement-Employer Normal Cost	0	0	13,040	19,900
61120	Medicare Insurance	0	0	1,510	4,180
61130	Health Insurance	0	0	24,180	41,040
61170	Retiree Health Benefits	0	0	0	2,740
	SUBTOTAL SALARIES & BENEFITS	0	0	142,630	357,500
62300	Contract Services-Professional	61,425	0	2,040	0
	SUBTOTAL CONTRACTUALS	61,425	0	2,040	0
65040	IT Maintenance Charge	0	0	0	11,870
65055	Communications- Landlines	0	0	0	1,650
65240	Public Works Administrative Ch	0	0	4,200	0
65400	Indirect Costs	0	0	0	110,180
	SUBTOTAL FIXED CHARGES	0	0	4,200	123,700
	TOTAL	61,425	0	148,870	481,200

**SELECT STREET CONSTRUCTION
DEPARTMENT RESOURCE SUMMARY**

PUBLIC WORKS

ACTIVITIES		ACTUAL FY 21-22	ACTUAL FY 22-23	ADOPTED FY 23-24	PROPOSED FY 24-25
REVENUES					
52001	Federal Grant-Indirect	3,430,320	118,771	0	0
57071	Sale of Land	292,155	1,172,278	0	0
57080	Developer Contributions In Lieu	18,573	0	0	0
57960	Rental Of Property	151,242	124,046	0	0
57961	Contra Rent Revenue GASB 87	(52,800)	0	0	0
57962	Lease Revenue	52,281	0	0	0
57990	Miscellaneous Income	(27,281)	0	0	0
58000	Earning On Investments	97,721	188,021	0	0
58002	Net Increase (Decrease) In Fai	(1,135,848)	(700,528)	0	0
58020	Interest Income- Leases	858	0	0	0
59000-029	Transfer From Fund 029-Gax Tax	4,848,715	5,453,414	7,673,410	8,039,480
59000-069	Transfer From Fund 069	0	2,266,666	2,406,070	2,521,080
	TOTAL REVENUES	7,675,935	8,622,668	10,079,480	10,560,560
EXPENDITURES					
05917660	SELECT STREET CONSTRUCTION	1,562,623	2,322,878	2,028,390	3,359,130
05917661	OCTA BRISTOL ST CORRIDOR IMPS	28,069	61,336	0	0
05917663	HUTA 2103 GAS TAX	2,115,871	3,357,218	0	0
05917664	Vehicle Impact Fee Program	0	2,983,908	2,407,200	2,521,080
05917665	HUTA GAS TAX - RMRA	2,732,843	2,096,197	7,631,610	8,039,480
05917668	WARNER AVE-TUSTIN CFD	668,326	1,566,889	0	0
	TOTAL EXPENDITURES	7,107,734	12,388,426	12,067,200	13,919,690
OPERATING EXPENSES		ACTUAL FY 21-22	ACTUAL FY 22-23	ADOPTED FY 23-24	PROPOSED FY 24-25
66000	CAPITAL	7,107,734	12,388,426	12,067,200	13,919,690
	TOTAL	7,107,734	12,388,426	12,067,200	13,919,690

SELECT STREET CONSTRUCTION

PUBLIC WORKS		ACCOUNTING UNIT			
WARNER AVE-TUSTIN CFD		05917668			
Account Code	LINE ITEM RESOURCES	ACTUAL FY 21-22	ACTUAL FY 22-23	ADOPTED FY 23-24	PROPOSED FY 24-25
66100	Land	545,809	1,486,047	0	0
66220	Improvements Other Than Building	122,517	80,843	0	0
	SUBTOTAL CAPITAL	668,326	1,566,889	0	0
	TOTAL	668,326	1,566,889	0	0

SELECT STREET CONSTRUCTION

PUBLIC WORKS		ACCOUNTING UNIT			
SELECT STREET CONSTRUCTION		05917002			
Account Code	LINE ITEM RESOURCES	ACTUAL FY 21-22	ACTUAL FY 22-23	ADOPTED FY 23-24	PROPOSED FY 24-25
52001	Federal Grant-Indirect	3,430,320	118,771	0	0
57071	Sale of Land	292,155	1,172,278	0	0
57080	Developer Contributions In Lieu	18,573	0	0	0
57960	Rental Of Property	151,242	124,046	0	0
57961	Contra Rent Revenue GASB 87	(52,800)	0	0	0
57962	Lease Revenue	52,281	0	0	0
57990	Miscellaneous Income	(27,281)	0	0	0
58000	Earning On Investments	97,721	188,021	0	0
58002	Net Increase (Decrease) In Fai	(1,135,848)	(700,528)	0	0
58020	Interest Income- Leases	858	0	0	0
59000	Transfer From Fund 029-Gax Tax	4,848,715	5,453,414	7,673,410	8,039,480
59000	Transfer From Fund 069	0	2,266,666	2,406,070	2,521,080
	SUBTOTAL REVENUES	7,675,935	8,622,668	10,079,480	10,560,560
	TOTAL	7,675,935	8,622,668	10,079,480	10,560,560

SELECT STREET CONSTRUCTION

PUBLIC WORKS		ACCOUNTING UNIT			
SELECT STREET CONSTRUCTION		05917660			
Account Code	LINE ITEM RESOURCES	ACTUAL FY 21-22	ACTUAL FY 22-23	ADOPTED FY 23-24	PROPOSED FY 24-25
66220	Improvements Other Than Building	1,562,623	2,322,878	2,028,390	3,359,130
	SUBTOTAL CAPITAL	1,562,623	2,322,878	2,028,390	3,359,130
	TOTAL	1,562,623	2,322,878	2,028,390	3,359,130

SELECT STREET CONSTRUCTION

PUBLIC WORKS		ACCOUNTING UNIT			
OCTA BRISTOL ST CORRIDOR IMPS		05917661			
Account Code	LINE ITEM RESOURCES	ACTUAL FY 21-22	ACTUAL FY 22-23	ADOPTED FY 23-24	PROPOSED FY 24-25
66100	Land	857	0	0	0
66220	Improvements Other Than Building	27,212	61,336	0	0
	SUBTOTAL CAPITAL	28,069	61,336	0	0
	TOTAL	28,069	61,336	0	0

SELECT STREET CONSTRUCTION

PUBLIC WORKS		ACCOUNTING UNIT			
HUTA 2103 GAS TAX		05917663			
Account Code	LINE ITEM RESOURCES	ACTUAL FY 21-22	ACTUAL FY 22-23	ADOPTED FY 23-24	PROPOSED FY 24-25
66100	Land	311,486	263,219	0	0
66220	Improvements Other Than Building	1,804,385	3,093,999	0	0
	SUBTOTAL CAPITAL	2,115,871	3,357,218	0	0
	TOTAL	2,115,871	3,357,218	0	0

SELECT STREET CONSTRUCTION

PUBLIC WORKS		ACCOUNTING UNIT			
Vehicle Impact Fee Program		05917664			
Account Code	LINE ITEM RESOURCES	ACTUAL FY 21-22	ACTUAL FY 22-23	ADOPTED FY 23-24	PROPOSED FY 24-25
66220	Improvements Other Than Building	0	2,983,908	2,407,200	2,521,080
	SUBTOTAL CAPITAL	0	2,983,908	2,407,200	2,521,080
	TOTAL	0	2,983,908	2,407,200	2,521,080

SELECT STREET CONSTRUCTION

PUBLIC WORKS		ACCOUNTING UNIT			
HUTA GAS TAX - RMRA		05917665			
Account Code	LINE ITEM RESOURCES	ACTUAL FY 21-22	ACTUAL FY 22-23	ADOPTED FY 23-24	PROPOSED FY 24-25
66220	Improvements Other Than Building	2,732,843	2,096,197	7,631,610	8,039,480
	SUBTOTAL CAPITAL	2,732,843	2,096,197	7,631,610	8,039,480
	TOTAL	2,732,843	2,096,197	7,631,610	8,039,480

**WATER REVENUE
DEPARTMENT RESOURCE SUMMARY**

PUBLIC WORKS

ACTIVITIES	ACTUAL FY 21-22	ACTUAL FY 22-23	ADOPTED FY 23-24	PROPOSED FY 24-25
REVENUES				
52001 Federal Grant-Indirect	0	10,500	0	0
53709 Connection Charge	87,396	788,347	621,540	681,540
53712 Water Sales - Regular	39,781,857	37,304,793	42,414,570	42,204,050
53713 Fireline Service Charge	400,923	407,099	385,860	385,860
53714 Basic Service Charge	24,295,842	24,341,758	25,314,000	25,344,340
53715 Re-Connection Charge	12,232	14,821	44,400	99,400
53716 After Hours Service Charge	3,495	1,886	8,600	10,600
53717 Tag Fee	(12)	405	75,000	100,000
53720 Penalties & Service Charge	26	1,907,126	859,760	1,309,760
53722 NPDES Water	1,259,552	1,149,524	1,238,000	1,238,000
53725 Water Sales - Miscellaneous	781,332	71,762	173,120	173,120
53735 Water Sales-Recycled Water	0	0	377,400	377,400
53736 Basic Service Charge-Recycled Water	0	0	145,570	145,570
53902 Misc Service Charge	0	40,100	0	0
57000 Expense Reimbursement	0	21,500	0	0
57010 Miscellaneous Recoveries	112,236	1,105	0	50,000
57011 Miscellaneous Cost Refunds	(18,292)	69,062	0	0
57363 Cell Tower Lease Agreement	0	0	30,000	0
57960 Rental Of Property	287,462	237,826	200,000	250,000
57993 Write Off Collections	(348,462)	118,748	0	0
58000 Earning On Investments	394,829	324,614	150,000	0
58002 Net Increase (Decrease) In Fai	(3,306,398)	1,252,268	0	0
58005 Investment Income-Trustee	0	370	0	0
TOTAL REVENUES	63,744,018	68,063,614	72,037,820	72,369,640
EXPENDITURES				
06017019 WATER - INTERFUND TRANSFER	11,836,023	29,325,266	1,280,800	1,280,800
06017020 WATER DEBT SERVICE	521,257	1,348,842	1,323,240	1,363,900
06017640 WATER UTY WTR PROD & SUPPLY	32,789,601	35,461,832	40,327,370	39,148,220
06017641 WATER SYSTEM MAINT	6,121,002	6,079,239	7,707,570	7,677,140
06017642 WATER-MISC EXPENSES	4,560,657	4,568,234	4,500,000	4,537,900
06017644 WATER QUALITY	1,507,688	1,882,648	2,547,410	2,736,360
06017645 WATER ADMIN/ENGINEERING	9,024,826	9,951,790	9,719,120	10,447,580
06017646 WATER METER SERVICES	1,860,511	1,863,567	4,288,990	4,449,920
06017647 RECYCLED WATER	372,915	364,702	457,910	503,870
TOTAL EXPENDITURES	68,594,481	90,846,119	72,152,410	72,145,690
OPERATING EXPENSES	ACTUAL FY 21-22	ACTUAL FY 22-23	ADOPTED FY 23-24	PROPOSED FY 24-25
61000 SALARIES & BENEFITS	8,575,276	8,869,034	10,857,990	12,331,530
62000 CONTRACTUALS	23,928,584	25,813,812	33,930,460	30,870,270
63000 COMMODITIES	11,810,485	12,750,475	12,966,200	12,902,010
65000 FIXED CHARGES	11,264,633	11,457,436	11,056,410	12,611,190
66000 CAPITAL	478,182	959,198	500,000	484,210
67000 DEBT SERVICE	680,571	1,650,171	1,560,550	1,665,680
68000 TRANSFERS	11,856,750	29,345,992	1,280,800	1,280,800
TOTAL	68,594,481	90,846,119	72,152,410	72,145,690

WATER REVENUE

PUBLIC WORKS		ACCOUNTING UNIT			
PUB WKS WATER REVENUE		06017002			
Account Code	LINE ITEM RESOURCES	ACTUAL FY 21-22	ACTUAL FY 22-23	ADOPTED FY 23-24	PROPOSED FY 24-25
52001	Federal Grant-Indirect	0	10,500	0	0
53709	Connection Charge	87,396	788,347	621,540	681,540
53712	Water Sales - Regular	39,781,857	37,304,793	42,414,570	42,204,050
53713	Fireline Service Charge	400,923	407,099	385,860	385,860
53714	Basic Service Charge	24,295,842	24,341,758	25,314,000	25,344,340
53715	Re-Connection Charge	12,232	14,821	44,400	99,400
53716	After Hours Service Charge	3,495	1,886	8,600	10,600
53717	Tag Fee	(12)	405	75,000	100,000
53720	Penalties & Service Charge	26	1,907,126	859,760	1,309,760
53722	NPDES Water	1,259,552	1,149,524	1,238,000	1,238,000
53725	Water Sales - Miscellaneous	781,332	71,762	173,120	173,120
53735	Water Sales-Recycled Water	0	0	377,400	377,400
53736	Basic Service Charge-Recycled Water	0	0	145,570	145,570
53902	Misc Service Charge	0	40,100	0	0
57000	Expense Reimbursement	0	21,500	0	0
57010	Miscellaneous Recoveries	112,236	1,105	0	50,000
57011	Miscellaneous Cost Refunds	(18,292)	69,062	0	0
57363	Cell Tower Lease Agreement	0	0	30,000	0
57960	Rental Of Property	287,462	237,826	200,000	250,000
57993	Write Off Collections	(348,462)	118,748	0	0
58000	Earning On Investments	394,829	324,614	150,000	0
58002	Net Increase (Decrease) In Fai	(3,306,398)	1,252,268	0	0
58005	Investment Income-Trustee	0	370	0	0
	SUBTOTAL REVENUES	63,744,018	68,063,614	72,037,820	72,369,640
	TOTAL	63,744,018	68,063,614	72,037,820	72,369,640

WATER REVENUE

PUBLIC WORKS		ACCOUNTING UNIT			
WATER - INTERFUND TRANSFER		06017019			
Account Code	LINE ITEM RESOURCES	ACTUAL FY 21-22	ACTUAL FY 22-23	ADOPTED FY 23-24	PROPOSED FY 24-25
68000	Transfer to Fund 057	1,259,552	1,149,524	1,280,800	1,280,800
68000	Transfer to Fund 066	10,576,471	28,175,741	0	0
	SUBTOTAL TRANSFERS	11,836,023	29,325,266	1,280,800	1,280,800
	TOTAL	11,836,023	29,325,266	1,280,800	1,280,800

WATER REVENUE

PUBLIC WORKS		ACCOUNTING UNIT			
WATER DEBT SERVICE		06017020			
Account Code	LINE ITEM RESOURCES	ACTUAL FY 21-22	ACTUAL FY 22-23	ADOPTED FY 23-24	PROPOSED FY 24-25
62300	Contract Services-Professional	4,599	10,059	10,000	10,000
62401	Trustee Fee	0	0	2,500	2,500
	SUBTOTAL CONTRACTUALS	4,599	10,059	12,500	12,500
67300	Bond Principal	0	865,000	905,000	940,000
67310	Bond Interest	516,658	473,783	405,740	411,400
	SUBTOTAL DEBT SERVICE	516,658	1,338,783	1,310,740	1,351,400
	TOTAL	521,257	1,348,842	1,323,240	1,363,900

WATER REVENUE

PUBLIC WORKS		ACCOUNTING UNIT			
WATER UTY WTR PROD & SUPPLY		06017640			
Account Code	LINE ITEM RESOURCES	ACTUAL FY 21-22	ACTUAL FY 22-23	ADOPTED FY 23-24	PROPOSED FY 24-25
61000	Salaries Regular	1,088,640	1,324,076	1,606,080	2,012,780
61010	Salaries Cash Out/Separation	14,046	0	0	2,170
61020	Salaries Part-Time	101,784	109,915	126,760	125,570
61040	Salaries Overtime	361,659	435,708	370,000	385,000
61100	Retirement-Employer Normal Cost	65,840	74,768	146,480	192,080
61102	Retirement- Employer Unfunded- Miscellaneous	233,815	173,343	130,880	254,510
61110	Part-Time Retirement	2,846	2,900	4,750	4,710
61120	Medicare Insurance	21,534	25,667	25,080	30,930
61130	Health Insurance	199,126	239,926	355,140	465,130
61170	Retiree Health Benefits	929	1,136	1,420	19,610
61180	Worker Compensation Insurance	63,590	83,325	68,450	73,630
	SUBTOTAL SALARIES & BENEFITS	2,153,809	2,470,764	2,835,040	3,566,120
62000	Utilities	2,857,459	3,002,952	3,240,000	3,240,000
62010	Communications	43,899	56,551	18,400	22,510
62120	Training, Transportation, Meetings	15,775	50,819	66,400	30,000
62140	Membership, Subscription & Dues	202,303	215,194	230,000	75,000
62300	Contract Services-Professional	16,366,918	17,617,001	22,206,400	20,332,000
62320	Maintenance & Repair Buildings	0	0	150,000	0
62321	Maintenance & Repair Improve	37,224	0	20,000	20,000
62322	Maintenance & Repair Machinery	4,400	8,405	5,000	5,000
62500	Rent Payments	0	0	464,800	0
	SUBTOTAL CONTRACTUALS	19,527,976	20,950,922	26,401,000	23,724,510
63001	Miscellaneous Operating Expenses	10,007,148	10,540,310	9,824,350	9,719,350
63300	Gas & Diesel	40,484	53,922	30,360	30,360
63302	Alternative Fuel-Propane	0	0	0	70,000
	SUBTOTAL COMMODITIES	10,047,632	10,594,232	9,854,710	9,819,710
65010	Rental City Equipment	113,300	135,451	133,590	150,290
65011	Equipment Replacement Charges	105,908	25,017	64,070	81,760
65012	Accident Repair & Replacement	4,775	5,493	540	1,180
65020	City Yard Rental	0	0	0	292,540
65040	IT Maintenance Charge	69,960	85,610	91,300	119,070
65055	Communications- Landlines	0	0	0	16,580
65100	Insurance Charges	168,150	249,975	197,100	237,550
65105	Benefits Overhead	3,780	15,276	12,340	15,050
65210	Delivery Charges	790	0	0	0
65240	Public Works Administrative Ch	0	0	0	19,670
65400	Indirect Costs	468,650	574,506	678,380	959,880
	SUBTOTAL FIXED CHARGES	935,313	1,091,328	1,177,320	1,893,570
66400	Machinery & Equipment	70,949	270,799	0	0
66511	Computer Software Subscriptions	0	0	0	39,000
	SUBTOTAL CAPITAL	70,949	270,799	0	39,000
67200	Principal-Leases	0	0	10,920	35,700
67301	POB Principal-Misc	0	22,326	7,660	16,270
67311	POB Interest - Misc	33,195	40,735	40,720	53,340
	SUBTOTAL DEBT SERVICE	33,195	63,060	59,300	105,310

68000	Transfer to Fund 051	20,726	20,726	0	0
	SUBTOTAL TRANSFERS	20,726	20,726	0	0
	TOTAL	32,789,601	35,461,832	40,327,370	39,148,220

WATER REVENUE

PUBLIC WORKS		ACCOUNTING UNIT			
WATER SYSTEM MAINT		06017641			
Account Code	LINE ITEM RESOURCES	ACTUAL FY 21-22	ACTUAL FY 22-23	ADOPTED FY 23-24	PROPOSED FY 24-25
61000	Salaries Regular	1,215,482	1,171,634	1,315,970	1,439,050
61020	Salaries Part-Time	17,544	26,610	38,920	20,430
61040	Salaries Overtime	374,121	358,000	387,000	387,000
61100	Retirement-Employer Normal Cost	65,599	57,939	106,000	117,210
61102	Retirement- Employer Unfunded- Miscellaneous	353,891	134,327	105,640	170,870
61110	Part-Time Retirement	658	912	2,300	770
61120	Medicare Insurance	20,375	19,549	19,910	21,120
61130	Health Insurance	266,104	247,369	389,550	368,070
61170	Retiree Health Benefits	40	165	440	13,800
61180	Worker Compensation Insurance	74,780	69,838	70,900	57,480
	SUBTOTAL SALARIES & BENEFITS	2,388,594	2,086,343	2,436,630	2,595,800
62010	Communications	12,571	20,055	19,210	19,210
62120	Training, Transportation, Meetings	22,710	36,482	20,000	20,000
62140	Membership, Subscription & Dues	34,357	34,648	46,000	46,000
62300	Contract Services-Professional	932,459	1,224,670	1,480,500	1,480,500
62320	Maintenance & Repair Buildings	0	0	25,000	25,000
62322	Maintenance & Repair Machinery	4,400	0	33,000	33,000
	SUBTOTAL CONTRACTUALS	1,006,496	1,315,855	1,623,710	1,623,710
63001	Miscellaneous Operating Expenses	760,360	805,975	1,313,400	1,313,400
63300	Gas & Diesel	54,111	75,886	101,360	101,360
	SUBTOTAL COMMODITIES	814,471	881,861	1,414,760	1,414,760
65010	Rental City Equipment	299,922	343,478	347,350	374,810
65011	Equipment Replacement Charges	322,380	94,891	152,940	249,520
65012	Accident Repair & Replacement	5,750	7,151	5,930	13,000
65020	City Yard Rental	228,770	228,770	275,800	302,720
65040	IT Maintenance Charge	87,800	85,060	95,280	102,410
65055	Communications- Landlines	0	0	0	14,260
65100	Insurance Charges	197,750	209,515	204,150	188,150
65105	Benefits Overhead	5,460	12,804	12,790	11,910
65210	Delivery Charges	1,270	0	0	0
65400	Indirect Costs	485,341	479,578	561,930	702,400
	SUBTOTAL FIXED CHARGES	1,634,443	1,461,247	1,656,170	1,959,180
66400	Machinery & Equipment	224,638	234,465	500,000	0
	SUBTOTAL CAPITAL	224,638	234,465	500,000	0
67301	POB Principal-Misc	0	35,216	12,070	19,550
67311	POB Interest - Misc	52,360	64,253	64,230	64,140
	SUBTOTAL DEBT SERVICE	52,360	99,469	76,300	83,690
	TOTAL	6,121,002	6,079,239	7,707,570	7,677,140

WATER REVENUE

PUBLIC WORKS		ACCOUNTING UNIT			
WATER-MISC EXPENSES		06017642			
Account Code	LINE ITEM RESOURCES	ACTUAL FY 21-22	ACTUAL FY 22-23	ADOPTED FY 23-24	PROPOSED FY 24-25
62000	Utilities	1,963	1,890	0	0
62251	Other Agency Services	20,794	28,444	0	0
	SUBTOTAL CONTRACTUALS	22,757	30,334	0	0
65500	General Fund Overhead	4,537,900	4,537,900	4,500,000	4,537,900
	SUBTOTAL FIXED CHARGES	4,537,900	4,537,900	4,500,000	4,537,900
	TOTAL	4,560,657	4,568,234	4,500,000	4,537,900

WATER REVENUE

PUBLIC WORKS		ACCOUNTING UNIT			
WATER QUALITY		06017644			
Account Code	LINE ITEM RESOURCES	ACTUAL FY 21-22	ACTUAL FY 22-23	ADOPTED FY 23-24	PROPOSED FY 24-25
61000	Salaries Regular	258,661	310,695	438,840	524,440
61010	Salaries Cash Out/Separation	0	2,229	0	6,400
61020	Salaries Part-Time	37,152	40,159	80,350	77,170
61040	Salaries Overtime	66,894	92,835	120,000	120,000
61100	Retirement-Employer Normal Cost	14,374	15,575	41,550	39,460
61102	Retirement- Employer Unfunded- Miscellaneous	83,166	36,108	26,650	32,030
61110	Part-Time Retirement	921	986	2,530	2,890
61120	Medicare Insurance	4,401	5,255	7,320	8,700
61130	Health Insurance	41,790	50,153	102,330	101,790
61170	Retiree Health Benefits	40	165	440	5,010
61180	Worker Compensation Insurance	25,780	20,321	17,010	16,830
	SUBTOTAL SALARIES & BENEFITS	533,179	574,481	837,020	934,720
62010	Communications	12,686	9,608	5,450	5,450
62120	Training, Transportation, Meetings	10,443	9,146	9,700	9,700
62140	Membership, Subscription & Dues	3,648	13,762	18,900	18,900
62300	Contract Services-Professional	229,989	325,728	690,500	690,500
62322	Maintenance & Repair Machinery	0	0	3,000	3,000
	SUBTOTAL CONTRACTUALS	256,766	358,245	727,550	727,550
63001	Miscellaneous Operating Expenses	384,471	619,362	609,300	609,300
63300	Gas & Diesel	17,440	18,071	5,100	5,100
	SUBTOTAL COMMODITIES	401,911	637,433	614,400	614,400
65010	Rental City Equipment	48,166	51,828	43,010	46,410
65011	Equipment Replacement Charges	52,478	12,768	28,100	27,850
65012	Accident Repair & Replacement	1,872	1,788	0	0
65040	IT Maintenance Charge	21,590	20,920	27,020	28,200
65055	Communications- Landlines	0	0	0	3,930
65100	Insurance Charges	68,170	60,962	48,980	55,090
65105	Benefits Overhead	1,170	3,725	3,070	3,490
65210	Delivery Charges	390	0	0	0
65400	Indirect Costs	109,538	137,111	200,560	274,500
	SUBTOTAL FIXED CHARGES	303,374	289,102	350,740	439,470
66400	Machinery & Equipment	314	0	0	0
66511	Computer Software Subscriptions	0	314	0	800
	SUBTOTAL CAPITAL	314	314	0	800
67301	POB Principal-Misc	0	8,169	2,800	4,540
67311	POB Interest - Misc	12,146	14,904	14,900	14,880
	SUBTOTAL DEBT SERVICE	12,146	23,073	17,700	19,420
	TOTAL	1,507,688	1,882,648	2,547,410	2,736,360

WATER REVENUE

PUBLIC WORKS		ACCOUNTING UNIT			
WATER ADMIN/ENGINEERING		06017645			
Account Code	LINE ITEM RESOURCES	ACTUAL FY 21-22	ACTUAL FY 22-23	ADOPTED FY 23-24	PROPOSED FY 24-25
61000	Salaries Regular	1,721,772	1,716,533	2,278,560	2,606,730
61010	Salaries Cash Out/Separation	0	41,912	0	2,170
61020	Salaries Part-Time	180,346	133,190	146,570	146,300
61040	Salaries Overtime	90,428	117,244	70,000	70,000
61100	Retirement-Employer Normal Cost	118,458	123,460	252,110	281,390
61102	Retirement- Employer Unfunded- Miscellaneous	358,414	286,229	246,410	232,560
61110	Part-Time Retirement	6,307	4,868	7,100	5,490
61120	Medicare Insurance	29,271	27,893	35,770	39,860
61130	Health Insurance	189,119	191,883	426,540	500,520
61170	Retiree Health Benefits	2,340	1,680	2,040	25,740
61180	Worker Compensation Insurance	104,030	108,675	109,370	88,730
	SUBTOTAL SALARIES & BENEFITS	2,800,484	2,753,566	3,574,470	3,999,490
62010	Communications	24,185	22,790	27,230	27,230
62120	Training, Transportation, Meetings	43,416	22,468	30,000	30,000
62131	SAMA Wellness and Fitness Program Reimbursements	300	300	0	0
62140	Membership, Subscription & Dues	22,037	18,857	25,000	25,000
62300	Contract Services-Professional	2,413,760	3,013,064	2,736,000	2,352,300
62302	Contracted Vendor Personnel Services	0	30,825	100,000	100,000
62322	Maintenance & Repair Machinery	3,450	0	5,000	5,000
	SUBTOTAL CONTRACTUALS	2,507,148	3,108,304	2,923,230	2,539,530
63001	Miscellaneous Operating Expenses	120,993	135,966	222,500	193,310
63300	Gas & Diesel	7,703	12,949	5,700	5,700
	SUBTOTAL COMMODITIES	128,696	148,915	228,200	199,010
65010	Rental City Equipment	33,276	63,114	38,570	41,620
65011	Equipment Replacement Charges	22,490	10,078	12,610	22,720
65012	Accident Repair & Replacement	1,092	2,053	0	0
65040	IT Maintenance Charge	96,440	121,310	135,100	145,460
65050	IT Department Specific	159,920	159,920	159,920	164,720
65055	Communications- Landlines	0	0	0	20,250
65100	Insurance Charges	275,100	325,957	314,930	290,440
65105	Benefits Overhead	5,660	19,924	19,720	18,390
65210	Delivery Charges	750	0	0	0
65240	Public Works Administrative Ch	2,340,400	2,340,400	1,435,810	1,435,810
65400	Indirect Costs	601,216	611,321	800,550	1,073,880
	SUBTOTAL FIXED CHARGES	3,536,344	3,654,077	2,917,210	3,213,290
66400	Machinery & Equipment	0	187,790	0	0
66511	Computer Software Subscriptions	0	59	0	412,890
	SUBTOTAL CAPITAL	0	187,849	0	412,890
67301	POB Principal-Misc	0	35,078	12,030	19,480
67311	POB Interest - Misc	52,155	64,001	63,980	63,890
	SUBTOTAL DEBT SERVICE	52,155	99,079	76,010	83,370
	TOTAL	9,024,826	9,951,790	9,719,120	10,447,580

WATER REVENUE

PUBLIC WORKS		ACCOUNTING UNIT			
WATER METER SERVICES		06017646			
Account Code	LINE ITEM RESOURCES	ACTUAL FY 21-22	ACTUAL FY 22-23	ADOPTED FY 23-24	PROPOSED FY 24-25
61000	Salaries Regular	382,889	541,806	645,520	678,230
61010	Salaries Cash Out/Separation	0	23,163	0	4,090
61020	Salaries Part-Time	11,122	24,644	57,480	39,070
61040	Salaries Overtime	32,938	79,919	100,000	100,000
61100	Retirement-Employer Normal Cost	11,337	22,707	44,360	49,330
61102	Retirement- Employer Unfunded- Miscellaneous	75,627	52,644	44,170	41,380
61110	Part-Time Retirement	417	902	2,160	1,470
61120	Medicare Insurance	6,099	9,028	10,140	10,350
61130	Health Insurance	72,926	124,784	175,800	195,960
61170	Retiree Health Benefits	0	0	0	6,470
61180	Worker Compensation Insurance	27,560	32,991	22,660	27,170
	SUBTOTAL SALARIES & BENEFITS	620,915	912,588	1,102,290	1,153,520
62010	Communications	16,912	8,902	9,170	9,170
62120	Training, Transportation, Meetings	3,784	3,146	7,000	7,000
62140	Membership, Subscription & Dues	150	2,386	3,300	3,300
62300	Contract Services-Professional	581,996	25,658	2,220,000	2,220,000
62322	Maintenance & Repair Machinery	0	0	3,000	3,000
	SUBTOTAL CONTRACTUALS	602,842	40,093	2,242,470	2,242,470
63001	Miscellaneous Operating Expenses	145,047	209,563	479,100	479,100
63300	Gas & Diesel	1,997	14,264	17,530	17,530
	SUBTOTAL COMMODITIES	147,044	223,827	496,630	496,630
65010	Rental City Equipment	40,262	56,157	44,700	48,230
65011	Equipment Replacement Charges	22,270	10,643	12,810	30,920
65012	Accident Repair & Replacement	1,428	1,839	0	0
65040	IT Maintenance Charge	28,790	27,890	45,510	47,500
65055	Communications- Landlines	0	0	0	6,610
65100	Insurance Charges	72,870	98,972	65,240	88,940
65105	Benefits Overhead	1,570	6,048	4,090	5,630
65210	Delivery Charges	190	0	0	0
65400	Indirect Costs	128,938	198,628	259,050	310,900
	SUBTOTAL FIXED CHARGES	296,318	400,177	431,400	538,730
66400	Machinery & Equipment	182,280	265,771	0	0
66511	Computer Software Subscriptions	0	0	0	800
	SUBTOTAL CAPITAL	182,280	265,771	0	800
67301	POB Principal-Misc	0	7,474	2,570	4,150
67311	POB Interest - Misc	11,112	13,636	13,630	13,620
	SUBTOTAL DEBT SERVICE	11,112	21,110	16,200	17,770
	TOTAL	1,860,511	1,863,567	4,288,990	4,449,920

WATER REVENUE

PUBLIC WORKS		ACCOUNTING UNIT			
RECYCLED WATER		06017647			
Account Code	LINE ITEM RESOURCES	ACTUAL FY 21-22	ACTUAL FY 22-23	ADOPTED FY 23-24	PROPOSED FY 24-25
61000	Salaries Regular	38,859	41,098	43,100	49,450
61040	Salaries Overtime	156	0	0	0
61100	Retirement-Employer Normal Cost	4,624	4,637	5,410	6,050
61102	Retirement- Employer Unfunded- Miscellaneous	20,625	10,750	9,110	9,880
61120	Medicare Insurance	569	582	630	710
61130	Health Insurance	11,162	11,761	12,060	13,320
61170	Retiree Health Benefits	0	0	0	500
61180	Worker Compensation Insurance	2,300	2,466	2,230	1,970
	SUBTOTAL SALARIES & BENEFITS	78,295	71,292	72,540	81,880
63001	Miscellaneous Operating Expenses	270,731	264,207	357,500	357,500
	SUBTOTAL COMMODITIES	270,731	264,207	357,500	357,500
65040	IT Maintenance Charge	2,880	2,790	2,840	2,970
65055	Communications- Landlines	0	0	0	410
65100	Insurance Charges	6,080	7,398	6,430	6,450
65105	Benefits Overhead	200	452	400	410
65400	Indirect Costs	11,782	12,966	13,900	18,810
	SUBTOTAL FIXED CHARGES	20,942	23,606	23,570	29,050
66511	Computer Software Subscriptions	0	0	0	30,720
	SUBTOTAL CAPITAL	0	0	0	30,720
67301	POB Principal-Misc	0	1,982	680	1,110
67311	POB Interest - Misc	2,946	3,616	3,620	3,610
	SUBTOTAL DEBT SERVICE	2,946	5,597	4,300	4,720
	TOTAL	372,915	364,702	457,910	503,870

**ACQUISITION & CONSTRUCTION
DEPARTMENT RESOURCE SUMMARY**

PUBLIC WORKS

ACTIVITIES	ACTUAL FY 21-22	ACTUAL FY 22-23	ADOPTED FY 23-24	PROPOSED FY 24-25
REVENUES				
57004 Expense Reimbursement-OCTA	0	1,961,263	0	0
57011 Miscellaneous Cost Refunds	5,643	2,648	0	0
58005 Investment Income-Trustee	119	3,688	0	0
59000-060 Transfer From Fund 060	10,576,471	28,175,741	0	0
TOTAL REVENUES	10,582,233	30,143,340	0	0
EXPENDITURES				
06617620 WATER BOND CAPITAL PROJECTS	0	112,649	0	0
06617647 WTR UTY CAPITAL PROJECTS	11,125,992	28,821,567	0	0
TOTAL EXPENDITURES	11,125,992	28,934,216	0	0
OPERATING EXPENSES	ACTUAL FY 21-22	ACTUAL FY 22-23	ADOPTED FY 23-24	PROPOSED FY 24-25
66000 CAPITAL	11,125,992	28,934,216	0	0
TOTAL	11,125,992	28,934,216	0	0

ACQUISITION & CONSTRUCTION

PUBLIC WORKS		ACCOUNTING UNIT			
WTR UTY WTR DIV CAPTL EXPENSE		06617002			
Account Code	LINE ITEM RESOURCES	ACTUAL FY 21-22	ACTUAL FY 22-23	ADOPTED FY 23-24	PROPOSED FY 24-25
57004	Expense Reimbursement-OCTA	0	1,961,263	0	0
57011	Miscellaneous Cost Refunds	5,643	2,648	0	0
58005	Investment Income-Trustee	119	3,688	0	0
59000	Transfer From Fund 060	10,576,471	28,175,741	0	0
	SUBTOTAL REVENUES	10,582,233	30,143,340	0	0
	TOTAL	10,582,233	30,143,340	0	0

ACQUISITION & CONSTRUCTION

PUBLIC WORKS		ACCOUNTING UNIT			
WATER BOND CAPITAL PROJECTS		06617620			
Account Code	LINE ITEM RESOURCES	ACTUAL FY 21-22	ACTUAL FY 22-23	ADOPTED FY 23-24	PROPOSED FY 24-25
66301	Water Capital Project	0	112,649	0	0
	SUBTOTAL CAPITAL	0	112,649	0	0
	TOTAL	0	112,649	0	0

ACQUISITION & CONSTRUCTION

PUBLIC WORKS		ACCOUNTING UNIT			
WTR UTY CAPITAL PROJECTS		06617647			
Account Code	LINE ITEM RESOURCES	ACTUAL FY 21-22	ACTUAL FY 22-23	ADOPTED FY 23-24	PROPOSED FY 24-25
66100	Land	554,094	8,862,832	0	0
66220	Improvements Other Than Building	5,739	0	0	0
66301	Water Capital Project	10,566,159	19,958,735	0	0
	SUBTOTAL CAPITAL	11,125,992	28,821,567	0	0
	TOTAL	11,125,992	28,821,567	0	0

**REGIONAL TRANSP CENTER
DEPARTMENT RESOURCE SUMMARY**

PUBLIC WORKS

ACTIVITIES	ACTUAL FY 21-22	ACTUAL FY 22-23	ADOPTED FY 23-24	PROPOSED FY 24-25
REVENUES				
53808 Rental-Amtrak	35,192	37,573	40,000	34,850
53810 Rental-Greyhound	100,284	93,108	66,000	55,760
53818 Concession-Vending Machines	975	750	900	900
53819 OCTA Rental	0	0	2,500	0
53823 Rental-Walsh Construction	100,065	132,876	132,880	163,200
53824 Rental-PGH	78,648	98,520	98,520	98,520
53826 Rental-Aldridge Group	111,966	113,971	130,000	137,020
53827 Rental-State (Umberg)	83,200	76,800	76,800	76,800
53829 Rental-Pacific Coast Shuttles	0	0	0	66,600
53832 Rental-RailWorks	24,670	43,560	0	53,840
57960 Rental Of Property	0	0	64,000	0
57961 Contra Rent Revenue GASB 87	(233,195)	0	0	0
57962 Lease Revenue	251,293	0	0	0
57990 Miscellaneous Income	2,699	0	3,000	0
58000 Earning On Investments	2,445	5,789	0	0
58020 Interest Income- Leases	1,272	0	0	0
59000-011 Transfer From Fund 011	2,981,870	1,081,870	1,081,870	1,081,870
TOTAL REVENUES	3,541,383	1,684,816	1,696,470	1,769,360
EXPENDITURES				
06717650 PWA - SARTC OPERATIONS	1,395,266	1,620,355	1,790,130	1,811,610
TOTAL EXPENDITURES	1,395,266	1,620,355	1,790,130	1,811,610
OPERATING EXPENSES	ACTUAL FY 21-22	ACTUAL FY 22-23	ADOPTED FY 23-24	PROPOSED FY 24-25
61000 SALARIES & BENEFITS	133,429	108,263	141,090	156,690
62000 CONTRACTUALS	1,054,134	1,253,345	1,362,840	1,433,850
63000 COMMODITIES	26,376	62,220	89,000	10,000
65000 FIXED CHARGES	131,695	172,356	180,960	201,820
66000 CAPITAL	27,825	0	0	0
67000 DEBT SERVICE	21,807	24,171	16,240	9,250
TOTAL	1,395,266	1,620,355	1,790,130	1,811,610

REGIONAL TRANSP CENTER

PUBLIC WORKS		ACCOUNTING UNIT			
PWA - SARTC OPERATIONS		06717002			
Account Code	LINE ITEM RESOURCES	ACTUAL FY 21-22	ACTUAL FY 22-23	ADOPTED FY 23-24	PROPOSED FY 24-25
53808	Rental-Amtrak	35,192	37,573	40,000	34,850
53810	Rental-Greyhound	100,284	93,108	66,000	55,760
53818	Concession-Vending Machines	975	750	900	900
53819	OCTA Rental	0	0	2,500	0
53823	Rental-Walsh Construction	100,065	132,876	132,880	163,200
53824	Rental-PGH	78,648	98,520	98,520	98,520
53826	Rental-Aldridge Group	111,966	113,971	130,000	137,020
53827	Rental-State (Umberg)	83,200	76,800	76,800	76,800
53829	Rental-Pacific Coast Shuttles	0	0	0	66,600
53832	Rental-RailWorks	24,670	43,560	0	53,840
57960	Rental Of Property	0	0	64,000	0
57961	Contra Rent Revenue GASB 87	(233,195)	0	0	0
57962	Lease Revenue	251,293	0	0	0
57990	Miscellaneous Income	2,699	0	3,000	0
58000	Earning On Investments	2,445	5,789	0	0
58020	Interest Income- Leases	1,272	0	0	0
59000	Transfer From Fund 011	2,981,870	1,081,870	1,081,870	1,081,870
	SUBTOTAL REVENUES	3,541,383	1,684,816	1,696,470	1,769,360
	TOTAL	3,541,383	1,684,816	1,696,470	1,769,360

REGIONAL TRANSP CENTER

PUBLIC WORKS		ACCOUNTING UNIT			
PWA - SARTC OPERATIONS		06717650			
Account Code	LINE ITEM RESOURCES	ACTUAL FY 21-22	ACTUAL FY 22-23	ADOPTED FY 23-24	PROPOSED FY 24-25
61000	Salaries Regular	77,913	74,844	70,990	77,580
61010	Salaries Cash Out/Separation	895	0	0	0
61020	Salaries Part-Time	9,391	1,472	41,810	47,210
61040	Salaries Overtime	8,110	7,539	0	1,280
61100	Retirement-Employer Normal Cost	2,877	2,318	3,200	3,260
61102	Retirement- Employer Unfunded- Miscellaneous	17,835	5,375	4,530	5,810
61110	Part-Time Retirement	352	55	1,570	1,770
61120	Medicare Insurance	1,294	1,024	1,630	1,800
61130	Health Insurance	9,915	11,237	12,320	13,610
61170	Retiree Health Benefits	26	19	20	710
61180	Worker Compensation Insurance	4,820	4,379	5,020	3,660
	SUBTOTAL SALARIES & BENEFITS	133,429	108,263	141,090	156,690
62000	Utilities	210,675	210,635	248,000	225,000
62010	Communications	6,071	5,573	590	0
62120	Training, Transportation, Meetings	0	128	500	500
62300	Contract Services-Professional	444,405	651,917	550,000	671,550
62310	Janitorial & Housekeeping	179,034	190,917	200,000	256,800
62320	Maintenance & Repair Buildings	213,950	158,973	257,500	255,000
62322	Maintenance & Repair Machinery	0	35,203	106,250	25,000
	SUBTOTAL CONTRACTUALS	1,054,134	1,253,345	1,362,840	1,433,850
63001	Miscellaneous Operating Expenses	26,376	62,220	89,000	10,000
	SUBTOTAL COMMODITIES	26,376	62,220	89,000	10,000
65000	Building Rental	75,100	91,340	91,340	102,710
65010	Rental City Equipment	1,221	0	0	0
65012	Accident Repair & Replacement	44	0	0	0
65040	IT Maintenance Charge	3,450	2,900	2,900	3,030
65055	Communications- Landlines	0	0	0	420
65100	Insurance Charges	12,730	13,137	14,460	11,980
65105	Benefits Overhead	250	803	910	760
65240	Public Works Administrative Ch	38,900	38,900	34,960	34,960
65400	Indirect Costs	0	25,277	36,390	47,960
	SUBTOTAL FIXED CHARGES	131,695	172,356	180,960	201,820
66200	Buildings & Building Improvements	27,825	0	0	0
	SUBTOTAL CAPITAL	27,825	0	0	0
67003	Loan Payment-OBF	19,179	19,179	12,400	5,040
67301	POB Principal-Misc	0	1,767	610	990
67311	POB Interest - Misc	2,627	3,224	3,230	3,220
	SUBTOTAL DEBT SERVICE	21,807	24,171	16,240	9,250
	TOTAL	1,395,266	1,620,355	1,790,130	1,811,610

**SANITATION FUND
DEPARTMENT RESOURCE SUMMARY**

PUBLIC WORKS

ACTIVITIES	ACTUAL FY 21-22	ACTUAL FY 22-23	ADOPTED FY 23-24	PROPOSED FY 24-25
REVENUES				
53702 Graffiti Restitution-Courts	601	2,416	10,000	3,000
53710 Abatement Control Charge	480	0	40,000	40,000
53719 Sanitation Charge	5,824,840	6,012,980	6,280,900	6,060,000
53720 Penalties & Service Charge	0	168,603	30,000	100,000
57000 Expense Reimbursement	0	0	3,000	3,000
57010 Miscellaneous Recoveries	2,013	13,178	3,000	15,000
57993 Write Off Collections	(26,614)	0	0	0
58000 Earning On Investments	57,412	57,467	11,000	35,000
59000-057 Transfer From Fund 057	200,000	200,000	200,000	200,000
TOTAL REVENUES	6,058,732	6,454,644	6,577,900	6,456,000
EXPENDITURES				
06817640 PUB WKS-ENVIRONMENT/SANITATION	3,607,889	2,821,903	2,346,030	2,633,680
06817641 PUB WKS-ROADWAY CLEANING	3,398,523	4,467,687	5,225,600	6,026,250
TOTAL EXPENDITURES	7,006,411	7,289,590	7,571,630	8,659,930
OPERATING EXPENSES	ACTUAL FY 21-22	ACTUAL FY 22-23	ADOPTED FY 23-24	PROPOSED FY 24-25
61000 SALARIES & BENEFITS	2,052,480	2,526,968	3,241,000	3,634,880
62000 CONTRACTUALS	1,277,587	1,457,429	1,970,560	2,197,960
63000 COMMODITIES	236,574	293,366	446,950	450,950
65000 FIXED CHARGES	1,491,274	1,631,168	1,826,620	2,279,080
66000 CAPITAL	1,889,343	1,271,833	3,900	4,030
67000 DEBT SERVICE	55,210	104,883	82,600	93,030
68000 TRANSFERS	3,943	3,943	0	0
TOTAL	7,006,411	7,289,590	7,571,630	8,659,930

SANITATION FUND

PUBLIC WORKS		ACCOUNTING UNIT			
PUB WKS-ENVIRONMENT/SANITATION		06817002			
Account Code	LINE ITEM RESOURCES	ACTUAL FY 21-22	ACTUAL FY 22-23	ADOPTED FY 23-24	PROPOSED FY 24-25
53702	Graffiti Restitution-Courts	601	2,416	10,000	3,000
53710	Abatement Control Charge	480	0	40,000	40,000
53719	Sanitation Charge	5,824,840	6,012,980	6,280,900	6,060,000
53720	Penalties & Service Charge	0	168,603	30,000	100,000
57000	Expense Reimbursement	0	0	3,000	3,000
57010	Miscellaneous Recoveries	2,013	13,178	3,000	15,000
57993	Write Off Collections	(26,614)	0	0	0
58000	Earning On Investments	57,412	57,467	11,000	35,000
59000	Transfer From Fund 057	200,000	200,000	200,000	200,000
	SUBTOTAL REVENUES	6,058,732	6,454,644	6,577,900	6,456,000
	TOTAL	6,058,732	6,454,644	6,577,900	6,456,000

SANITATION FUND

PUBLIC WORKS		ACCOUNTING UNIT			
PUB WKS-ENVIRONMENT/SANITATION		06817640			
Account Code	LINE ITEM RESOURCES	ACTUAL FY 21-22	ACTUAL FY 22-23	ADOPTED FY 23-24	PROPOSED FY 24-25
61000	Salaries Regular	439,187	537,923	594,350	677,040
61010	Salaries Cash Out/Separation	1,508	0	15,300	15,300
61020	Salaries Part-Time	61	0	0	6,230
61040	Salaries Overtime	1,029	7,006	38,530	38,530
61100	Retirement-Employer Normal Cost	30,195	38,246	56,630	62,500
61102	Retirement- Employer Unfunded- Miscellaneous	117,956	88,669	72,750	76,050
61110	Part-Time Retirement	5	0	0	230
61120	Medicare Insurance	6,383	7,723	8,590	9,880
61130	Health Insurance	76,055	88,830	122,840	136,260
61170	Retiree Health Benefits	1,539	1,574	1,620	6,570
61180	Worker Compensation Insurance	28,200	30,892	25,260	25,800
	SUBTOTAL SALARIES & BENEFITS	702,118	800,863	935,870	1,054,390
62010	Communications	18,907	14,411	7,520	0
62120	Training, Transportation, Meetings	2,500	803	5,500	5,670
62130	Tuition Reimbursement	0	0	4,000	4,120
62140	Membership, Subscription & Dues	0	930	2,300	2,370
62300	Contract Services-Professional	272,690	390,367	405,700	406,200
62322	Maintenance & Repair Machinery	0	0	500	500
	SUBTOTAL CONTRACTUALS	294,096	406,511	425,520	418,860
63001	Miscellaneous Operating Expenses	29,912	21,148	211,000	210,000
63300	Gas & Diesel	52,611	77,008	49,300	49,300
	SUBTOTAL COMMODITIES	82,523	98,157	260,300	259,300
65010	Rental City Equipment	136,605	160,774	175,010	188,850
65011	Equipment Replacement Charges	83,956	30,558	39,010	98,160
65012	Accident Repair & Replacement	4,906	5,289	1,600	3,510
65040	IT Maintenance Charge	29,650	33,460	35,550	40,080
65055	Communications- Landlines	0	0	0	5,580
65100	Insurance Charges	74,580	92,677	72,730	84,460
65105	Benefits Overhead	1,780	5,663	4,550	5,350
65210	Delivery Charges	410	0	0	0
65240	Public Works Administrative Ch	159,000	159,000	173,300	173,300
65400	Indirect Costs	132,941	166,249	195,390	274,570
	SUBTOTAL FIXED CHARGES	623,828	653,671	697,140	873,860
66400	Machinery & Equipment	1,888,923	831,799	0	0
66511	Computer Software Subscriptions	0	0	3,150	3,250
	SUBTOTAL CAPITAL	1,888,923	831,799	3,150	3,250
67200	Principal-Leases	0	0	550	550
67301	POB Principal-Misc	0	10,841	3,720	3,720
67311	POB Interest - Misc	16,119	19,780	19,780	19,750
	SUBTOTAL DEBT SERVICE	16,119	30,621	24,050	24,020
68000	Transfer to Fund 051	282	282	0	0
	SUBTOTAL TRANSFERS	282	282	0	0
	TOTAL	3,607,889	2,821,903	2,346,030	2,633,680

SANITATION FUND

PUBLIC WORKS		ACCOUNTING UNIT			
PUB WKS-ROADWAY CLEANING		06817641			
Account Code	LINE ITEM RESOURCES	ACTUAL FY 21-22	ACTUAL FY 22-23	ADOPTED FY 23-24	PROPOSED FY 24-25
61000	Salaries Regular	740,703	1,076,682	1,359,510	1,472,160
61010	Salaries Cash Out/Separation	274	10,155	41,850	41,870
61020	Salaries Part-Time	57,894	60,834	138,430	143,900
61040	Salaries Overtime	19,028	31,549	100,000	104,000
61100	Retirement-Employer Normal Cost	49,851	74,021	132,060	145,280
61102	Retirement- Employer Unfunded- Miscellaneous	259,460	171,610	131,730	219,860
61110	Part-Time Retirement	1,841	2,033	5,190	5,400
61120	Medicare Insurance	12,072	16,351	21,690	23,450
61130	Health Insurance	147,578	218,811	327,120	355,630
61170	Retiree Health Benefits	1,539	1,574	1,630	14,380
61180	Worker Compensation Insurance	60,120	62,486	45,920	54,560
	SUBTOTAL SALARIES & BENEFITS	1,350,361	1,726,105	2,305,130	2,580,490
62010	Communications	9,408	15,215	15,940	0
62120	Training, Transportation, Meetings	0	0	4,500	4,500
62130	Tuition Reimbursement	0	0	1,000	1,000
62140	Membership, Subscription & Dues	0	578	2,100	2,100
62300	Contract Services-Professional	974,082	1,035,125	1,521,500	1,771,500
	SUBTOTAL CONTRACTUALS	983,490	1,050,917	1,545,040	1,779,100
63001	Miscellaneous Operating Expenses	127,804	173,403	166,650	171,650
63100	Uniforms	300	0	0	0
63300	Gas & Diesel	25,948	21,807	20,000	20,000
	SUBTOTAL COMMODITIES	154,051	195,210	186,650	191,650
65010	Rental City Equipment	39,852	46,072	41,110	44,360
65011	Equipment Replacement Charges	51,360	12,840	27,980	51,510
65012	Accident Repair & Replacement	1,260	1,440	820	1,800
65020	City Yard Rental	107,560	107,560	129,670	142,330
65040	IT Maintenance Charge	69,150	68,880	77,360	101,520
65055	Communications- Landlines	0	0	0	14,140
65100	Insurance Charges	158,970	187,457	132,220	178,610
65105	Benefits Overhead	3,530	11,456	8,280	11,310
65210	Delivery Charges	560	0	0	0
65240	Public Works Administrative Ch	188,400	188,400	205,330	205,330
65400	Indirect Costs	246,805	353,393	506,710	654,310
	SUBTOTAL FIXED CHARGES	867,447	977,498	1,129,480	1,405,220
66200	Buildings & Building Improvements	0	225,824	0	0
66400	Machinery & Equipment	420	214,143	0	0
66511	Computer Software Subscriptions	0	68	750	780
	SUBTOTAL CAPITAL	420	440,034	750	780
67200	Principal-Leases	0	0	1,580	6,520
67301	POB Principal-Misc	0	26,292	9,020	14,600
67311	POB Interest - Misc	39,092	47,971	47,950	47,890
	SUBTOTAL DEBT SERVICE	39,092	74,263	58,550	69,010

68000	Transfer to Fund 051	3,661	3,661	0	0
	SUBTOTAL TRANSFERS	3,661	3,661	0	0
	TOTAL	3,398,523	4,467,687	5,225,600	6,026,250

**REFUSE COLLECTION SERVICE
DEPARTMENT RESOURCE SUMMARY**

PUBLIC WORKS

ACTIVITIES		ACTUAL FY 21-22	ACTUAL FY 22-23	ADOPTED FY 23-24	PROPOSED FY 24-25
REVENUES					
50052	Refuse Contract Program Surcharge	6,720	1,005	0	0
52025	State Grants-Direct	125,394	0	81,940	901,150
53718	Refuse Collection Charge	11,577,127	12,187,336	13,270,030	13,926,000
53720	Penalties & Service Charge	0	477,390	676,800	676,800
53723	NPDES Refuse Residential	186,158	0	0	0
53724	NPDES Refuse Non-Residential	966,319	89,739	0	0
53729	Refuse Vehicle Impact	0	2,266,666	2,406,070	2,521,080
53742	Refuse Admin Fee	0	2,326,800	2,471,060	2,587,960
53743	NPDES Fee	0	1,010,000	1,072,620	1,123,360
53744	Clean Business Initiative Fee	0	50,000	53,100	55,610
53750	Residential C&D Review Fee	0	0	0	53,730
53751	Commercial C&D Review Fee	0	0	0	52,540
55600	Administrative Citations	0	0	300,000	300,000
57010	Miscellaneous Recoveries	8,952	2,352	585,270	275,000
57082	Contributions and Donations	0	0	393,500	0
57702	County Waste Importation	679,415	728,003	733,760	772,000
57993	Write Off Collections	(64,099)	0	0	0
58000	Earning On Investments	42,862	70,406	45,000	45,000
	TOTAL REVENUES	13,528,847	19,209,698	22,089,150	23,290,230
EXPENDITURES					
06917019	REFUSE INTERFUND TRANSFER	1,152,477	3,366,405	3,872,190	6,051,640
06917640	REFUSE COLLECTION SERVICE	13,394,498	15,903,885	18,194,830	19,148,120
	TOTAL EXPENDITURES	14,546,976	19,270,291	22,067,020	25,199,760
OPERATING EXPENSES		ACTUAL FY 21-22	ACTUAL FY 22-23	ADOPTED FY 23-24	PROPOSED FY 24-25
61000	SALARIES & BENEFITS	787,145	1,103,644	1,120,670	1,530,930
62000	CONTRACTUALS	11,578,698	13,560,898	16,175,330	16,368,390
63000	COMMODITIES	30,317	39,567	80,000	90,000
65000	FIXED CHARGES	986,080	1,145,835	800,960	1,101,200
66000	CAPITAL	0	30,653	0	2,445,200
67000	DEBT SERVICE	12,258	23,288	17,870	19,600
68000	TRANSFERS	1,152,477	3,366,405	3,872,190	3,644,440
	TOTAL	14,546,976	19,270,291	22,067,020	25,199,760

REFUSE COLLECTION SERVICE

PUBLIC WORKS		ACCOUNTING UNIT			
REFUSE COLLECTION REVENUE		06917002			
Account Code	LINE ITEM RESOURCES	ACTUAL FY 21-22	ACTUAL FY 22-23	ADOPTED FY 23-24	PROPOSED FY 24-25
50052	Refuse Contract Program Surcharge	6,720	1,005	0	0
52025	State Grants-Direct	125,394	0	81,940	901,150
53718	Refuse Collection Charge	11,577,127	12,187,336	13,270,030	13,926,000
53720	Penalties & Service Charge	0	477,390	676,800	676,800
53723	NPDES Refuse Residential	186,158	0	0	0
53724	NPDES Refuse Non-Residential	966,319	89,739	0	0
53729	Refuse Vehicle Impact	0	2,266,666	2,406,070	2,521,080
53742	Refuse Admin Fee	0	2,326,800	2,471,060	2,587,960
53743	NPDES Fee	0	1,010,000	1,072,620	1,123,360
53744	Clean Business Initiative Fee	0	50,000	53,100	55,610
53750	Residential C&D Review Fee	0	0	0	53,730
53751	Commercial C&D Review Fee	0	0	0	52,540
55600	Administrative Citations	0	0	300,000	300,000
57010	Miscellaneous Recoveries	8,952	2,352	585,270	275,000
57082	Contributions and Donations	0	0	393,500	0
57702	County Waste Importation	679,415	728,003	733,760	772,000
57993	Write Off Collections	(64,099)	0	0	0
58000	Earning On Investments	42,862	70,406	45,000	45,000
	SUBTOTAL REVENUES	13,528,847	19,209,698	22,089,150	23,290,230
	TOTAL	13,528,847	19,209,698	22,089,150	23,290,230

REFUSE COLLECTION SERVICE

PUBLIC WORKS

ACCOUNTING UNIT

REFUSE INTERFUND TRANSFER

06917019

Account Code	LINE ITEM RESOURCES	ACTUAL FY 21-22	ACTUAL FY 22-23	ADOPTED FY 23-24	PROPOSED FY 24-25
66220	Improvements Other Than Building	0	0	0	2,407,200
	SUBTOTAL CAPITAL	0	0	0	2,407,200
68000	Transfer to Fund 011	0	0	150,000	0
68000	Transfer to Fund 057	1,152,477	1,099,739	1,072,620	1,123,360
68000	Transfer to Fund 059	0	2,266,666	2,406,070	2,521,080
68000	Transfer to Fund 101	0	0	243,500	0
	SUBTOTAL TRANSFERS	1,152,477	3,366,405	3,872,190	3,644,440
	TOTAL	1,152,477	3,366,405	3,872,190	6,051,640

REFUSE COLLECTION SERVICE

PUBLIC WORKS		ACCOUNTING UNIT			
REFUSE COLLECTION SERVICE		06917640			
Account Code	LINE ITEM RESOURCES	ACTUAL FY 21-22	ACTUAL FY 22-23	ADOPTED FY 23-24	PROPOSED FY 24-25
61000	Salaries Regular	483,591	633,964	705,370	994,920
61020	Salaries Part-Time	12,596	85,392	16,400	49,170
61040	Salaries Overtime	35,611	69,038	50,000	50,000
61100	Retirement-Employer Normal Cost	38,453	44,085	69,210	81,510
61102	Retirement- Employer Unfunded- Miscellaneous	97,592	102,208	80,280	89,070
61110	Part-Time Retirement	472	3,168	620	1,840
61120	Medicare Insurance	7,646	10,959	10,450	15,100
61130	Health Insurance	81,643	112,474	159,810	205,260
61170	Retiree Health Benefits	0	0	0	9,550
61180	Worker Compensation Insurance	29,540	42,356	28,530	34,510
	SUBTOTAL SALARIES & BENEFITS	787,145	1,103,644	1,120,670	1,530,930
62010	Communications	0	700	19,190	10,000
62120	Training, Transportation, Meetings	0	825	15,000	15,000
62140	Membership, Subscription & Dues	0	0	1,000	2,500
62300	Contract Services-Professional	11,578,698	13,517,443	16,140,140	16,340,890
62302	Contracted Vendor Personnel Services	0	41,930	0	0
	SUBTOTAL CONTRACTUALS	11,578,698	13,560,898	16,175,330	16,368,390
63001	Miscellaneous Operating Expenses	23,525	20,653	60,000	60,000
63300	Gas & Diesel	6,791	18,915	20,000	30,000
	SUBTOTAL COMMODITIES	30,317	39,567	80,000	90,000
65010	Rental City Equipment	23,760	33,649	41,580	44,870
65011	Equipment Replacement Charges	8,328	6,684	4,540	6,630
65012	Accident Repair & Replacement	1,260	1,680	1,180	2,590
65040	IT Maintenance Charge	34,550	47,410	65,420	62,340
65055	Communications- Landlines	0	0	0	8,680
65100	Insurance Charges	78,120	127,067	82,150	112,950
65105	Benefits Overhead	2,200	7,765	5,150	7,150
65210	Delivery Charges	460	0	0	0
65240	Public Works Administrative Ch	676,800	676,800	369,920	467,520
65400	Indirect Costs	160,602	244,780	231,020	388,470
	SUBTOTAL FIXED CHARGES	986,080	1,145,835	800,960	1,101,200
66400	Machinery & Equipment	0	30,598	0	0
66511	Computer Software Subscriptions	0	55	0	38,000
	SUBTOTAL CAPITAL	0	30,653	0	38,000
67301	POB Principal-Misc	0	8,245	2,830	4,580
67311	POB Interest - Misc	12,258	15,043	15,040	15,020
	SUBTOTAL DEBT SERVICE	12,258	23,288	17,870	19,600
	TOTAL	13,394,498	15,903,885	18,194,830	19,148,120

**EQUIPMENT REPLACEMENT FUND
DEPARTMENT RESOURCE SUMMARY**

PUBLIC WORKS

ACTIVITIES		ACTUAL FY 21-22	ACTUAL FY 22-23	ADOPTED FY 23-24	PROPOSED FY 24-25
REVENUES					
56003	Non-Enterprise ERC	1,459,772	405,457	821,700	1,242,630
56004	Enterprise ERC	1,156,306	293,356	506,300	765,610
58000	Earning On Investments	61,245	80,433	40,000	40,000
	TOTAL REVENUES	2,677,323	779,246	1,368,000	2,048,240
EXPENDITURES					
07017100	EQUIPMENT REPLACEMENT	1,242,954	1,344,262	625,000	3,458,320
	TOTAL EXPENDITURES	1,242,954	1,344,262	625,000	3,458,320
OPERATING EXPENSES		ACTUAL FY 21-22	ACTUAL FY 22-23	ADOPTED FY 23-24	PROPOSED FY 24-25
66000	CAPITAL	1,242,954	1,344,262	625,000	3,458,320
	TOTAL	1,242,954	1,344,262	625,000	3,458,320

EQUIPMENT REPLACEMENT FUND

PUBLIC WORKS		ACCOUNTING UNIT			
EQUIPMENT REPLACEMENT		07017002			
Account Code	LINE ITEM RESOURCES	ACTUAL FY 21-22	ACTUAL FY 22-23	ADOPTED FY 23-24	PROPOSED FY 24-25
56003	Non-Enterprise ERC	1,459,772	405,457	821,700	1,242,630
56004	Enterprise ERC	1,156,306	293,356	506,300	765,610
58000	Earning On Investments	61,245	80,433	40,000	40,000
	SUBTOTAL REVENUES	2,677,323	779,246	1,368,000	2,048,240
	TOTAL	2,677,323	779,246	1,368,000	2,048,240

EQUIPMENT REPLACEMENT FUND

PUBLIC WORKS

ACCOUNTING UNIT

EQUIPMENT REPLACEMENT

07017100

Account Code	LINE ITEM RESOURCES	ACTUAL FY 21-22	ACTUAL FY 22-23	ADOPTED FY 23-24	PROPOSED FY 24-25
66400	Machinery & Equipment	1,242,954	1,344,262	625,000	3,458,320
	SUBTOTAL CAPITAL	1,242,954	1,344,262	625,000	3,458,320
	TOTAL	1,242,954	1,344,262	625,000	3,458,320

**BUILDING MAINT FUND
DEPARTMENT RESOURCE SUMMARY**

PUBLIC WORKS

ACTIVITIES		ACTUAL FY 21-22	ACTUAL FY 22-23	ADOPTED FY 23-24	PROPOSED FY 24-25
REVENUES					
52001	Federal Grant-Indirect	0	371,091	0	0
56101	Newhope Branch Library	62,700	76,260	76,260	84,550
56102	Rental Charge City Department	1,356,450	1,649,970	1,649,970	1,360,090
56103	Rental New Corporate Yard	743,330	904,090	904,090	1,278,200
56104	Rental El Salvador Building	68,000	82,710	82,710	98,700
56105	Rental Jerome Building	148,310	180,380	180,380	215,220
56106	Rental City Hall Annex Building	1,032,240	1,255,480	1,255,480	1,204,870
56107	Rental Santa Anita Building	19,300	23,470	23,470	28,020
56108	Rental Senior Citizen Center Building	65,900	80,160	80,160	95,640
56109	Rental Police Facility	722,220	878,420	878,420	1,395,770
56110	Rental Library Building	277,710	337,770	337,770	374,490
56111	Rental Corbin Center Building	48,300	58,750	58,750	70,090
56112	Rental Police Sub Station	7,000	8,510	8,510	13,520
56113	Rental-Southwest Senior Center	71,600	87,090	87,090	103,910
57990	Miscellaneous Income	2,203	3,217	0	0
58000	Earning On Investments	18,407	21,504	0	0
59000-011	Transfer From Fund 011	2,500,000	0	0	0
	TOTAL REVENUES	7,143,670	6,018,872	5,623,060	6,323,070
EXPENDITURES					
07317100	BLDG MAINTENANCE	5,213,429	5,885,392	5,082,380	5,791,190
07317101	CUSTODIAL	520,415	731,578	774,400	790,280
	TOTAL EXPENDITURES	5,733,843	6,616,970	5,856,780	6,581,470
OPERATING EXPENSES		ACTUAL FY 21-22	ACTUAL FY 22-23	ADOPTED FY 23-24	PROPOSED FY 24-25
61000	SALARIES & BENEFITS	2,162,678	2,023,325	2,032,810	2,232,330
62000	CONTRACTUALS	2,577,024	3,357,211	2,665,330	2,906,550
63000	COMMODITIES	133,008	161,167	128,400	128,400
65000	FIXED CHARGES	715,910	861,645	846,830	1,121,140
67000	DEBT SERVICE	145,224	213,623	183,410	193,050
	TOTAL	5,733,843	6,616,970	5,856,780	6,581,470

BUILDING MAINT FUND

PUBLIC WORKS		ACCOUNTING UNIT			
PWA-BLDG MAINTENANCE		07317002			
Account Code	LINE ITEM RESOURCES	ACTUAL FY 21-22	ACTUAL FY 22-23	ADOPTED FY 23-24	PROPOSED FY 24-25
52001	Federal Grant-Indirect	0	371,091	0	0
56101	Newhope Branch Library	62,700	76,260	76,260	84,550
56102	Rental Charge City Department	1,356,450	1,649,970	1,649,970	1,360,090
56103	Rental New Corporate Yard	743,330	904,090	904,090	1,278,200
56104	Rental El Salvador Building	68,000	82,710	82,710	98,700
56105	Rental Jerome Building	148,310	180,380	180,380	215,220
56106	Rental City Hall Annex Building	1,032,240	1,255,480	1,255,480	1,204,870
56107	Rental Santa Anita Building	19,300	23,470	23,470	28,020
56108	Rental Senior Citizen Center Building	65,900	80,160	80,160	95,640
56109	Rental Police Facility	722,220	878,420	878,420	1,395,770
56110	Rental Library Building	277,710	337,770	337,770	374,490
56111	Rental Corbin Center Building	48,300	58,750	58,750	70,090
56112	Rental Police Sub Station	7,000	8,510	8,510	13,520
56113	Rental-Southwest Senior Center	71,600	87,090	87,090	103,910
57990	Miscellaneous Income	2,203	3,217	0	0
58000	Earning On Investments	18,407	21,504	0	0
59000	Transfer From Fund 011	2,500,000	0	0	0
	SUBTOTAL REVENUES	7,143,670	6,018,872	5,623,060	6,323,070
	TOTAL	7,143,670	6,018,872	5,623,060	6,323,070

BUILDING MAINT FUND

PUBLIC WORKS		ACCOUNTING UNIT			
BLDG MAINTENANCE		07317100			
Account Code	LINE ITEM RESOURCES	ACTUAL FY 21-22	ACTUAL FY 22-23	ADOPTED FY 23-24	PROPOSED FY 24-25
61000	Salaries Regular	1,135,770	1,232,253	1,256,090	1,365,460
61010	Salaries Cash Out/Separation	21,761	4,940	10,600	10,600
61020	Salaries Part-Time	28,831	14,036	18,720	18,720
61040	Salaries Overtime	33,789	46,799	25,750	25,750
61100	Retirement-Employer Normal Cost	91,554	90,065	116,160	128,380
61102	Retirement- Employer Unfunded- Miscellaneous	418,257	208,808	176,390	194,720
61110	Part-Time Retirement	1,081	515	700	700
61120	Medicare Insurance	17,335	18,009	18,440	20,030
61130	Health Insurance	225,214	253,088	295,340	333,360
61170	Retiree Health Benefits	1,310	1,852	1,930	13,280
61180	Worker Compensation Insurance	57,470	73,246	66,960	59,820
	SUBTOTAL SALARIES & BENEFITS	2,032,371	1,943,610	1,987,080	2,170,820
62000	Utilities	1,062,586	1,361,139	1,013,800	1,266,110
62010	Communications	73,464	26,569	17,350	6,260
62120	Training, Transportation, Meetings	0	2,635	5,000	5,720
62140	Membership, Subscription & Dues	0	928	1,000	280
62251	Other Agency Services	38,817	36,155	38,630	38,630
62300	Contract Services-Professional	1,041,929	1,314,186	909,050	479,320
62320	Maintenance & Repair Buildings	17,281	31,769	0	429,730
	SUBTOTAL CONTRACTUALS	2,234,077	2,773,383	1,984,830	2,226,050
63001	Miscellaneous Operating Expenses	124,488	144,439	68,400	68,400
63200	Operating Materials & Supplies	0	0	50,000	50,450
63300	Gas & Diesel	5,189	4,430	5,400	4,950
	SUBTOTAL COMMODITIES	129,678	148,870	123,800	123,800
65010	Rental City Equipment	44,040	51,362	37,630	40,610
65011	Equipment Replacement Charges	1,380	345	750	3,410
65012	Accident Repair & Replacement	1,493	1,464	1,840	4,030
65040	IT Maintenance Charge	73,120	77,080	86,070	89,830
65055	Communications- Landlines	0	0	0	12,510
65100	Insurance Charges	151,970	219,738	192,820	195,720
65105	Benefits Overhead	4,310	13,429	12,080	12,390
65210	Delivery Charges	1,300	0	0	0
65240	Public Works Administrative Ch	57,500	57,500	63,090	194,490
65400	Indirect Costs	344,219	398,767	419,560	536,080
	SUBTOTAL FIXED CHARGES	679,332	819,684	813,840	1,089,070
67003	Loan Payment-OBF	76,978	83,976	83,950	83,950
67301	POB Principal-Misc	0	41,022	14,060	22,780
67311	POB Interest - Misc	60,993	74,847	74,820	74,720
	SUBTOTAL DEBT SERVICE	137,971	199,845	172,830	181,450
	TOTAL	5,213,429	5,885,392	5,082,380	5,791,190

BUILDING MAINT FUND

PUBLIC WORKS		ACCOUNTING UNIT			
CUSTODIAL		07317101			
Account Code	LINE ITEM RESOURCES	ACTUAL FY 21-22	ACTUAL FY 22-23	ADOPTED FY 23-24	PROPOSED FY 24-25
61000	Salaries Regular	21,652	11,137	0	0
61010	Salaries Cash Out/Separation	1,165	0	0	0
61020	Salaries Part-Time	50,233	54,494	36,170	55,480
61040	Salaries Overtime	2,502	281	0	0
61100	Retirement-Employer Normal Cost	2,067	1,170	0	0
61102	Retirement- Employer Unfunded- Miscellaneous	42,390	2,712	3,550	0
61110	Part-Time Retirement	1,884	1,969	1,360	2,080
61120	Medicare Insurance	1,088	973	520	800
61130	Health Insurance	5,006	3,082	0	0
61170	Retiree Health Benefits	8	0	0	0
61180	Worker Compensation Insurance	2,310	3,898	4,130	3,150
	SUBTOTAL SALARIES & BENEFITS	130,307	79,714	45,730	61,510
62300	Contract Services-Professional	(65,490)	0	0	0
62310	Janitorial & Housekeeping	408,437	583,828	680,500	680,500
	SUBTOTAL CONTRACTUALS	342,947	583,828	680,500	680,500
63001	Miscellaneous Operating Expenses	3,330	12,297	4,600	4,600
	SUBTOTAL COMMODITIES	3,330	12,297	4,600	4,600
65040	IT Maintenance Charge	1,150	1,230	0	0
65100	Insurance Charges	6,100	11,695	11,900	10,310
65105	Benefits Overhead	80	715	750	650
65210	Delivery Charges	170	0	0	0
65240	Public Works Administrative Ch	7,900	7,900	8,670	0
65400	Indirect Costs	21,178	20,421	11,670	21,110
	SUBTOTAL FIXED CHARGES	36,578	41,961	32,990	32,070
67301	POB Principal-Misc	0	4,878	1,680	2,710
67311	POB Interest - Misc	7,253	8,900	8,900	8,890
	SUBTOTAL DEBT SERVICE	7,253	13,778	10,580	11,600
	TOTAL	520,415	731,578	774,400	790,280

**CIVIC CENTER MAINTENANCE
DEPARTMENT RESOURCE SUMMARY**

PUBLIC WORKS

ACTIVITIES		ACTUAL FY 21-22	ACTUAL FY 22-23	ADOPTED FY 23-24	PROPOSED FY 24-25
REVENUES					
53322	Civic Center Project Charges	0	34,634	0	100,000
53323	Civic Center Maintenance Charges	0	1,739,210	1,978,250	2,043,500
53324	Civic Center Police Security	0	1,455,978	1,630,000	0
59000-011	Transfer From Fund 011	0	600,000	1,182,400	0
	TOTAL REVENUES	0	3,829,821	4,790,650	2,143,500
EXPENDITURES					
07417655	CIVIC CENTER MAINTENANCE	0	1,652,321	1,953,060	2,143,500
07417656	CIVIC CENTER AUTHORITY	0	600,000	600,000	0
	TOTAL EXPENDITURES	0	2,252,321	2,553,060	2,143,500
OPERATING EXPENSES		ACTUAL FY 21-22	ACTUAL FY 22-23	ADOPTED FY 23-24	PROPOSED FY 24-25
61000	SALARIES & BENEFITS	0	100,437	379,430	428,300
62000	CONTRACTUALS	0	1,449,804	1,386,140	1,426,070
63000	COMMODITIES	0	14,355	54,000	30,500
65000	FIXED CHARGES	0	58,840	107,680	147,530
66000	CAPITAL	0	0	0	100,000
67000	DEBT SERVICE	0	15,690	15,690	0
68000	TRANSFERS	0	13,195	10,120	11,100
69000	MISCELLANEOUS	0	600,000	600,000	0
	TOTAL	0	2,252,321	2,553,060	2,143,500

CIVIC CENTER MAINTENANCE

PUBLIC WORKS		ACCOUNTING UNIT			
NON-DEPARTMENT CIVIC CENTER		07417002			
Account Code	LINE ITEM RESOURCES	ACTUAL FY 21-22	ACTUAL FY 22-23	ADOPTED FY 23-24	PROPOSED FY 24-25
53322	Civic Center Project Charges	0	34,634	0	100,000
53323	Civic Center Maintenance Charges	0	1,739,210	1,978,250	2,043,500
53324	Civic Center Police Security	0	1,455,978	1,630,000	0
59000	Transfer From Fund 011	0	600,000	1,182,400	0
	SUBTOTAL REVENUES	0	3,829,821	4,790,650	2,143,500
	TOTAL	0	3,829,821	4,790,650	2,143,500

CIVIC CENTER MAINTENANCE

PUBLIC WORKS		ACCOUNTING UNIT			
CIVIC CENTER MAINTENANCE		07417655			
Account Code	LINE ITEM RESOURCES	ACTUAL FY 21-22	ACTUAL FY 22-23	ADOPTED FY 23-24	PROPOSED FY 24-25
61000	Salaries Regular	0	57,747	241,730	268,200
61100	Retirement-Employer Normal Cost	0	6,147	30,340	32,780
61102	Retirement- Employer Unfunded- Miscellaneous	0	14,251	12,010	28,580
61120	Medicare Insurance	0	909	3,510	3,890
61130	Health Insurance	0	18,113	91,800	89,400
61170	Retiree Health Benefits	0	0	0	2,680
61180	Worker Compensation Insurance	0	3,269	40	2,770
	SUBTOTAL SALARIES & BENEFITS	0	100,437	379,430	428,300
62000	Utilities	0	268,107	300,000	300,000
62010	Communications	0	3,275	4,590	3,280
62320	Maintenance & Repair Buildings	0	1,178,423	1,081,550	1,122,790
	SUBTOTAL CONTRACTUALS	0	1,449,804	1,386,140	1,426,070
63200	Operating Materials & Supplies	0	7,952	50,000	30,000
63300	Gas & Diesel	0	6,402	4,000	500
	SUBTOTAL COMMODITIES	0	14,355	54,000	30,500
65010	Rental City Equipment	0	6,672	5,660	6,110
65012	Accident Repair & Replacement	0	126	1,230	2,700
65040	IT Maintenance Charge	0	22,310	22,750	23,750
65055	Communications- Landlines	0	0	0	3,310
65100	Insurance Charges	0	9,807	50	9,070
65105	Benefits Overhead	0	599	10	570
65400	Indirect Costs	0	19,325	77,980	102,020
	SUBTOTAL FIXED CHARGES	0	58,840	107,680	147,530
66220	Improvements Other Than Building	0	0	0	100,000
	SUBTOTAL CAPITAL	0	0	0	100,000
67003	Loan Payment-OBF	0	15,690	15,690	0
	SUBTOTAL DEBT SERVICE	0	15,690	15,690	0
68001	POB Misc Xfer to Fund 406	0	13,195	10,120	11,100
	SUBTOTAL TRANSFERS	0	13,195	10,120	11,100
	TOTAL	0	1,652,321	1,953,060	2,143,500

CIVIC CENTER MAINTENANCE

PUBLIC WORKS

ACCOUNTING UNIT

CIVIC CENTER AUTHORITY

07417656

Account Code	LINE ITEM RESOURCES	ACTUAL FY 21-22	ACTUAL FY 22-23	ADOPTED FY 23-24	PROPOSED FY 24-25
69135	Payment to Subagent	0	600,000	600,000	0
	SUBTOTAL MISCELLANEOUS	0	600,000	600,000	0
	TOTAL	0	600,000	600,000	0

**FLEET MAINTENANCE
DEPARTMENT RESOURCE SUMMARY**

PUBLIC WORKS

ACTIVITIES	ACTUAL FY 21-22	ACTUAL FY 22-23	ADOPTED FY 23-24	PROPOSED FY 24-25
REVENUES				
53902 Misc Service Charge	251,917	605,932	156,000	110,000
56000 Charges To Departments	4,194,159	4,769,481	5,021,230	5,341,020
56006 Accident Repair & Replacement	295,719	313,018	250,940	550,940
57000 Expense Reimbursement	8,689	15,148	15,600	2,800
57972 Sale of Equipment	99,608	193,456	140,200	115,000
57973 Sale of CNG-Compress Natural Gas	36,907	0	0	0
58000 Earning On Investments	5,431	5,106	7,340	7,340
59000-011 Transfer From Fund 011	1,500,000	0	0	0
TOTAL REVENUES	6,392,429	5,902,140	5,591,310	6,127,100
EXPENDITURES				
07517100 EQUIP MAINT-GARAGE OPERATION	5,767,119	5,942,750	6,018,270	6,780,320
07517101 EQUIP REPLACEMENT	2,400	2,400	3,180	3,180
TOTAL EXPENDITURES	5,769,519	5,945,150	6,021,450	6,783,500
OPERATING EXPENSES	ACTUAL FY 21-22	ACTUAL FY 22-23	ADOPTED FY 23-24	PROPOSED FY 24-25
61000 SALARIES & BENEFITS	2,987,707	2,690,659	2,824,160	3,197,350
62000 CONTRACTUALS	490,085	812,487	643,590	679,970
63000 COMMODITIES	661,874	683,868	680,250	625,250
65000 FIXED CHARGES	1,552,557	1,614,539	1,751,970	2,142,830
66000 CAPITAL	0	0	14,100	14,100
67000 DEBT SERVICE	73,692	139,993	107,380	124,000
68000 TRANSFERS	3,605	3,605	0	0
TOTAL	5,769,519	5,945,150	6,021,450	6,783,500

FLEET MAINTENANCE

PUBLIC WORKS		ACCOUNTING UNIT			
FLEET MAINTENANCE		07517002			
Account Code	LINE ITEM RESOURCES	ACTUAL FY 21-22	ACTUAL FY 22-23	ADOPTED FY 23-24	PROPOSED FY 24-25
53902	Misc Service Charge	251,917	605,932	156,000	110,000
56000	Charges To Departments	4,194,159	4,769,481	5,021,230	5,341,020
56006	Accident Repair & Replacement	295,719	313,018	250,940	550,940
57000	Expense Reimbursement	8,689	15,148	15,600	2,800
57972	Sale of Equipment	99,608	193,456	140,200	115,000
57973	Sale of CNG-Compress Natural Gas	36,907	0	0	0
58000	Earning On Investments	5,431	5,106	7,340	7,340
59000	Transfer From Fund 011	1,500,000	0	0	0
	SUBTOTAL REVENUES	6,392,429	5,902,140	5,591,310	6,127,100
	TOTAL	6,392,429	5,902,140	5,591,310	6,127,100

FLEET MAINTENANCE

PUBLIC WORKS		ACCOUNTING UNIT			
EQUIP MAINT-GARAGE OPERATION		07517100			
Account Code	LINE ITEM RESOURCES	ACTUAL FY 21-22	ACTUAL FY 22-23	ADOPTED FY 23-24	PROPOSED FY 24-25
61000	Salaries Regular	1,785,858	1,804,103	1,972,690	2,145,130
61010	Salaries Cash Out/Separation	33,789	36,560	0	106,330
61020	Salaries Part-Time	28,911	20,460	36,720	22,060
61040	Salaries Overtime	95,217	111,575	10,000	10,000
61100	Retirement-Employer Normal Cost	108,922	95,703	147,650	160,820
61102	Retirement- Employer Unfunded- Miscellaneous	513,128	221,877	175,170	216,800
61110	Part-Time Retirement	685	756	1,380	830
61120	Medicare Insurance	26,895	26,545	29,030	31,310
61130	Health Insurance	274,111	263,511	344,900	396,070
61170	Retiree Health Benefits	1,421	2,244	2,270	20,480
61180	Worker Compensation Insurance	118,770	107,324	104,350	87,520
	SUBTOTAL SALARIES & BENEFITS	2,987,707	2,690,659	2,824,160	3,197,350
62010	Communications	22,166	22,419	24,490	2,700
62120	Training, Transportation, Meetings	7,574	10,031	7,000	32,960
62140	Membership, Subscription & Dues	5,438	16,447	5,000	4,250
62251	Other Agency Services	3,120	891	2,100	1,620
62300	Contract Services-Professional	58,543	133,962	100,000	112,570
62322	Maintenance & Repair Machinery	393,245	628,736	505,000	525,870
	SUBTOTAL CONTRACTUALS	490,085	812,487	643,590	679,970
63001	Miscellaneous Operating Expenses	25,733	30,104	90,000	24,930
63101	Tool Allowances	7,786	16,086	14,300	16,500
63202	Operating Materials & Supplies	543,560	609,240	564,500	569,950
63300	Gas & Diesel	41,236	14,004	11,450	13,870
63301	Alternative Fuel-CNG	43,559	14,433	0	0
	SUBTOTAL COMMODITIES	661,874	683,868	680,250	625,250
65012	Accident Repair & Replacement	0	0	2,140	4,690
65020	City Yard Rental	488,460	488,460	588,870	646,340
65040	IT Maintenance Charge	131,850	124,260	121,510	126,810
65055	Communications- Landlines	0	0	0	17,660
65100	Insurance Charges	314,070	321,972	300,470	286,490
65105	Benefits Overhead	6,790	19,676	18,820	18,140
65210	Delivery Charges	2,310	0	0	0
65240	Public Works Administrative Ch	61,700	61,700	65,520	211,320
65400	Indirect Costs	544,977	596,071	651,460	828,200
	SUBTOTAL FIXED CHARGES	1,550,157	1,612,139	1,748,790	2,139,650
66511	Computer Software Subscriptions	0	0	14,100	14,100
	SUBTOTAL CAPITAL	0	0	14,100	14,100
67200	Principal-Leases	0	0	0	6,210
67301	POB Principal-Misc	0	49,563	16,990	27,520
67311	POB Interest - Misc	73,692	90,430	90,390	90,270
	SUBTOTAL DEBT SERVICE	73,692	139,993	107,380	124,000

68000	Transfer to Fund 051	3,605	3,605	0	0
	SUBTOTAL TRANSFERS	3,605	3,605	0	0
	TOTAL	5,767,119	5,942,750	6,018,270	6,780,320

FLEET MAINTENANCE

PUBLIC WORKS		ACCOUNTING UNIT			
EQUIP REPLACEMENT		07517101			
Account Code	LINE ITEM RESOURCES	ACTUAL FY 21-22	ACTUAL FY 22-23	ADOPTED FY 23-24	PROPOSED FY 24-25
65240	Public Works Administrative Ch	2,400	2,400	3,180	3,180
	SUBTOTAL FIXED CHARGES	2,400	2,400	3,180	3,180
	TOTAL	2,400	2,400	3,180	3,180

**STORES & PROPERTY CONTROL
DEPARTMENT RESOURCE SUMMARY**

PUBLIC WORKS

ACTIVITIES		ACTUAL FY 21-22	ACTUAL FY 22-23	ADOPTED FY 23-24	PROPOSED FY 24-25
REVENUES					
56000	Charges To Departments	677,372	0	0	0
56001	Gas & Diesel Dept Charge Back	1,470,400	1,664,260	1,483,600	0
56002	Store Administrative Charge Back	270,999	233,357	495,500	0
57010	Miscellaneous Recoveries	7,818	1,394	5,000	0
57082	Contributions and Donations	0	328	0	0
57972	Sale of Equipment	23,456	50,147	25,000	0
57973	Sale of CNG-Compress Natural Gas	0	86,844	50,000	0
57974	Sale of Propane	3,804	44,206	2,000	0
58000	Earning On Investments	0	0	10,000	0
	TOTAL REVENUES	2,453,849	2,080,535	2,071,100	0
EXPENDITURES					
07617102	STORES & PROPERTY CONTROL	1,965,362	2,159,193	2,014,660	0
	TOTAL EXPENDITURES	1,965,362	2,159,193	2,014,660	0
OPERATING EXPENSES		ACTUAL FY 21-22	ACTUAL FY 22-23	ADOPTED FY 23-24	PROPOSED FY 24-25
61000	SALARIES & BENEFITS	309,162	155,462	314,930	0
62000	CONTRACTUALS	48,448	132,796	211,810	0
63000	COMMODITIES	1,244,315	1,513,639	1,063,610	0
65000	FIXED CHARGES	353,095	318,204	409,230	0
66000	CAPITAL	0	19,447	0	0
67000	DEBT SERVICE	10,341	19,645	15,080	0
	TOTAL	1,965,362	2,159,193	2,014,660	0

STORES & PROPERTY CONTROL

PUBLIC WORKS		ACCOUNTING UNIT			
STORES & PROPERTY CONTROL		07617002			
Account Code	LINE ITEM RESOURCES	ACTUAL FY 21-22	ACTUAL FY 22-23	ADOPTED FY 23-24	PROPOSED FY 24-25
56000	Charges To Departments	677,372	0	0	0
56001	Gas & Diesel Dept Charge Back	1,470,400	1,664,260	1,483,600	0
56002	Store Administrative Charge Back	270,999	233,357	495,500	0
57010	Miscellaneous Recoveries	7,818	1,394	5,000	0
57082	Contributions and Donations	0	328	0	0
57972	Sale of Equipment	23,456	50,147	25,000	0
57973	Sale of CNG-Compress Natural Gas	0	86,844	50,000	0
57974	Sale of Propane	3,804	44,206	2,000	0
58000	Earning On Investments	0	0	10,000	0
	SUBTOTAL REVENUES	2,453,849	2,080,535	2,071,100	0
	TOTAL	2,453,849	2,080,535	2,071,100	0

STORES & PROPERTY CONTROL

PUBLIC WORKS		ACCOUNTING UNIT			
STORES & PROPERTY CONTROL		07617102			
Account Code	LINE ITEM RESOURCES	ACTUAL FY 21-22	ACTUAL FY 22-23	ADOPTED FY 23-24	PROPOSED FY 24-25
61000	Salaries Regular	149,507	79,868	166,630	0
61010	Salaries Cash Out/Separation	2,913	0	0	0
61020	Salaries Part-Time	25,991	21,292	21,000	0
61040	Salaries Overtime	8,253	6,002	15,000	0
61100	Retirement-Employer Normal Cost	14,520	8,018	20,900	0
61102	Retirement- Employer Unfunded- Miscellaneous	74,098	18,588	21,420	0
61110	Part-Time Retirement	975	787	790	0
61120	Medicare Insurance	2,616	1,457	2,720	0
61130	Health Insurance	19,260	13,625	56,380	0
61170	Retiree Health Benefits	88	0	0	0
61180	Worker Compensation Insurance	10,940	5,826	10,090	0
	SUBTOTAL SALARIES & BENEFITS	309,162	155,462	314,930	0
62010	Communications	1,169	579	4,110	0
62120	Training, Transportation, Meetings	0	110	3,000	0
62300	Contract Services-Professional	47,279	132,107	204,700	0
	SUBTOTAL CONTRACTUALS	48,448	132,796	211,810	0
63001	Miscellaneous Operating Expenses	33,743	46,295	43,610	0
63300	Gas & Diesel	1,195,717	1,397,230	950,000	0
63301	Alternative Fuel-CNG	0	27,194	0	0
63302	Alternative Fuel-Propane	14,856	42,920	70,000	0
	SUBTOTAL COMMODITIES	1,244,315	1,513,639	1,063,610	0
65010	Rental City Equipment	18,464	14,866	7,290	0
65012	Accident Repair & Replacement	363	363	0	0
65020	City Yard Rental	221,080	221,080	266,530	0
65040	IT Maintenance Charge	10,650	10,320	13,940	0
65100	Insurance Charges	28,930	17,479	29,060	0
65105	Benefits Overhead	470	1,068	1,820	0
65210	Delivery Charges	290	0	0	0
65240	Public Works Administrative Ch	20,100	20,100	25,220	0
65400	Indirect Costs	52,748	32,928	65,370	0
	SUBTOTAL FIXED CHARGES	353,095	318,204	409,230	0
66400	Machinery & Equipment	0	19,447	0	0
	SUBTOTAL CAPITAL	0	19,447	0	0
67301	POB Principal-Misc	0	6,955	2,390	0
67311	POB Interest - Misc	10,341	12,690	12,690	0
	SUBTOTAL DEBT SERVICE	10,341	19,645	15,080	0
	TOTAL	1,965,362	2,159,193	2,014,660	0

**CITY YARD OPERATION
DEPARTMENT RESOURCE SUMMARY**

PUBLIC WORKS

ACTIVITIES		ACTUAL FY 21-22	ACTUAL FY 22-23	ADOPTED FY 23-24	PROPOSED FY 24-25
REVENUES					
53739	Rental-Serco	8,910	9,720	9,700	9,700
53804	Parking Meter & Facilities Revenue	13,760	13,760	13,800	18,200
53826	Rental-Aldridge Group	30,028	27,500	30,000	30,000
56001	Gas & Diesel Dept Charge Back	0	0	0	1,560,000
56115	Rental Corporate Yard - PD	15,600	15,600	15,600	20,650
56200	Fleet Maintenance	488,460	488,460	488,500	646,340
56201	Traffic Signal Maintenance	7,780	7,780	7,800	10,300
56203	Roadway Cleaning	107,560	107,560	107,600	142,330
56204	Street Tree	25,620	25,620	25,600	33,910
56205	Park Maintenance	107,560	107,560	107,600	142,330
56206	Store	221,080	221,080	221,100	292,540
56207	Water Maintenance	228,770	228,770	228,800	302,720
57010	Miscellaneous Recoveries	975	750	208,090	1,000
57973	Sale of CNG-Compress Natural Gas	0	0	0	50,000
58000	Earning On Investments	589	0	2,000	0
	TOTAL REVENUES	1,256,692	1,254,160	1,466,190	3,260,020
EXPENDITURES					
08517138	CITY YARD OPERATIONS	1,411,969	1,771,409	1,587,040	3,061,190
	TOTAL EXPENDITURES	1,411,969	1,771,409	1,587,040	3,061,190
OPERATING EXPENSES		ACTUAL FY 21-22	ACTUAL FY 22-23	ADOPTED FY 23-24	PROPOSED FY 24-25
61000	SALARIES & BENEFITS	77,569	55,947	71,560	75,060
62000	CONTRACTUALS	318,307	512,120	286,630	296,750
63000	COMMODITIES	18,678	11,112	23,110	1,323,110
65000	FIXED CHARGES	996,561	1,190,606	1,204,490	1,364,900
67000	DEBT SERVICE	855	1,624	1,250	1,370
	TOTAL	1,411,969	1,771,409	1,587,040	3,061,190

CITY YARD OPERATION

PUBLIC WORKS		ACCOUNTING UNIT			
CITY YARD OPERATIONS REVENUE		08517002			
Account Code	LINE ITEM RESOURCES	ACTUAL FY 21-22	ACTUAL FY 22-23	ADOPTED FY 23-24	PROPOSED FY 24-25
53739	Rental-Serco	8,910	9,720	9,700	9,700
53804	Parking Meter & Facilities Revenue	13,760	13,760	13,800	18,200
53826	Rental-Aldridge Group	30,028	27,500	30,000	30,000
56001	Gas & Diesel Dept Charge Back	0	0	0	1,560,000
56115	Rental Corporate Yard - PD	15,600	15,600	15,600	20,650
56200	Fleet Maintenance	488,460	488,460	488,500	646,340
56201	Traffic Signal Maintenance	7,780	7,780	7,800	10,300
56203	Roadway Cleaning	107,560	107,560	107,600	142,330
56204	Street Tree	25,620	25,620	25,600	33,910
56205	Park Maintenance	107,560	107,560	107,600	142,330
56206	Store	221,080	221,080	221,100	292,540
56207	Water Maintenance	228,770	228,770	228,800	302,720
57010	Miscellaneous Recoveries	975	750	208,090	1,000
57973	Sale of CNG-Compress Natural Gas	0	0	0	50,000
58000	Earning On Investments	589	0	2,000	0
	SUBTOTAL REVENUES	1,256,692	1,254,160	1,466,190	3,260,020
	TOTAL	1,256,692	1,254,160	1,466,190	3,260,020

CITY YARD OPERATION

PUBLIC WORKS		ACCOUNTING UNIT			
CITY YARD OPERATIONS		08517138			
Account Code	LINE ITEM RESOURCES	ACTUAL FY 21-22	ACTUAL FY 22-23	ADOPTED FY 23-24	PROPOSED FY 24-25
61000	Salaries Regular	23,304	19,924	21,870	20,560
61010	Salaries Cash Out/Separation	583	0	0	0
61020	Salaries Part-Time	28,713	19,051	32,790	37,060
61040	Salaries Overtime	6,468	2,459	1,000	3,500
61100	Retirement-Employer Normal Cost	2,481	2,237	2,750	2,510
61102	Retirement- Employer Unfunded- Miscellaneous	7,343	5,187	4,630	(580)
61110	Part-Time Retirement	1,077	692	1,230	1,390
61120	Medicare Insurance	772	578	800	540
61130	Health Insurance	3,127	3,516	3,500	8,000
61170	Retiree Health Benefits	12	0	0	210
61180	Worker Compensation Insurance	3,690	2,303	2,990	1,870
	SUBTOTAL SALARIES & BENEFITS	77,569	55,947	71,560	75,060
62010	Communications	15,246	16,899	630	10,750
62251	Other Agency Services	31,973	32,295	26,000	26,000
62300	Contract Services-Professional	253,508	445,183	250,000	250,000
62320	Maintenance & Repair Buildings	16,953	5,625	5,000	5,000
62322	Maintenance & Repair Machinery	628	12,119	5,000	5,000
	SUBTOTAL CONTRACTUALS	318,307	512,120	286,630	296,750
63001	Miscellaneous Operating Expenses	13,236	9,188	20,540	20,540
63100	Uniforms	6	0	0	0
63202	Operating Materials & Supplies	1,212	0	0	0
63300	Gas & Diesel	4,225	1,924	2,570	1,302,570
	SUBTOTAL COMMODITIES	18,678	11,112	23,110	1,323,110
65000	Building Rental	934,550	1,136,700	1,136,700	1,278,210
65010	Rental City Equipment	18,150	16,824	15,960	18,950
65011	Equipment Replacement Charges	0	0	0	730
65012	Accident Repair & Replacement	187	348	290	640
65040	IT Maintenance Charge	2,020	1,730	3,130	5,310
65055	Communications- Landlines	0	0	0	740
65100	Insurance Charges	9,760	6,910	8,610	9,610
65105	Benefits Overhead	110	422	540	610
65210	Delivery Charges	70	0	0	0
65240	Public Works Administrative Ch	14,600	14,600	21,300	26,850
65400	Indirect Costs	17,114	13,072	17,960	23,250
	SUBTOTAL FIXED CHARGES	996,561	1,190,606	1,204,490	1,364,900
67301	POB Principal-Misc	0	575	200	320
67311	POB Interest - Misc	855	1,049	1,050	1,050
	SUBTOTAL DEBT SERVICE	855	1,624	1,250	1,370
	TOTAL	1,411,969	1,771,409	1,587,040	3,061,190

**PUB WKS ENG/PROJ MGMT
DEPARTMENT RESOURCE SUMMARY**

PUBLIC WORKS

ACTIVITIES	ACTUAL FY 21-22	ACTUAL FY 22-23	ADOPTED FY 23-24	PROPOSED FY 24-25
REVENUES				
51703 Sewer Construction Permits	26,306	0	0	0
51704 Street Construction Permits	1,828,024	0	0	0
51708 CIP Construction Projects Permits	0	0	22,070	0
51709 CIP Construction Permit Oversight Deposit	0	0	50,000	50,000
56000 Charges To Departments	5,518,665	5,017,849	6,850,800	6,634,140
56300 Engineering Cost Allocation	0	0	0	10,000
57000 Expense Reimbursement	0	163,829	0	0
57006 Expense Reimbursement-Condemn Deposit	12,746	83,290	0	38,000
57010 Miscellaneous Recoveries	37,625	1,725	0	300
58005 Investment Income-Trustee	0	0	0	2,000
59000-029 Transfer From Fund 029-Gax Tax	0	10,000	0	0
TOTAL REVENUES	7,423,366	5,276,693	6,922,870	6,734,440
EXPENDITURES				
08617613 CIP ENGINEERING	6,557,498	6,238,110	8,263,140	6,734,440
TOTAL EXPENDITURES	6,557,498	6,238,110	8,263,140	6,734,440
OPERATING EXPENSES	ACTUAL FY 21-22	ACTUAL FY 22-23	ADOPTED FY 23-24	PROPOSED FY 24-25
61000 SALARIES & BENEFITS	4,535,006	3,019,525	4,435,750	4,109,360
62000 CONTRACTUALS	241,511	605,075	782,720	101,930
63000 COMMODITIES	67,526	53,693	84,810	71,810
65000 FIXED CHARGES	1,468,585	2,200,026	2,656,430	2,119,210
66000 CAPITAL	0	165	4,000	9,000
67000 DEBT SERVICE	127,926	243,022	186,410	209,920
68000 TRANSFERS	116,944	116,604	113,020	113,210
TOTAL	6,557,498	6,238,110	8,263,140	6,734,440

PUB WKS ENG/PROJ MGMT

PUBLIC WORKS		ACCOUNTING UNIT			
CIP ENGINEERING		08617613			
Account Code	LINE ITEM RESOURCES	ACTUAL FY 21-22	ACTUAL FY 22-23	ADOPTED FY 23-24	PROPOSED FY 24-25
61000	Salaries Regular	2,535,342	1,966,541	2,819,870	2,466,610
61010	Salaries Cash Out/Separation	38,144	75,372	100,000	0
61020	Salaries Part-Time	203,501	139,764	214,590	116,760
61040	Salaries Overtime	75,768	42,572	35,000	148,500
61100	Retirement-Employer Normal Cost	162,098	113,035	242,320	288,970
61102	Retirement- Employer Unfunded- Miscellaneous	899,226	262,061	298,050	349,830
61110	Part-Time Retirement	7,631	5,230	8,050	4,380
61120	Medicare Insurance	40,421	30,389	40,770	45,770
61130	Health Insurance	358,550	252,715	553,520	556,820
61170	Retiree Health Benefits	2,424	2,512	3,150	30,690
61180	Worker Compensation Insurance	211,900	129,336	120,430	101,030
	SUBTOTAL SALARIES & BENEFITS	4,535,006	3,019,525	4,435,750	4,109,360
62010	Communications	28,936	29,237	39,690	20,000
62120	Training, Transportation, Meetings	6,678	7,524	48,200	37,720
62140	Membership, Subscription & Dues	4,000	5,609	14,020	14,020
62300	Contract Services-Professional	201,739	562,705	670,810	20,190
62322	Maintenance & Repair Machinery	159	0	10,000	10,000
	SUBTOTAL CONTRACTUALS	241,511	605,075	782,720	101,930
63001	Miscellaneous Operating Expenses	50,496	35,048	72,800	59,800
63300	Gas & Diesel	17,030	18,645	12,010	12,010
	SUBTOTAL COMMODITIES	67,526	53,693	84,810	71,810
65000	Building Rental	110,744	152,490	116,610	112,480
65010	Rental City Equipment	40,132	90,471	30,160	27,910
65011	Equipment Replacement Charges	0	0	0	2,170
65012	Accident Repair & Replacement	3,018	3,252	310	580
65040	IT Maintenance Charge	162,745	162,800	196,930	130,480
65055	Communications- Landlines	0	0	0	18,170
65100	Insurance Charges	494,967	388,009	346,770	283,700
65105	Benefits Overhead	9,858	23,711	21,720	17,960
65210	Delivery Charges	2,288	0	0	0
65240	Public Works Administrative Ch	644,833	466,050	922,000	221,160
65400	Indirect Costs	0	913,243	1,021,930	1,304,600
	SUBTOTAL FIXED CHARGES	1,468,585	2,200,026	2,656,430	2,119,210
66511	Computer Software Subscriptions	0	165	4,000	9,000
	SUBTOTAL CAPITAL	0	165	4,000	9,000
67200	Principal-Leases	0	0	0	5,440
67301	POB Principal-Misc	0	86,039	29,490	47,770
67311	POB Interest - Misc	127,926	156,983	156,920	156,710
	SUBTOTAL DEBT SERVICE	127,926	243,022	186,410	209,920
68000	Transfer to Fund 051	3,154	3,154	0	0
68000	Transfer to Fund 404 (Police Bldg/Ross Annex Debt)	113,790	113,450	113,020	113,210
	SUBTOTAL TRANSFERS	116,944	116,604	113,020	113,210
	TOTAL	6,557,498	6,238,110	8,263,140	6,734,440

PUB WKS ENG/PROJ MGMT

PUBLIC WORKS		ACCOUNTING UNIT			
TRANSP.PLANNING & PROJ MGMT RE		08617002			
Account Code	LINE ITEM RESOURCES	ACTUAL FY 21-22	ACTUAL FY 22-23	ADOPTED FY 23-24	PROPOSED FY 24-25
51703	Sewer Construction Permits	26,306	0	0	0
51704	Street Construction Permits	1,828,024	0	0	0
51708	CIP Construction Projects Permits	0	0	22,070	0
51709	CIP Construction Permit Oversight Deposit	0	0	50,000	50,000
56000	Charges To Departments	5,518,665	5,017,849	6,850,800	6,634,140
56300	Engineering Cost Allocation	0	0	0	10,000
57000	Expense Reimbursement	0	163,829	0	0
57006	Expense Reimbursement-Condemn Deposit	12,746	83,290	0	38,000
57010	Miscellaneous Recoveries	37,625	1,725	0	300
58005	Investment Income-Trustee	0	0	0	2,000
59000	Transfer From Fund 029-Gax Tax	0	10,000	0	0
	SUBTOTAL REVENUES	7,423,366	5,276,693	6,922,870	6,734,440
	TOTAL	7,423,366	5,276,693	6,922,870	6,734,440

**PUB WKS-ADMIN & PLANNING
DEPARTMENT RESOURCE SUMMARY**

PUBLIC WORKS

ACTIVITIES	ACTUAL FY 21-22	ACTUAL FY 22-23	ADOPTED FY 23-24	PROPOSED FY 24-25
REVENUES				
51702 Parking Permit Fees	317,480	336,185	300,000	600,000
51708 CIP Construction Projects Permits	0	0	0	300,000
53740 Small Cell App Fee for City Facilities	13,934	18,030	20,000	20,000
56000 Charges To Departments	6,104,900	5,840,950	5,999,640	6,201,580
56305 Engineering Service Charge	1,559,300	1,640,648	1,400,000	2,000,000
57010 Miscellaneous Recoveries	0	825	0	0
57790 Abandonment Processing	6,250	6,468	5,000	4,000
58000 Earning On Investments	7,818	28,827	0	0
59000-069 Transfer From Fund 069	0	0	243,500	0
TOTAL REVENUES	8,009,681	7,871,933	7,968,140	9,125,580
EXPENDITURES				
10117601 PUB WKS-ADMIN SERVICES	5,029,518	5,121,661	5,505,500	6,128,660
10117605 PUB WKS-DEVELOPMENT ENGNRING	2,539,084	2,683,001	3,421,660	4,095,540
TOTAL EXPENDITURES	7,568,601	7,804,662	8,927,160	10,224,200
OPERATING EXPENSES	ACTUAL FY 21-22	ACTUAL FY 22-23	ADOPTED FY 23-24	PROPOSED FY 24-25
61000 SALARIES & BENEFITS	4,104,515	3,918,098	4,826,400	5,333,790
62000 CONTRACTUALS	1,201,481	1,454,765	1,175,440	1,359,300
63000 COMMODITIES	40,915	92,467	40,500	187,000
65000 FIXED CHARGES	2,023,522	2,048,961	2,359,630	2,744,230
66000 CAPITAL	129	673	281,500	340,500
67000 DEBT SERVICE	102,188	194,127	149,390	164,910
68000 TRANSFERS	95,851	95,571	94,300	94,470
TOTAL	7,568,601	7,804,662	8,927,160	10,224,200

PUB WKS-ADMIN & PLANNING

PUBLIC WORKS		ACCOUNTING UNIT			
PUB WKS-ADMIN SERVICES REV		10117002			
Account Code	LINE ITEM RESOURCES	ACTUAL FY 21-22	ACTUAL FY 22-23	ADOPTED FY 23-24	PROPOSED FY 24-25
51702	Parking Permit Fees	317,480	336,185	300,000	600,000
51708	CIP Construction Projects Permits	0	0	0	300,000
53740	Small Cell App Fee for City Facilities	13,934	18,030	20,000	20,000
56000	Charges To Departments	6,104,900	5,840,950	5,999,640	6,201,580
56305	Engineering Service Charge	1,559,300	1,640,648	1,400,000	2,000,000
57010	Miscellaneous Recoveries	0	825	0	0
57790	Abandonment Processing	6,250	6,468	5,000	4,000
58000	Earning On Investments	7,818	28,827	0	0
59000	Transfer From Fund 069	0	0	243,500	0
	SUBTOTAL REVENUES	8,009,681	7,871,933	7,968,140	9,125,580
	TOTAL	8,009,681	7,871,933	7,968,140	9,125,580

PUB WKS-ADMIN & PLANNING

PUBLIC WORKS		ACCOUNTING UNIT			
PUB WKS-ADMIN SERVICES		10117601			
Account Code	LINE ITEM RESOURCES	ACTUAL FY 21-22	ACTUAL FY 22-23	ADOPTED FY 23-24	PROPOSED FY 24-25
61000	Salaries Regular	1,656,074	1,677,918	1,952,550	2,111,850
61010	Salaries Cash Out/Separation	0	9	0	0
61020	Salaries Part-Time	61,350	39,601	76,640	102,870
61040	Salaries Overtime	22,041	3,575	15,000	25,000
61100	Retirement-Employer Normal Cost	96,044	97,794	158,090	167,880
61102	Retirement- Employer Unfunded- Miscellaneous	429,618	226,726	178,350	265,880
61110	Part-Time Retirement	2,265	534	2,870	3,860
61120	Medicare Insurance	24,987	23,997	29,320	32,030
61130	Health Insurance	246,968	255,134	397,440	443,520
61170	Retiree Health Benefits	4,868	5,106	5,290	20,230
61180	Worker Compensation Insurance	88,830	98,870	98,750	82,380
	SUBTOTAL SALARIES & BENEFITS	2,633,046	2,429,264	2,914,300	3,255,500
62010	Communications	32,504	32,270	29,650	5,900
62120	Training, Transportation, Meetings	13,160	4,100	31,000	30,000
62140	Membership, Subscription & Dues	6,065	5,117	2,000	3,000
62300	Contract Services-Professional	833,644	905,481	485,400	485,400
62322	Maintenance & Repair Machinery	48	259	0	0
62600	Parking Validation	460	2,656	2,500	2,500
	SUBTOTAL CONTRACTUALS	885,881	949,883	550,550	526,800
63000	Office Supplies	0	346	0	0
63001	Miscellaneous Operating Expenses	33,995	86,197	20,000	20,000
63300	Gas & Diesel	1,514	1,182	1,500	1,500
	SUBTOTAL COMMODITIES	35,508	87,726	21,500	21,500
65000	Building Rental	117,560	142,990	142,990	160,790
65010	Rental City Equipment	18,864	21,021	13,330	14,380
65011	Equipment Replacement Charges	5,400	1,350	2,940	2,540
65012	Accident Repair & Replacement	540	535	0	0
65040	IT Maintenance Charge	97,880	114,340	122,300	133,580
65050	IT Department Specific	332,240	332,240	332,240	342,210
65055	Communications- Landlines	0	0	0	18,600
65100	Insurance Charges	234,890	296,611	284,350	269,680
65105	Benefits Overhead	5,160	18,127	17,810	17,080
65205	Internal Departments Personnel	3,515	3,026	0	3,840
65210	Delivery Charges	900	0	0	0
65400	Indirect Costs	523,578	533,691	659,460	851,990
	SUBTOTAL FIXED CHARGES	1,340,528	1,463,930	1,575,420	1,814,690
66200	Buildings & Building Improvements	0	673	0	0
66511	Computer Software Subscriptions	0	0	281,500	338,500
	SUBTOTAL CAPITAL	0	673	281,500	338,500
67200	Principal-Leases	0	0	240	780
67301	POB Principal-Misc	0	41,743	14,310	23,180
67311	POB Interest - Misc	62,064	76,162	76,130	76,030
	SUBTOTAL DEBT SERVICE	62,064	117,904	90,680	99,990
68000	Transfer to Fund 051	451	451	0	0

68000	Transfer to Fund 404 (Police Bldg/Ross Annex Debt)	72,040	71,830	71,550	71,680
	SUBTOTAL TRANSFERS	72,491	72,281	71,550	71,680
	TOTAL	5,029,518	5,121,661	5,505,500	6,128,660

PUB WKS-ADMIN & PLANNING

PUBLIC WORKS		ACCOUNTING UNIT			
PUB WKS-DEVELOPMENT ENGRNRG		10117605			
Account Code	LINE ITEM RESOURCES	ACTUAL FY 21-22	ACTUAL FY 22-23	ADOPTED FY 23-24	PROPOSED FY 24-25
61000	Salaries Regular	864,444	1,014,364	1,306,990	1,335,520
61010	Salaries Cash Out/Separation	4,593	0	0	20,000
61020	Salaries Part-Time	17,070	76,290	110,690	138,340
61040	Salaries Overtime	24,754	39,066	40,000	30,000
61100	Retirement-Employer Normal Cost	47,551	44,285	84,200	118,780
61102	Retirement- Employer Unfunded- Miscellaneous	282,017	102,671	90,820	80,980
61110	Part-Time Retirement	65	969	0	5,190
61120	Medicare Insurance	12,526	8,529	18,860	21,340
61130	Health Insurance	141,102	144,062	207,960	262,920
61170	Retiree Health Benefits	1,177	1,601	1,890	12,900
61180	Worker Compensation Insurance	76,170	56,995	50,690	52,320
	SUBTOTAL SALARIES & BENEFITS	1,471,469	1,488,834	1,912,100	2,078,290
62010	Communications	5,100	5,100	11,470	5,000
62120	Training, Transportation, Meetings	20	6,067	3,000	5,000
62140	Membership, Subscription & Dues	1,441	2,885	2,500	2,500
62300	Contract Services-Professional	112,604	150,960	167,920	250,000
62302	Contracted Vendor Personnel Services	196,435	339,870	440,000	270,000
62340	Contract Services-PWA-CIP Construction Permits	0	0	0	300,000
	SUBTOTAL CONTRACTUALS	315,600	504,882	624,890	832,500
63001	Miscellaneous Operating Expenses	5,347	4,677	18,700	165,500
63300	Gas & Diesel	60	64	300	0
	SUBTOTAL COMMODITIES	5,407	4,741	19,000	165,500
65010	Rental City Equipment	4,020	4,424	3,280	3,540
65011	Equipment Replacement Charges	0	0	0	2,530
65012	Accident Repair & Replacement	96	96	0	0
65040	IT Maintenance Charge	61,430	55,100	56,880	59,370
65050	IT Department Specific	0	0	98,710	101,670
65055	Communications- Landlines	0	0	0	8,270
65100	Insurance Charges	201,430	170,985	145,950	171,250
65105	Benefits Overhead	3,700	10,449	9,140	10,840
65210	Delivery Charges	830	0	0	0
65400	Indirect Costs	411,489	343,976	470,250	572,070
	SUBTOTAL FIXED CHARGES	682,995	585,030	784,210	929,540
66400	Machinery & Equipment	129	0	0	0
66511	Computer Software Subscriptions	0	0	0	2,000
	SUBTOTAL CAPITAL	129	0	0	2,000
67200	Principal-Leases	0	0	240	780
67301	POB Principal-Misc	0	26,986	9,250	14,990
67311	POB Interest - Misc	40,123	49,237	49,220	49,150
	SUBTOTAL DEBT SERVICE	40,123	76,223	58,710	64,920
68000	Transfer to Fund 051	451	451	0	0
68000	Transfer to Fund 404 (Police Bldg/Ross Annex Debt)	22,910	22,840	22,750	22,790

SUBTOTAL TRANSFERS	23,361	23,291	22,750	22,790
TOTAL	2,539,084	2,683,001	3,421,660	4,095,540

**EMERGENCY & HEALTH GRANTS
DEPARTMENT RESOURCE SUMMARY**

PUBLIC WORKS

ACTIVITIES		ACTUAL FY 21-22	ACTUAL FY 22-23	ADOPTED FY 23-24	PROPOSED FY 24-25
REVENUES					
52001	Federal Grant-Indirect	0	364,165	0	0
52025	State Grants-Direct	0	23,703	0	0
58000	Earning On Investments	2,635	5,741	0	0
	TOTAL REVENUES	2,635	393,609	0	0
EXPENDITURES					
12217331	FEMA/OES DISASTER ASSISTANCE	0	300,000	0	0
	TOTAL EXPENDITURES	0	300,000	0	0
OPERATING EXPENSES		ACTUAL FY 21-22	ACTUAL FY 22-23	ADOPTED FY 23-24	PROPOSED FY 24-25
66000	CAPITAL	0	300,000	0	0
	TOTAL	0	300,000	0	0

EMERGENCY & HEALTH GRANTS

PUBLIC WORKS		ACCOUNTING UNIT			
CDC - CAPOC OCPICH Grant		12217002			
Account Code	LINE ITEM RESOURCES	ACTUAL FY 21-22	ACTUAL FY 22-23	ADOPTED FY 23-24	PROPOSED FY 24-25
52001	Federal Grant-Indirect	0	364,165	0	0
52025	State Grants-Direct	0	23,703	0	0
58000	Earning On Investments	2,635	5,741	0	0
	SUBTOTAL REVENUES	2,635	393,609	0	0
	TOTAL	2,635	393,609	0	0

EMERGENCY & HEALTH GRANTS

PUBLIC WORKS		ACCOUNTING UNIT			
FEMA/OES DISASTER ASSISTANCE		12217331			
Account Code	LINE ITEM RESOURCES	ACTUAL FY 21-22	ACTUAL FY 22-23	ADOPTED FY 23-24	PROPOSED FY 24-25
66400	Machinery & Equipment	0	300,000	0	0
	SUBTOTAL CAPITAL	0	300,000	0	0
	TOTAL	0	300,000	0	0

**STREET SAFETY PROGRAMS
DEPARTMENT RESOURCE SUMMARY**

PUBLIC WORKS

ACTIVITIES		ACTUAL FY 21-22	ACTUAL FY 22-23	ADOPTED FY 23-24	PROPOSED FY 24-25
REVENUES					
52001	Federal Grant-Indirect	636,116	419,173	0	0
52025	State Grants-Direct	0	21,231	0	0
	TOTAL REVENUES	636,116	440,403	0	0
EXPENDITURES					
14717611	PUB SVS-STREET SAFETY PROJECTS	288,663	814,840	0	0
	TOTAL EXPENDITURES	288,663	814,840	0	0
OPERATING EXPENSES		ACTUAL FY 21-22	ACTUAL FY 22-23	ADOPTED FY 23-24	PROPOSED FY 24-25
66000	CAPITAL	288,663	814,840	0	0
	TOTAL	288,663	814,840	0	0

STREET SAFETY PROGRAMS

PUBLIC WORKS		ACCOUNTING UNIT			
PUB SVS-STREET SAFETY PROJECTS		14717002			
Account Code	LINE ITEM RESOURCES	ACTUAL FY 21-22	ACTUAL FY 22-23	ADOPTED FY 23-24	PROPOSED FY 24-25
52001	Federal Grant-Indirect	636,116	419,173	0	0
52025	State Grants-Direct	0	21,231	0	0
	SUBTOTAL REVENUES	636,116	440,403	0	0
	TOTAL	636,116	440,403	0	0

STREET SAFETY PROGRAMS

PUBLIC WORKS		ACCOUNTING UNIT			
PUB SVS-STREET SAFETY PROJECTS		14717611			
Account Code	LINE ITEM RESOURCES	ACTUAL FY 21-22	ACTUAL FY 22-23	ADOPTED FY 23-24	PROPOSED FY 24-25
66220	Improvements Other Than Building	288,663	814,840	0	0
	SUBTOTAL CAPITAL	288,663	814,840	0	0
	TOTAL	288,663	814,840	0	0

**TRAFFIC SYSTEM MGMT GRANT
DEPARTMENT RESOURCE SUMMARY**

PUBLIC WORKS

ACTIVITIES		ACTUAL FY 21-22	ACTUAL FY 22-23	ADOPTED FY 23-24	PROPOSED FY 24-25
REVENUES					
52001	Federal Grant-Indirect	0	19,284	0	0
52025	State Grants-Direct	6,083,516	3,140,932	4,695,000	0
	TOTAL REVENUES	6,083,516	3,160,216	4,695,000	0
EXPENDITURES					
14817613	ACTIVE TRANSPORTATION PROGRAM	2,602,898	464,439	85,000	5,551,000
14817614	ACTIVE TRANSPRT PRGM AUGMENT	1,835,244	588,292	0	0
	TOTAL EXPENDITURES	4,438,143	1,052,731	85,000	5,551,000
OPERATING EXPENSES		ACTUAL FY 21-22	ACTUAL FY 22-23	ADOPTED FY 23-24	PROPOSED FY 24-25
66000	CAPITAL	4,438,143	1,052,731	85,000	5,551,000
	TOTAL	4,438,143	1,052,731	85,000	5,551,000

TRAFFIC SYSTEM MGMT GRANT

PUBLIC WORKS		ACCOUNTING UNIT			
TRAFFIC SYSTEM MANAGEMENT		14817002			
Account Code	LINE ITEM RESOURCES	ACTUAL FY 21-22	ACTUAL FY 22-23	ADOPTED FY 23-24	PROPOSED FY 24-25
52001	Federal Grant-Indirect	0	19,284	0	0
52025	State Grants-Direct	6,083,516	3,140,932	4,695,000	0
	SUBTOTAL REVENUES	6,083,516	3,160,216	4,695,000	0
	TOTAL	6,083,516	3,160,216	4,695,000	0

TRAFFIC SYSTEM MGMT GRANT

PUBLIC WORKS

ACCOUNTING UNIT

ACTIVE TRANSPORTATION PROGRAM

14817613

Account Code	LINE ITEM RESOURCES	ACTUAL FY 21-22	ACTUAL FY 22-23	ADOPTED FY 23-24	PROPOSED FY 24-25
66220	Improvements Other Than Building	2,602,898	464,439	85,000	5,551,000
	SUBTOTAL CAPITAL	2,602,898	464,439	85,000	5,551,000
	TOTAL	2,602,898	464,439	85,000	5,551,000

TRAFFIC SYSTEM MGMT GRANT

PUBLIC WORKS		ACCOUNTING UNIT			
ACTIVE TRANSPRT PRGM AUGMENT		14817614			
Account Code	LINE ITEM RESOURCES	ACTUAL FY 21-22	ACTUAL FY 22-23	ADOPTED FY 23-24	PROPOSED FY 24-25
66220	Improvements Other Than Building	1,835,244	588,292	0	0
	SUBTOTAL CAPITAL	1,835,244	588,292	0	0
	TOTAL	1,835,244	588,292	0	0

**WIC ASSESSMENT DIST ST IMPRV
DEPARTMENT RESOURCE SUMMARY**

PUBLIC WORKS

ACTIVITIES		ACTUAL FY 21-22	ACTUAL FY 22-23	ADOPTED FY 23-24	PROPOSED FY 24-25
REVENUES					
58000	Earning On Investments	247	329	0	0
	TOTAL REVENUES	247	329	0	0

WIC ASSESSMENT DIST ST IMPRV

PUBLIC WORKS		ACCOUNTING UNIT			
WIC ASSESSMENT DIST ST IMPRV		14917002			
Account Code	LINE ITEM RESOURCES	ACTUAL FY 21-22	ACTUAL FY 22-23	ADOPTED FY 23-24	PROPOSED FY 24-25
58000	Earning On Investments	247	329	0	0
	SUBTOTAL REVENUES	247	329	0	0
	TOTAL	247	329	0	0

**ENERGY CONSERVATION PROGRAM
DEPARTMENT RESOURCE SUMMARY**

PUBLIC WORKS

ACTIVITIES		ACTUAL FY 21-22	ACTUAL FY 22-23	ADOPTED FY 23-24	PROPOSED FY 24-25
EXPENDITURES					
16217600	CALIFORNIA RESILIENCY CHALLENGE	72,000	75,850	0	0
	TOTAL EXPENDITURES	72,000	75,850	0	0
OPERATING EXPENSES		ACTUAL FY 21-22	ACTUAL FY 22-23	ADOPTED FY 23-24	PROPOSED FY 24-25
62000	CONTRACTUALS	72,000	75,850	0	0
	TOTAL	72,000	75,850	0	0

ENERGY CONSERVATION PROGRAM

PUBLIC WORKS

ACCOUNTING UNIT

CALIFORNIA RESILIENCY CHALLENGE

16217600

Account Code	LINE ITEM RESOURCES	ACTUAL FY 21-22	ACTUAL FY 22-23	ADOPTED FY 23-24	PROPOSED FY 24-25
62300	Contract Services-Professional	72,000	75,850	0	0
	SUBTOTAL CONTRACTUALS	72,000	75,850	0	0
	TOTAL	72,000	75,850	0	0

**PWA ENTERPRISE CAPITAL GRANTS
DEPARTMENT RESOURCE SUMMARY**

PUBLIC WORKS

ACTIVITIES		ACTUAL FY 21-22	ACTUAL FY 22-23	ADOPTED FY 23-24	PROPOSED FY 24-25
REVENUES					
52000	Federal Grant-Direct	0	299,410	0	0
52025	State Grants-Direct	8,519	232,809	0	0
52027	State Grants-Indirect	100,000	593,076	0	0
	TOTAL REVENUES	108,519	1,125,296	0	0
EXPENDITURES					
16417640	PUB WKS-WTR QUALITY & CONTROL	0	101,817	0	0
16417641	WATERSMART-WATERSHE MGMT PROG	0	357,644	0	0
16417642	CA NATURAL RESOURCES GRANT	1,870,953	222,826	0	0
16417643	PROP 1 IRWM PROGRAM	166,259	1,098,890	0	0
16417644	CNRA Urban Flood Protection	0	120,196	0	0
	TOTAL EXPENDITURES	2,037,212	1,901,373	0	0
OPERATING EXPENSES		ACTUAL FY 21-22	ACTUAL FY 22-23	ADOPTED FY 23-24	PROPOSED FY 24-25
66000	CAPITAL	2,037,212	1,901,373	0	0
	TOTAL	2,037,212	1,901,373	0	0

PWA ENTERPRISE CAPITAL GRANTS

PUBLIC WORKS		ACCOUNTING UNIT			
WATERSMART-WATERSHE MGMT PROG		16417641			
Account Code	LINE ITEM RESOURCES	ACTUAL FY 21-22	ACTUAL FY 22-23	ADOPTED FY 23-24	PROPOSED FY 24-25
66220	Improvements Other Than Building	0	357,644	0	0
	SUBTOTAL CAPITAL	0	357,644	0	0
	TOTAL	0	357,644	0	0

PWA ENTERPRISE CAPITAL GRANTS

PUBLIC WORKS		ACCOUNTING UNIT			
CA NATURAL RESOURCES GRANT		16417642			
Account Code	LINE ITEM RESOURCES	ACTUAL FY 21-22	ACTUAL FY 22-23	ADOPTED FY 23-24	PROPOSED FY 24-25
66220	Improvements Other Than Building	1,870,953	222,826	0	0
	SUBTOTAL CAPITAL	1,870,953	222,826	0	0
	TOTAL	1,870,953	222,826	0	0

PWA ENTERPRISE CAPITAL GRANTS

PUBLIC WORKS		ACCOUNTING UNIT			
PROP 1 IRWM PROGRAM		16417643			
Account Code	LINE ITEM RESOURCES	ACTUAL FY 21-22	ACTUAL FY 22-23	ADOPTED FY 23-24	PROPOSED FY 24-25
66220	Improvements Other Than Building	166,259	1,098,890	0	0
	SUBTOTAL CAPITAL	166,259	1,098,890	0	0
	TOTAL	166,259	1,098,890	0	0

PWA ENTERPRISE CAPITAL GRANTS

PUBLIC WORKS		ACCOUNTING UNIT			
CNRA Urban Flood Protection		16417644			
Account Code	LINE ITEM RESOURCES	ACTUAL FY 21-22	ACTUAL FY 22-23	ADOPTED FY 23-24	PROPOSED FY 24-25
66220	Improvements Other Than Building	0	120,196	0	0
	SUBTOTAL CAPITAL	0	120,196	0	0
	TOTAL	0	120,196	0	0

PWA ENTERPRISE CAPITAL GRANTS

PUBLIC WORKS		ACCOUNTING UNIT			
MISCELLENOUS REVENUE		16417002			
Account Code	LINE ITEM RESOURCES	ACTUAL FY 21-22	ACTUAL FY 22-23	ADOPTED FY 23-24	PROPOSED FY 24-25
52000	Federal Grant-Direct	0	299,410	0	0
52025	State Grants-Direct	8,519	232,809	0	0
52027	State Grants-Indirect	100,000	593,076	0	0
	SUBTOTAL REVENUES	108,519	1,125,296	0	0
	TOTAL	108,519	1,125,296	0	0

PWA ENTERPRISE CAPITAL GRANTS

PUBLIC WORKS		ACCOUNTING UNIT			
PUB WKS-WTR QUALITY & CONTROL		16417640			
Account Code	LINE ITEM RESOURCES	ACTUAL FY 21-22	ACTUAL FY 22-23	ADOPTED FY 23-24	PROPOSED FY 24-25
66220	Improvements Other Than Building	0	101,817	0	0
	SUBTOTAL CAPITAL	0	101,817	0	0
	TOTAL	0	101,817	0	0

**OFFICE OF TRAFFIC SAFETY GRANT
DEPARTMENT RESOURCE SUMMARY**

PUBLIC WORKS

ACTIVITIES		ACTUAL FY 21-22	ACTUAL FY 22-23	ADOPTED FY 23-24	PROPOSED FY 24-25
REVENUES					
52001	Federal Grant-Indirect	85,439	156,443	0	0
	TOTAL REVENUES	85,439	156,443	0	0
EXPENDITURES					
16517611	OTS-BICYCLE SAFETY PWA	101,539	148,843	0	0
	TOTAL EXPENDITURES	101,539	148,843	0	0
OPERATING EXPENSES		ACTUAL FY 21-22	ACTUAL FY 22-23	ADOPTED FY 23-24	PROPOSED FY 24-25
62000	CONTRACTUALS	35,300	148,843	0	0
66000	CAPITAL	66,239	0	0	0
	TOTAL	101,539	148,843	0	0

OFFICE OF TRAFFIC SAFETY GRANT

PUBLIC WORKS		ACCOUNTING UNIT			
OTS-PWA Traffic Safety Grants		16517002			
Account Code	LINE ITEM RESOURCES	ACTUAL FY 21-22	ACTUAL FY 22-23	ADOPTED FY 23-24	PROPOSED FY 24-25
52001	Federal Grant-Indirect	85,439	156,443	0	0
	SUBTOTAL REVENUES	85,439	156,443	0	0
	TOTAL	85,439	156,443	0	0

OFFICE OF TRAFFIC SAFETY GRANT

PUBLIC WORKS		ACCOUNTING UNIT			
OTS-BICYCLE SAFETY PWA		16517611			
Account Code	LINE ITEM RESOURCES	ACTUAL FY 21-22	ACTUAL FY 22-23	ADOPTED FY 23-24	PROPOSED FY 24-25
62300	Contract Services-Professional	35,300	148,843	0	0
	SUBTOTAL CONTRACTUALS	35,300	148,843	0	0
66220	Improvements Other Than Building	66,239	0	0	0
	SUBTOTAL CAPITAL	66,239	0	0	0
	TOTAL	101,539	148,843	0	0

**American Rescue Plan Act
DEPARTMENT RESOURCE SUMMARY**

PUBLIC WORKS

ACTIVITIES		ACTUAL FY 21-22	ACTUAL FY 22-23	ADOPTED FY 23-24	PROPOSED FY 24-25
EXPENDITURES					
18117013	ARPA-PWA	1,006,004	10,478,405	3,365,790	2,667,990
	TOTAL EXPENDITURES	1,006,004	10,478,405	3,365,790	2,667,990
OPERATING EXPENSES		ACTUAL FY 21-22	ACTUAL FY 22-23	ADOPTED FY 23-24	PROPOSED FY 24-25
61000	SALARIES & BENEFITS	0	165,186	1,057,150	970,550
62000	CONTRACTUALS	887,055	743,978	2,060,000	1,320,000
63000	COMMODITIES	0	572	0	0
65000	FIXED CHARGES	0	29,007	248,640	377,440
66000	CAPITAL	118,949	9,539,661	0	0
	TOTAL	1,006,004	10,478,405	3,365,790	2,667,990

American Rescue Plan Act

PUBLIC WORKS		ACCOUNTING UNIT			
ARPA-PWA		18117013			
Account Code	LINE ITEM RESOURCES	ACTUAL FY 21-22	ACTUAL FY 22-23	ADOPTED FY 23-24	PROPOSED FY 24-25
61000	Salaries Regular	0	100,654	736,690	651,840
61040	Salaries Overtime	0	2,587	0	0
61100	Retirement-Employer Normal Cost	0	10,996	92,460	79,650
61102	Retirement- Employer Unfunded- Miscellaneous	0	25,493	0	93,700
61120	Medicare Insurance	0	1,401	10,680	9,450
61130	Health Insurance	0	18,243	217,320	124,560
61170	Retiree Health Benefits	0	0	0	6,520
61180	Worker Compensation Insurance	0	5,812	0	4,830
	SUBTOTAL SALARIES & BENEFITS	0	165,186	1,057,150	970,550
62010	Communications	0	670	0	0
62300	Contract Services-Professional	887,055	743,308	2,060,000	1,320,000
	SUBTOTAL CONTRACTUALS	887,055	743,978	2,060,000	1,320,000
63001	Miscellaneous Operating Expenses	0	572	0	0
	SUBTOTAL COMMODITIES	0	572	0	0
65040	IT Maintenance Charge	0	0	11,380	53,430
65055	Communications- Landlines	0	0	0	7,440
65100	Insurance Charges	0	17,437	0	15,810
65105	Benefits Overhead	0	1,066	0	1,000
65205	Internal Departments Personnel	0	10,505	0	0
65400	Indirect Costs	0	0	237,260	299,760
	SUBTOTAL FIXED CHARGES	0	29,007	248,640	377,440
66100	Land	0	3,235,256	0	0
66200	Buildings & Building Improvements	0	275,292	0	0
66220	Improvements Other Than Building	118,949	6,028,634	0	0
66511	Computer Software Subscriptions	0	479	0	0
	SUBTOTAL CAPITAL	118,949	9,539,661	0	0
	TOTAL	1,006,004	10,478,405	3,365,790	2,667,990

**LOCAL DRAINAGE AREA NO 1
DEPARTMENT RESOURCE SUMMARY**

PUBLIC WORKS

ACTIVITIES	ACTUAL FY 21-22	ACTUAL FY 22-23	ADOPTED FY 23-24	PROPOSED FY 24-25
REVENUES				
58000 Earning On Investments	1	1	0	0
TOTAL REVENUES	1	1	0	0

LOCAL DRAINAGE AREA NO 1

PUBLIC WORKS		ACCOUNTING UNIT			
PUB WKS - STORM DRAIN CONST		20117002			
Account Code	LINE ITEM RESOURCES	ACTUAL FY 21-22	ACTUAL FY 22-23	ADOPTED FY 23-24	PROPOSED FY 24-25
58000	Earning On Investments	1	1	0	0
	SUBTOTAL REVENUES	1	1	0	0
	TOTAL	1	1	0	0

**LOCAL DRAINAGE AREA NO 2
DEPARTMENT RESOURCE SUMMARY**

PUBLIC WORKS

ACTIVITIES	ACTUAL FY 21-22	ACTUAL FY 22-23	ADOPTED FY 23-24	PROPOSED FY 24-25
REVENUES				
58000 Earning On Investments	11	14	0	0
TOTAL REVENUES	11	14	0	0

LOCAL DRAINAGE AREA NO 2

PUBLIC WORKS		ACCOUNTING UNIT			
PUB WKS - STROM DRAIN CONST		20217002			
Account Code	LINE ITEM RESOURCES	ACTUAL FY 21-22	ACTUAL FY 22-23	ADOPTED FY 23-24	PROPOSED FY 24-25
58000	Earning On Investments	11	14	0	0
	SUBTOTAL REVENUES	11	14	0	0
	TOTAL	11	14	0	0

**LOCAL DRAINAGE AREA NO 3
DEPARTMENT RESOURCE SUMMARY**

PUBLIC WORKS

ACTIVITIES		ACTUAL FY 21-22	ACTUAL FY 22-23	ADOPTED FY 23-24	PROPOSED FY 24-25
REVENUES					
58000	Earning On Investments	5,693	7,581	0	0
	TOTAL REVENUES	5,693	7,581	0	0

LOCAL DRAINAGE AREA NO 3

PUBLIC WORKS		ACCOUNTING UNIT			
PUB WKS - STORM DRAIN CONST		20317002			
Account Code	LINE ITEM RESOURCES	ACTUAL FY 21-22	ACTUAL FY 22-23	ADOPTED FY 23-24	PROPOSED FY 24-25
58000	Earning On Investments	5,693	7,581	0	0
	SUBTOTAL REVENUES	5,693	7,581	0	0
	TOTAL	5,693	7,581	0	0

**LOCAL DRAINAGE AREA NO 4
DEPARTMENT RESOURCE SUMMARY**

PUBLIC WORKS

ACTIVITIES	ACTUAL FY 21-22	ACTUAL FY 22-23	ADOPTED FY 23-24	PROPOSED FY 24-25
REVENUES				
58000 Earning On Investments	8	11	0	0
TOTAL REVENUES	8	11	0	0

LOCAL DRAINAGE AREA NO 4

PUBLIC WORKS		ACCOUNTING UNIT			
PUB WKS - STORM DRAIN CONST		20417002			
Account Code	LINE ITEM RESOURCES	ACTUAL FY 21-22	ACTUAL FY 22-23	ADOPTED FY 23-24	PROPOSED FY 24-25
58000	Earning On Investments	8	11	0	0
	SUBTOTAL REVENUES	8	11	0	0
	TOTAL	8	11	0	0

**LOCAL DRAINAGE AREA NO 5
DEPARTMENT RESOURCE SUMMARY**

PUBLIC WORKS

ACTIVITIES	ACTUAL FY 21-22	ACTUAL FY 22-23	ADOPTED FY 23-24	PROPOSED FY 24-25
REVENUES				
58000 Earning On Investments	5	6	0	0
TOTAL REVENUES	5	6	0	0

LOCAL DRAINAGE AREA NO 5

PUBLIC WORKS

ACCOUNTING UNIT

PUB WKS - STORM DRAIN CONST

20517002

Account Code	LINE ITEM RESOURCES	ACTUAL FY 21-22	ACTUAL FY 22-23	ADOPTED FY 23-24	PROPOSED FY 24-25
58000	Earning On Investments	5	6	0	0
	SUBTOTAL REVENUES	5	6	0	0
	TOTAL	5	6	0	0

**LOCAL DRAINAGE AREA NO 6
DEPARTMENT RESOURCE SUMMARY**

PUBLIC WORKS

ACTIVITIES	ACTUAL FY 21-22	ACTUAL FY 22-23	ADOPTED FY 23-24	PROPOSED FY 24-25
REVENUES				
58000 Earning On Investments	7	9	0	0
TOTAL REVENUES	7	9	0	0

LOCAL DRAINAGE AREA NO 6

PUBLIC WORKS		ACCOUNTING UNIT			
PUB WKS - STORM DRAIN CONST		20617002			
Account Code	LINE ITEM RESOURCES	ACTUAL FY 21-22	ACTUAL FY 22-23	ADOPTED FY 23-24	PROPOSED FY 24-25
58000	Earning On Investments	7	9	0	0
	SUBTOTAL REVENUES	7	9	0	0
	TOTAL	7	9	0	0

**LOCAL DRAINAGE AREA NO 7
DEPARTMENT RESOURCE SUMMARY**

PUBLIC WORKS

ACTIVITIES	ACTUAL FY 21-22	ACTUAL FY 22-23	ADOPTED FY 23-24	PROPOSED FY 24-25
REVENUES				
58000 Earning On Investments	1,464	1,950	0	0
TOTAL REVENUES	1,464	1,950	0	0

LOCAL DRAINAGE AREA NO 7

PUBLIC WORKS		ACCOUNTING UNIT			
PUB WKS - STORM DRAIN CONST		20717002			
Account Code	LINE ITEM RESOURCES	ACTUAL FY 21-22	ACTUAL FY 22-23	ADOPTED FY 23-24	PROPOSED FY 24-25
58000	Earning On Investments	1,464	1,950	0	0
	SUBTOTAL REVENUES	1,464	1,950	0	0
	TOTAL	1,464	1,950	0	0

**LOCAL DRAINAGE AREA NO 9
DEPARTMENT RESOURCE SUMMARY**

PUBLIC WORKS

ACTIVITIES	ACTUAL FY 21-22	ACTUAL FY 22-23	ADOPTED FY 23-24	PROPOSED FY 24-25
REVENUES				
58000 Earning On Investments	6	7	0	0
TOTAL REVENUES	6	7	0	0

LOCAL DRAINAGE AREA NO 9

PUBLIC WORKS		ACCOUNTING UNIT			
PUB WKS - STORM DRAIN CONST		20917002			
Account Code	LINE ITEM RESOURCES	ACTUAL FY 21-22	ACTUAL FY 22-23	ADOPTED FY 23-24	PROPOSED FY 24-25
58000	Earning On Investments	6	7	0	0
	SUBTOTAL REVENUES	6	7	0	0
	TOTAL	6	7	0	0

**LOCAL DRAINAGE AREA NO 10
DEPARTMENT RESOURCE SUMMARY**

PUBLIC WORKS

ACTIVITIES	ACTUAL FY 21-22	ACTUAL FY 22-23	ADOPTED FY 23-24	PROPOSED FY 24-25
REVENUES				
58000 Earning On Investments	129	172	0	0
TOTAL REVENUES	129	172	0	0

LOCAL DRAINAGE AREA NO 10

PUBLIC WORKS		ACCOUNTING UNIT			
PUB WKS - STORM DRAIN CONST		21017002			
Account Code	LINE ITEM RESOURCES	ACTUAL FY 21-22	ACTUAL FY 22-23	ADOPTED FY 23-24	PROPOSED FY 24-25
58000	Earning On Investments	129	172	0	0
	SUBTOTAL REVENUES	129	172	0	0
	TOTAL	129	172	0	0

**LOCAL DRAINAGE AREA NO 11
DEPARTMENT RESOURCE SUMMARY**

PUBLIC WORKS

ACTIVITIES	ACTUAL FY 21-22	ACTUAL FY 22-23	ADOPTED FY 23-24	PROPOSED FY 24-25
REVENUES				
58000 Earning On Investments	2	2	0	0
TOTAL REVENUES	2	2	0	0

LOCAL DRAINAGE AREA NO 11

PUBLIC WORKS

ACCOUNTING UNIT

PUB WKS-STORM DRAIN CONST

21117002

Account Code	LINE ITEM RESOURCES	ACTUAL FY 21-22	ACTUAL FY 22-23	ADOPTED FY 23-24	PROPOSED FY 24-25
58000	Earning On Investments	2	2	0	0
	SUBTOTAL REVENUES	2	2	0	0
	TOTAL	2	2	0	0

**LOCAL DRAINAGE AREA NO 12
DEPARTMENT RESOURCE SUMMARY**

PUBLIC WORKS

ACTIVITIES	ACTUAL FY 21-22	ACTUAL FY 22-23	ADOPTED FY 23-24	PROPOSED FY 24-25
REVENUES				
58000 Earning On Investments	0	0	0	0
TOTAL REVENUES	0	0	0	0

LOCAL DRAINAGE AREA NO 12

PUBLIC WORKS		ACCOUNTING UNIT			
PUB WKS-STORM DRAIN CONST		21217002			
Account Code	LINE ITEM RESOURCES	ACTUAL FY 21-22	ACTUAL FY 22-23	ADOPTED FY 23-24	PROPOSED FY 24-25
58000	Earning On Investments	0	0	0	0
	SUBTOTAL REVENUES	0	0	0	0
	TOTAL	0	0	0	0

**LOCAL DRAINAGE AREA NO 13
DEPARTMENT RESOURCE SUMMARY**

PUBLIC WORKS

ACTIVITIES	ACTUAL FY 21-22	ACTUAL FY 22-23	ADOPTED FY 23-24	PROPOSED FY 24-25
REVENUES				
58000 Earning On Investments	20	27	0	0
TOTAL REVENUES	20	27	0	0

LOCAL DRAINAGE AREA NO 13

PUBLIC WORKS		ACCOUNTING UNIT			
PUB WKS - STORM DRAIN CONST		21317002			
Account Code	LINE ITEM RESOURCES	ACTUAL FY 21-22	ACTUAL FY 22-23	ADOPTED FY 23-24	PROPOSED FY 24-25
58000	Earning On Investments	20	27	0	0
	SUBTOTAL REVENUES	20	27	0	0
	TOTAL	20	27	0	0

**LOCAL DRAINAGE AREA I
DEPARTMENT RESOURCE SUMMARY**

PUBLIC WORKS

ACTIVITIES	ACTUAL FY 21-22	ACTUAL FY 22-23	ADOPTED FY 23-24	PROPOSED FY 24-25
REVENUES				
50500 Drainage Fee	47,710	53,916	0	0
58000 Earning On Investments	7,542	10,513	0	0
TOTAL REVENUES	55,252	64,429	0	0
EXPENDITURES				
22117660 PUB WKS-STORM DRAIN CONST	0	0	0	118,250
TOTAL EXPENDITURES	0	0	0	118,250
OPERATING EXPENSES	ACTUAL FY 21-22	ACTUAL FY 22-23	ADOPTED FY 23-24	PROPOSED FY 24-25
66000 CAPITAL	0	0	0	118,250
TOTAL	0	0	0	118,250

LOCAL DRAINAGE AREA I

PUBLIC WORKS		ACCOUNTING UNIT			
PUB WKS-STORM DRAIN CONST		22117002			
Account Code	LINE ITEM RESOURCES	ACTUAL FY 21-22	ACTUAL FY 22-23	ADOPTED FY 23-24	PROPOSED FY 24-25
50500	Drainage Fee	47,710	53,916	0	0
58000	Earning On Investments	7,542	10,513	0	0
	SUBTOTAL REVENUES	55,252	64,429	0	0
	TOTAL	55,252	64,429	0	0

LOCAL DRAINAGE AREA I

PUBLIC WORKS		ACCOUNTING UNIT			
PUB WKS-STORM DRAIN CONST		22117660			
Account Code	LINE ITEM RESOURCES	ACTUAL FY 21-22	ACTUAL FY 22-23	ADOPTED FY 23-24	PROPOSED FY 24-25
66220	Improvements Other Than Building	0	0	0	118,250
	SUBTOTAL CAPITAL	0	0	0	118,250
	TOTAL	0	0	0	118,250

**LOCAL DRAINAGE AREA II
DEPARTMENT RESOURCE SUMMARY**

PUBLIC WORKS

ACTIVITIES	ACTUAL FY 21-22	ACTUAL FY 22-23	ADOPTED FY 23-24	PROPOSED FY 24-25
REVENUES				
50500 Drainage Fee	46,148	9,184	0	0
58000 Earning On Investments	1,864	2,781	0	0
TOTAL REVENUES	48,012	11,965	0	0

LOCAL DRAINAGE AREA II

PUBLIC WORKS		ACCOUNTING UNIT			
PUB WKS-STORM DRAIN CONST		22217002			
Account Code	LINE ITEM RESOURCES	ACTUAL FY 21-22	ACTUAL FY 22-23	ADOPTED FY 23-24	PROPOSED FY 24-25
50500	Drainage Fee	46,148	9,184	0	0
58000	Earning On Investments	1,864	2,781	0	0
	SUBTOTAL REVENUES	48,012	11,965	0	0
	TOTAL	48,012	11,965	0	0

**LOCAL DRAINAGE AREA III
DEPARTMENT RESOURCE SUMMARY**

PUBLIC WORKS

ACTIVITIES	ACTUAL FY 21-22	ACTUAL FY 22-23	ADOPTED FY 23-24	PROPOSED FY 24-25
REVENUES				
50500 Drainage Fee	787	761	0	0
58000 Earning On Investments	3,165	4,226	0	0
TOTAL REVENUES	3,953	4,987	0	0
EXPENDITURES				
22317660 PUB WKS-STORM DRAIN CONST	617	0	0	0
TOTAL EXPENDITURES	617	0	0	0
OPERATING EXPENSES	ACTUAL FY 21-22	ACTUAL FY 22-23	ADOPTED FY 23-24	PROPOSED FY 24-25
66000 CAPITAL	617	0	0	0
TOTAL	617	0	0	0

LOCAL DRAINAGE AREA III

PUBLIC WORKS		ACCOUNTING UNIT			
PUB WKS-STORM DRAIN CONST		22317002			
Account Code	LINE ITEM RESOURCES	ACTUAL FY 21-22	ACTUAL FY 22-23	ADOPTED FY 23-24	PROPOSED FY 24-25
50500	Drainage Fee	787	761	0	0
58000	Earning On Investments	3,165	4,226	0	0
	SUBTOTAL REVENUES	3,953	4,987	0	0
	TOTAL	3,953	4,987	0	0

LOCAL DRAINAGE AREA III

PUBLIC WORKS		ACCOUNTING UNIT			
PUB WKS-STORM DRAIN CONST		22317660			
Account Code	LINE ITEM RESOURCES	ACTUAL FY 21-22	ACTUAL FY 22-23	ADOPTED FY 23-24	PROPOSED FY 24-25
66220	Improvements Other Than Building	617	0	0	0
	SUBTOTAL CAPITAL	617	0	0	0
	TOTAL	617	0	0	0

**LOCAL DRAINAGE AREA IV
DEPARTMENT RESOURCE SUMMARY**

PUBLIC WORKS

ACTIVITIES	ACTUAL FY 21-22	ACTUAL FY 22-23	ADOPTED FY 23-24	PROPOSED FY 24-25
REVENUES				
50500 Drainage Fee	129,783	94,945	0	0
58000 Earning On Investments	3,288	4,785	0	0
TOTAL REVENUES	133,070	99,730	0	0
EXPENDITURES				
22417660 PUB WKS-STORM DRAIN CONST	167,346	2,291	0	0
TOTAL EXPENDITURES	167,346	2,291	0	0
OPERATING EXPENSES	ACTUAL FY 21-22	ACTUAL FY 22-23	ADOPTED FY 23-24	PROPOSED FY 24-25
66000 CAPITAL	167,346	2,291	0	0
TOTAL	167,346	2,291	0	0

LOCAL DRAINAGE AREA IV

PUBLIC WORKS		ACCOUNTING UNIT			
PUB WKS-STORM DRAIN CONST		22417002			
Account Code	LINE ITEM RESOURCES	ACTUAL FY 21-22	ACTUAL FY 22-23	ADOPTED FY 23-24	PROPOSED FY 24-25
50500	Drainage Fee	129,783	94,945	0	0
58000	Earning On Investments	3,288	4,785	0	0
	SUBTOTAL REVENUES	133,070	99,730	0	0
	TOTAL	133,070	99,730	0	0

LOCAL DRAINAGE AREA IV

PUBLIC WORKS		ACCOUNTING UNIT			
PUB WKS-STORM DRAIN CONST		22417660			
Account Code	LINE ITEM RESOURCES	ACTUAL FY 21-22	ACTUAL FY 22-23	ADOPTED FY 23-24	PROPOSED FY 24-25
66220	Improvements Other Than Building	167,346	2,291	0	0
	SUBTOTAL CAPITAL	167,346	2,291	0	0
	TOTAL	167,346	2,291	0	0

**LOCAL DRAINAGE AREA V
DEPARTMENT RESOURCE SUMMARY**

PUBLIC WORKS

ACTIVITIES	ACTUAL FY 21-22	ACTUAL FY 22-23	ADOPTED FY 23-24	PROPOSED FY 24-25
REVENUES				
50500 Drainage Fee	25,599	0	0	0
58000 Earning On Investments	2,014	2,826	0	0
TOTAL REVENUES	27,613	2,826	0	0

LOCAL DRAINAGE AREA V

PUBLIC WORKS		ACCOUNTING UNIT			
PUB WKS-STORM DRAIN CONST		22517002			
Account Code	LINE ITEM RESOURCES	ACTUAL FY 21-22	ACTUAL FY 22-23	ADOPTED FY 23-24	PROPOSED FY 24-25
50500	Drainage Fee	25,599	0	0	0
58000	Earning On Investments	2,014	2,826	0	0
	SUBTOTAL REVENUES	27,613	2,826	0	0
	TOTAL	27,613	2,826	0	0

**LOCAL DRAINAGE AREA VI
DEPARTMENT RESOURCE SUMMARY**

PUBLIC WORKS

ACTIVITIES	ACTUAL FY 21-22	ACTUAL FY 22-23	ADOPTED FY 23-24	PROPOSED FY 24-25
REVENUES				
50500 Drainage Fee	162,431	3,055	0	0
58000 Earning On Investments	1,870	3,940	0	0
TOTAL REVENUES	164,301	6,995	0	0

LOCAL DRAINAGE AREA VI

PUBLIC WORKS

ACCOUNTING UNIT

PUB WKS-STORM DRAIN CONST

22617002

Account Code	LINE ITEM RESOURCES	ACTUAL FY 21-22	ACTUAL FY 22-23	ADOPTED FY 23-24	PROPOSED FY 24-25
50500	Drainage Fee	162,431	3,055	0	0
58000	Earning On Investments	1,870	3,940	0	0
	SUBTOTAL REVENUES	164,301	6,995	0	0
	TOTAL	164,301	6,995	0	0

COMMUNITY DEVELOPMENT AGENCY



**Community Development Agency
Position Summary**

Authorized Personnel	Funded FY 23-24	Workforce Changes	Funded FY 24-25
Administrative Services Manager (MM)	1		1
Arts and Culture Specialist	1		1
Community Development Analyst	4		4
Community Development Commission Secretary	1		1
Economic Development Manager (MM)	1		1
Economic Development Specialist I	3	1	4
Economic Development Specialist II	0	1	1
Economic Development Specialist III	4		4
Executive Director of Community Development (EM)	1		1
Executive Secretary (UC)*	1		1
Homeless Services Division Manager (MM)	1		1
Housing Authority Analyst	1		1
Housing Authority Coordinator	0	1	1
Housing Authority Operations Supervisor	1		1
Housing Division Manager (MM)	1		1
Housing Programs Analyst	4		4
Housing Programs Coordinator	1	1	2
Housing Specialist II	11		11
Management Aide (UC)	1		1
Management Analyst (UC)	4		4
Parking Meter Operations Supervisor	1		1
Parking Meter Technician I	1		1
Parking Meter Technician II	2		2
Rent Stabilization Manager (MM)	1		1
Residential Construction Specialist	1		1
Senior Accounting Assistant	3		3
Senior Community Development Analyst	1	(1)	0
Senior Housing Specialist	2	1	3
Senior Office Assistant	4		4
Workforce Specialist I	0	1	1
Workforce Specialist II	13		13
Workforce Specialist III	0	2	2
Workforce Specialist IV	1		1
Funded Total	72	7	79

*Organizational Change in FY 23-24 Mid-Year Report Reso #2024-003

GENERAL FUND	10.20
CANNABIS PUBLIC BENEFIT FUND	0.57
ENTERPRISE FUND	5.55
FEDERAL/STATE GRANTS	51.31
OTHER RESTRICTED FUND	11.37
TOTAL FUNDED POSITIONS	79.00

**GENERAL FUND
DEPARTMENT RESOURCE SUMMARY**

COMMUNITY DEVELOPMENT

ACTIVITIES	ACTUAL FY 21-22	ACTUAL FY 22-23	ADOPTED FY 23-24	PROPOSED FY 24-25
EXPENDITURES				
01118017 CDA - SERVICE ENHANCEMENT	1,111,191	1,097,087	3,836,630	1,051,660
01118810 ECONOMIC DEVELOPMENT	1,634,996	3,651,078	1,253,120	1,986,860
01118811 HOMELESS SERVICES-SERVICE ENHANCEMENT	352,104	230,453	547,920	717,610
01118812 CDA ADMIN-SERVICE ENHANCEMENT	240,735	402,294	274,040	296,630
01118825 SALES TAX REBATE AGREEMENT	451,974	275,000	275,000	275,000
TOTAL EXPENDITURES	3,791,000	5,655,913	6,186,710	4,327,760
OPERATING EXPENSES	ACTUAL FY 21-22	ACTUAL FY 22-23	ADOPTED FY 23-24	PROPOSED FY 24-25
61000 SALARIES & BENEFITS	1,050,545	1,342,442	1,420,760	2,038,580
62000 CONTRACTUALS	1,221,071	1,072,845	3,709,110	1,201,980
63000 COMMODITIES	8,419	21,522	36,250	29,770
65000 FIXED CHARGES	141,351	190,629	167,960	204,540
66000 CAPITAL	0	13,276	0	0
68000 TRANSFERS	1,951	16,446	12,630	12,890
69000 MISCELLANEOUS	1,367,663	2,998,753	840,000	840,000
TOTAL	3,791,000	5,655,913	6,186,710	4,327,760

GENERAL FUND

COMMUNITY DEVELOPMENT		ACCOUNTING UNIT			
CDA - SERVICE ENHANCEMENT		01118017			
Account Code	LINE ITEM RESOURCES	ACTUAL FY 21-22	ACTUAL FY 22-23	ADOPTED FY 23-24	PROPOSED FY 24-25
61000	Salaries Regular	0	6,715	0	0
61020	Salaries Part-Time	5,217	0	0	0
61030	Salaries Participant	0	0	100,000	100,000
61100	Retirement-Employer Normal Cost	0	229	0	0
61110	Part-Time Retirement	196	0	0	0
61120	Medicare Insurance	76	96	0	0
61130	Health Insurance	0	1,065	0	0
61180	Worker Compensation Insurance	0	420	310	370
	SUBTOTAL SALARIES & BENEFITS	5,488	8,526	100,310	100,370
62200	Advertising	2,032	0	0	0
62300	Contract Services-Professional	959,732	860,527	3,135,000	355,000
	SUBTOTAL CONTRACTUALS	961,764	860,527	3,135,000	355,000
63001	Miscellaneous Operating Expenses	0	0	10,910	5,760
	SUBTOTAL COMMODITIES	0	0	10,910	5,760
65100	Insurance Charges	0	501	360	460
65105	Benefits Overhead	0	74	50	70
	SUBTOTAL FIXED CHARGES	0	576	410	530
69152	Loans & Grants	0	0	200,000	200,000
69300	Sales Tax Rebate	143,939	227,459	390,000	390,000
	SUBTOTAL MISCELLANEOUS	143,939	227,459	590,000	590,000
	TOTAL	1,111,191	1,097,087	3,836,630	1,051,660

GENERAL FUND

COMMUNITY DEVELOPMENT		ACCOUNTING UNIT			
CDA ADMIN-SERVICE ENHANCEMENT		01118812			
Account Code	LINE ITEM RESOURCES	ACTUAL FY 21-22	ACTUAL FY 22-23	ADOPTED FY 23-24	PROPOSED FY 24-25
61000	Salaries Regular	177,204	270,789	181,450	185,100
61010	Salaries Cash Out/Separation	655	0	0	0
61040	Salaries Overtime	423	1,560	0	0
61100	Retirement-Employer Normal Cost	7,536	10,892	8,670	10,830
61120	Medicare Insurance	2,556	3,942	2,640	2,690
61130	Health Insurance	35,356	45,709	31,420	34,900
61170	Retiree Health Benefits	0	1,514	930	1,740
61180	Worker Compensation Insurance	4,710	16,614	10,610	14,930
	SUBTOTAL SALARIES & BENEFITS	228,440	351,022	235,720	250,190
62010	Communications	482	893	2,120	0
62130	Tuition Reimbursement	0	541	0	0
62300	Contract Services-Professional	593	2,884	710	710
62302	Contracted Vendor Personnel Services	0	3,431	0	0
62700	Auto Expense	0	4,500	0	0
	SUBTOTAL CONTRACTUALS	1,075	12,248	2,830	710
63001	Miscellaneous Operating Expenses	1,160	1,844	1,000	1,000
	SUBTOTAL COMMODITIES	1,160	1,844	1,000	1,000
65040	IT Maintenance Charge	4,610	7,250	7,960	9,200
65055	Communications- Landlines	0	0	0	1,280
65100	Insurance Charges	5,170	19,709	12,090	18,700
65105	Benefits Overhead	280	2,964	1,840	2,690
	SUBTOTAL FIXED CHARGES	10,060	29,924	21,890	31,870
66511	Computer Software Subscriptions	0	214	0	0
	SUBTOTAL CAPITAL	0	214	0	0
68001	POB Misc Xfer to Fund 406	0	7,042	12,600	12,860
	SUBTOTAL TRANSFERS	0	7,042	12,600	12,860
	TOTAL	240,735	402,294	274,040	296,630

GENERAL FUND

COMMUNITY DEVELOPMENT		ACCOUNTING UNIT			
ECONOMIC DEVELOPMENT		01118810			
Account Code	LINE ITEM RESOURCES	ACTUAL FY 21-22	ACTUAL FY 22-23	ADOPTED FY 23-24	PROPOSED FY 24-25
61000	Salaries Regular	432,825	573,137	566,700	921,980
61010	Salaries Cash Out/Separation	8,336	0	0	22,110
61020	Salaries Part-Time	23,973	17,855	20,640	21,640
61040	Salaries Overtime	548	3,387	0	0
61100	Retirement-Employer Normal Cost	27,747	31,913	39,150	74,130
61102	Retirement- Employer Unfunded- Miscellaneous	29,349	3,266	840	0
61110	Part-Time Retirement	217	696	770	810
61120	Medicare Insurance	6,712	8,159	8,210	14,040
61130	Health Insurance	63,653	78,617	81,180	185,590
61170	Retiree Health Benefits	1,662	1,706	2,050	9,080
61180	Worker Compensation Insurance	33,319	34,428	27,340	32,570
	SUBTOTAL SALARIES & BENEFITS	628,341	753,164	746,880	1,281,950
62000	Utilities	0	0	0	180,900
62010	Communications	2,629	2,402	4,760	0
62012	Cellular Phone Charges	1,698	1,999	2,000	2,000
62120	Training, Transportation, Meetings	5,731	15,901	27,200	27,200
62130	Tuition Reimbursement	0	403	0	0
62140	Membership, Subscription & Dues	8,644	25,072	14,100	14,100
62200	Advertising	1,329	10,698	23,000	23,000
62300	Contract Services-Professional	54,760	118,607	284,040	279,840
62302	Contracted Vendor Personnel Services	2,000	3,724	4,200	8,400
62400	Auditor Fee	974	47	0	0
62500	Rent Payments	14,890	23,912	0	0
62600	Parking Validation	469	1,928	1,500	1,500
62700	Auto Expense	40	60	0	0
	SUBTOTAL CONTRACTUALS	93,164	204,752	360,800	536,940
63001	Miscellaneous Operating Expenses	5,487	18,827	22,140	20,810
63300	Gas & Diesel	31	36	0	0
	SUBTOTAL COMMODITIES	5,519	18,863	22,140	20,810
65000	Building Rental	52,420	63,760	63,760	71,700
65010	Rental City Equipment	1,011	202	0	0
65012	Accident Repair & Replacement	28	5	0	0
65040	IT Maintenance Charge	20,318	19,520	23,610	25,230
65055	Communications- Landlines	0	0	0	3,510
65100	Insurance Charges	32,807	41,091	31,160	40,810
65105	Benefits Overhead	1,286	6,108	4,740	5,880
65210	Delivery Charges	1,401	0	0	0
	SUBTOTAL FIXED CHARGES	109,271	130,687	123,270	147,130
66511	Computer Software Subscriptions	0	12,915	0	0
	SUBTOTAL CAPITAL	0	12,915	0	0
68001	POB Misc Xfer to Fund 406	1,951	9,404	30	30
	SUBTOTAL TRANSFERS	1,951	9,404	30	30
69138	Payment-Training Portion	0	10,000	0	0
69143	Transportation Pass for Partic	2,970	7,724	0	0

69152	Loans & Grants	793,780	2,503,570	0	0
	SUBTOTAL MISCELLANEOUS	796,750	2,521,294	0	0
	TOTAL	1,634,996	3,651,078	1,253,120	1,986,860

GENERAL FUND

COMMUNITY DEVELOPMENT		ACCOUNTING UNIT			
HOMELESS SERVICES-SERVICE ENHANCEMENT		01118811			
Account Code	LINE ITEM RESOURCES	ACTUAL FY 21-22	ACTUAL FY 22-23	ADOPTED FY 23-24	PROPOSED FY 24-25
61000	Salaries Regular	153,665	164,968	171,560	196,940
61010	Salaries Cash Out/Separation	0	0	120,190	164,330
61100	Retirement-Employer Normal Cost	5,957	5,257	7,770	8,260
61120	Medicare Insurance	2,159	2,165	2,470	2,840
61130	Health Insurance	14,383	45,878	25,080	22,800
61170	Retiree Health Benefits	1,421	1,505	1,580	1,810
61180	Worker Compensation Insurance	10,690	9,959	9,200	9,090
	SUBTOTAL SALARIES & BENEFITS	188,276	229,731	337,850	406,070
62010	Communications	478	510	1,150	0
62012	Cellular Phone Charges	571	639	630	630
62120	Training, Transportation, Meetings	0	0	7,500	7,500
62140	Membership, Subscription & Dues	0	0	70	70
62300	Contract Services-Professional	139,014	(30,832)	176,130	276,130
62500	Rent Payments	5	0	0	0
	SUBTOTAL CONTRACTUALS	140,068	(29,683)	185,480	284,330
63001	Miscellaneous Operating Expenses	1,740	815	2,200	2,200
	SUBTOTAL COMMODITIES	1,740	815	2,200	2,200
65000	Building Rental	3,810	4,630	4,630	5,210
65040	IT Maintenance Charge	5,760	11,160	5,690	5,940
65055	Communications- Landlines	0	0	0	830
65100	Insurance Charges	11,740	11,886	10,480	11,390
65105	Benefits Overhead	410	1,767	1,590	1,640
65210	Delivery Charges	300	0	0	0
	SUBTOTAL FIXED CHARGES	22,020	29,443	22,390	25,010
66511	Computer Software Subscriptions	0	147	0	0
	SUBTOTAL CAPITAL	0	147	0	0
	TOTAL	352,104	230,453	547,920	717,610

GENERAL FUND

COMMUNITY DEVELOPMENT

ACCOUNTING UNIT

SALES TAX REBATE AGREEMENT

01118825

Account Code	LINE ITEM RESOURCES	ACTUAL FY 21-22	ACTUAL FY 22-23	ADOPTED FY 23-24	PROPOSED FY 24-25
62300	Contract Services-Professional	25,000	25,000	25,000	25,000
	SUBTOTAL CONTRACTUALS	25,000	25,000	25,000	25,000
69300	Sales Tax Rebate	426,974	250,000	250,000	250,000
	SUBTOTAL MISCELLANEOUS	426,974	250,000	250,000	250,000
	TOTAL	451,974	275,000	275,000	275,000

**IDB & EZ VOUCHER MONITORING
DEPARTMENT RESOURCE SUMMARY**

COMMUNITY DEVELOPMENT

ACTIVITIES		ACTUAL FY 21-22	ACTUAL FY 22-23	ADOPTED FY 23-24	PROPOSED FY 24-25
REVENUES					
57000	Expense Reimbursement	2,811	2,450	0	0
58000	Earning On Investments	2,989	1,819	3,000	2,000
	TOTAL REVENUES	5,800	4,268	3,000	2,000

IDB & EZ VOUCHER MONITORING

COMMUNITY DEVELOPMENT		ACCOUNTING UNIT			
CDA SPECIAL REVENUE		02518002			
Account Code	LINE ITEM RESOURCES	ACTUAL FY 21-22	ACTUAL FY 22-23	ADOPTED FY 23-24	PROPOSED FY 24-25
57000	Expense Reimbursement	2,811	2,450	0	0
58000	Earning On Investments	2,989	1,819	3,000	2,000
	SUBTOTAL REVENUES	5,800	4,268	3,000	2,000
	TOTAL	5,800	4,268	3,000	2,000

**PARKING FUND
DEPARTMENT RESOURCE SUMMARY**

COMMUNITY DEVELOPMENT

ACTIVITIES	ACTUAL FY 21-22	ACTUAL FY 22-23	ADOPTED FY 23-24	PROPOSED FY 24-25
REVENUES				
53800 Parking Fees	21,521	0	0	0
53804 Parking Meter & Facilities Revenue	1,598,318	1,490,134	1,463,780	1,751,320
53903 Broadway Structure	529,133	215,457	0	0
53904 Spurgeon Structure	523,631	506,221	468,290	531,290
53905 Birch Structure	468,988	481,645	427,860	562,830
53906 Main Structure	311,875	261,964	272,790	304,460
55000 Parking Fines	234,509	263,385	125,510	281,800
57010 Miscellaneous Recoveries	0	449,127	0	0
57990 Miscellaneous Income	44,703	63,789	29,960	6,400
58000 Earning On Investments	7,117	31,441	6,800	20,000
59000-011 Transfer From Fund 011	789,000	2,873,040	1,862,320	1,658,000
TOTAL REVENUES	4,528,794	6,636,203	4,657,310	5,116,100
EXPENDITURES				
02718131 PARKING METER	1,305,731	1,537,762	1,715,390	1,864,510
02718132 PARKING FACILITIES	1,409,286	1,803,318	2,132,030	2,108,040
02718133 DOWNTOWN ENHANCEMENTS	794,664	944,918	1,066,660	1,098,420
TOTAL EXPENDITURES	3,509,680	4,285,998	4,914,080	5,070,970
OPERATING EXPENSES	ACTUAL FY 21-22	ACTUAL FY 22-23	ADOPTED FY 23-24	PROPOSED FY 24-25
61000 SALARIES & BENEFITS	1,082,919	973,192	1,070,880	1,227,080
62000 CONTRACTUALS	2,064,174	2,967,542	3,479,720	3,449,250
63000 COMMODITIES	33,478	30,902	52,400	52,400
65000 FIXED CHARGES	302,089	263,314	271,840	298,970
66000 CAPITAL	0	123	0	0
67000 DEBT SERVICE	26,569	50,474	38,740	42,490
68000 TRANSFERS	451	451	500	780
TOTAL	3,509,680	4,285,998	4,914,080	5,070,970

PARKING FUND

COMMUNITY DEVELOPMENT		ACCOUNTING UNIT			
PARKING OPERATIONS		02718002			
Account Code	LINE ITEM RESOURCES	ACTUAL FY 21-22	ACTUAL FY 22-23	ADOPTED FY 23-24	PROPOSED FY 24-25
53800	Parking Fees	21,521	0	0	0
53804	Parking Meter & Facilities Revenue	1,598,318	1,490,134	1,463,780	1,751,320
53903	Broadway Structure	529,133	215,457	0	0
53904	Spurgeon Structure	523,631	506,221	468,290	531,290
53905	Birch Structure	468,988	481,645	427,860	562,830
53906	Main Structure	311,875	261,964	272,790	304,460
55000	Parking Fines	234,509	263,385	125,510	281,800
57010	Miscellaneous Recoveries	0	449,127	0	0
57990	Miscellaneous Income	44,703	63,789	29,960	6,400
58000	Earning On Investments	7,117	31,441	6,800	20,000
59000	Transfer From Fund 011	789,000	2,873,040	1,862,320	1,658,000
	SUBTOTAL REVENUES	4,528,794	6,636,203	4,657,310	5,116,100
	TOTAL	4,528,794	6,636,203	4,657,310	5,116,100

PARKING FUND

COMMUNITY DEVELOPMENT		ACCOUNTING UNIT			
PARKING METER		02718131			
Account Code	LINE ITEM RESOURCES	ACTUAL FY 21-22	ACTUAL FY 22-23	ADOPTED FY 23-24	PROPOSED FY 24-25
61000	Salaries Regular	506,981	517,202	552,070	631,770
61010	Salaries Cash Out/Separation	70	0	0	240
61020	Salaries Part-Time	0	0	0	20,620
61040	Salaries Overtime	1,805	1,976	10,000	10,000
61100	Retirement-Employer Normal Cost	24,849	26,136	34,690	38,870
61102	Retirement- Employer Unfunded- Miscellaneous	146,789	60,593	50,400	61,310
61110	Part-Time Retirement	0	0	0	770
61120	Medicare Insurance	7,233	7,209	7,810	9,310
61130	Health Insurance	123,167	134,375	147,080	149,650
61170	Retiree Health Benefits	8,156	4,139	80	8,200
61180	Worker Compensation Insurance	29,770	36,030	30,350	28,510
	SUBTOTAL SALARIES & BENEFITS	848,819	787,659	832,480	959,250
62000	Utilities	769	790	770	770
62010	Communications	1,828	2,040	8,140	0
62012	Cellular Phone Charges	1,744	2,084	2,000	2,000
62120	Training, Transportation, Meetings	0	0	1,000	1,000
62130	Tuition Reimbursement	0	142	0	0
62140	Membership, Subscription & Dues	0	0	200	200
62251	Other Agency Services	0	0	1,000	1,000
62300	Contract Services-Professional	224,013	467,853	583,210	583,210
62302	Contracted Vendor Personnel Services	0	847	0	0
62322	Maintenance & Repair Machinery	0	0	1,000	1,000
62337	Contract Services-Bush Parking Lot	1,661	300	5,600	5,600
	SUBTOTAL CONTRACTUALS	230,014	474,057	602,920	594,780
63001	Miscellaneous Operating Expenses	11,310	16,805	30,350	30,350
63300	Gas & Diesel	7,136	7,080	4,000	4,000
	SUBTOTAL COMMODITIES	18,446	23,885	34,350	34,350
65010	Rental City Equipment	19,968	33,552	13,590	14,660
65011	Equipment Replacement Charges	13,812	3,453	8,250	7,530
65012	Accident Repair & Replacement	528	528	250	550
65020	City Yard Rental	13,760	13,760	16,590	18,210
65040	IT Maintenance Charge	40,590	39,710	40,390	48,390
65055	Communications- Landlines	0	0	0	6,740
65100	Insurance Charges	32,680	35,984	34,580	35,720
65105	Benefits Overhead	2,060	5,607	5,260	5,140
65210	Delivery Charges	680	0	0	0
65400	Indirect Costs	61,432	76,335	93,450	102,450
	SUBTOTAL FIXED CHARGES	185,510	208,928	212,360	239,390
66511	Computer Software Subscriptions	0	55	0	0
	SUBTOTAL CAPITAL	0	55	0	0
67301	POB Principal-Misc	0	15,127	5,190	8,400
67311	POB Interest - Misc	22,491	27,600	27,590	27,560
	SUBTOTAL DEBT SERVICE	22,491	42,727	32,780	35,960

68000	Transfer to Fund 051	451	451	500	780
	SUBTOTAL TRANSFERS	451	451	500	780
	TOTAL	1,305,731	1,537,762	1,715,390	1,864,510

PARKING FUND

COMMUNITY DEVELOPMENT		ACCOUNTING UNIT			
PARKING FACILITIES		02718132			
Account Code	LINE ITEM RESOURCES	ACTUAL FY 21-22	ACTUAL FY 22-23	ADOPTED FY 23-24	PROPOSED FY 24-25
61000	Salaries Regular	117	3,335	9,200	10,110
61020	Salaries Part-Time	0	0	0	650
61100	Retirement-Employer Normal Cost	6	154	420	430
61102	Retirement- Employer Unfunded- Miscellaneous	399	358	120	200
61110	Part-Time Retirement	0	0	0	30
61120	Medicare Insurance	2	47	130	160
61130	Health Insurance	34	468	1,030	1,150
61170	Retiree Health Benefits	0	0	80	90
61180	Worker Compensation Insurance	5,230	207	10	180
	SUBTOTAL SALARIES & BENEFITS	5,786	4,568	10,990	13,000
62010	Communications	0	0	1,200	0
62130	Tuition Reimbursement	0	5	0	0
62251	Other Agency Services	1,029	868	1,100	1,100
62300	Contract Services-Professional	8,701	121,667	300,000	300,000
62333	Contract Services-Broadway Structure	423,961	291,337	0	0
62334	Contract Services-Spurgeon Structure	347,879	476,756	640,000	640,000
62335	Contract Services-Birch Structure	314,702	428,858	520,000	520,000
62336	Contract Services-Main Structure	281,927	467,895	640,000	620,130
	SUBTOTAL CONTRACTUALS	1,378,200	1,787,385	2,102,300	2,081,230
63001	Miscellaneous Operating Expenses	12,905	4,599	11,050	11,050
	SUBTOTAL COMMODITIES	12,905	4,599	11,050	11,050
65040	IT Maintenance Charge	6,050	5,860	5,970	590
65055	Communications- Landlines	0	0	0	80
65100	Insurance Charges	5,740	247	10	230
65105	Benefits Overhead	410	37	0	30
65210	Delivery Charges	110	0	0	0
65400	Indirect Costs	14	486	1,600	1,710
	SUBTOTAL FIXED CHARGES	12,324	6,630	7,580	2,640
67301	POB Principal-Misc	0	48	20	30
67311	POB Interest - Misc	71	87	90	90
	SUBTOTAL DEBT SERVICE	71	135	110	120
	TOTAL	1,409,286	1,803,318	2,132,030	2,108,040

PARKING FUND

COMMUNITY DEVELOPMENT		ACCOUNTING UNIT			
DOWNTOWN ENHANCEMENTS		02718133			
Account Code	LINE ITEM RESOURCES	ACTUAL FY 21-22	ACTUAL FY 22-23	ADOPTED FY 23-24	PROPOSED FY 24-25
61000	Salaries Regular	129,916	135,288	162,860	180,760
61010	Salaries Cash Out/Separation	0	0	0	2,000
61020	Salaries Part-Time	0	0	0	430
61040	Salaries Overtime	1,004	119	10,000	10,000
61100	Retirement-Employer Normal Cost	5,038	4,306	7,560	7,880
61102	Retirement- Employer Unfunded- Miscellaneous	22,449	8,835	10,200	12,070
61110	Part-Time Retirement	0	0	0	20
61120	Medicare Insurance	1,791	1,834	2,320	2,610
61130	Health Insurance	22,466	22,492	26,590	29,360
61170	Retiree Health Benefits	0	0	100	1,670
61180	Worker Compensation Insurance	45,650	8,091	7,780	8,030
	SUBTOTAL SALARIES & BENEFITS	228,314	180,965	227,410	254,830
62000	Utilities	13,831	25,994	15,000	15,000
62010	Communications	479	561	1,260	0
62012	Cellular Phone Charges	567	586	700	700
62120	Training, Transportation, Meetings	27	0	0	0
62130	Tuition Reimbursement	0	16	0	0
62140	Membership, Subscription & Dues	0	0	300	300
62200	Advertising	0	0	1,500	1,500
62300	Contract Services-Professional	441,057	678,943	755,740	755,740
	SUBTOTAL CONTRACTUALS	455,961	706,100	774,500	773,240
63001	Miscellaneous Operating Expenses	2,127	2,418	7,000	7,000
	SUBTOTAL COMMODITIES	2,127	2,418	7,000	7,000
65010	Rental City Equipment	5,196	10,824	6,330	6,830
65011	Equipment Replacement Charges	1,332	333	0	730
65012	Accident Repair & Replacement	132	264	0	0
65040	IT Maintenance Charge	28,790	5,580	6,260	6,530
65055	Communications- Landlines	0	0	0	910
65100	Insurance Charges	50,120	9,656	8,860	10,050
65105	Benefits Overhead	1,770	1,435	1,350	1,450
65210	Delivery Charges	1,100	0	0	0
65400	Indirect Costs	15,815	19,663	29,100	30,440
	SUBTOTAL FIXED CHARGES	104,255	47,756	51,900	56,940
66511	Computer Software Subscriptions	0	68	0	0
	SUBTOTAL CAPITAL	0	68	0	0
67301	POB Principal-Misc	0	2,695	930	1,500
67311	POB Interest - Misc	4,007	4,917	4,920	4,910
	SUBTOTAL DEBT SERVICE	4,007	7,612	5,850	6,410
	TOTAL	794,664	944,918	1,066,660	1,098,420

**EMERGENCY & HEALTH GRANTS
DEPARTMENT RESOURCE SUMMARY**

COMMUNITY DEVELOPMENT

ACTIVITIES		ACTUAL FY 21-22	ACTUAL FY 22-23	ADOPTED FY 23-24	PROPOSED FY 24-25
REVENUES					
52025	State Grants-Direct	8,558,027	1,828,848	2,546,480	534,270
58000	Earning On Investments	6,858	68,724	12,000	105,000
58006	Interest Earned on Advanced Received	2	0	0	0
58007	Interest Earned on Advanced Received- 8M	16,810	11,679	5,000	12,000
58008	Interest Earned on Advanced Received- 4M	18,390	9,736	10,000	10,000
59011	Reserve Appropriation	0	0	2,546,480	2,546,480
	TOTAL REVENUES	8,600,088	1,918,988	5,119,960	3,207,750
EXPENDITURES					
12218715	HHAP GRANT	5,043,068	255,799	440,800	120,340
12218716	HHAP-2 GRANT	0	311,565	951,750	148,990
12218717	HHAP-3 Grant	0	1,261,485	4,841,170	544,020
12218718	HHAP-4 Grant	0	0	5,092,960	21,110
	TOTAL EXPENDITURES	5,043,068	1,828,848	11,326,680	834,460
OPERATING EXPENSES		ACTUAL FY 21-22	ACTUAL FY 22-23	ADOPTED FY 23-24	PROPOSED FY 24-25
61000	SALARIES & BENEFITS	89,782	212,965	517,910	455,000
62000	CONTRACTUALS	95,591	139,449	216,120	0
63000	COMMODITIES	423	48,826	0	0
65000	FIXED CHARGES	8,959	32,253	86,050	73,760
66000	CAPITAL	4,548,105	0	103,000	120,340
68000	TRANSFERS	208	13,393	10,270	11,270
69000	MISCELLANEOUS	300,000	1,381,963	10,393,330	174,090
	TOTAL	5,043,068	1,828,848	11,326,680	834,460

EMERGENCY & HEALTH GRANTS

COMMUNITY DEVELOPMENT		ACCOUNTING UNIT			
HHAP GRANT		12218715			
Account Code	LINE ITEM RESOURCES	ACTUAL FY 21-22	ACTUAL FY 22-23	ADOPTED FY 23-24	PROPOSED FY 24-25
61000	Salaries Regular	46,581	107,095	184,450	0
61010	Salaries Cash Out/Separation	956	0	0	0
61020	Salaries Part-Time	17,579	7,957	0	0
61040	Salaries Overtime	10,010	0	0	0
61100	Retirement-Employer Normal Cost	3,870	10,995	21,590	0
61102	Retirement- Employer Unfunded- Miscellaneous	3,740	25,491	21,700	0
61110	Part-Time Retirement	656	223	0	0
61120	Medicare Insurance	762	1,593	2,670	0
61130	Health Insurance	5,628	23,707	44,340	0
61180	Worker Compensation Insurance	0	6,935	3,840	0
	SUBTOTAL SALARIES & BENEFITS	89,782	183,996	278,590	0
62010	Communications	899	1,105	2,120	0
62120	Training, Transportation, Meetings	3,308	2,461	0	0
62130	Tuition Reimbursement	0	642	0	0
62300	Contract Services-Professional	91,005	17,553	0	0
62302	Contracted Vendor Personnel Services	280	115	0	0
62600	Parking Validation	0	96	0	0
62700	Auto Expense	100	40	0	0
	SUBTOTAL CONTRACTUALS	95,591	22,012	2,120	0
63001	Miscellaneous Operating Expenses	423	4,144	0	0
	SUBTOTAL COMMODITIES	423	4,144	0	0
65040	IT Maintenance Charge	0	5,580	10,520	0
65100	Insurance Charges	0	8,277	4,380	0
65105	Benefits Overhead	0	1,230	670	0
65400	Indirect Costs	8,959	17,166	31,250	0
	SUBTOTAL FIXED CHARGES	8,959	32,253	46,820	0
66200	Buildings & Building Improvements	4,548,105	0	0	0
66410	Vehicle Purchase	0	0	103,000	120,340
	SUBTOTAL CAPITAL	4,548,105	0	103,000	120,340
68001	POB Misc Xfer to Fund 406	208	13,393	10,270	0
	SUBTOTAL TRANSFERS	208	13,393	10,270	0
69135	Payment to Subagent	300,000	0	0	0
	SUBTOTAL MISCELLANEOUS	300,000	0	0	0
	TOTAL	5,043,068	255,799	440,800	120,340

EMERGENCY & HEALTH GRANTS

COMMUNITY DEVELOPMENT		ACCOUNTING UNIT			
HHAP-2 GRANT		12218716			
Account Code	LINE ITEM RESOURCES	ACTUAL FY 21-22	ACTUAL FY 22-23	ADOPTED FY 23-24	PROPOSED FY 24-25
61000	Salaries Regular	0	2,201	239,310	33,680
61100	Retirement-Employer Normal Cost	0	0	0	2,320
61102	Retirement- Employer Unfunded- Miscellaneous	0	0	0	23,170
61120	Medicare Insurance	0	0	0	480
61130	Health Insurance	0	0	0	9,360
61170	Retiree Health Benefits	0	0	0	320
61180	Worker Compensation Insurance	0	0	10	6,460
	SUBTOTAL SALARIES & BENEFITS	0	2,201	239,320	75,790
62300	Contract Services-Professional	0	943	156,630	0
	SUBTOTAL CONTRACTUALS	0	943	156,630	0
65040	IT Maintenance Charge	0	0	0	13,950
65055	Communications- Landlines	0	0	0	1,940
65100	Insurance Charges	0	0	10	8,100
65105	Benefits Overhead	0	0	10	1,160
65400	Indirect Costs	0	0	39,210	5,360
	SUBTOTAL FIXED CHARGES	0	0	39,230	30,510
68001	POB Misc Xfer to Fund 406	0	0	0	11,270
	SUBTOTAL TRANSFERS	0	0	0	11,270
69011	Reserve Appropriation	0	0	318,510	31,420
69135	Payment to Subagent	0	308,421	198,060	0
	SUBTOTAL MISCELLANEOUS	0	308,421	516,570	31,420
	TOTAL	0	311,565	951,750	148,990

EMERGENCY & HEALTH GRANTS

COMMUNITY DEVELOPMENT		ACCOUNTING UNIT			
HHAP-3 Grant		12218717			
Account Code	LINE ITEM RESOURCES	ACTUAL FY 21-22	ACTUAL FY 22-23	ADOPTED FY 23-24	PROPOSED FY 24-25
61000	Salaries Regular	0	0	0	268,850
61040	Salaries Overtime	0	26,767	0	0
61100	Retirement-Employer Normal Cost	0	0	0	32,860
61102	Retirement- Employer Unfunded- Miscellaneous	0	0	0	8,150
61120	Medicare Insurance	0	0	0	3,890
61130	Health Insurance	0	0	0	62,360
61170	Retiree Health Benefits	0	0	0	2,690
61180	Worker Compensation Insurance	0	0	0	410
	SUBTOTAL SALARIES & BENEFITS	0	26,767	0	379,210
62300	Contract Services-Professional	0	116,494	57,370	0
	SUBTOTAL CONTRACTUALS	0	116,494	57,370	0
63001	Miscellaneous Operating Expenses	0	44,682	0	0
	SUBTOTAL COMMODITIES	0	44,682	0	0
65040	IT Maintenance Charge	0	0	0	590
65055	Communications- Landlines	0	0	0	80
65100	Insurance Charges	0	0	0	510
65105	Benefits Overhead	0	0	0	70
65400	Indirect Costs	0	0	0	42,000
	SUBTOTAL FIXED CHARGES	0	0	0	43,250
69011	Reserve Appropriation	0	0	4,783,800	121,560
69135	Payment to Subagent	0	1,073,542	0	0
	SUBTOTAL MISCELLANEOUS	0	1,073,542	4,783,800	121,560
	TOTAL	0	1,261,485	4,841,170	544,020

EMERGENCY & HEALTH GRANTS

COMMUNITY DEVELOPMENT		ACCOUNTING UNIT			
HHAP-4 Grant		12218718			
Account Code	LINE ITEM RESOURCES	ACTUAL FY 21-22	ACTUAL FY 22-23	ADOPTED FY 23-24	PROPOSED FY 24-25
69011	Reserve Appropriation	0	0	5,092,960	21,110
	SUBTOTAL MISCELLANEOUS	0	0	5,092,960	21,110
	TOTAL	0	0	5,092,960	21,110

EMERGENCY & HEALTH GRANTS

COMMUNITY DEVELOPMENT		ACCOUNTING UNIT			
HEAP Grant		12218002			
Account Code	LINE ITEM RESOURCES	ACTUAL FY 21-22	ACTUAL FY 22-23	ADOPTED FY 23-24	PROPOSED FY 24-25
52025	State Grants-Direct	8,558,027	1,828,848	2,546,480	534,270
58000	Earning On Investments	6,858	68,724	12,000	105,000
58006	Interest Earned on Advanced Received	2	0	0	0
58007	Interest Earned on Advanced Received- 8M	16,810	11,679	5,000	12,000
58008	Interest Earned on Advanced Received- 4M	18,390	9,736	10,000	10,000
59011	Reserve Appropriation	0	0	2,546,480	2,546,480
	SUBTOTAL REVENUES	8,600,088	1,918,988	5,119,960	3,207,750
	TOTAL	8,600,088	1,918,988	5,119,960	3,207,750

**WORKFORCE INVESTMENT ACT
DEPARTMENT RESOURCE SUMMARY**

COMMUNITY DEVELOPMENT

ACTIVITIES		ACTUAL FY 21-22	ACTUAL FY 22-23	ADOPTED FY 23-24	PROPOSED FY 24-25
REVENUES					
52001	Federal Grant-Indirect	1,472,819	1,882,830	2,648,020	2,565,240
52009	Federal Grant-Indirect COVID	57,452	155,926	0	0
57000	Expense Reimbursement	382	6,771	0	0
57960	Rental Of Property	335,911	363,426	0	335,490
57961	Contra Rent Revenue GASB 87	(275,441)	0	0	0
57962	Lease Revenue	278,985	0	0	0
58020	Interest Income- Leases	841	0	0	0
59302	Other Financing Sources-Leases	1,129,087	0	0	0
	TOTAL REVENUES	3,000,036	2,408,953	2,648,020	2,900,730
EXPENDITURES					
12318748	WDB ADMIN	125,531	154,140	153,930	132,390
12318750	WDB YOUTH COUNCIL	579,762	0	0	0
12318751	ONE STOP PROGRAM	1,766,241	825,371	908,380	804,680
12318752	ONE STOP ADMIN	72,188	126,094	104,500	108,320
12318753	ONE STOP ADULT	208,026	256,597	267,240	289,200
12318754	ONE STOP DISLOCATED WRKR	183,347	249,629	88,960	156,420
12318755	ONE STOP YOUTH (YSPN)	181,032	0	0	0
12318756	ONE STOP RAPID RESPONSE	205,928	312,523	258,670	263,310
12318757	WDB PROGRAM	74,478	117,942	73,380	71,940
12318762	NAT DW Employment RCVRY - NDGW	15,823	145,060	0	114,380
12318763	WIOA Youth	0	584,189	792,960	791,780
	TOTAL EXPENDITURES	3,412,357	2,771,543	2,648,020	2,732,420
OPERATING EXPENSES		ACTUAL FY 21-22	ACTUAL FY 22-23	ADOPTED FY 23-24	PROPOSED FY 24-25
61000	SALARIES & BENEFITS	1,052,329	1,186,560	1,338,280	1,698,300
62000	CONTRACTUALS	(88,497)	548,170	494,040	307,380
63000	COMMODITIES	12,298	6,734	6,830	4,950
65000	FIXED CHARGES	198,228	251,351	274,610	301,500
66000	CAPITAL	1,129,087	716	0	1,000
67000	DEBT SERVICE	557,372	0	0	0
68000	TRANSFERS	10,780	44,546	35,110	38,510
69000	MISCELLANEOUS	540,762	733,466	499,150	380,780
	TOTAL	3,412,357	2,771,543	2,648,020	2,732,420

WORKFORCE INVESTMENT ACT

COMMUNITY DEVELOPMENT		ACCOUNTING UNIT			
NAT DW Employment RCVRY - NDGW		12318762			
Account Code	LINE ITEM RESOURCES	ACTUAL FY 21-22	ACTUAL FY 22-23	ADOPTED FY 23-24	PROPOSED FY 24-25
61000	Salaries Regular	11,771	40,585	0	53,710
61010	Salaries Cash Out/Separation	8	0	0	0
61020	Salaries Part-Time	0	379	0	0
61100	Retirement-Employer Normal Cost	542	1,313	0	2,250
61102	Retirement- Employer Unfunded- Miscellaneous	0	1,994	0	150
61110	Part-Time Retirement	0	14	0	0
61120	Medicare Insurance	170	588	0	780
61130	Health Insurance	1,478	5,572	0	8,330
61170	Retiree Health Benefits	0	0	0	490
61180	Worker Compensation Insurance	0	2,534	0	2,260
	SUBTOTAL SALARIES & BENEFITS	13,968	52,980	0	67,970
62300	Contract Services-Professional	0	0	0	5,000
62400	Auditor Fee	22	0	0	0
62500	Rent Payments	411	3,467	0	300
	SUBTOTAL CONTRACTUALS	433	3,467	0	5,300
63001	Miscellaneous Operating Expenses	0	0	0	1,000
	SUBTOTAL COMMODITIES	0	0	0	1,000
65040	IT Maintenance Charge	0	0	0	2,380
65055	Communications- Landlines	0	0	0	330
65100	Insurance Charges	0	3,024	0	2,830
65105	Benefits Overhead	0	450	0	410
65400	Indirect Costs	1,422	5,900	0	8,550
	SUBTOTAL FIXED CHARGES	1,422	9,374	0	14,500
68001	POB Misc Xfer to Fund 406	0	2,571	0	0
	SUBTOTAL TRANSFERS	0	2,571	0	0
69138	Payment-Training Portion	0	76,667	0	20,000
69143	Transportation Pass for Partic	0	0	0	4,200
69144	Client Support Services	0	0	0	1,410
	SUBTOTAL MISCELLANEOUS	0	76,667	0	25,610
	TOTAL	15,823	145,060	0	114,380

WORKFORCE INVESTMENT ACT

COMMUNITY DEVELOPMENT		ACCOUNTING UNIT			
WIOA Youth		12318763			
Account Code	LINE ITEM RESOURCES	ACTUAL FY 21-22	ACTUAL FY 22-23	ADOPTED FY 23-24	PROPOSED FY 24-25
61000	Salaries Regular	0	83,745	203,410	280,600
61010	Salaries Cash Out/Separation	0	0	0	1,500
61020	Salaries Part-Time	0	6,268	4,090	3,580
61100	Retirement-Employer Normal Cost	0	2,588	9,220	16,060
61102	Retirement- Employer Unfunded- Miscellaneous	0	6,001	5,910	6,310
61110	Part-Time Retirement	0	160	150	130
61120	Medicare Insurance	0	1,224	3,010	4,090
61130	Health Insurance	0	17,284	43,600	68,730
61170	Retiree Health Benefits	0	0	0	2,590
61180	Worker Compensation Insurance	0	5,349	9,690	4,960
	SUBTOTAL SALARIES & BENEFITS	0	122,619	279,080	388,550
62010	Communications	0	1,063	2,350	0
62120	Training, Transportation, Meetings	0	1,476	5,600	5,000
62200	Advertising	0	228	0	0
62302	Contracted Vendor Personnel Services	0	58	3,000	0
62500	Rent Payments	0	16,639	0	10,760
	SUBTOTAL CONTRACTUALS	0	19,464	10,950	15,760
63001	Miscellaneous Operating Expenses	0	0	2,350	2,350
63300	Gas & Diesel	0	45	0	100
	SUBTOTAL COMMODITIES	0	45	2,350	2,450
65010	Rental City Equipment	0	421	0	0
65012	Accident Repair & Replacement	0	11	0	0
65040	IT Maintenance Charge	0	11,580	11,660	12,170
65055	Communications- Landlines	0	0	0	1,700
65100	Insurance Charges	0	6,384	11,030	6,220
65105	Benefits Overhead	0	949	1,680	900
65400	Indirect Costs	0	13,099	35,150	36,380
	SUBTOTAL FIXED CHARGES	0	32,443	59,520	57,370
66511	Computer Software Subscriptions	0	68	0	0
	SUBTOTAL CAPITAL	0	68	0	0
68001	POB Misc Xfer to Fund 406	0	10,032	7,700	8,440
	SUBTOTAL TRANSFERS	0	10,032	7,700	8,440
69135	Payment to Subagent	0	399,517	433,360	319,210
	SUBTOTAL MISCELLANEOUS	0	399,517	433,360	319,210
	TOTAL	0	584,189	792,960	791,780

WORKFORCE INVESTMENT ACT

COMMUNITY DEVELOPMENT		ACCOUNTING UNIT			
WIOA REVENUES		12318002			
Account Code	LINE ITEM RESOURCES	ACTUAL FY 21-22	ACTUAL FY 22-23	ADOPTED FY 23-24	PROPOSED FY 24-25
52001	Federal Grant-Indirect	1,472,819	1,882,830	2,648,020	2,565,240
52009	Federal Grant-Indirect COVID	57,452	155,926	0	0
57000	Expense Reimbursement	382	6,771	0	0
57960	Rental Of Property	335,911	363,426	0	335,490
57961	Contra Rent Revenue GASB 87	(275,441)	0	0	0
57962	Lease Revenue	278,985	0	0	0
58020	Interest Income- Leases	841	0	0	0
59302	Other Financing Sources-Leases	1,129,087	0	0	0
	SUBTOTAL REVENUES	3,000,036	2,408,953	2,648,020	2,900,730
	TOTAL	3,000,036	2,408,953	2,648,020	2,900,730

WORKFORCE INVESTMENT ACT

COMMUNITY DEVELOPMENT		ACCOUNTING UNIT			
WDB ADMIN		12318748			
Account Code	LINE ITEM RESOURCES	ACTUAL FY 21-22	ACTUAL FY 22-23	ADOPTED FY 23-24	PROPOSED FY 24-25
61000	Salaries Regular	55,409	78,642	78,340	62,750
61010	Salaries Cash Out/Separation	0	0	0	3,510
61020	Salaries Part-Time	2,358	5,574	9,090	6,690
61040	Salaries Overtime	1,621	496	0	0
61100	Retirement-Employer Normal Cost	2,086	2,282	3,340	3,660
61102	Retirement- Employer Unfunded- Miscellaneous	15,974	5,290	5,830	4,490
61110	Part-Time Retirement	88	209	350	250
61120	Medicare Insurance	844	1,094	1,180	1,010
61130	Health Insurance	8,138	11,755	12,310	13,890
61170	Retiree Health Benefits	0	0	0	590
61180	Worker Compensation Insurance	2,869	4,789	4,320	5,000
	SUBTOTAL SALARIES & BENEFITS	89,388	110,129	114,760	101,840
62010	Communications	383	510	380	0
62120	Training, Transportation, Meetings	2,200	2,063	0	0
62140	Membership, Subscription & Dues	1,815	1,815	0	0
62200	Advertising	0	2,870	0	0
62300	Contract Services-Professional	741	10,290	0	0
62400	Auditor Fee	5,588	549	0	0
62500	Rent Payments	11,275	0	13,870	5,650
62600	Parking Validation	0	539	0	0
	SUBTOTAL CONTRACTUALS	22,001	18,636	14,250	5,650
63001	Miscellaneous Operating Expenses	0	55	0	0
63300	Gas & Diesel	0	12	0	0
	SUBTOTAL COMMODITIES	0	67	0	0
65010	Rental City Equipment	0	107	0	0
65012	Accident Repair & Replacement	0	3	0	0
65040	IT Maintenance Charge	1,852	1,950	1,870	1,960
65055	Communications- Landlines	0	0	0	270
65100	Insurance Charges	3,153	5,715	4,920	6,270
65105	Benefits Overhead	128	849	750	910
65210	Delivery Charges	229	0	0	0
65400	Indirect Costs	7,674	12,378	14,080	11,550
	SUBTOTAL FIXED CHARGES	13,037	21,002	21,620	20,960
68001	POB Misc Xfer to Fund 406	1,106	4,305	3,300	3,940
	SUBTOTAL TRANSFERS	1,106	4,305	3,300	3,940
	TOTAL	125,531	154,140	153,930	132,390

WORKFORCE INVESTMENT ACT

COMMUNITY DEVELOPMENT		ACCOUNTING UNIT			
WDB YOUTH COUNCIL		12318750			
Account Code	LINE ITEM RESOURCES	ACTUAL FY 21-22	ACTUAL FY 22-23	ADOPTED FY 23-24	PROPOSED FY 24-25
61000	Salaries Regular	61,470	0	0	0
61040	Salaries Overtime	768	0	0	0
61100	Retirement-Employer Normal Cost	2,372	0	0	0
61102	Retirement- Employer Unfunded- Miscellaneous	17,111	0	0	0
61120	Medicare Insurance	891	0	0	0
61130	Health Insurance	12,951	0	0	0
61180	Worker Compensation Insurance	3,880	0	0	0
	SUBTOTAL SALARIES & BENEFITS	99,442	0	0	0
62010	Communications	468	0	0	0
62120	Training, Transportation, Meetings	598	0	0	0
62302	Contracted Vendor Personnel Services	173	0	0	0
62500	Rent Payments	18,113	0	0	0
	SUBTOTAL CONTRACTUALS	19,352	0	0	0
63001	Miscellaneous Operating Expenses	345	0	0	0
63300	Gas & Diesel	14	0	0	0
	SUBTOTAL COMMODITIES	360	0	0	0
65010	Rental City Equipment	270	0	0	0
65012	Accident Repair & Replacement	8	0	0	0
65040	IT Maintenance Charge	3,740	0	0	0
65100	Insurance Charges	4,260	0	0	0
65105	Benefits Overhead	260	0	0	0
65210	Delivery Charges	120	0	0	0
65400	Indirect Costs	7,518	0	0	0
	SUBTOTAL FIXED CHARGES	16,176	0	0	0
68001	POB Misc Xfer to Fund 406	1,279	0	0	0
	SUBTOTAL TRANSFERS	1,279	0	0	0
69135	Payment to Subagent	443,154	0	0	0
	SUBTOTAL MISCELLANEOUS	443,154	0	0	0
	TOTAL	579,762	0	0	0

WORKFORCE INVESTMENT ACT

COMMUNITY DEVELOPMENT		ACCOUNTING UNIT			
ONE STOP PROGRAM		12318751			
Account Code	LINE ITEM RESOURCES	ACTUAL FY 21-22	ACTUAL FY 22-23	ADOPTED FY 23-24	PROPOSED FY 24-25
61000	Salaries Regular	121,922	225,200	257,140	274,420
61020	Salaries Part-Time	14,498	21,469	55,240	60,470
61040	Salaries Overtime	253	262	0	0
61100	Retirement-Employer Normal Cost	4,560	7,016	16,440	19,540
61102	Retirement- Employer Unfunded- Miscellaneous	24,473	16,266	14,110	19,590
61110	Part-Time Retirement	544	730	2,080	2,270
61120	Medicare Insurance	1,943	3,422	4,510	4,820
61130	Health Insurance	14,103	30,852	54,080	71,710
61170	Retiree Health Benefits	0	0	0	2,630
61180	Worker Compensation Insurance	20,527	14,720	8,170	13,600
	SUBTOTAL SALARIES & BENEFITS	202,823	319,935	411,770	469,050
62010	Communications	644	(802)	2,740	0
62120	Training, Transportation, Meetings	0	75	0	0
62140	Membership, Subscription & Dues	1,815	1,815	1,820	0
62300	Contract Services-Professional	10,004	24,519	10,000	25,000
62302	Contracted Vendor Personnel Services	6,486	3,936	1,000	0
62500	Rent Payments	341,331	388,738	396,620	209,040
62502	Contra Rent Payment GASB 87	(557,372)	0	0	0
62600	Parking Validation	0	1,382	0	0
	SUBTOTAL CONTRACTUALS	(197,093)	419,664	412,180	234,040
63001	Miscellaneous Operating Expenses	11,275	4,776	3,480	1,000
63300	Gas & Diesel	492	37	500	500
	SUBTOTAL COMMODITIES	11,767	4,813	3,980	1,500
65010	Rental City Equipment	479	264	3,940	4,250
65012	Accident Repair & Replacement	14	7	0	0
65040	IT Maintenance Charge	19,400	17,350	13,600	14,190
65055	Communications- Landlines	0	0	0	1,980
65100	Insurance Charges	22,530	17,569	9,300	17,030
65105	Benefits Overhead	1,057	2,611	1,410	2,450
65210	Delivery Charges	500	0	0	0
65400	Indirect Costs	16,510	35,590	46,840	53,310
	SUBTOTAL FIXED CHARGES	60,490	73,391	75,090	93,210
66511	Computer Software Subscriptions	0	580	0	1,000
66800	Capital Outlay- Leases	1,129,087	0	0	0
	SUBTOTAL CAPITAL	1,129,087	580	0	1,000
67200	Principal-Leases	555,671	0	0	0
67210	Interest-Leases	1,701	0	0	0
	SUBTOTAL DEBT SERVICE	557,372	0	0	0
68001	POB Misc Xfer to Fund 406	1,795	6,988	5,360	5,880
	SUBTOTAL TRANSFERS	1,795	6,988	5,360	5,880
	TOTAL	1,766,241	825,371	908,380	804,680

WORKFORCE INVESTMENT ACT

COMMUNITY DEVELOPMENT		ACCOUNTING UNIT			
ONE STOP ADMIN		12318752			
Account Code	LINE ITEM RESOURCES	ACTUAL FY 21-22	ACTUAL FY 22-23	ADOPTED FY 23-24	PROPOSED FY 24-25
61000	Salaries Regular	31,556	57,090	51,990	53,630
61010	Salaries Cash Out/Separation	1,825	0	0	0
61020	Salaries Part-Time	0	0	0	430
61040	Salaries Overtime	258	3,118	0	0
61100	Retirement-Employer Normal Cost	2,508	5,009	4,170	4,170
61102	Retirement- Employer Unfunded- Miscellaneous	15,991	10,662	9,810	9,300
61110	Part-Time Retirement	0	0	0	20
61120	Medicare Insurance	476	801	780	810
61130	Health Insurance	6,177	20,693	16,190	15,580
61170	Retiree Health Benefits	0	0	0	510
61180	Worker Compensation Insurance	2,140	3,472	1,890	2,950
	SUBTOTAL SALARIES & BENEFITS	60,932	100,845	84,830	87,400
62010	Communications	340	0	770	0
62130	Tuition Reimbursement	0	30	0	0
62300	Contract Services-Professional	565	1,101	0	0
62302	Contracted Vendor Personnel Services	0	2,634	0	0
	SUBTOTAL CONTRACTUALS	905	3,765	770	0
63001	Miscellaneous Operating Expenses	63	484	500	0
	SUBTOTAL COMMODITIES	63	484	500	0
65040	IT Maintenance Charge	2,590	3,070	3,810	3,980
65055	Communications- Landlines	0	0	0	550
65100	Insurance Charges	2,350	4,144	2,150	3,700
65105	Benefits Overhead	180	616	330	540
65210	Delivery Charges	220	0	0	0
65400	Indirect Costs	3,843	8,800	8,810	8,530
	SUBTOTAL FIXED CHARGES	9,183	16,630	15,100	17,300
66511	Computer Software Subscriptions	0	68	0	0
	SUBTOTAL CAPITAL	0	68	0	0
68001	POB Misc Xfer to Fund 406	1,105	4,302	3,300	3,620
	SUBTOTAL TRANSFERS	1,105	4,302	3,300	3,620
	TOTAL	72,188	126,094	104,500	108,320

WORKFORCE INVESTMENT ACT

COMMUNITY DEVELOPMENT		ACCOUNTING UNIT			
ONE STOP ADULT		12318753			
Account Code	LINE ITEM RESOURCES	ACTUAL FY 21-22	ACTUAL FY 22-23	ADOPTED FY 23-24	PROPOSED FY 24-25
61000	Salaries Regular	77,809	55,078	102,790	143,670
61100	Retirement-Employer Normal Cost	3,008	1,757	9,470	15,640
61102	Retirement- Employer Unfunded- Miscellaneous	22,983	4,073	5,030	2,970
61120	Medicare Insurance	1,116	770	1,490	2,080
61130	Health Insurance	14,844	16,464	30,180	51,470
61170	Retiree Health Benefits	0	0	0	1,410
61180	Worker Compensation Insurance	6,570	3,365	4,660	3,040
	SUBTOTAL SALARIES & BENEFITS	126,329	81,506	153,620	220,280
62010	Communications	0	0	1,720	0
62500	Rent Payments	8,638	11,809	10,410	4,130
	SUBTOTAL CONTRACTUALS	8,638	11,809	12,130	4,130
63300	Gas & Diesel	36	21	0	0
	SUBTOTAL COMMODITIES	36	21	0	0
65010	Rental City Equipment	400	198	0	0
65012	Accident Repair & Replacement	11	5	0	0
65040	IT Maintenance Charge	7,770	6,100	8,530	8,910
65055	Communications- Landlines	0	0	0	1,240
65100	Insurance Charges	7,210	4,016	5,310	3,800
65105	Benefits Overhead	250	597	810	550
65210	Delivery Charges	550	0	0	0
65400	Indirect Costs	9,379	8,081	21,730	18,500
	SUBTOTAL FIXED CHARGES	25,570	18,998	36,380	33,000
68001	POB Misc Xfer to Fund 406	1,779	6,928	5,310	5,830
	SUBTOTAL TRANSFERS	1,779	6,928	5,310	5,830
69138	Payment-Training Portion	45,140	136,199	59,800	25,960
69143	Transportation Pass for Partic	534	352	0	0
69144	Client Support Services	0	476	0	0
69145	Client Assessment	0	308	0	0
	SUBTOTAL MISCELLANEOUS	45,674	137,335	59,800	25,960
	TOTAL	208,026	256,597	267,240	289,200

WORKFORCE INVESTMENT ACT

COMMUNITY DEVELOPMENT		ACCOUNTING UNIT			
ONE STOP DISLOCATED WRKR		12318754			
Account Code	LINE ITEM RESOURCES	ACTUAL FY 21-22	ACTUAL FY 22-23	ADOPTED FY 23-24	PROPOSED FY 24-25
61000	Salaries Regular	77,696	76,369	38,320	77,590
61010	Salaries Cash Out/Separation	0	0	0	4,490
61100	Retirement-Employer Normal Cost	3,011	2,188	1,550	5,390
61102	Retirement- Employer Unfunded- Miscellaneous	10,340	6,122	5,990	8,470
61120	Medicare Insurance	1,104	1,058	490	1,110
61130	Health Insurance	14,784	8,395	4,660	17,490
61170	Retiree Health Benefits	0	0	0	730
61180	Worker Compensation Insurance	1,230	4,340	5,360	2,720
	SUBTOTAL SALARIES & BENEFITS	108,165	98,472	56,370	117,990
62010	Communications	0	0	460	0
62500	Rent Payments	10,181	8,994	6,300	11,750
	SUBTOTAL CONTRACTUALS	10,181	8,994	6,760	11,750
65040	IT Maintenance Charge	1,440	2,790	2,280	0
65100	Insurance Charges	1,350	5,180	6,100	3,410
65105	Benefits Overhead	80	770	930	490
65210	Delivery Charges	200	0	0	0
65400	Indirect Costs	9,386	11,095	5,790	7,900
	SUBTOTAL FIXED CHARGES	12,456	19,834	15,100	11,800
68001	POB Misc Xfer to Fund 406	612	2,383	4,740	4,880
	SUBTOTAL TRANSFERS	612	2,383	4,740	4,880
69138	Payment-Training Portion	51,434	119,005	5,990	10,000
69143	Transportation Pass for Partic	0	201	0	0
69144	Client Support Services	500	498	0	0
69145	Client Assessment	0	242	0	0
	SUBTOTAL MISCELLANEOUS	51,934	119,946	5,990	10,000
	TOTAL	183,347	249,629	88,960	156,420

WORKFORCE INVESTMENT ACT

COMMUNITY DEVELOPMENT		ACCOUNTING UNIT			
ONE STOP YOUTH (YSPN)		12318755			
Account Code	LINE ITEM RESOURCES	ACTUAL FY 21-22	ACTUAL FY 22-23	ADOPTED FY 23-24	PROPOSED FY 24-25
61000	Salaries Regular	92,915	0	0	0
61020	Salaries Part-Time	7,427	0	0	0
61100	Retirement-Employer Normal Cost	3,605	0	0	0
61102	Retirement- Employer Unfunded- Miscellaneous	17,626	0	0	0
61110	Part-Time Retirement	279	0	0	0
61120	Medicare Insurance	1,426	0	0	0
61130	Health Insurance	19,991	0	0	0
61180	Worker Compensation Insurance	2,740	0	0	0
	SUBTOTAL SALARIES & BENEFITS	146,009	0	0	0
62010	Communications	935	0	0	0
62500	Rent Payments	14,110	0	0	0
	SUBTOTAL CONTRACTUALS	15,045	0	0	0
63300	Gas & Diesel	2	0	0	0
	SUBTOTAL COMMODITIES	2	0	0	0
65010	Rental City Equipment	65	0	0	0
65012	Accident Repair & Replacement	2	0	0	0
65040	IT Maintenance Charge	2,880	0	0	0
65100	Insurance Charges	3,010	0	0	0
65105	Benefits Overhead	160	0	0	0
65210	Delivery Charges	440	0	0	0
65400	Indirect Costs	12,121	0	0	0
	SUBTOTAL FIXED CHARGES	18,678	0	0	0
68001	POB Misc Xfer to Fund 406	1,298	0	0	0
	SUBTOTAL TRANSFERS	1,298	0	0	0
	TOTAL	181,032	0	0	0

WORKFORCE INVESTMENT ACT

COMMUNITY DEVELOPMENT		ACCOUNTING UNIT			
ONE STOP RAPID RESPONSE		12318756			
Account Code	LINE ITEM RESOURCES	ACTUAL FY 21-22	ACTUAL FY 22-23	ADOPTED FY 23-24	PROPOSED FY 24-25
61000	Salaries Regular	98,540	153,865	133,770	132,820
61040	Salaries Overtime	0	95	0	0
61100	Retirement-Employer Normal Cost	3,816	4,989	6,060	6,380
61102	Retirement- Employer Unfunded- Miscellaneous	15,793	11,567	10,210	11,060
61120	Medicare Insurance	1,393	2,162	1,920	1,910
61130	Health Insurance	23,039	32,615	30,640	35,220
61170	Retiree Health Benefits	0	0	0	1,230
61180	Worker Compensation Insurance	7,980	9,428	5,900	7,310
	SUBTOTAL SALARIES & BENEFITS	150,561	214,720	188,500	195,930
62010	Communications	553	510	2,210	0
62120	Training, Transportation, Meetings	0	150	1,000	0
62200	Advertising	0	0	1,000	0
62300	Contract Services-Professional	13,868	24,384	680	0
62500	Rent Payments	9,763	24,138	20,240	18,690
	SUBTOTAL CONTRACTUALS	24,183	49,182	25,130	18,690
63001	Miscellaneous Operating Expenses	50	1,260	0	0
63300	Gas & Diesel	2	13	0	0
	SUBTOTAL COMMODITIES	53	1,273	0	0
65010	Rental City Equipment	35	160	0	0
65012	Accident Repair & Replacement	1	4	0	0
65040	IT Maintenance Charge	8,060	6,860	10,980	11,460
65055	Communications- Landlines	0	0	0	1,600
65100	Insurance Charges	8,760	11,253	6,720	9,160
65105	Benefits Overhead	540	1,673	1,020	1,330
65210	Delivery Charges	610	0	0	0
65400	Indirect Costs	11,904	22,641	22,670	21,140
	SUBTOTAL FIXED CHARGES	29,910	42,590	41,390	44,690
68001	POB Misc Xfer to Fund 406	1,222	4,757	3,650	4,000
	SUBTOTAL TRANSFERS	1,222	4,757	3,650	4,000
	TOTAL	205,928	312,523	258,670	263,310

WORKFORCE INVESTMENT ACT

COMMUNITY DEVELOPMENT		ACCOUNTING UNIT			
WDB PROGRAM		12318757			
Account Code	LINE ITEM RESOURCES	ACTUAL FY 21-22	ACTUAL FY 22-23	ADOPTED FY 23-24	PROPOSED FY 24-25
61000	Salaries Regular	33,367	59,236	31,390	30,460
61020	Salaries Part-Time	3,862	5,734	5,680	5,960
61100	Retirement-Employer Normal Cost	1,302	1,927	1,420	1,280
61102	Retirement- Employer Unfunded- Miscellaneous	7,120	4,468	2,820	3,910
61110	Part-Time Retirement	145	215	210	220
61120	Medicare Insurance	545	937	530	520
61130	Health Insurance	5,101	8,864	5,070	4,980
61170	Retiree Health Benefits	0	0	0	280
61180	Worker Compensation Insurance	3,270	3,972	2,230	1,680
	SUBTOTAL SALARIES & BENEFITS	54,711	85,354	49,350	49,290
62010	Communications	0	0	240	0
62120	Training, Transportation, Meetings	0	408	0	0
62500	Rent Payments	7,858	12,782	11,630	12,060
	SUBTOTAL CONTRACTUALS	7,858	13,190	11,870	12,060
63001	Miscellaneous Operating Expenses	16	30	0	0
	SUBTOTAL COMMODITIES	16	30	0	0
65040	IT Maintenance Charge	2,880	1,950	1,200	1,250
65055	Communications- Landlines	0	0	0	170
65100	Insurance Charges	3,590	4,741	2,540	2,100
65105	Benefits Overhead	200	705	390	300
65210	Delivery Charges	140	0	0	0
65400	Indirect Costs	4,497	9,694	6,280	4,850
	SUBTOTAL FIXED CHARGES	11,307	17,089	10,410	8,670
68001	POB Misc Xfer to Fund 406	585	2,280	1,750	1,920
	SUBTOTAL TRANSFERS	585	2,280	1,750	1,920
	TOTAL	74,478	117,942	73,380	71,940

**ORANGE COUNTY SSA GRANTS
DEPARTMENT RESOURCE SUMMARY**

COMMUNITY DEVELOPMENT

ACTIVITIES		ACTUAL FY 21-22	ACTUAL FY 22-23	ADOPTED FY 23-24	PROPOSED FY 24-25
REVENUES					
52001	Federal Grant-Indirect	651,141	624,395	838,970	838,960
52009	Federal Grant-Indirect COVID	0	1,200,000	0	0
52030	OC Grants	500,000	0	0	0
58000	Earning On Investments	(262)	71	0	0
58011	Interest Earned on Advanced Received- 2.8M	305	979	0	0
	TOTAL REVENUES	1,151,184	1,825,444	838,970	838,960
EXPENDITURES					
12418737	SSA VT WEX	624,147	614,896	838,970	838,960
12418750	OC WIOA	20,697	9,517	0	0
12418810	OUTDOOR SAFE DINE PROGRAM	500,000	0	0	0
12418811	ARPA-OC-DOWNTOWN BUS INTERRUPT	0	1,200,000	0	0
	TOTAL EXPENDITURES	1,144,844	1,824,413	838,970	838,960
OPERATING EXPENSES		ACTUAL FY 21-22	ACTUAL FY 22-23	ADOPTED FY 23-24	PROPOSED FY 24-25
61000	SALARIES & BENEFITS	362,656	350,515	462,420	483,120
62000	CONTRACTUALS	522,635	23,813	72,600	47,320
63000	COMMODITIES	203	296	850	850
65000	FIXED CHARGES	46,096	55,295	55,840	59,620
68000	TRANSFERS	2,768	10,655	8,170	8,960
69000	MISCELLANEOUS	210,486	1,383,839	239,090	239,090
	TOTAL	1,144,844	1,824,413	838,970	838,960

ORANGE COUNTY SSA GRANTS

COMMUNITY DEVELOPMENT		ACCOUNTING UNIT			
OUTDOOR SAFE DINE PROGRAM		12418810			
Account Code	LINE ITEM RESOURCES	ACTUAL FY 21-22	ACTUAL FY 22-23	ADOPTED FY 23-24	PROPOSED FY 24-25
62300	Contract Services-Professional	500,000	0	0	0
	SUBTOTAL CONTRACTUALS	500,000	0	0	0
	TOTAL	500,000	0	0	0

ORANGE COUNTY SSA GRANTS

COMMUNITY DEVELOPMENT		ACCOUNTING UNIT			
ARPA-OC-DOWNTOWN BUS INTERRUPT		12418811			
Account Code	LINE ITEM RESOURCES	ACTUAL FY 21-22	ACTUAL FY 22-23	ADOPTED FY 23-24	PROPOSED FY 24-25
61000	Salaries Regular	0	9,705	0	0
61020	Salaries Part-Time	0	546	0	0
61100	Retirement-Employer Normal Cost	0	630	0	0
61102	Retirement- Employer Unfunded- Miscellaneous	0	2,608	0	0
61110	Part-Time Retirement	0	20	0	0
61120	Medicare Insurance	0	138	0	0
61130	Health Insurance	0	3,443	0	0
61180	Worker Compensation Insurance	0	624	0	0
	SUBTOTAL SALARIES & BENEFITS	0	17,714	0	0
63001	Miscellaneous Operating Expenses	0	0	0	0
	SUBTOTAL COMMODITIES	0	0	0	0
65100	Insurance Charges	0	745	0	0
65105	Benefits Overhead	0	111	0	0
65400	Indirect Costs	0	1,520	0	0
	SUBTOTAL FIXED CHARGES	0	2,376	0	0
69152	Loans & Grants	0	1,179,910	0	0
	SUBTOTAL MISCELLANEOUS	0	1,179,910	0	0
	TOTAL	0	1,200,000	0	0

ORANGE COUNTY SSA GRANTS

COMMUNITY DEVELOPMENT		ACCOUNTING UNIT			
OC GRANT REVENUE		12418002			
Account Code	LINE ITEM RESOURCES	ACTUAL FY 21-22	ACTUAL FY 22-23	ADOPTED FY 23-24	PROPOSED FY 24-25
52001	Federal Grant-Indirect	651,141	624,395	838,970	838,960
52009	Federal Grant-Indirect COVID	0	1,200,000	0	0
52030	OC Grants	500,000	0	0	0
58000	Earning On Investments	(262)	71	0	0
58011	Interest Earned on Advanced Received- 2.8M	305	979	0	0
	SUBTOTAL REVENUES	1,151,184	1,825,444	838,970	838,960
	TOTAL	1,151,184	1,825,444	838,970	838,960

ORANGE COUNTY SSA GRANTS

COMMUNITY DEVELOPMENT		ACCOUNTING UNIT			
SSA VT WEX		12418737			
Account Code	LINE ITEM RESOURCES	ACTUAL FY 21-22	ACTUAL FY 22-23	ADOPTED FY 23-24	PROPOSED FY 24-25
61000	Salaries Regular	166,995	172,418	180,730	197,570
61020	Salaries Part-Time	982	1,968	1,140	1,190
61030	Salaries Participant	58,143	76,972	206,640	206,640
61040	Salaries Overtime	143	9	0	0
61100	Retirement-Employer Normal Cost	6,000	5,486	8,320	8,480
61102	Retirement- Employer Unfunded- Miscellaneous	36,984	12,706	10,780	14,830
61110	Part-Time Retirement	2,217	2,960	7,790	7,800
61120	Medicare Insurance	3,173	3,608	5,620	5,860
61130	Health Insurance	31,936	28,385	31,340	29,320
61170	Retiree Health Benefits	0	0	0	1,820
61180	Worker Compensation Insurance	36,852	19,980	10,060	9,610
	SUBTOTAL SALARIES & BENEFITS	343,424	324,492	462,420	483,120
62010	Communications	935	1,020	2,390	0
62300	Contract Services-Professional	0	0	47,310	24,420
62500	Rent Payments	21,700	22,793	22,900	22,900
	SUBTOTAL CONTRACTUALS	22,635	23,813	72,600	47,320
63001	Miscellaneous Operating Expenses	202	263	700	700
63300	Gas & Diesel	0	33	150	150
	SUBTOTAL COMMODITIES	202	296	850	850
65010	Rental City Equipment	1	267	0	0
65012	Accident Repair & Replacement	0	7	0	0
65040	IT Maintenance Charge	11,860	11,490	11,830	12,470
65055	Communications- Landlines	0	0	0	1,740
65100	Insurance Charges	11,060	12,731	11,460	12,040
65105	Benefits Overhead	596	1,892	1,740	1,730
65210	Delivery Charges	850	0	0	0
65400	Indirect Costs	20,296	25,324	30,810	31,640
	SUBTOTAL FIXED CHARGES	44,663	51,711	55,840	59,620
68001	POB Misc Xfer to Fund 406	2,736	10,655	8,170	8,960
	SUBTOTAL TRANSFERS	2,736	10,655	8,170	8,960
69138	Payment-Training Portion	210,486	203,929	239,090	239,090
	SUBTOTAL MISCELLANEOUS	210,486	203,929	239,090	239,090
	TOTAL	624,147	614,896	838,970	838,960

ORANGE COUNTY SSA GRANTS

COMMUNITY DEVELOPMENT		ACCOUNTING UNIT			
OC WIOA		12418750			
Account Code	LINE ITEM RESOURCES	ACTUAL FY 21-22	ACTUAL FY 22-23	ADOPTED FY 23-24	PROPOSED FY 24-25
61000	Salaries Regular	14,330	6,519	0	0
61100	Retirement-Employer Normal Cost	559	211	0	0
61102	Retirement- Employer Unfunded- Miscellaneous	2,087	201	0	0
61120	Medicare Insurance	224	92	0	0
61130	Health Insurance	2,032	881	0	0
61180	Worker Compensation Insurance	0	406	0	0
	SUBTOTAL SALARIES & BENEFITS	19,231	8,309	0	0
63001	Miscellaneous Operating Expenses	1	0	0	0
	SUBTOTAL COMMODITIES	1	0	0	0
65100	Insurance Charges	0	484	0	0
65105	Benefits Overhead	0	72	0	0
65400	Indirect Costs	1,433	652	0	0
	SUBTOTAL FIXED CHARGES	1,433	1,208	0	0
68001	POB Misc Xfer to Fund 406	32	0	0	0
	SUBTOTAL TRANSFERS	32	0	0	0
	TOTAL	20,697	9,517	0	0

**HOME PROGRAM FEDERAL GRANT
DEPARTMENT RESOURCE SUMMARY**

COMMUNITY DEVELOPMENT

ACTIVITIES		ACTUAL FY 21-22	ACTUAL FY 22-23	ADOPTED FY 23-24	PROPOSED FY 24-25
REVENUES					
52000	Federal Grant-Direct	2,102,627	2,354,434	1,605,660	1,605,670
56900	Principal Repayment	806,513	408,779	218,330	237,780
56901	Interest Repayments	399,733	180,854	150,190	167,790
57990	Miscellaneous Income	280	0	200	300
58000	Earning On Investments	10,855	19,622	5,660	6,750
	TOTAL REVENUES	3,320,008	2,963,690	1,980,040	2,018,290
EXPENDITURES					
13018780	FEDERAL GRANT - HOME PROGRAM	2,132,926	3,109,689	1,605,670	1,598,670
	TOTAL EXPENDITURES	2,132,926	3,109,689	1,605,670	1,598,670
OPERATING EXPENSES		ACTUAL FY 21-22	ACTUAL FY 22-23	ADOPTED FY 23-24	PROPOSED FY 24-25
61000	SALARIES & BENEFITS	234,348	284,705	235,440	264,160
62000	CONTRACTUALS	40,502	43,024	74,430	73,150
63000	COMMODITIES	3,421	2,703	2,350	1,000
65000	FIXED CHARGES	48,486	62,577	56,140	63,340
66000	CAPITAL	0	335	0	0
68000	TRANSFERS	2,467	9,604	7,370	8,080
69000	MISCELLANEOUS	1,803,704	2,706,740	1,229,940	1,188,940
	TOTAL	2,132,926	3,109,689	1,605,670	1,598,670

HOME PROGRAM FEDERAL GRANT

COMMUNITY DEVELOPMENT		ACCOUNTING UNIT			
FEDERAL GRANT - HOME PROGRAM		13018002			
Account Code	LINE ITEM RESOURCES	ACTUAL FY 21-22	ACTUAL FY 22-23	ADOPTED FY 23-24	PROPOSED FY 24-25
52000	Federal Grant-Direct	2,102,627	2,354,434	1,605,660	1,605,670
56900	Principal Repayment	806,513	408,779	218,330	237,780
56901	Interest Repayments	399,733	180,854	150,190	167,790
57990	Miscellaneous Income	280	0	200	300
58000	Earning On Investments	10,855	19,622	5,660	6,750
	SUBTOTAL REVENUES	3,320,008	2,963,690	1,980,040	2,018,290
	TOTAL	3,320,008	2,963,690	1,980,040	2,018,290

HOME PROGRAM FEDERAL GRANT

COMMUNITY DEVELOPMENT		ACCOUNTING UNIT			
FEDERAL GRANT - HOME PROGRAM		13018780			
Account Code	LINE ITEM RESOURCES	ACTUAL FY 21-22	ACTUAL FY 22-23	ADOPTED FY 23-24	PROPOSED FY 24-25
61000	Salaries Regular	152,313	193,421	160,410	179,930
61040	Salaries Overtime	437	4,675	500	0
61100	Retirement-Employer Normal Cost	11,073	12,316	13,140	18,000
61102	Retirement- Employer Unfunded- Miscellaneous	32,353	28,554	23,450	26,160
61120	Medicare Insurance	2,194	2,824	2,320	2,620
61130	Health Insurance	24,828	31,156	26,240	25,030
61170	Retiree Health Benefits	0	0	90	1,760
61180	Worker Compensation Insurance	11,150	11,758	9,290	10,660
	SUBTOTAL SALARIES & BENEFITS	234,348	284,705	235,440	264,160
62010	Communications	1,306	1,148	1,950	0
62012	Cellular Phone Charges	0	0	500	0
62120	Training, Transportation, Meetings	3,239	521	5,080	5,000
62130	Tuition Reimbursement	213	306	0	1,500
62140	Membership, Subscription & Dues	129	1,098	1,600	1,600
62200	Advertising	424	0	5,500	5,500
62300	Contract Services-Professional	35,131	31,574	56,100	56,100
62302	Contracted Vendor Personnel Services	0	117	2,900	2,900
62400	Auditor Fee	61	8,260	550	550
62600	Parking Validation	0	0	150	0
62700	Auto Expense	0	0	100	0
	SUBTOTAL CONTRACTUALS	40,502	43,024	74,430	73,150
63001	Miscellaneous Operating Expenses	3,421	2,703	2,350	1,000
	SUBTOTAL COMMODITIES	3,421	2,703	2,350	1,000
65000	Building Rental	5,780	7,030	7,030	7,910
65010	Rental City Equipment	0	0	70	80
65040	IT Maintenance Charge	11,230	10,320	9,670	10,090
65055	Communications- Landlines	0	0	0	1,410
65100	Insurance Charges	12,240	14,034	10,520	13,360
65105	Benefits Overhead	490	2,086	1,610	1,920
65210	Delivery Charges	310	0	0	0
65400	Indirect Costs	18,436	29,107	27,240	28,570
	SUBTOTAL FIXED CHARGES	48,486	62,577	56,140	63,340
66511	Computer Software Subscriptions	0	335	0	0
	SUBTOTAL CAPITAL	0	335	0	0
68001	POB Misc Xfer to Fund 406	2,467	9,604	7,370	8,080
	SUBTOTAL TRANSFERS	2,467	9,604	7,370	8,080
69011	Reserve Appropriation	0	0	1,229,940	1,188,940
69151	Resident Rehabilitation Loan	369	0	0	0
69152	Loans & Grants	1,803,335	2,706,740	0	0
	SUBTOTAL MISCELLANEOUS	1,803,704	2,706,740	1,229,940	1,188,940
	TOTAL	2,132,926	3,109,689	1,605,670	1,598,670

**HOUSING AUTHORITY-ISSUER FEE
DEPARTMENT RESOURCE SUMMARY**

COMMUNITY DEVELOPMENT

ACTIVITIES		ACTUAL FY 21-22	ACTUAL FY 22-23	ADOPTED FY 23-24	PROPOSED FY 24-25
REVENUES					
57893	Issuer Fees/Settlement	54,018	52,881	48,330	52,880
58000	Earning On Investments	20,637	26,471	35,000	23,560
	TOTAL REVENUES	74,655	79,352	83,330	76,440
EXPENDITURES					
13318780	HOUSING AUTHORITY-ISSUER FEE	68,510	177,863	161,960	1,026,400
	TOTAL EXPENDITURES	68,510	177,863	161,960	1,026,400
OPERATING EXPENSES		ACTUAL FY 21-22	ACTUAL FY 22-23	ADOPTED FY 23-24	PROPOSED FY 24-25
61000	SALARIES & BENEFITS	55,812	141,425	134,300	312,290
62000	CONTRACTUALS	1,208	2,026	1,490	663,520
63000	COMMODITIES	350	1,140	1,000	8,000
65000	FIXED CHARGES	10,805	31,897	24,160	41,490
66000	CAPITAL	0	68	0	0
68000	TRANSFERS	336	1,307	1,010	1,100
	TOTAL	68,510	177,863	161,960	1,026,400

HOUSING AUTHORITY-ISSUER FEE

COMMUNITY DEVELOPMENT		ACCOUNTING UNIT			
HOUSING AUTHORITY-ISSUER FEE		13318002			
Account Code	LINE ITEM RESOURCES	ACTUAL FY 21-22	ACTUAL FY 22-23	ADOPTED FY 23-24	PROPOSED FY 24-25
57893	Issuer Fees/Settlement	54,018	52,881	48,330	52,880
58000	Earning On Investments	20,637	26,471	35,000	23,560
	SUBTOTAL REVENUES	74,655	79,352	83,330	76,440
	TOTAL	74,655	79,352	83,330	76,440

HOUSING AUTHORITY-ISSUER FEE

COMMUNITY DEVELOPMENT		ACCOUNTING UNIT			
HOUSING AUTHORITY-ISSUER FEE		13318780			
Account Code	LINE ITEM RESOURCES	ACTUAL FY 21-22	ACTUAL FY 22-23	ADOPTED FY 23-24	PROPOSED FY 24-25
61000	Salaries Regular	39,493	103,132	102,940	241,560
61010	Salaries Cash Out/Separation	0	8,125	0	5,840
61020	Salaries Part-Time	0	0	0	25,000
61040	Salaries Overtime	150	0	0	0
61100	Retirement-Employer Normal Cost	1,323	3,135	4,660	6,390
61102	Retirement- Employer Unfunded- Miscellaneous	6,593	7,268	7,820	8,480
61120	Medicare Insurance	573	1,468	1,400	1,750
61130	Health Insurance	4,574	10,477	14,400	16,430
61170	Retiree Health Benefits	1,177	1,462	720	1,160
61180	Worker Compensation Insurance	1,930	6,358	2,360	5,680
	SUBTOTAL SALARIES & BENEFITS	55,812	141,425	134,300	312,290
62010	Communications	475	510	770	310
62012	Cellular Phone Charges	0	354	0	690
62120	Training, Transportation, Meetings	140	44	0	10,000
62130	Tuition Reimbursement	0	0	0	1,500
62131	SAMA Wellness and Fitness Program Reimbursements	0	0	0	300
62140	Membership, Subscription & Dues	0	125	0	0
62300	Contract Services-Professional	593	993	720	650,720
	SUBTOTAL CONTRACTUALS	1,208	2,026	1,490	663,520
63001	Miscellaneous Operating Expenses	350	1,140	1,000	8,000
	SUBTOTAL COMMODITIES	350	1,140	1,000	8,000
65000	Building Rental	2,590	3,150	3,150	3,540
65040	IT Maintenance Charge	1,730	2,340	3,810	5,940
65055	Communications- Landlines	0	0	0	830
65100	Insurance Charges	2,120	7,588	2,690	7,120
65105	Benefits Overhead	110	1,128	410	1,030
65210	Delivery Charges	100	0	0	0
65400	Indirect Costs	4,155	17,691	14,100	23,030
	SUBTOTAL FIXED CHARGES	10,805	31,897	24,160	41,490
66511	Computer Software Subscriptions	0	68	0	0
	SUBTOTAL CAPITAL	0	68	0	0
68001	POB Misc Xfer to Fund 406	336	1,307	1,010	1,100
	SUBTOTAL TRANSFERS	336	1,307	1,010	1,100
	TOTAL	68,510	177,863	161,960	1,026,400

**COMMUNITY DEV BLOCK GRANT
DEPARTMENT RESOURCE SUMMARY**

COMMUNITY DEVELOPMENT

ACTIVITIES		ACTUAL FY 21-22	ACTUAL FY 22-23	ADOPTED FY 23-24	PROPOSED FY 24-25
REVENUES					
52000	Federal Grant-Direct	4,665,274	8,304,748	5,255,310	5,255,310
52008	Federal Grant-Direct COVID	1,275,103	396,028	97,170	164,510
52010	Federal Grant-Direct COVID ESG-CV	6,025,195	2,858,609	19,900	0
53307	Youth Field Usage Fee	16,056	13,018	10,160	10,000
53316	Leisure Classes	0	1,374	220	1,000
56900	Principal Repayment	431,115	13,507	25,000	25,000
56901	Interest Repayments	34,351	1,663	15,000	5,000
57960	Rental Of Property	145,200	145,200	145,200	145,200
57961	Contra Rent Revenue GASB 87	(145,200)	0	0	0
57962	Lease Revenue	147,051	0	0	0
57990	Miscellaneous Income	0	0	280	0
58020	Interest Income- Leases	23,995	0	0	0
	TOTAL REVENUES	12,618,140	11,734,148	5,568,240	5,606,020
EXPENDITURES					
13518780	COMMUNITY DEVELOPMENT ADMINISTRATION	844,050	848,843	961,620	842,670
13518782	COMMUNITY DEVELOPMENT-HOUSING	504,126	1,670,037	800,000	500,000
13518783	CDBG PROGRAMS	3,615,983	5,366,634	3,046,450	3,996,210
13518785	HUD-EMERGENCY SOLUTIONS GRANT	508,071	480,379	447,250	447,250
13518788	CDBG-CV	716,437	417,418	97,170	150,510
13518789	ESG-CV	6,517,376	2,172,642	19,900	0
	TOTAL EXPENDITURES	12,706,041	10,955,953	5,372,390	5,936,640
OPERATING EXPENSES		ACTUAL FY 21-22	ACTUAL FY 22-23	ADOPTED FY 23-24	PROPOSED FY 24-25
61000	SALARIES & BENEFITS	1,809,565	1,452,927	1,377,230	1,443,800
62000	CONTRACTUALS	499,178	242,699	156,030	1,609,330
63000	COMMODITIES	21,537	33,394	3,030	0
65000	FIXED CHARGES	246,652	300,301	282,680	293,600
66000	CAPITAL	2,148,173	3,907,243	1,425,240	750,000
67000	DEBT SERVICE	762,192	785,058	0	0
68000	TRANSFERS	27,653	95,091	72,930	79,990
69000	MISCELLANEOUS	7,191,091	4,139,241	2,055,250	1,759,920
	TOTAL	12,706,041	10,955,953	5,372,390	5,936,640

COMMUNITY DEV BLOCK GRANT

COMMUNITY DEVELOPMENT		ACCOUNTING UNIT			
CDBG-CV		13518788			
Account Code	LINE ITEM RESOURCES	ACTUAL FY 21-22	ACTUAL FY 22-23	ADOPTED FY 23-24	PROPOSED FY 24-25
61000	Salaries Regular	157,455	51,290	29,710	78,330
61010	Salaries Cash Out/Separation	163	0	0	0
61020	Salaries Part-Time	54,015	27,981	0	0
61040	Salaries Overtime	922	326	0	250
61100	Retirement-Employer Normal Cost	8,882	2,358	2,710	5,010
61102	Retirement- Employer Unfunded- Miscellaneous	92,062	5,466	4,510	1,810
61110	Part-Time Retirement	1,916	1,038	0	0
61120	Medicare Insurance	3,071	1,163	430	1,130
61130	Health Insurance	24,669	9,918	3,670	16,750
61170	Retiree Health Benefits	0	0	170	740
61180	Worker Compensation Insurance	0	4,870	12,660	4,370
	SUBTOTAL SALARIES & BENEFITS	343,154	104,409	53,860	108,390
62010	Communications	383	0	230	0
62130	Tuition Reimbursement	494	285	0	0
62140	Membership, Subscription & Dues	2	0	0	0
62300	Contract Services-Professional	11,479	242	0	0
62400	Auditor Fee	1,345	133	0	0
62500	Rent Payments	8,820	0	0	0
	SUBTOTAL CONTRACTUALS	22,523	660	230	0
63001	Miscellaneous Operating Expenses	11,081	30,597	0	0
	SUBTOTAL COMMODITIES	11,081	30,597	0	0
65040	IT Maintenance Charge	0	15,670	1,140	1,190
65055	Communications- Landlines	0	0	0	170
65100	Insurance Charges	0	5,977	14,420	5,470
65105	Benefits Overhead	0	870	2,190	790
65400	Indirect Costs	25,657	11,876	5,000	12,200
	SUBTOTAL FIXED CHARGES	25,657	34,392	22,750	19,820
68001	POB Misc Xfer to Fund 406	6,809	26,513	20,330	22,300
	SUBTOTAL TRANSFERS	6,809	26,513	20,330	22,300
69135	Payment to Subagent	222,608	148,347	0	0
69152	Loans & Grants	84,606	72,500	0	0
	SUBTOTAL MISCELLANEOUS	307,213	220,847	0	0
	TOTAL	716,437	417,418	97,170	150,510

COMMUNITY DEV BLOCK GRANT

COMMUNITY DEVELOPMENT		ACCOUNTING UNIT			
ESG-CV		13518789			
Account Code	LINE ITEM RESOURCES	ACTUAL FY 21-22	ACTUAL FY 22-23	ADOPTED FY 23-24	PROPOSED FY 24-25
61000	Salaries Regular	43,121	30,399	8,520	0
61010	Salaries Cash Out/Separation	140	0	0	0
61020	Salaries Part-Time	12,312	3,284	0	0
61040	Salaries Overtime	31	0	0	0
61100	Retirement-Employer Normal Cost	3,547	2,695	1,070	0
61102	Retirement- Employer Unfunded- Miscellaneous	41,357	6,248	0	0
61110	Part-Time Retirement	462	123	0	0
61120	Medicare Insurance	937	530	120	0
61130	Health Insurance	8,334	5,458	640	0
61170	Retiree Health Benefits	0	0	90	0
61180	Worker Compensation Insurance	0	2,115	3,320	0
	SUBTOTAL SALARIES & BENEFITS	110,241	50,853	13,760	0
62000	Utilities	18,577	119,724	0	0
62010	Communications	1,086	0	60	0
62130	Tuition Reimbursement	55	148	0	0
62300	Contract Services-Professional	273,856	9,831	0	0
62302	Contracted Vendor Personnel Services	53,948	0	0	0
62400	Auditor Fee	6,236	1,210	0	0
	SUBTOTAL CONTRACTUALS	353,758	130,913	60	0
63001	Miscellaneous Operating Expenses	766	188	0	0
	SUBTOTAL COMMODITIES	766	188	0	0
65040	IT Maintenance Charge	0	2,790	280	0
65100	Insurance Charges	0	2,507	3,780	0
65105	Benefits Overhead	0	378	580	0
65400	Indirect Costs	6,700	5,025	1,440	0
	SUBTOTAL FIXED CHARGES	6,700	10,700	6,080	0
67200	Principal-Leases	430,006	453,268	0	0
67210	Interest-Leases	332,185	331,789	0	0
	SUBTOTAL DEBT SERVICE	762,192	785,058	0	0
68001	POB Misc Xfer to Fund 406	3,232	0	0	0
	SUBTOTAL TRANSFERS	3,232	0	0	0
69135	Payment to Subagent	5,280,487	1,194,931	0	0
	SUBTOTAL MISCELLANEOUS	5,280,487	1,194,931	0	0
	TOTAL	6,517,376	2,172,642	19,900	0

COMMUNITY DEV BLOCK GRANT

COMMUNITY DEVELOPMENT		ACCOUNTING UNIT			
COMMUNITY DEVELOPMENT ADMINISTRATION		13518002			
Account Code	LINE ITEM RESOURCES	ACTUAL FY 21-22	ACTUAL FY 22-23	ADOPTED FY 23-24	PROPOSED FY 24-25
52000	Federal Grant-Direct	4,665,274	8,304,748	5,255,310	5,255,310
52008	Federal Grant-Direct COVID	1,275,103	396,028	97,170	164,510
52010	Federal Grant-Direct COVID ESG-CV	6,025,195	2,858,609	19,900	0
53307	Youth Field Usage Fee	16,056	13,018	10,160	10,000
53316	Leisure Classes	0	1,374	220	1,000
56900	Principal Repayment	431,115	13,507	25,000	25,000
56901	Interest Repayments	34,351	1,663	15,000	5,000
57960	Rental Of Property	145,200	145,200	145,200	145,200
57961	Contra Rent Revenue GASB 87	(145,200)	0	0	0
57962	Lease Revenue	147,051	0	0	0
57990	Miscellaneous Income	0	0	280	0
58020	Interest Income- Leases	23,995	0	0	0
	SUBTOTAL REVENUES	12,618,140	11,734,148	5,568,240	5,606,020
	TOTAL	12,618,140	11,734,148	5,568,240	5,606,020

COMMUNITY DEV BLOCK GRANT

COMMUNITY DEVELOPMENT		ACCOUNTING UNIT			
COMMUNITY DEVELOPMENT ADMINISTRATION		13518780			
Account Code	LINE ITEM RESOURCES	ACTUAL FY 21-22	ACTUAL FY 22-23	ADOPTED FY 23-24	PROPOSED FY 24-25
61000	Salaries Regular	317,818	366,811	425,900	374,630
61010	Salaries Cash Out/Separation	326	0	0	0
61020	Salaries Part-Time	4,184	0	0	15,570
61040	Salaries Overtime	8,518	10,834	6,000	0
61100	Retirement-Employer Normal Cost	14,750	16,120	23,300	35,380
61102	Retirement- Employer Unfunded- Miscellaneous	86,328	37,915	32,290	35,620
61110	Part-Time Retirement	157	0	0	580
61120	Medicare Insurance	4,706	5,134	6,240	5,640
61130	Health Insurance	59,739	68,621	72,590	90,280
61170	Retiree Health Benefits	0	0	600	3,650
61180	Worker Compensation Insurance	28,990	21,298	19,280	20,220
	SUBTOTAL SALARIES & BENEFITS	525,516	526,733	586,200	581,570
62010	Communications	1,583	1,955	3,680	0
62012	Cellular Phone Charges	3	0	0	0
62120	Training, Transportation, Meetings	8,418	1,570	2,000	0
62130	Tuition Reimbursement	172	369	0	0
62140	Membership, Subscription & Dues	146	4,373	2,060	0
62200	Advertising	13,956	10,418	18,000	0
62300	Contract Services-Professional	87,874	75,530	115,100	0
62302	Contracted Vendor Personnel Services	4,202	7,559	7,120	0
62400	Auditor Fee	2,310	922	3,000	0
62600	Parking Validation	920	667	300	0
62700	Auto Expense	440	80	0	0
	SUBTOTAL CONTRACTUALS	120,024	103,443	151,260	0
63001	Miscellaneous Operating Expenses	9,650	2,580	2,700	0
	SUBTOTAL COMMODITIES	9,650	2,580	2,700	0
65000	Building Rental	20,180	24,540	24,540	27,600
65040	IT Maintenance Charge	28,210	24,150	28,160	32,650
65055	Communications- Landlines	0	0	0	4,550
65100	Insurance Charges	31,830	25,180	21,960	25,330
65105	Benefits Overhead	1,710	3,816	3,340	3,650
65210	Delivery Charges	1,160	0	0	0
65400	Indirect Costs	39,927	55,051	66,010	73,180
	SUBTOTAL FIXED CHARGES	123,017	132,737	144,010	166,960
66511	Computer Software Subscriptions	0	601	0	0
	SUBTOTAL CAPITAL	0	601	0	0
68001	POB Misc Xfer to Fund 406	5,842	22,750	17,450	19,140
	SUBTOTAL TRANSFERS	5,842	22,750	17,450	19,140
69135	Payment to Subagent	60,000	60,000	60,000	75,000
	SUBTOTAL MISCELLANEOUS	60,000	60,000	60,000	75,000
	TOTAL	844,050	848,843	961,620	842,670

COMMUNITY DEV BLOCK GRANT

COMMUNITY DEVELOPMENT

ACCOUNTING UNIT

COMMUNITY DEVELOPMENT-HOUSING

13518782

Account Code	LINE ITEM RESOURCES	ACTUAL FY 21-22	ACTUAL FY 22-23	ADOPTED FY 23-24	PROPOSED FY 24-25
69135	Payment to Subagent	304,126	590,037	500,000	500,000
69152	Loans & Grants	200,000	1,080,000	300,000	0
	SUBTOTAL MISCELLANEOUS	504,126	1,670,037	800,000	500,000
	TOTAL	504,126	1,670,037	800,000	500,000

COMMUNITY DEV BLOCK GRANT

COMMUNITY DEVELOPMENT		ACCOUNTING UNIT			
CDBG PROGRAMS		13518783			
Account Code	LINE ITEM RESOURCES	ACTUAL FY 21-22	ACTUAL FY 22-23	ADOPTED FY 23-24	PROPOSED FY 24-25
61000	Salaries Regular	411,751	450,511	391,730	373,140
61040	Salaries Overtime	400	5,115	0	0
61100	Retirement-Employer Normal Cost	34,600	35,233	53,330	71,760
61102	Retirement- Employer Unfunded- Miscellaneous	179,202	81,090	58,520	73,340
61120	Medicare Insurance	6,151	7,262	7,680	8,400
61130	Health Insurance	63,157	72,961	131,960	141,960
61180	Worker Compensation Insurance	22,830	25,983	24,650	24,830
	SUBTOTAL SALARIES & BENEFITS	718,092	678,155	667,870	693,430
62300	Contract Services-Professional	0	0	0	1,600,000
	SUBTOTAL CONTRACTUALS	0	0	0	1,600,000
65100	Insurance Charges	25,060	34,594	28,080	31,110
65105	Benefits Overhead	1,910	4,977	4,270	4,480
65210	Delivery Charges	1,380	0	0	0
65400	Indirect Costs	49,788	67,979	66,360	59,330
	SUBTOTAL FIXED CHARGES	78,138	107,551	98,710	94,920
66200	Buildings & Building Improvements	388,932	24,631	500,000	0
66220	Improvements Other Than Building	1,759,241	3,882,011	925,240	750,000
	SUBTOTAL CAPITAL	2,148,173	3,906,642	1,425,240	750,000
68001	POB Misc Xfer to Fund 406	11,191	43,576	33,420	36,650
	SUBTOTAL TRANSFERS	11,191	43,576	33,420	36,650
69135	Payment to Subagent	660,389	630,711	721,210	721,210
69152	Loans & Grants	0	0	100,000	100,000
	SUBTOTAL MISCELLANEOUS	660,389	630,711	821,210	821,210
	TOTAL	3,615,983	5,366,634	3,046,450	3,996,210

COMMUNITY DEV BLOCK GRANT

COMMUNITY DEVELOPMENT		ACCOUNTING UNIT			
HUD-EMERGENCY SOLUTIONS GRANT		13518785			
Account Code	LINE ITEM RESOURCES	ACTUAL FY 21-22	ACTUAL FY 22-23	ADOPTED FY 23-24	PROPOSED FY 24-25
61000	Salaries Regular	21,442	14,342	12,540	13,030
61040	Salaries Overtime	75,911	68,961	33,920	43,130
61100	Retirement-Employer Normal Cost	2,230	1,547	1,570	1,590
61102	Retirement- Employer Unfunded- Miscellaneous	7,843	3,586	3,130	850
61120	Medicare Insurance	341	207	180	190
61130	Health Insurance	4,315	3,251	2,920	700
61170	Retiree Health Benefits	0	0	0	130
61180	Worker Compensation Insurance	480	883	1,280	790
	SUBTOTAL SALARIES & BENEFITS	112,562	92,776	55,540	60,410
62010	Communications	3	0	170	0
62130	Tuition Reimbursement	0	5	0	0
62200	Advertising	351	0	310	0
62300	Contract Services-Professional	1,854	6,168	3,650	9,330
62302	Contracted Vendor Personnel Services	0	1,416	120	0
62400	Auditor Fee	665	94	200	0
62600	Parking Validation	0	0	30	0
	SUBTOTAL CONTRACTUALS	2,873	7,683	4,480	9,330
63001	Miscellaneous Operating Expenses	40	29	330	0
	SUBTOTAL COMMODITIES	40	29	330	0
65000	Building Rental	600	730	730	820
65040	IT Maintenance Charge	0	560	850	890
65055	Communications- Landlines	0	0	0	120
65100	Insurance Charges	530	1,044	1,460	990
65105	Benefits Overhead	20	158	220	140
65210	Delivery Charges	230	0	0	0
65400	Indirect Costs	11,760	12,429	7,870	8,940
	SUBTOTAL FIXED CHARGES	13,140	14,921	11,130	11,900
68001	POB Misc Xfer to Fund 406	579	2,253	1,730	1,900
	SUBTOTAL TRANSFERS	579	2,253	1,730	1,900
69135	Payment to Subagent	378,877	362,716	374,040	363,710
	SUBTOTAL MISCELLANEOUS	378,877	362,716	374,040	363,710
	TOTAL	508,071	480,379	447,250	447,250

**HOUSING AUTHORITY-VOUCHER HAP
DEPARTMENT RESOURCE SUMMARY**

COMMUNITY DEVELOPMENT

ACTIVITIES		ACTUAL FY 21-22	ACTUAL FY 22-23	ADOPTED FY 23-24	PROPOSED FY 24-25
REVENUES					
52000	Federal Grant-Direct	37,832,367	42,742,042	40,901,720	44,949,000
52006	Foster Youth Independence TPV	258,195	94,128	1,181,360	1,750,000
52007	Veterans Affairs Supportive Housing	0	0	2,672,170	4,200,000
57890	Fraud Recovery-HUD	600	200	500	1,000
57894	FSS Terminated Received	161,655	0	100,000	100,000
	TOTAL REVENUES	38,252,817	42,836,370	44,855,750	51,000,000
EXPENDITURES					
13618760	HOUSING AUTHORITY-VOUCHER HAP	38,310,383	42,392,616	44,405,750	51,300,000
	TOTAL EXPENDITURES	38,310,383	42,392,616	44,405,750	51,300,000
OPERATING EXPENSES		ACTUAL FY 21-22	ACTUAL FY 22-23	ADOPTED FY 23-24	PROPOSED FY 24-25
69000	MISCELLANEOUS	38,310,383	42,392,616	44,405,750	51,300,000
	TOTAL	38,310,383	42,392,616	44,405,750	51,300,000

HOUSING AUTHORITY-VOUCHER HAP

COMMUNITY DEVELOPMENT		ACCOUNTING UNIT			
HOUSING AUTHORITY-VOUCHER HAP		13618002			
Account Code	LINE ITEM RESOURCES	ACTUAL FY 21-22	ACTUAL FY 22-23	ADOPTED FY 23-24	PROPOSED FY 24-25
52000	Federal Grant-Direct	37,832,367	42,742,042	40,901,720	44,949,000
52006	Foster Youth Independence TPV	258,195	94,128	1,181,360	1,750,000
52007	Veterans Affairs Supportive Housing	0	0	2,672,170	4,200,000
57890	Fraud Recovery-HUD	600	200	500	1,000
57894	FSS Terminated Received	161,655	0	100,000	100,000
	SUBTOTAL REVENUES	38,252,817	42,836,370	44,855,750	51,000,000
	TOTAL	38,252,817	42,836,370	44,855,750	51,000,000

HOUSING AUTHORITY-VOUCHER HAP

COMMUNITY DEVELOPMENT		ACCOUNTING UNIT			
HOUSING AUTHORITY-VOUCHER HAP		13618760			
Account Code	LINE ITEM RESOURCES	ACTUAL FY 21-22	ACTUAL FY 22-23	ADOPTED FY 23-24	PROPOSED FY 24-25
69158	Housing Assist Pmt	21,507,518	24,768,474	24,932,220	29,700,000
69159	HAP-FSS Escrow	280,017	248,766	300,000	300,000
69162	Port Out HAP	10,727,825	11,192,666	11,500,000	11,750,000
69169	Foster Youth Independence TPV	692,387	785,648	1,181,360	1,750,000
69170	Veterans Affairs Supportive Housing	2,302,714	2,552,903	2,672,170	4,200,000
69171	Project Based Vouchers	2,526,934	2,527,862	3,500,000	3,250,000
69172	Tenant Protection Vouchers	272,988	316,297	320,000	350,000
	SUBTOTAL MISCELLANEOUS	38,310,383	42,392,616	44,405,750	51,300,000
	TOTAL	38,310,383	42,392,616	44,405,750	51,300,000

**HOUSING AUTHORITY- MAINSTREAM
DEPARTMENT RESOURCE SUMMARY**

COMMUNITY DEVELOPMENT

ACTIVITIES		ACTUAL FY 21-22	ACTUAL FY 22-23	ADOPTED FY 23-24	PROPOSED FY 24-25
REVENUES					
52000	Federal Grant-Direct	2,195,598	2,326,135	2,488,540	2,500,000
	TOTAL REVENUES	2,195,598	2,326,135	2,488,540	2,500,000
EXPENDITURES					
13718760	HOUSING AUTHORITY- NED	2,195,598	2,326,135	2,938,540	2,500,000
	TOTAL EXPENDITURES	2,195,598	2,326,135	2,938,540	2,500,000
OPERATING EXPENSES		ACTUAL FY 21-22	ACTUAL FY 22-23	ADOPTED FY 23-24	PROPOSED FY 24-25
69000	MISCELLANEOUS	2,195,598	2,326,135	2,938,540	2,500,000
	TOTAL	2,195,598	2,326,135	2,938,540	2,500,000

HOUSING AUTHORITY- MAINSTREAM

COMMUNITY DEVELOPMENT

ACCOUNTING UNIT

HOUSING AUTHORITY- NED

13718002

Account Code	LINE ITEM RESOURCES	ACTUAL FY 21-22	ACTUAL FY 22-23	ADOPTED FY 23-24	PROPOSED FY 24-25
52000	Federal Grant-Direct	2,195,598	2,326,135	2,488,540	2,500,000
	SUBTOTAL REVENUES	2,195,598	2,326,135	2,488,540	2,500,000
	TOTAL	2,195,598	2,326,135	2,488,540	2,500,000

HOUSING AUTHORITY- MAINSTREAM

COMMUNITY DEVELOPMENT

ACCOUNTING UNIT

HOUSING AUTHORITY- NED

13718760

Account Code	LINE ITEM RESOURCES	ACTUAL FY 21-22	ACTUAL FY 22-23	ADOPTED FY 23-24	PROPOSED FY 24-25
69158	Housing Assist Pmt	1,797,296	1,903,824	2,488,540	2,000,000
69162	Port Out HAP	398,302	422,311	450,000	500,000
	SUBTOTAL MISCELLANEOUS	2,195,598	2,326,135	2,938,540	2,500,000
	TOTAL	2,195,598	2,326,135	2,938,540	2,500,000

**HOUSING AUTHORITY-MS 5
DEPARTMENT RESOURCE SUMMARY**

COMMUNITY DEVELOPMENT

ACTIVITIES	ACTUAL FY 21-22	ACTUAL FY 22-23	ADOPTED FY 23-24	PROPOSED FY 24-25
REVENUES				
52000 Federal Grant-Direct	2,173,577	2,623,361	2,894,320	4,200,000
TOTAL REVENUES	2,173,577	2,623,361	2,894,320	4,200,000
EXPENDITURES				
13818760 Housing Authority-MS 5	2,896,974	2,586,852	2,857,810	4,200,000
TOTAL EXPENDITURES	2,896,974	2,586,852	2,857,810	4,200,000
OPERATING EXPENSES	ACTUAL FY 21-22	ACTUAL FY 22-23	ADOPTED FY 23-24	PROPOSED FY 24-25
69000 MISCELLANEOUS	2,896,974	2,586,852	2,857,810	4,200,000
TOTAL	2,896,974	2,586,852	2,857,810	4,200,000

HOUSING AUTHORITY-MS 5

COMMUNITY DEVELOPMENT HOUSING AUTHORITY-MS 5		ACCOUNTING UNIT 13818002			
Account Code	LINE ITEM RESOURCES	ACTUAL FY 21-22	ACTUAL FY 22-23	ADOPTED FY 23-24	PROPOSED FY 24-25
52000	Federal Grant-Direct	2,173,577	2,623,361	2,894,320	4,200,000
	SUBTOTAL REVENUES	2,173,577	2,623,361	2,894,320	4,200,000
	TOTAL	2,173,577	2,623,361	2,894,320	4,200,000

HOUSING AUTHORITY-MS 5

COMMUNITY DEVELOPMENT		ACCOUNTING UNIT			
Housing Authority-MS 5		13818760			
Account Code	LINE ITEM RESOURCES	ACTUAL FY 21-22	ACTUAL FY 22-23	ADOPTED FY 23-24	PROPOSED FY 24-25
69158	Housing Assist Pmt	2,896,974	2,574,961	2,857,810	4,175,000
69162	Port Out HAP	0	11,891	0	25,000
	SUBTOTAL MISCELLANEOUS	2,896,974	2,586,852	2,857,810	4,200,000
	TOTAL	2,896,974	2,586,852	2,857,810	4,200,000

**HOUSING AUTHORITY-NEW CONSTR
DEPARTMENT RESOURCE SUMMARY**

COMMUNITY DEVELOPMENT

ACTIVITIES		ACTUAL FY 21-22	ACTUAL FY 22-23	ADOPTED FY 23-24	PROPOSED FY 24-25
REVENUES					
52000	Federal Grant-Direct	181,816	341,646	244,730	244,730
52004	HCV - Additional Admin Fee	249	1,238	0	0
57000	Expense Reimbursement	3,747	0	0	0
	TOTAL REVENUES	185,812	342,884	244,730	244,730
EXPENDITURES					
13918760	Housing Authority- New Construction	0	0	309,480	0
13918780	ADMIN - Mainstream 5 Vouchers	153,874	158,025	235,770	315,570
	TOTAL EXPENDITURES	153,874	158,025	545,250	315,570
OPERATING EXPENSES		ACTUAL FY 21-22	ACTUAL FY 22-23	ADOPTED FY 23-24	PROPOSED FY 24-25
61000	SALARIES & BENEFITS	126,429	117,400	214,740	243,130
62000	CONTRACTUALS	8,500	4,918	2,350	5,500
63000	COMMODITIES	130	0	0	0
65000	FIXED CHARGES	15,008	26,787	18,490	45,240
66000	CAPITAL	0	4,231	0	0
68000	TRANSFERS	61	237	190	200
69000	MISCELLANEOUS	3,747	4,451	309,480	21,500
	TOTAL	153,874	158,025	545,250	315,570

HOUSING AUTHORITY-NEW CONSTR

COMMUNITY DEVELOPMENT

ACCOUNTING UNIT

HOUSING AUTHORITY - NEW CONSTRUCTION

13918002

Account Code	LINE ITEM RESOURCES	ACTUAL FY 21-22	ACTUAL FY 22-23	ADOPTED FY 23-24	PROPOSED FY 24-25
52000	Federal Grant-Direct	181,816	341,646	244,730	244,730
52004	HCV - Additional Admin Fee	249	1,238	0	0
57000	Expense Reimbursement	3,747	0	0	0
	SUBTOTAL REVENUES	185,812	342,884	244,730	244,730
	TOTAL	185,812	342,884	244,730	244,730

HOUSING AUTHORITY-NEW CONSTR

COMMUNITY DEVELOPMENT		ACCOUNTING UNIT			
Housing Authority- New Construction		13918760			
Account Code	LINE ITEM RESOURCES	ACTUAL FY 21-22	ACTUAL FY 22-23	ADOPTED FY 23-24	PROPOSED FY 24-25
69011	Reserve Appropriation	0	0	309,480	0
	SUBTOTAL MISCELLANEOUS	0	0	309,480	0
	TOTAL	0	0	309,480	0

HOUSING AUTHORITY-NEW CONSTR

COMMUNITY DEVELOPMENT		ACCOUNTING UNIT			
ADMIN - Mainstream 5 Vouchers		13918780			
Account Code	LINE ITEM RESOURCES	ACTUAL FY 21-22	ACTUAL FY 22-23	ADOPTED FY 23-24	PROPOSED FY 24-25
61000	Salaries Regular	86,898	78,639	151,590	162,330
61010	Salaries Cash Out/Separation	370	0	0	0
61040	Salaries Overtime	487	2,274	0	0
61100	Retirement-Employer Normal Cost	6,874	3,483	17,680	18,360
61102	Retirement- Employer Unfunded- Miscellaneous	700	8,075	4,530	10,750
61120	Medicare Insurance	1,265	1,118	2,200	2,350
61130	Health Insurance	27,305	19,057	33,540	43,390
61170	Retiree Health Benefits	0	0	0	1,620
61180	Worker Compensation Insurance	2,530	4,755	5,200	4,330
	SUBTOTAL SALARIES & BENEFITS	126,429	117,400	214,740	243,130
62010	Communications	425	468	2,350	0
62300	Contract Services-Professional	7,770	3,044	0	5,500
62302	Contracted Vendor Personnel Services	0	847	0	0
62400	Auditor Fee	305	560	0	0
	SUBTOTAL CONTRACTUALS	8,500	4,918	2,350	5,500
63001	Miscellaneous Operating Expenses	130	0	0	0
	SUBTOTAL COMMODITIES	130	0	0	0
65040	IT Maintenance Charge	2,880	5,860	11,660	12,170
65055	Communications- Landlines	0	0	0	1,700
65100	Insurance Charges	2,780	5,676	5,930	5,430
65105	Benefits Overhead	190	844	900	780
65400	Indirect Costs	9,158	14,408	0	25,160
	SUBTOTAL FIXED CHARGES	15,008	26,787	18,490	45,240
66511	Computer Software Subscriptions	0	4,231	0	0
	SUBTOTAL CAPITAL	0	4,231	0	0
68001	POB Misc Xfer to Fund 406	61	237	190	200
	SUBTOTAL TRANSFERS	61	237	190	200
69011	Reserve Appropriation	0	0	0	15,500
69131	Mobility-Inspection Fee Paid	0	2,550	0	4,000
69133	Ports Out-Administrative Pay	0	520	0	2,000
69134	Portprop in received HAP/ADM	0	(14,713)	0	0
69167	Portprop Disbursement	3,747	16,094	0	0
	SUBTOTAL MISCELLANEOUS	3,747	4,451	0	21,500
	TOTAL	153,874	158,025	235,770	315,570

**HOUSING AUTHORITY-VOUCHER ADM
DEPARTMENT RESOURCE SUMMARY**

COMMUNITY DEVELOPMENT

ACTIVITIES		ACTUAL FY 21-22	ACTUAL FY 22-23	ADOPTED FY 23-24	PROPOSED FY 24-25
REVENUES					
52000	Federal Grant-Direct	3,596,801	4,418,752	4,255,000	5,200,000
52003	HCV - FSS Coordinator	70,523	213,562	225,180	260,080
52004	HCV - Additional Admin Fee	3,729	4,739	3,200	15,000
52006	Foster Youth Independence TPV	84,017	45,000	0	0
52007	Veterans Affairs Supportive Housing	84,017	45,000	0	0
57000	Expense Reimbursement	43,893	0	25,000	10,000
57010	Miscellaneous Recoveries	30	0	0	0
57890	Fraud Recovery-HUD	600	200	2,500	2,500
	TOTAL REVENUES	3,883,611	4,727,253	4,510,880	5,487,580
EXPENDITURES					
14018760	HOUSING AUTHORITY-VOUCHERS ADM	3,568,459	4,005,492	4,767,570	6,337,750
	TOTAL EXPENDITURES	3,568,459	4,005,492	4,767,570	6,337,750
OPERATING EXPENSES		ACTUAL FY 21-22	ACTUAL FY 22-23	ADOPTED FY 23-24	PROPOSED FY 24-25
61000	SALARIES & BENEFITS	1,885,093	2,034,623	2,244,690	2,936,360
62000	CONTRACTUALS	397,241	395,869	531,850	1,011,620
63000	COMMODITIES	125,762	64,681	90,880	90,200
65000	FIXED CHARGES	346,978	518,212	508,060	612,240
66000	CAPITAL	0	62,273	35,000	55,000
68000	TRANSFERS	23,612	91,943	70,500	77,330
69000	MISCELLANEOUS	789,772	837,891	1,286,590	1,555,000
	TOTAL	3,568,459	4,005,492	4,767,570	6,337,750

HOUSING AUTHORITY-VOUCHER ADM

COMMUNITY DEVELOPMENT		ACCOUNTING UNIT			
HOUSING AUTHORITY-VOUCHERS ADM		14018002			
Account Code	LINE ITEM RESOURCES	ACTUAL FY 21-22	ACTUAL FY 22-23	ADOPTED FY 23-24	PROPOSED FY 24-25
52000	Federal Grant-Direct	3,596,801	4,418,752	4,255,000	5,200,000
52003	HCV - FSS Coordinator	70,523	213,562	225,180	260,080
52004	HCV - Additional Admin Fee	3,729	4,739	3,200	15,000
52006	Foster Youth Independence TPV	84,017	45,000	0	0
52007	Veterans Affairs Supportive Housing	84,017	45,000	0	0
57000	Expense Reimbursement	43,893	0	25,000	10,000
57010	Miscellaneous Recoveries	30	0	0	0
57890	Fraud Recovery-HUD	600	200	2,500	2,500
	SUBTOTAL REVENUES	3,883,611	4,727,253	4,510,880	5,487,580
	TOTAL	3,883,611	4,727,253	4,510,880	5,487,580

HOUSING AUTHORITY-VOUCHER ADM

COMMUNITY DEVELOPMENT		ACCOUNTING UNIT			
HOUSING AUTHORITY-VOUCHERS ADM		14018760			
Account Code	LINE ITEM RESOURCES	ACTUAL FY 21-22	ACTUAL FY 22-23	ADOPTED FY 23-24	PROPOSED FY 24-25
61000	Salaries Regular	1,058,700	1,313,160	1,477,660	1,887,970
61010	Salaries Cash Out/Separation	4,685	3,257	0	14,860
61020	Salaries Part-Time	64,449	66,098	63,200	77,290
61040	Salaries Overtime	40,222	33,849	10,000	10,000
61100	Retirement-Employer Normal Cost	66,327	81,128	125,010	167,490
61102	Retirement- Employer Unfunded- Miscellaneous	345,055	188,087	141,420	208,750
61110	Part-Time Retirement	1,106	1,099	980	1,430
61120	Medicare Insurance	16,310	19,488	22,140	28,290
61130	Health Insurance	214,865	244,264	336,300	444,240
61170	Retiree Health Benefits	1,652	1,706	570	18,160
61180	Worker Compensation Insurance	71,720	82,490	67,410	77,880
	SUBTOTAL SALARIES & BENEFITS	1,885,093	2,034,623	2,244,690	2,936,360
62010	Communications	9,041	10,613	20,290	0
62012	Cellular Phone Charges	2,565	2,885	2,600	3,000
62120	Training, Transportation, Meetings	16	3,075	12,500	50,000
62130	Tuition Reimbursement	865	6,136	1,500	6,000
62131	SAMA Wellness and Fitness Program Reimbursements	0	118	0	0
62140	Membership, Subscription & Dues	4,707	13,530	6,890	6,890
62200	Advertising	35,093	12,138	12,000	12,000
62300	Contract Services-Professional	253,596	284,668	353,640	803,820
62302	Contracted Vendor Personnel Services	64,059	35,830	59,000	50,000
62322	Maintenance & Repair Machinery	3,068	0	3,200	3,200
62400	Auditor Fee	12,486	18,717	34,000	34,000
62403	Bank Service Fees	5,136	750	6,000	6,000
62500	Rent Payments	6,319	6,487	19,230	32,710
62600	Parking Validation	89	622	500	3,500
62700	Auto Expense	200	300	500	500
	SUBTOTAL CONTRACTUALS	397,241	395,869	531,850	1,011,620
63001	Miscellaneous Operating Expenses	125,570	64,610	90,680	90,000
63300	Gas & Diesel	192	70	200	200
	SUBTOTAL COMMODITIES	125,762	64,681	90,880	90,200
65000	Building Rental	51,560	62,720	62,720	70,530
65010	Rental City Equipment	8,580	9,432	8,370	9,030
65011	Equipment Replacement Charges	0	0	5,400	5,400
65012	Accident Repair & Replacement	228	228	100	220
65040	IT Maintenance Charge	78,420	83,830	94,310	122,480
65055	Communications- Landlines	0	0	0	17,050
65100	Insurance Charges	78,740	98,228	76,800	97,580
65105	Benefits Overhead	4,770	14,671	11,680	14,050
65210	Delivery Charges	2,760	0	0	0
65400	Indirect Costs	121,920	249,103	248,680	275,900
	SUBTOTAL FIXED CHARGES	346,978	518,212	508,060	612,240
66410	Vehicle Purchase	0	0	35,000	50,000
66511	Computer Software Subscriptions	0	62,273	0	5,000
	SUBTOTAL CAPITAL	0	62,273	35,000	55,000
68001	POB Misc Xfer to Fund 406	23,612	91,943	70,500	77,330

	SUBTOTAL TRANSFERS	23,612	91,943	70,500	77,330
69011	Reserve Appropriation	0	0	486,590	500,000
69131	Mobility-Inspection Fee Paid	56,100	61,125	0	75,000
69132	Mobility-Inspection Fee Receiv	0	(15,600)	0	30,000
69133	Ports Out-Administrative Pay	708,790	794,197	800,000	950,000
69134	Portprop in received HAP/ADM	0	(30,469)	(30,000)	(250,000)
69167	Portprop Disbursement	24,882	28,638	30,000	250,000
	SUBTOTAL MISCELLANEOUS	789,772	837,891	1,286,590	1,555,000
	TOTAL	3,568,459	4,005,492	4,767,570	6,337,750

**NSP FEDERAL GRANT
DEPARTMENT RESOURCE SUMMARY**

COMMUNITY DEVELOPMENT

ACTIVITIES		ACTUAL FY 21-22	ACTUAL FY 22-23	ADOPTED FY 23-24	PROPOSED FY 24-25
REVENUES					
52000	Federal Grant-Direct	0	222,014	0	0
56900	Principal Repayment	232,546	96,892	0	0
58000	Earning On Investments	10,403	201	0	0
	TOTAL REVENUES	242,949	319,107	0	0
EXPENDITURES					
14218760	NEIGHBORHOOD STABILIZE PRGM 1	3,975	1,064,234	0	0
14218761	ARRA NGHBRHD STABILIZE PRGM 2	17	478,288	0	0
14218762	NGHBRHD STABILIZE PRGM 3	3,937	94,898	0	0
	TOTAL EXPENDITURES	7,929	1,637,420	0	0
OPERATING EXPENSES		ACTUAL FY 21-22	ACTUAL FY 22-23	ADOPTED FY 23-24	PROPOSED FY 24-25
61000	SALARIES & BENEFITS	5,521	0	0	0
62000	CONTRACTUALS	43	0	0	0
63000	COMMODITIES	6	0	0	0
65000	FIXED CHARGES	2,336	0	0	0
68000	TRANSFERS	24	0	0	0
69000	MISCELLANEOUS	0	1,637,420	0	0
	TOTAL	7,929	1,637,420	0	0

NSP FEDERAL GRANT

COMMUNITY DEVELOPMENT		ACCOUNTING UNIT			
NEIGHBORHOOD STABILIZATION PGM		14218002			
Account Code	LINE ITEM RESOURCES	ACTUAL FY 21-22	ACTUAL FY 22-23	ADOPTED FY 23-24	PROPOSED FY 24-25
52000	Federal Grant-Direct	0	222,014	0	0
56900	Principal Repayment	232,546	96,892	0	0
58000	Earning On Investments	10,403	201	0	0
	SUBTOTAL REVENUES	242,949	319,107	0	0
	TOTAL	242,949	319,107	0	0

NSP FEDERAL GRANT

COMMUNITY DEVELOPMENT		ACCOUNTING UNIT			
NEIGHBORHOOD STABILIZE PRGM 1		14218760			
Account Code	LINE ITEM RESOURCES	ACTUAL FY 21-22	ACTUAL FY 22-23	ADOPTED FY 23-24	PROPOSED FY 24-25
61000	Salaries Regular	1,881	0	0	0
61010	Salaries Cash Out/Separation	23	0	0	0
61100	Retirement-Employer Normal Cost	177	0	0	0
61102	Retirement- Employer Unfunded- Miscellaneous	109	0	0	0
61120	Medicare Insurance	27	0	0	0
61130	Health Insurance	309	0	0	0
61180	Worker Compensation Insurance	570	0	0	0
	SUBTOTAL SALARIES & BENEFITS	3,097	0	0	0
62010	Communications	0	0	0	0
62300	Contract Services-Professional	17	0	0	0
	SUBTOTAL CONTRACTUALS	17	0	0	0
63001	Miscellaneous Operating Expenses	5	0	0	0
	SUBTOTAL COMMODITIES	5	0	0	0
65100	Insurance Charges	620	0	0	0
65400	Indirect Costs	227	0	0	0
	SUBTOTAL FIXED CHARGES	847	0	0	0
68001	POB Misc Xfer to Fund 406	10	0	0	0
	SUBTOTAL TRANSFERS	10	0	0	0
69152	Loans & Grants	0	1,064,234	0	0
	SUBTOTAL MISCELLANEOUS	0	1,064,234	0	0
	TOTAL	3,975	1,064,234	0	0

NSP FEDERAL GRANT

COMMUNITY DEVELOPMENT		ACCOUNTING UNIT			
ARRA NGHBRHD STABILIZE PRGM 2		14218761			
Account Code	LINE ITEM RESOURCES	ACTUAL FY 21-22	ACTUAL FY 22-23	ADOPTED FY 23-24	PROPOSED FY 24-25
62300	Contract Services-Professional	17	0	0	0
	SUBTOTAL CONTRACTUALS	17	0	0	0
69152	Loans & Grants	0	478,288	0	0
	SUBTOTAL MISCELLANEOUS	0	478,288	0	0
	TOTAL	17	478,288	0	0

NSP FEDERAL GRANT

COMMUNITY DEVELOPMENT		ACCOUNTING UNIT			
NGHBRHD STABILIZE PRGM 3		14218762			
Account Code	LINE ITEM RESOURCES	ACTUAL FY 21-22	ACTUAL FY 22-23	ADOPTED FY 23-24	PROPOSED FY 24-25
61000	Salaries Regular	1,028	0	0	0
61100	Retirement-Employer Normal Cost	40	0	0	0
61102	Retirement- Employer Unfunded- Miscellaneous	165	0	0	0
61120	Medicare Insurance	15	0	0	0
61130	Health Insurance	106	0	0	0
61180	Worker Compensation Insurance	1,071	0	0	0
	SUBTOTAL SALARIES & BENEFITS	2,425	0	0	0
62010	Communications	0	0	0	0
62300	Contract Services-Professional	9	0	0	0
	SUBTOTAL CONTRACTUALS	9	0	0	0
63001	Miscellaneous Operating Expenses	1	0	0	0
	SUBTOTAL COMMODITIES	1	0	0	0
65100	Insurance Charges	1,351	0	0	0
65210	Delivery Charges	13	0	0	0
65400	Indirect Costs	124	0	0	0
	SUBTOTAL FIXED CHARGES	1,488	0	0	0
68001	POB Misc Xfer to Fund 406	14	0	0	0
	SUBTOTAL TRANSFERS	14	0	0	0
69152	Loans & Grants	0	94,898	0	0
	SUBTOTAL MISCELLANEOUS	0	94,898	0	0
	TOTAL	3,937	94,898	0	0

**CALHOME MFGD HSG LOAN
DEPARTMENT RESOURCE SUMMARY**

COMMUNITY DEVELOPMENT

ACTIVITIES		ACTUAL FY 21-22	ACTUAL FY 22-23	ADOPTED FY 23-24	PROPOSED FY 24-25
REVENUES					
56900	Principal Repayment	0	0	0	60,000
57990	Miscellaneous Income	280	0	0	0
58000	Earning On Investments	4,959	7,095	0	8,000
	TOTAL REVENUES	5,239	7,095	0	68,000
EXPENDITURES					
14318763	CALHOME OWNER OCCUPIED	0	0	0	17,390
	TOTAL EXPENDITURES	0	0	0	17,390
OPERATING EXPENSES		ACTUAL FY 21-22	ACTUAL FY 22-23	ADOPTED FY 23-24	PROPOSED FY 24-25
69000	MISCELLANEOUS	0	0	0	17,390
	TOTAL	0	0	0	17,390

CALHOME MFGD HSG LOAN

COMMUNITY DEVELOPMENT

ACCOUNTING UNIT

CALHOME MFGD HSG LOAN FY03-04

14318002

Account Code	LINE ITEM RESOURCES	ACTUAL FY 21-22	ACTUAL FY 22-23	ADOPTED FY 23-24	PROPOSED FY 24-25
56900	Principal Repayment	0	0	0	60,000
57990	Miscellaneous Income	280	0	0	0
58000	Earning On Investments	4,959	7,095	0	8,000
	SUBTOTAL REVENUES	5,239	7,095	0	68,000
	TOTAL	5,239	7,095	0	68,000

CALHOME MFGD HSG LOAN

COMMUNITY DEVELOPMENT

ACCOUNTING UNIT

CALHOME OWNER OCCUPIED

14318763

Account Code	LINE ITEM RESOURCES	ACTUAL FY 21-22	ACTUAL FY 22-23	ADOPTED FY 23-24	PROPOSED FY 24-25
69152	Loans & Grants	0	0	0	17,390
	SUBTOTAL MISCELLANEOUS	0	0	0	17,390
	TOTAL	0	0	0	17,390

**PRISON TO EMPLOYMENT PROGRAM
DEPARTMENT RESOURCE SUMMARY**

COMMUNITY DEVELOPMENT

ACTIVITIES		ACTUAL FY 21-22	ACTUAL FY 22-23	ADOPTED FY 23-24	PROPOSED FY 24-25
REVENUES					
52025	State Grants-Direct	1,325,367	0	0	570,770
59011	Reserve Appropriation	0	0	927,350	0
	TOTAL REVENUES	1,325,367	0	927,350	570,770
EXPENDITURES					
14418760	PRISON TO EMPLOYMENT PROGRAM	1,017,426	0	927,350	570,770
	TOTAL EXPENDITURES	1,017,426	0	927,350	570,770
OPERATING EXPENSES		ACTUAL FY 21-22	ACTUAL FY 22-23	ADOPTED FY 23-24	PROPOSED FY 24-25
61000	SALARIES & BENEFITS	279,420	0	11,270	20,160
62000	CONTRACTUALS	28,807	0	0	16,000
63000	COMMODITIES	136	0	0	2,000
65000	FIXED CHARGES	41,277	0	14,790	2,610
68000	TRANSFERS	3,552	0	0	0
69000	MISCELLANEOUS	664,233	0	901,290	530,000
	TOTAL	1,017,426	0	927,350	570,770

PRISON TO EMPLOYMENT PROGRAM

COMMUNITY DEVELOPMENT

ACCOUNTING UNIT

PRISON TO EMPLOYMENT PROGRAM

14418002

Account Code	LINE ITEM RESOURCES	ACTUAL FY 21-22	ACTUAL FY 22-23	ADOPTED FY 23-24	PROPOSED FY 24-25
52025	State Grants-Direct	1,325,367	0	0	570,770
59011	Reserve Appropriation	0	0	927,350	0
	SUBTOTAL REVENUES	1,325,367	0	927,350	570,770
	TOTAL	1,325,367	0	927,350	570,770

PRISON TO EMPLOYMENT PROGRAM

COMMUNITY DEVELOPMENT

ACCOUNTING UNIT

PRISON TO EMPLOYMENT PROGRAM

14418760

Account Code	LINE ITEM RESOURCES	ACTUAL FY 21-22	ACTUAL FY 22-23	ADOPTED FY 23-24	PROPOSED FY 24-25
61000	Salaries Regular	184,332	0	0	16,410
61010	Salaries Cash Out/Separation	769	0	0	0
61020	Salaries Part-Time	3,855	0	0	0
61030	Salaries Participant	924	0	0	0
61040	Salaries Overtime	596	0	0	0
61100	Retirement-Employer Normal Cost	7,596	0	0	690
61102	Retirement- Employer Unfunded- Miscellaneous	43,608	0	0	0
61110	Part-Time Retirement	179	0	0	0
61120	Medicare Insurance	2,750	0	0	240
61130	Health Insurance	26,148	0	0	2,670
61170	Retiree Health Benefits	0	0	0	150
61180	Worker Compensation Insurance	8,663	0	11,270	0
	SUBTOTAL SALARIES & BENEFITS	279,420	0	11,270	20,160
62010	Communications	638	0	0	0
62120	Training, Transportation, Meetings	0	0	0	1,000
62300	Contract Services-Professional	0	0	0	10,000
62500	Rent Payments	28,170	0	0	5,000
	SUBTOTAL CONTRACTUALS	28,807	0	0	16,000
63001	Miscellaneous Operating Expenses	136	0	0	2,000
	SUBTOTAL COMMODITIES	136	0	0	2,000
65040	IT Maintenance Charge	8,640	0	0	0
65100	Insurance Charges	9,510	0	12,840	0
65105	Benefits Overhead	323	0	1,950	0
65400	Indirect Costs	22,805	0	0	2,610
	SUBTOTAL FIXED CHARGES	41,277	0	14,790	2,610
68001	POB Misc Xfer to Fund 406	3,552	0	0	0
	SUBTOTAL TRANSFERS	3,552	0	0	0
69011	Reserve Appropriation	0	0	901,290	0
69135	Payment to Subagent	481,787	0	0	500,000
69138	Payment-Training Portion	177,519	0	0	0
69144	Client Support Services	4,927	0	0	30,000
	SUBTOTAL MISCELLANEOUS	664,233	0	901,290	530,000
	TOTAL	1,017,426	0	927,350	570,770

**RENTAL REHABILITATION GRANT
DEPARTMENT RESOURCE SUMMARY**

COMMUNITY DEVELOPMENT

ACTIVITIES		ACTUAL FY 21-22	ACTUAL FY 22-23	ADOPTED FY 23-24	PROPOSED FY 24-25
REVENUES					
58000	Earning On Investments	2,238	484	0	490
	TOTAL REVENUES	2,238	484	0	490

RENTAL REHABILITATION GRANT

COMMUNITY DEVELOPMENT

ACCOUNTING UNIT

RENTAL REHABILITATION GRANT

14518002

Account Code	LINE ITEM RESOURCES	ACTUAL FY 21-22	ACTUAL FY 22-23	ADOPTED FY 23-24	PROPOSED FY 24-25
58000	Earning On Investments	2,238	484	0	490
	SUBTOTAL REVENUES	2,238	484	0	490
	TOTAL	2,238	484	0	490

**HSG ADMIN CARES ACT COVID-19
DEPARTMENT RESOURCE SUMMARY**

COMMUNITY DEVELOPMENT

ACTIVITIES		ACTUAL FY 21-22	ACTUAL FY 22-23	ADOPTED FY 23-24	PROPOSED FY 24-25
REVENUES					
52008	Federal Grant-Direct COVID	4,852	0	0	0
	TOTAL REVENUES	4,852	0	0	0
EXPENDITURES					
15718760	HSG ADMIN CARES ACT COVID-19	4,852	428	0	0
	TOTAL EXPENDITURES	4,852	428	0	0
OPERATING EXPENSES		ACTUAL FY 21-22	ACTUAL FY 22-23	ADOPTED FY 23-24	PROPOSED FY 24-25
61000	SALARIES & BENEFITS	4,422	0	0	0
62000	CONTRACTUALS	116	428	0	0
65000	FIXED CHARGES	314	0	0	0
	TOTAL	4,852	428	0	0

HSG ADMIN CARES ACT COVID-19

COMMUNITY DEVELOPMENT		ACCOUNTING UNIT			
HSG ADMIN CARES ACT COVID-19		15718002			
Account Code	LINE ITEM RESOURCES	ACTUAL FY 21-22	ACTUAL FY 22-23	ADOPTED FY 23-24	PROPOSED FY 24-25
52008	Federal Grant-Direct COVID	4,852	0	0	0
	SUBTOTAL REVENUES	4,852	0	0	0
	TOTAL	4,852	0	0	0

HSG ADMIN CARES ACT COVID-19

COMMUNITY DEVELOPMENT		ACCOUNTING UNIT			
HSG ADMIN CARES ACT COVID-19		15718760			
Account Code	LINE ITEM RESOURCES	ACTUAL FY 21-22	ACTUAL FY 22-23	ADOPTED FY 23-24	PROPOSED FY 24-25
61000	Salaries Regular	2,992	0	0	0
61100	Retirement-Employer Normal Cost	356	0	0	0
61120	Medicare Insurance	42	0	0	0
61130	Health Insurance	1,032	0	0	0
	SUBTOTAL SALARIES & BENEFITS	4,422	0	0	0
62300	Contract Services-Professional	0	428	0	0
62400	Auditor Fee	116	0	0	0
	SUBTOTAL CONTRACTUALS	116	428	0	0
65400	Indirect Costs	314	0	0	0
	SUBTOTAL FIXED CHARGES	314	0	0	0
	TOTAL	4,852	428	0	0

**SB2 Planning
DEPARTMENT RESOURCE SUMMARY**

COMMUNITY DEVELOPMENT

ACTIVITIES		ACTUAL FY 21-22	ACTUAL FY 22-23	ADOPTED FY 23-24	PROPOSED FY 24-25
REVENUES					
52025	State Grants-Direct	2,665,322	2,274,764	13,420	148,990
58011	Interest Earned on Advanced Received- 2.8M	10,970	49,356	30,000	3,500
59011	Reserve Appropriation	0	0	4,980,640	0
	TOTAL REVENUES	2,676,292	2,324,121	5,024,060	152,490
EXPENDITURES					
15818700	CDA PLHA Round 1	2,665,322	24,371	13,420	15,100
15818701	CDA PLHA Round 2	0	2,250,394	184,990	179,150
15818702	CDA- PLHA Round 3	0	0	4,795,650	54,680
	TOTAL EXPENDITURES	2,665,322	2,274,765	4,994,060	248,930
OPERATING EXPENSES		ACTUAL FY 21-22	ACTUAL FY 22-23	ADOPTED FY 23-24	PROPOSED FY 24-25
61000	SALARIES & BENEFITS	1,636	12,104	11,280	0
62000	CONTRACTUALS	0	10,005	120	0
63000	COMMODITIES	6	528	0	0
65000	FIXED CHARGES	159	1,734	2,020	0
66000	CAPITAL	2,663,521	0	0	0
69000	MISCELLANEOUS	0	2,250,394	4,980,640	248,930
	TOTAL	2,665,322	2,274,765	4,994,060	248,930

SB2 Planning

COMMUNITY DEVELOPMENT		ACCOUNTING UNIT			
PLHA PGM (SB2) REVENUES		15818002			
Account Code	LINE ITEM RESOURCES	ACTUAL FY 21-22	ACTUAL FY 22-23	ADOPTED FY 23-24	PROPOSED FY 24-25
52025	State Grants-Direct	2,665,322	2,274,764	13,420	148,990
58011	Interest Earned on Advanced Received- 2.8M	10,970	49,356	30,000	3,500
59011	Reserve Appropriation	0	0	4,980,640	0
	SUBTOTAL REVENUES	2,676,292	2,324,121	5,024,060	152,490
	TOTAL	2,676,292	2,324,121	5,024,060	152,490

SB2 Planning

COMMUNITY DEVELOPMENT		ACCOUNTING UNIT			
CDA PLHA Round 1		15818700			
Account Code	LINE ITEM RESOURCES	ACTUAL FY 21-22	ACTUAL FY 22-23	ADOPTED FY 23-24	PROPOSED FY 24-25
61000	Salaries Regular	1,231	7,340	7,950	0
61040	Salaries Overtime	89	94	0	0
61100	Retirement-Employer Normal Cost	68	722	610	0
61102	Retirement- Employer Unfunded- Miscellaneous	0	1,675	110	0
61120	Medicare Insurance	19	106	110	0
61130	Health Insurance	229	1,713	2,430	0
61180	Worker Compensation Insurance	0	456	70	0
	SUBTOTAL SALARIES & BENEFITS	1,636	12,104	11,280	0
62010	Communications	0	0	120	0
62130	Tuition Reimbursement	0	5	0	0
62300	Contract Services-Professional	0	10,000	0	0
	SUBTOTAL CONTRACTUALS	0	10,005	120	0
63001	Miscellaneous Operating Expenses	6	528	0	0
	SUBTOTAL COMMODITIES	6	528	0	0
65040	IT Maintenance Charge	0	0	570	0
65100	Insurance Charges	0	544	80	0
65105	Benefits Overhead	0	81	20	0
65400	Indirect Costs	159	1,109	1,350	0
	SUBTOTAL FIXED CHARGES	159	1,734	2,020	0
66200	Buildings & Building Improvements	2,663,521	0	0	0
	SUBTOTAL CAPITAL	2,663,521	0	0	0
69011	Reserve Appropriation	0	0	0	15,100
	SUBTOTAL MISCELLANEOUS	0	0	0	15,100
	TOTAL	2,665,322	24,371	13,420	15,100

SB2 Planning

COMMUNITY DEVELOPMENT		ACCOUNTING UNIT			
CDA PLHA Round 2		15818701			
Account Code	LINE ITEM RESOURCES	ACTUAL FY 21-22	ACTUAL FY 22-23	ADOPTED FY 23-24	PROPOSED FY 24-25
69011	Reserve Appropriation	0	0	184,990	179,150
69135	Payment to Subagent	0	2,250,394	0	0
	SUBTOTAL MISCELLANEOUS	0	2,250,394	184,990	179,150
	TOTAL	0	2,250,394	184,990	179,150

SB2 Planning

COMMUNITY DEVELOPMENT		ACCOUNTING UNIT			
CDA- PLHA Round 3		15818702			
Account Code	LINE ITEM RESOURCES	ACTUAL FY 21-22	ACTUAL FY 22-23	ADOPTED FY 23-24	PROPOSED FY 24-25
69011	Reserve Appropriation	0	0	4,795,650	54,680
	SUBTOTAL MISCELLANEOUS	0	0	4,795,650	54,680
	TOTAL	0	0	4,795,650	54,680

**MS5 HAP CARES ACT COVID-19
DEPARTMENT RESOURCE SUMMARY**

COMMUNITY DEVELOPMENT

ACTIVITIES		ACTUAL FY 21-22	ACTUAL FY 22-23	ADOPTED FY 23-24	PROPOSED FY 24-25
REVENUES					
52008	Federal Grant-Direct COVID	(205,288)	0	0	0
	TOTAL REVENUES	(205,288)	0	0	0
EXPENDITURES					
17018760	MS5 HAP CARES ACT COVID-19	(774,497)	0	0	0
	TOTAL EXPENDITURES	(774,497)	0	0	0
OPERATING EXPENSES		ACTUAL FY 21-22	ACTUAL FY 22-23	ADOPTED FY 23-24	PROPOSED FY 24-25
69000	MISCELLANEOUS	(774,497)	0	0	0
	TOTAL	(774,497)	0	0	0

MS5 HAP CARES ACT COVID-19

COMMUNITY DEVELOPMENT		ACCOUNTING UNIT			
MS5 HAP CARES ACT COVID-19		17018002			
Account Code	LINE ITEM RESOURCES	ACTUAL FY 21-22	ACTUAL FY 22-23	ADOPTED FY 23-24	PROPOSED FY 24-25
52008	Federal Grant-Direct COVID	(205,288)	0	0	0
	SUBTOTAL REVENUES	(205,288)	0	0	0
	TOTAL	(205,288)	0	0	0

MS5 HAP CARES ACT COVID-19

COMMUNITY DEVELOPMENT		ACCOUNTING UNIT			
MS5 HAP CARES ACT COVID-19		17018760			
Account Code	LINE ITEM RESOURCES	ACTUAL FY 21-22	ACTUAL FY 22-23	ADOPTED FY 23-24	PROPOSED FY 24-25
69158	Housing Assist Pmt	(774,497)	0	0	0
	SUBTOTAL MISCELLANEOUS	(774,497)	0	0	0
	TOTAL	(774,497)	0	0	0

**EMERGENCY RENTAL ASSISTANCE PG
DEPARTMENT RESOURCE SUMMARY**

COMMUNITY DEVELOPMENT

ACTIVITIES		ACTUAL FY 21-22	ACTUAL FY 22-23	ADOPTED FY 23-24	PROPOSED FY 24-25
REVENUES					
52008	Federal Grant-Direct COVID	21,664,913	(1,724,610)	0	0
52009	Federal Grant-Indirect COVID	0	6,893,979	0	0
58000	Earning On Investments	49,495	31,906	0	0
58002	Net Increase (Decrease) In Fai	(25,591)	0	0	0
	TOTAL REVENUES	21,688,817	5,201,275	0	0
EXPENDITURES					
17718700	EMERGENCY RENTAL ASSISTANCE PROGRAM	6,414,753	86,522	0	36,060
17718701	EMERGENCY RENTAL ASSISTANCE 2	13,378,357	60,672	0	50,890
17718702	EMERGENCY RENTAL ASSTCE 2-STATE	0	5,022,175	0	54,680
	TOTAL EXPENDITURES	19,793,109	5,169,369	0	141,630
OPERATING EXPENSES		ACTUAL FY 21-22	ACTUAL FY 22-23	ADOPTED FY 23-24	PROPOSED FY 24-25
61000	SALARIES & BENEFITS	184,426	166,455	0	0
62000	CONTRACTUALS	62,124	60,904	0	0
63000	COMMODITIES	313	636	0	0
65000	FIXED CHARGES	0	28,277	0	0
69000	MISCELLANEOUS	19,546,246	4,913,096	0	141,630
	TOTAL	19,793,109	5,169,369	0	141,630

EMERGENCY RENTAL ASSISTANCE PG

COMMUNITY DEVELOPMENT

ACCOUNTING UNIT

EMERGENCY RENTAL ASSISTANCE PROGRAM

17718002

Account Code	LINE ITEM RESOURCES	ACTUAL FY 21-22	ACTUAL FY 22-23	ADOPTED FY 23-24	PROPOSED FY 24-25
52008	Federal Grant-Direct COVID	21,664,913	(1,724,610)	0	0
52009	Federal Grant-Indirect COVID	0	6,893,979	0	0
58000	Earning On Investments	49,495	31,906	0	0
58002	Net Increase (Decrease) In Fai	(25,591)	0	0	0
	SUBTOTAL REVENUES	21,688,817	5,201,275	0	0
	TOTAL	21,688,817	5,201,275	0	0

EMERGENCY RENTAL ASSISTANCE PG

COMMUNITY DEVELOPMENT

ACCOUNTING UNIT

EMERGENCY RENTAL ASSISTANCE PROGRAM

17718700

Account Code	LINE ITEM RESOURCES	ACTUAL FY 21-22	ACTUAL FY 22-23	ADOPTED FY 23-24	PROPOSED FY 24-25
61000	Salaries Regular	17,790	0	0	0
61020	Salaries Part-Time	778	0	0	0
61040	Salaries Overtime	1,666	0	0	0
61100	Retirement-Employer Normal Cost	783	0	0	0
61110	Part-Time Retirement	29	0	0	0
61120	Medicare Insurance	285	0	0	0
61130	Health Insurance	3,009	0	0	0
	SUBTOTAL SALARIES & BENEFITS	24,341	0	0	0
62300	Contract Services-Professional	1,825	0	0	0
	SUBTOTAL CONTRACTUALS	1,825	0	0	0
69011	Reserve Appropriation	0	0	0	36,060
69135	Payment to Subagent	6,388,587	86,522	0	0
	SUBTOTAL MISCELLANEOUS	6,388,587	86,522	0	36,060
	TOTAL	6,414,753	86,522	0	36,060

EMERGENCY RENTAL ASSISTANCE PG

COMMUNITY DEVELOPMENT

ACCOUNTING UNIT

EMERGENCY RENTAL ASSISTANCE 2

17718701

Account Code	LINE ITEM RESOURCES	ACTUAL FY 21-22	ACTUAL FY 22-23	ADOPTED FY 23-24	PROPOSED FY 24-25
61000	Salaries Regular	89,771	33,899	0	0
61010	Salaries Cash Out/Separation	395	0	0	0
61020	Salaries Part-Time	31,393	0	0	0
61040	Salaries Overtime	16,517	3,320	0	0
61100	Retirement-Employer Normal Cost	3,789	1,586	0	0
61102	Retirement- Employer Unfunded- Miscellaneous	0	3,676	0	0
61110	Part-Time Retirement	1,177	0	0	0
61120	Medicare Insurance	1,974	550	0	0
61130	Health Insurance	15,070	7,464	0	0
61180	Worker Compensation Insurance	0	2,113	0	0
	SUBTOTAL SALARIES & BENEFITS	160,085	52,606	0	0
62010	Communications	305	170	0	0
62300	Contract Services-Professional	14,657	485	0	0
62302	Contracted Vendor Personnel Services	45,337	1,710	0	0
	SUBTOTAL CONTRACTUALS	60,299	2,365	0	0
63001	Miscellaneous Operating Expenses	313	0	0	0
	SUBTOTAL COMMODITIES	313	0	0	0
65100	Insurance Charges	0	2,521	0	0
65105	Benefits Overhead	0	375	0	0
65400	Indirect Costs	0	5,619	0	0
	SUBTOTAL FIXED CHARGES	0	8,515	0	0
69011	Reserve Appropriation	0	0	0	50,890
69135	Payment to Subagent	13,157,659	(2,814)	0	0
	SUBTOTAL MISCELLANEOUS	13,157,659	(2,814)	0	50,890
	TOTAL	13,378,357	60,672	0	50,890

EMERGENCY RENTAL ASSISTANCE PG

COMMUNITY DEVELOPMENT		ACCOUNTING UNIT			
EMERGENCY RNTAL ASSTCE 2-STATE		17718702			
Account Code	LINE ITEM RESOURCES	ACTUAL FY 21-22	ACTUAL FY 22-23	ADOPTED FY 23-24	PROPOSED FY 24-25
61000	Salaries Regular	0	55,735	0	0
61020	Salaries Part-Time	0	15,233	0	0
61040	Salaries Overtime	0	18,776	0	0
61100	Retirement-Employer Normal Cost	0	2,307	0	0
61102	Retirement- Employer Unfunded- Miscellaneous	0	5,350	0	0
61110	Part-Time Retirement	0	561	0	0
61120	Medicare Insurance	0	1,282	0	0
61130	Health Insurance	0	9,913	0	0
61180	Worker Compensation Insurance	0	4,692	0	0
	SUBTOTAL SALARIES & BENEFITS	0	113,849	0	0
62010	Communications	0	196	0	0
62130	Tuition Reimbursement	0	62	0	0
62300	Contract Services-Professional	0	46,786	0	0
62302	Contracted Vendor Personnel Services	0	11,495	0	0
	SUBTOTAL CONTRACTUALS	0	58,540	0	0
63001	Miscellaneous Operating Expenses	0	636	0	0
	SUBTOTAL COMMODITIES	0	636	0	0
65100	Insurance Charges	0	5,605	0	0
65105	Benefits Overhead	0	833	0	0
65400	Indirect Costs	0	13,324	0	0
	SUBTOTAL FIXED CHARGES	0	19,762	0	0
69011	Reserve Appropriation	0	0	0	54,680
69135	Payment to Subagent	0	4,829,388	0	0
	SUBTOTAL MISCELLANEOUS	0	4,829,388	0	54,680
	TOTAL	0	5,022,175	0	54,680

**EHV HAP
DEPARTMENT RESOURCE SUMMARY**

COMMUNITY DEVELOPMENT

ACTIVITIES	ACTUAL FY 21-22	ACTUAL FY 22-23	ADOPTED FY 23-24	PROPOSED FY 24-25
REVENUES				
52011 Federal Direct - ARPA EHV HAP	548,705	840,705	1,725,390	1,850,000
TOTAL REVENUES	548,705	840,705	1,725,390	1,850,000
EXPENDITURES				
17918760 EHV HAP	132,291	1,284,998	1,130,290	1,850,000
TOTAL EXPENDITURES	132,291	1,284,998	1,130,290	1,850,000
OPERATING EXPENSES	ACTUAL FY 21-22	ACTUAL FY 22-23	ADOPTED FY 23-24	PROPOSED FY 24-25
69000 MISCELLANEOUS	132,291	1,284,998	1,130,290	1,850,000
TOTAL	132,291	1,284,998	1,130,290	1,850,000

EHV HAP

COMMUNITY DEVELOPMENT

ACCOUNTING UNIT

EHV HAP

17918002

Account Code	LINE ITEM RESOURCES	ACTUAL FY 21-22	ACTUAL FY 22-23	ADOPTED FY 23-24	PROPOSED FY 24-25
52011	Federal Direct - ARPA EHV HAP	548,705	840,705	1,725,390	1,850,000
	SUBTOTAL REVENUES	548,705	840,705	1,725,390	1,850,000
	TOTAL	548,705	840,705	1,725,390	1,850,000

EHV HAP

COMMUNITY DEVELOPMENT		ACCOUNTING UNIT			
EHV HAP		17918760			
Account Code	LINE ITEM RESOURCES	ACTUAL FY 21-22	ACTUAL FY 22-23	ADOPTED FY 23-24	PROPOSED FY 24-25
69158	Housing Assist Pmt	132,291	1,283,525	1,130,290	1,850,000
69162	Port Out HAP	0	1,473	0	0
	SUBTOTAL MISCELLANEOUS	132,291	1,284,998	1,130,290	1,850,000
	TOTAL	132,291	1,284,998	1,130,290	1,850,000

**EHV ADMIN FEES
DEPARTMENT RESOURCE SUMMARY**

COMMUNITY DEVELOPMENT

ACTIVITIES		ACTUAL FY 21-22	ACTUAL FY 22-23	ADOPTED FY 23-24	PROPOSED FY 24-25
REVENUES					
52004	HCV - Additional Admin Fee	1,247	5,516	0	5,200
52012	Federal Direct - ARPA EHV Admin Fees	47,172	74,260	0	200,000
52013	Federal Direct- ARPA EHV Preliminary Fees	35,600	0	0	0
52014	Federal Direct - ARPA EHV Service Fees	0	265,260	0	0
52015	Federal Direct-ARPA EHV Placement Fees	1,600	4,900	0	0
57000	Expense Reimbursement	26,744	0	0	0
	TOTAL REVENUES	112,363	349,936	0	205,200
EXPENDITURES					
18018760	EHV ADMIN FEES	83,252	342,390	140,060	183,910
	TOTAL EXPENDITURES	83,252	342,390	140,060	183,910
OPERATING EXPENSES		ACTUAL FY 21-22	ACTUAL FY 22-23	ADOPTED FY 23-24	PROPOSED FY 24-25
61000	SALARIES & BENEFITS	53,840	55,730	116,890	125,460
62000	CONTRACTUALS	0	1,704	1,150	0
63000	COMMODITIES	130	0	0	0
65000	FIXED CHARGES	4,337	9,323	22,020	23,450
66000	CAPITAL	0	750	0	0
69000	MISCELLANEOUS	24,944	274,884	0	35,000
	TOTAL	83,252	342,390	140,060	183,910

EHV ADMIN FEES

COMMUNITY DEVELOPMENT		ACCOUNTING UNIT			
EHV ADMIN FEES		18018002			
Account Code	LINE ITEM RESOURCES	ACTUAL FY 21-22	ACTUAL FY 22-23	ADOPTED FY 23-24	PROPOSED FY 24-25
52004	HCV - Additional Admin Fee	1,247	5,516	0	5,200
52012	Federal Direct - ARPA EHV Admin Fees	47,172	74,260	0	200,000
52013	Federal Direct- ARPA EHV Preliminary Fees	35,600	0	0	0
52014	Federal Direct - ARPA EHV Service Fees	0	265,260	0	0
52015	Federal Direct-ARPA EHV Placement Fees	1,600	4,900	0	0
57000	Expense Reimbursement	26,744	0	0	0
	SUBTOTAL REVENUES	112,363	349,936	0	205,200
	TOTAL	112,363	349,936	0	205,200

EHV ADMIN FEES

COMMUNITY DEVELOPMENT		ACCOUNTING UNIT			
EHV ADMIN FEES		18018760			
Account Code	LINE ITEM RESOURCES	ACTUAL FY 21-22	ACTUAL FY 22-23	ADOPTED FY 23-24	PROPOSED FY 24-25
61000	Salaries Regular	40,504	34,973	77,600	87,380
61040	Salaries Overtime	882	0	0	0
61100	Retirement-Employer Normal Cost	1,583	2,882	6,040	6,570
61102	Retirement- Employer Unfunded- Miscellaneous	0	6,683	6,760	8,250
61120	Medicare Insurance	599	515	1,110	1,270
61130	Health Insurance	10,272	8,492	22,950	19,230
61170	Retiree Health Benefits	0	0	0	830
61180	Worker Compensation Insurance	0	2,185	2,430	1,930
	SUBTOTAL SALARIES & BENEFITS	53,840	55,730	116,890	125,460
62010	Communications	0	0	1,150	0
62300	Contract Services-Professional	0	1,652	0	0
62400	Auditor Fee	0	52	0	0
	SUBTOTAL CONTRACTUALS	0	1,704	1,150	0
63001	Miscellaneous Operating Expenses	130	0	0	0
	SUBTOTAL COMMODITIES	130	0	0	0
65040	IT Maintenance Charge	0	0	5,690	5,940
65055	Communications- Landlines	0	0	0	830
65100	Insurance Charges	0	2,609	2,760	2,420
65105	Benefits Overhead	0	388	420	350
65400	Indirect Costs	4,337	6,327	13,150	13,910
	SUBTOTAL FIXED CHARGES	4,337	9,323	22,020	23,450
66511	Computer Software Subscriptions	0	750	0	0
	SUBTOTAL CAPITAL	0	750	0	0
69131	Mobility-Inspection Fee Paid	900	3,825	0	5,000
69132	Mobility-Inspection Fee Receiv	0	(4,350)	0	0
69133	Ports Out-Administrative Pay	0	377	0	0
69134	Portprop in received HAP/ADM	0	(83,100)	0	0
69135	Payment to Subagent	0	265,260	0	0
69167	Portprop Disbursement	24,044	92,871	0	30,000
	SUBTOTAL MISCELLANEOUS	24,944	274,884	0	35,000
	TOTAL	83,252	342,390	140,060	183,910

**American Rescue Plan Act
DEPARTMENT RESOURCE SUMMARY**

COMMUNITY DEVELOPMENT

ACTIVITIES	ACTUAL FY 21-22	ACTUAL FY 22-23	ADOPTED FY 23-24	PROPOSED FY 24-25
EXPENDITURES				
18118013 ARPA- CDA	7,791,943	4,176,867	5,462,590	356,190
TOTAL EXPENDITURES	7,791,943	4,176,867	5,462,590	356,190
OPERATING EXPENSES	ACTUAL FY 21-22	ACTUAL FY 22-23	ADOPTED FY 23-24	PROPOSED FY 24-25
61000 SALARIES & BENEFITS	350,979	198,681	460,770	286,780
62000 CONTRACTUALS	423,759	750,293	220,600	0
63000 COMMODITIES	6,027,160	(153,724)	0	0
65000 FIXED CHARGES	4,616	11,886	97,740	69,410
66000 CAPITAL	0	203	0	0
69000 MISCELLANEOUS	985,430	3,369,528	4,683,480	0
TOTAL	7,791,943	4,176,867	5,462,590	356,190

American Rescue Plan Act

COMMUNITY DEVELOPMENT		ACCOUNTING UNIT			
ARPA- CDA		18118013			
Account Code	LINE ITEM RESOURCES	ACTUAL FY 21-22	ACTUAL FY 22-23	ADOPTED FY 23-24	PROPOSED FY 24-25
61000	Salaries Regular	71,007	116,998	338,090	182,500
61020	Salaries Part-Time	45,823	26,320	0	12,340
61040	Salaries Overtime	210,527	1,469	0	0
61100	Retirement-Employer Normal Cost	5,299	4,930	28,090	17,290
61102	Retirement- Employer Unfunded- Miscellaneous	0	10,329	8,010	14,610
61110	Part-Time Retirement	1,562	985	0	470
61120	Medicare Insurance	1,852	2,024	4,880	2,820
61130	Health Insurance	14,909	26,957	74,710	47,080
61170	Retiree Health Benefits	0	0	0	1,770
61180	Worker Compensation Insurance	0	8,670	6,990	7,900
	SUBTOTAL SALARIES & BENEFITS	350,979	198,681	460,770	286,780
62010	Communications	310	1,530	6,310	0
62012	Cellular Phone Charges	0	31	0	0
62120	Training, Transportation, Meetings	0	318	0	0
62130	Tuition Reimbursement	0	11	0	0
62140	Membership, Subscription & Dues	90	140	0	0
62200	Advertising	460	0	0	0
62300	Contract Services-Professional	420,401	746,905	214,290	0
62302	Contracted Vendor Personnel Services	0	1,358	0	0
62500	Rent Payments	2,498	0	0	0
	SUBTOTAL CONTRACTUALS	423,759	750,293	220,600	0
63001	Miscellaneous Operating Expenses	6,027,160	(153,724)	0	0
	SUBTOTAL COMMODITIES	6,027,160	(153,724)	0	0
65040	IT Maintenance Charge	0	0	31,290	23,750
65055	Communications- Landlines	0	0	0	3,310
65100	Insurance Charges	0	10,348	7,970	9,900
65105	Benefits Overhead	0	1,538	1,210	1,430
65205	Internal Departments Personnel	4,616	0	0	0
65400	Indirect Costs	0	0	57,270	31,020
	SUBTOTAL FIXED CHARGES	4,616	11,886	97,740	69,410
66511	Computer Software Subscriptions	0	203	0	0
	SUBTOTAL CAPITAL	0	203	0	0
69011	Reserve Appropriation	0	0	4,683,480	0
69135	Payment to Subagent	955,430	2,122,373	0	0
69152	Loans & Grants	30,000	1,247,155	0	0
	SUBTOTAL MISCELLANEOUS	985,430	3,369,528	4,683,480	0
	TOTAL	7,791,943	4,176,867	5,462,590	356,190

**HOME-ARP PROGRAM
DEPARTMENT RESOURCE SUMMARY**

COMMUNITY DEVELOPMENT

ACTIVITIES	ACTUAL FY 21-22	ACTUAL FY 22-23	ADOPTED FY 23-24	PROPOSED FY 24-25
REVENUES				
52008 Federal Grant-Direct COVID	0	3,922,656	0	64,090
TOTAL REVENUES	0	3,922,656	0	64,090
EXPENDITURES				
18218780 HOME-ARP PROGRAM	0	3,938,163	2,894,800	64,090
TOTAL EXPENDITURES	0	3,938,163	2,894,800	64,090
OPERATING EXPENSES	ACTUAL FY 21-22	ACTUAL FY 22-23	ADOPTED FY 23-24	PROPOSED FY 24-25
61000 SALARIES & BENEFITS	0	52,191	28,860	53,520
62000 CONTRACTUALS	0	85,971	290	0
63000 COMMODITIES	0	65	0	0
65000 FIXED CHARGES	0	8,239	5,290	10,570
69000 MISCELLANEOUS	0	3,791,697	2,860,360	0
TOTAL	0	3,938,163	2,894,800	64,090

HOME-ARP PROGRAM

COMMUNITY DEVELOPMENT		ACCOUNTING UNIT			
HOME-ARP PROGRAM		18218002			
Account Code	LINE ITEM RESOURCES	ACTUAL FY 21-22	ACTUAL FY 22-23	ADOPTED FY 23-24	PROPOSED FY 24-25
52008	Federal Grant-Direct COVID	0	3,922,656	0	64,090
	SUBTOTAL REVENUES	0	3,922,656	0	64,090
	TOTAL	0	3,922,656	0	64,090

HOME-ARP PROGRAM

COMMUNITY DEVELOPMENT		ACCOUNTING UNIT			
HOME-ARP PROGRAM		18218780			
Account Code	LINE ITEM RESOURCES	ACTUAL FY 21-22	ACTUAL FY 22-23	ADOPTED FY 23-24	PROPOSED FY 24-25
61000	Salaries Regular	0	35,005	22,710	38,380
61040	Salaries Overtime	0	112	0	0
61100	Retirement-Employer Normal Cost	0	3,154	2,850	4,690
61102	Retirement- Employer Unfunded- Miscellaneous	0	7,312	40	150
61120	Medicare Insurance	0	533	330	560
61130	Health Insurance	0	3,886	2,910	7,420
61170	Retiree Health Benefits	0	0	0	390
61180	Worker Compensation Insurance	0	2,190	20	1,930
	SUBTOTAL SALARIES & BENEFITS	0	52,191	28,860	53,520
62010	Communications	0	0	290	0
62200	Advertising	0	7,488	0	0
62300	Contract Services-Professional	0	77,886	0	0
62302	Contracted Vendor Personnel Services	0	345	0	0
62400	Auditor Fee	0	63	0	0
62600	Parking Validation	0	70	0	0
62700	Auto Expense	0	120	0	0
	SUBTOTAL CONTRACTUALS	0	85,971	290	0
63001	Miscellaneous Operating Expenses	0	65	0	0
	SUBTOTAL COMMODITIES	0	65	0	0
65040	IT Maintenance Charge	0	0	1,420	1,480
65055	Communications- Landlines	0	0	0	210
65100	Insurance Charges	0	2,610	20	2,420
65105	Benefits Overhead	0	389	0	350
65400	Indirect Costs	0	5,239	3,850	6,110
	SUBTOTAL FIXED CHARGES	0	8,239	5,290	10,570
69152	Loans & Grants	0	3,791,697	2,860,360	0
	SUBTOTAL MISCELLANEOUS	0	3,791,697	2,860,360	0
	TOTAL	0	3,938,163	2,894,800	64,090

**ARPA - CA FOR ALL YOUTH WDP
DEPARTMENT RESOURCE SUMMARY**

COMMUNITY DEVELOPMENT

ACTIVITIES		ACTUAL FY 21-22	ACTUAL FY 22-23	ADOPTED FY 23-24	PROPOSED FY 24-25
REVENUES					
52009	Federal Grant-Indirect COVID	0	556,400	193,340	1,165,940
	TOTAL REVENUES	0	556,400	193,340	1,165,940
EXPENDITURES					
18318763	ARPA - CA FOR ALL YOUTH WDP	0	1,172,272	193,340	1,237,580
	TOTAL EXPENDITURES	0	1,172,272	193,340	1,237,580
OPERATING EXPENSES		ACTUAL FY 21-22	ACTUAL FY 22-23	ADOPTED FY 23-24	PROPOSED FY 24-25
61000	SALARIES & BENEFITS	0	757,861	173,970	877,880
62000	CONTRACTUALS	0	36,053	0	53,030
63000	COMMODITIES	0	1,678	0	1,150
65000	FIXED CHARGES	0	40,759	19,370	53,520
69000	MISCELLANEOUS	0	335,920	0	252,000
	TOTAL	0	1,172,272	193,340	1,237,580

ARPA - CA FOR ALL YOUTH WDP

COMMUNITY DEVELOPMENT		ACCOUNTING UNIT			
ARPA - CA FOR ALL YOUTH WDP		18318002			
Account Code	LINE ITEM RESOURCES	ACTUAL FY 21-22	ACTUAL FY 22-23	ADOPTED FY 23-24	PROPOSED FY 24-25
52009	Federal Grant-Indirect COVID	0	556,400	193,340	1,165,940
	SUBTOTAL REVENUES	0	556,400	193,340	1,165,940
	TOTAL	0	556,400	193,340	1,165,940

ARPA - CA FOR ALL YOUTH WDP

COMMUNITY DEVELOPMENT		ACCOUNTING UNIT			
ARPA - CA FOR ALL YOUTH WDP		18318763			
Account Code	LINE ITEM RESOURCES	ACTUAL FY 21-22	ACTUAL FY 22-23	ADOPTED FY 23-24	PROPOSED FY 24-25
61000	Salaries Regular	0	166,645	113,180	171,210
61020	Salaries Part-Time	0	1,796	1,140	41,720
61030	Salaries Participant	0	455,813	0	500,000
61040	Salaries Overtime	0	745	0	0
61100	Retirement-Employer Normal Cost	0	13,100	14,210	20,280
61102	Retirement- Employer Unfunded- Miscellaneous	0	30,371	20,460	39,610
61110	Part-Time Retirement	0	17,161	40	20,310
61120	Medicare Insurance	0	8,977	1,660	10,310
61130	Health Insurance	0	31,472	23,280	63,470
61170	Retiree Health Benefits	0	0	0	1,690
61180	Worker Compensation Insurance	0	31,781	0	9,280
	SUBTOTAL SALARIES & BENEFITS	0	757,861	173,970	877,880
62010	Communications	0	850	0	0
62120	Training, Transportation, Meetings	0	3,316	0	0
62300	Contract Services-Professional	0	1,707	0	5,000
62500	Rent Payments	0	29,480	0	47,730
62600	Parking Validation	0	700	0	300
	SUBTOTAL CONTRACTUALS	0	36,053	0	53,030
63001	Miscellaneous Operating Expenses	0	1,504	0	1,000
63300	Gas & Diesel	0	175	0	150
	SUBTOTAL COMMODITIES	0	1,678	0	1,150
65010	Rental City Equipment	0	1,812	0	0
65012	Accident Repair & Replacement	0	47	0	0
65040	IT Maintenance Charge	0	0	0	11,870
65055	Communications- Landlines	0	0	0	1,650
65100	Insurance Charges	0	12,284	0	11,630
65105	Benefits Overhead	0	1,826	0	1,680
65400	Indirect Costs	0	24,791	19,370	26,690
	SUBTOTAL FIXED CHARGES	0	40,759	19,370	53,520
69135	Payment to Subagent	0	333,680	0	250,000
69143	Transportation Pass for Partic	0	2,040	0	1,000
69144	Client Support Services	0	200	0	1,000
	SUBTOTAL MISCELLANEOUS	0	335,920	0	252,000
	TOTAL	0	1,172,272	193,340	1,237,580

**RENT STABILIZATION
DEPARTMENT RESOURCE SUMMARY**

COMMUNITY DEVELOPMENT

ACTIVITIES	ACTUAL FY 21-22	ACTUAL FY 22-23	ADOPTED FY 23-24	PROPOSED FY 24-25
REVENUES				
53833 Rental Registry Fee	0	0	3,245,000	1,452,700
TOTAL REVENUES	0	0	3,245,000	1,452,700
EXPENDITURES				
18518700 RENT STABILIZATION	0	0	2,823,640	2,951,380
TOTAL EXPENDITURES	0	0	2,823,640	2,951,380
OPERATING EXPENSES	ACTUAL FY 21-22	ACTUAL FY 22-23	ADOPTED FY 23-24	PROPOSED FY 24-25
61000 SALARIES & BENEFITS	0	0	1,366,350	1,297,110
62000 CONTRACTUALS	0	0	1,281,330	1,428,460
63000 COMMODITIES	0	0	10,500	10,500
65000 FIXED CHARGES	0	0	165,460	215,310
TOTAL	0	0	2,823,640	2,951,380

RENT STABILIZATION

COMMUNITY DEVELOPMENT		ACCOUNTING UNIT			
RENT STABILIZATION REVENUE		18518002			
Account Code	LINE ITEM RESOURCES	ACTUAL FY 21-22	ACTUAL FY 22-23	ADOPTED FY 23-24	PROPOSED FY 24-25
53833	Rental Registry Fee	0	0	3,245,000	1,452,700
	SUBTOTAL REVENUES	0	0	3,245,000	1,452,700
	TOTAL	0	0	3,245,000	1,452,700

RENT STABILIZATION

COMMUNITY DEVELOPMENT		ACCOUNTING UNIT			
RENT STABILIZATION		18518700			
Account Code	LINE ITEM RESOURCES	ACTUAL FY 21-22	ACTUAL FY 22-23	ADOPTED FY 23-24	PROPOSED FY 24-25
61000	Salaries Regular	0	0	976,720	757,660
61100	Retirement-Employer Normal Cost	0	0	116,410	138,270
61120	Medicare Insurance	0	0	13,430	20,510
61130	Health Insurance	0	0	256,290	366,840
61170	Retiree Health Benefits	0	0	3,500	13,830
	SUBTOTAL SALARIES & BENEFITS	0	0	1,366,350	1,297,110
62012	Cellular Phone Charges	0	0	3,600	3,600
62120	Training, Transportation, Meetings	0	0	10,000	10,000
62130	Tuition Reimbursement	0	0	1,500	0
62140	Membership, Subscription & Dues	0	0	2,500	2,500
62200	Advertising	0	0	5,000	5,000
62300	Contract Services-Professional	0	0	1,173,020	1,321,900
62500	Rent Payments	0	0	85,210	85,210
62600	Parking Validation	0	0	250	250
62700	Auto Expense	0	0	250	0
	SUBTOTAL CONTRACTUALS	0	0	1,281,330	1,428,460
63001	Miscellaneous Operating Expenses	0	0	10,500	10,500
	SUBTOTAL COMMODITIES	0	0	10,500	10,500
65040	IT Maintenance Charge	0	0	0	83,120
65055	Communications- Landlines	0	0	0	11,570
65400	Indirect Costs	0	0	165,460	120,620
	SUBTOTAL FIXED CHARGES	0	0	165,460	215,310
	TOTAL	0	0	2,823,640	2,951,380

**INCLUSIONARY HOUSING FEE
DEPARTMENT RESOURCE SUMMARY**

COMMUNITY DEVELOPMENT

ACTIVITIES		ACTUAL FY 21-22	ACTUAL FY 22-23	ADOPTED FY 23-24	PROPOSED FY 24-25
REVENUES					
53822	Density Bonus Setup Fee	22,097	31,751	0	0
53902	Misc Service Charge	2,238	1,740	1,500	1,500
56900	Principal Repayment	0	40,000	0	0
57000	Expense Reimbursement	1,000	1,000	0	0
57896	Inclusionary Housing Fees	6,932,760	0	0	0
57990	Miscellaneous Income	0	44,150	0	0
58000	Earning On Investments	115,599	136,705	70,000	70,000
58002	Net Increase (Decrease) In Fai	(1,059,795)	1,059,795	0	0
	TOTAL REVENUES	6,013,899	1,315,141	71,500	71,500
EXPENDITURES					
41718820	INCLUSIONARY HOUSING FEE	1,097,044	1,413,105	1,584,530	2,356,310
	TOTAL EXPENDITURES	1,097,044	1,413,105	1,584,530	2,356,310
OPERATING EXPENSES		ACTUAL FY 21-22	ACTUAL FY 22-23	ADOPTED FY 23-24	PROPOSED FY 24-25
61000	SALARIES & BENEFITS	230,857	378,183	334,560	391,620
62000	CONTRACTUALS	160,896	260,458	118,800	623,810
63000	COMMODITIES	183,250	161,711	19,550	20,000
65000	FIXED CHARGES	52,629	74,894	84,090	93,400
66000	CAPITAL	421,319	19,301	0	0
68000	TRANSFERS	2,520	9,814	7,530	10,380
69000	MISCELLANEOUS	45,573	508,744	1,020,000	1,217,100
	TOTAL	1,097,044	1,413,105	1,584,530	2,356,310

INCLUSIONARY HOUSING FEE

COMMUNITY DEVELOPMENT		ACCOUNTING UNIT			
INCLUSIONARY HOUSING FEE		41718002			
Account Code	LINE ITEM RESOURCES	ACTUAL FY 21-22	ACTUAL FY 22-23	ADOPTED FY 23-24	PROPOSED FY 24-25
53822	Density Bonus Setup Fee	22,097	31,751	0	0
53902	Misc Service Charge	2,238	1,740	1,500	1,500
56900	Principal Repayment	0	40,000	0	0
57000	Expense Reimbursement	1,000	1,000	0	0
57896	Inclusionary Housing Fees	6,932,760	0	0	0
57990	Miscellaneous Income	0	44,150	0	0
58000	Earning On Investments	115,599	136,705	70,000	70,000
58002	Net Increase (Decrease) In Fai	(1,059,795)	1,059,795	0	0
	SUBTOTAL REVENUES	6,013,899	1,315,141	71,500	71,500
	TOTAL	6,013,899	1,315,141	71,500	71,500

INCLUSIONARY HOUSING FEE

COMMUNITY DEVELOPMENT		ACCOUNTING UNIT			
INCLUSIONARY HOUSING FEE		41718820			
Account Code	LINE ITEM RESOURCES	ACTUAL FY 21-22	ACTUAL FY 22-23	ADOPTED FY 23-24	PROPOSED FY 24-25
61000	Salaries Regular	149,544	245,880	221,660	262,400
61010	Salaries Cash Out/Separation	47	0	0	0
61020	Salaries Part-Time	0	0	0	1,300
61040	Salaries Overtime	1,441	14,705	2,500	2,500
61100	Retirement-Employer Normal Cost	9,688	19,497	17,940	22,970
61102	Retirement- Employer Unfunded- Miscellaneous	33,352	45,202	43,630	35,180
61110	Part-Time Retirement	0	0	0	40
61120	Medicare Insurance	2,193	3,665	3,220	3,790
61130	Health Insurance	20,093	34,361	26,840	41,600
61170	Retiree Health Benefits	0	0	900	2,510
61180	Worker Compensation Insurance	14,500	14,873	17,870	19,330
	SUBTOTAL SALARIES & BENEFITS	230,857	378,183	334,560	391,620
62010	Communications	351	510	2,750	500
62120	Training, Transportation, Meetings	1,324	12,126	6,070	11,070
62130	Tuition Reimbursement	780	991	0	1,500
62140	Membership, Subscription & Dues	1,420	1,425	3,640	4,640
62200	Advertising	2,774	0	2,000	3,000
62300	Contract Services-Professional	109,739	225,943	66,490	500,000
62302	Contracted Vendor Personnel Services	38,170	19,202	37,750	100,000
62400	Auditor Fee	6,264	0	0	0
62600	Parking Validation	26	92	0	2,500
62700	Auto Expense	50	170	100	600
	SUBTOTAL CONTRACTUALS	160,896	260,458	118,800	623,810
63001	Miscellaneous Operating Expenses	183,250	161,711	19,550	20,000
	SUBTOTAL COMMODITIES	183,250	161,711	19,550	20,000
65000	Building Rental	7,390	8,990	8,990	10,110
65040	IT Maintenance Charge	10,080	7,530	13,650	11,580
65055	Communications- Landlines	0	0	0	1,610
65100	Insurance Charges	15,910	17,752	20,370	24,220
65105	Benefits Overhead	630	2,639	3,100	3,500
65210	Delivery Charges	380	0	0	0
65400	Indirect Costs	18,239	37,983	37,980	42,380
	SUBTOTAL FIXED CHARGES	52,629	74,894	84,090	93,400
66400	Machinery & Equipment	421,319	18,379	0	0
66511	Computer Software Subscriptions	0	922	0	0
	SUBTOTAL CAPITAL	421,319	19,301	0	0
68001	POB Misc Xfer to Fund 406	2,520	9,814	7,530	10,380
	SUBTOTAL TRANSFERS	2,520	9,814	7,530	10,380
69135	Payment to Subagent	45,573	0	0	0
69152	Loans & Grants	0	0	1,020,000	1,217,100
69157	Bad Debt Expense - Loans	0	508,744	0	0
	SUBTOTAL MISCELLANEOUS	45,573	508,744	1,020,000	1,217,100
	TOTAL	1,097,044	1,413,105	1,584,530	2,356,310

**CDA - PEEBLER CAPITAL FUND
DEPARTMENT RESOURCE SUMMARY**

COMMUNITY DEVELOPMENT

ACTIVITIES		ACTUAL FY 21-22	ACTUAL FY 22-23	ADOPTED FY 23-24	PROPOSED FY 24-25
REVENUES					
52025	State Grants-Direct	1,288,000	203,667	0	0
58000	Earning On Investments	15,794	1,638	0	0
	TOTAL REVENUES	1,303,794	205,305	0	0
EXPENDITURES					
41818830	PEEBLER FUND CAPITAL PROJECTS	2,341,956	1,271,799	0	0
41818831	SOUTH MAIN REDEVELOPMENT PROJ	1,952,423	0	0	0
41818832	AFFORDABLE HOUSING AHSC PRGM	178,888	36,826	0	0
	TOTAL EXPENDITURES	4,473,266	1,308,625	0	0
OPERATING EXPENSES		ACTUAL FY 21-22	ACTUAL FY 22-23	ADOPTED FY 23-24	PROPOSED FY 24-25
66000	CAPITAL	4,473,266	1,286,125	0	0
69000	MISCELLANEOUS	0	22,500	0	0
	TOTAL	4,473,266	1,308,625	0	0

CDA - PEEBLER CAPITAL FUND

COMMUNITY DEVELOPMENT		ACCOUNTING UNIT			
CDA CAPITAL PROJECTS REVENUE		41818002			
Account Code	LINE ITEM RESOURCES	ACTUAL FY 21-22	ACTUAL FY 22-23	ADOPTED FY 23-24	PROPOSED FY 24-25
52025	State Grants-Direct	1,288,000	203,667	0	0
58000	Earning On Investments	15,794	1,638	0	0
	SUBTOTAL REVENUES	1,303,794	205,305	0	0
	TOTAL	1,303,794	205,305	0	0

CDA - PEEBLER CAPITAL FUND

COMMUNITY DEVELOPMENT		ACCOUNTING UNIT			
PEEBLER FUND CAPITAL PROJECTS		41818830			
Account Code	LINE ITEM RESOURCES	ACTUAL FY 21-22	ACTUAL FY 22-23	ADOPTED FY 23-24	PROPOSED FY 24-25
66220	Improvements Other Than Building	2,341,956	1,271,799	0	0
	SUBTOTAL CAPITAL	2,341,956	1,271,799	0	0
	TOTAL	2,341,956	1,271,799	0	0

CDA - PEEBLER CAPITAL FUND

COMMUNITY DEVELOPMENT		ACCOUNTING UNIT			
SOUTH MAIN REDEVELOPMENT PROJ		41818831			
Account Code	LINE ITEM RESOURCES	ACTUAL FY 21-22	ACTUAL FY 22-23	ADOPTED FY 23-24	PROPOSED FY 24-25
66220	Improvements Other Than Building	1,952,423	0	0	0
	SUBTOTAL CAPITAL	1,952,423	0	0	0
	TOTAL	1,952,423	0	0	0

CDA - PEEBLER CAPITAL FUND

COMMUNITY DEVELOPMENT		ACCOUNTING UNIT			
AFFORDABLE HOUSING AHSC PRGM		41818832			
Account Code	LINE ITEM RESOURCES	ACTUAL FY 21-22	ACTUAL FY 22-23	ADOPTED FY 23-24	PROPOSED FY 24-25
66220	Improvements Other Than Building	178,888	14,326	0	0
	SUBTOTAL CAPITAL	178,888	14,326	0	0
69142	Payment to other Agencies	0	22,500	0	0
	SUBTOTAL MISCELLANEOUS	0	22,500	0	0
	TOTAL	178,888	36,826	0	0

**HOUSING AUTHORITY LMIHF
DEPARTMENT RESOURCE SUMMARY**

COMMUNITY DEVELOPMENT

ACTIVITIES	ACTUAL FY 21-22	ACTUAL FY 22-23	ADOPTED FY 23-24	PROPOSED FY 24-25
REVENUES				
56900 Principal Repayment	30,000	30,000	500,000	250,000
56901 Interest Repayments	346,234	379,922	250,000	380,000
57010 Miscellaneous Recoveries	0	24,101	0	0
57990 Miscellaneous Income	280	0	280	500
58000 Earning On Investments	34,052	49,710	20,000	30,000
TOTAL REVENUES	410,566	483,734	770,280	660,500
EXPENDITURES				
60718810 HOUSING ASSET ADMIN	(568,153)	108,227	378,170	303,610
60718830 HOUSING ASSET CAP PROJECTS	150,000	0	1,656,950	165,700
TOTAL EXPENDITURES	(418,153)	108,227	2,035,120	469,310
OPERATING EXPENSES	ACTUAL FY 21-22	ACTUAL FY 22-23	ADOPTED FY 23-24	PROPOSED FY 24-25
61000 SALARIES & BENEFITS	176,152	87,181	155,580	157,960
62000 CONTRACTUALS	193,595	36,312	71,220	64,500
63000 COMMODITIES	1,086	1,385	6,880	5,500
65000 FIXED CHARGES	43,467	38,342	65,250	65,510
66000 CAPITAL	0	0	70,000	0
68000 TRANSFERS	3,094	12,048	9,240	10,140
69000 MISCELLANEOUS	(835,546)	(67,041)	1,656,950	165,700
TOTAL	(418,153)	108,227	2,035,120	469,310

HOUSING AUTHORITY LMIHF

COMMUNITY DEVELOPMENT

ACCOUNTING UNIT

HOUSING ASSET REVENUES

60718002

Account Code	LINE ITEM RESOURCES	ACTUAL FY 21-22	ACTUAL FY 22-23	ADOPTED FY 23-24	PROPOSED FY 24-25
56900	Principal Repayment	30,000	30,000	500,000	250,000
56901	Interest Repayments	346,234	379,922	250,000	380,000
57010	Miscellaneous Recoveries	0	24,101	0	0
57990	Miscellaneous Income	280	0	280	500
58000	Earning On Investments	34,052	49,710	20,000	30,000
	SUBTOTAL REVENUES	410,566	483,734	770,280	660,500
	TOTAL	410,566	483,734	770,280	660,500

HOUSING AUTHORITY LMIHF

COMMUNITY DEVELOPMENT		ACCOUNTING UNIT			
HOUSING ASSET ADMIN		60718810			
Account Code	LINE ITEM RESOURCES	ACTUAL FY 21-22	ACTUAL FY 22-23	ADOPTED FY 23-24	PROPOSED FY 24-25
61000	Salaries Regular	80,594	63,682	116,220	109,930
61010	Salaries Cash Out/Separation	27,053	0	0	0
61040	Salaries Overtime	31	930	500	500
61100	Retirement-Employer Normal Cost	4,741	3,215	8,650	9,680
61102	Retirement- Employer Unfunded- Miscellaneous	40,986	7,454	5,970	12,240
61120	Medicare Insurance	1,502	904	1,660	1,590
61130	Health Insurance	11,025	7,163	17,320	19,460
61170	Retiree Health Benefits	0	0	440	1,050
61180	Worker Compensation Insurance	10,219	3,834	4,820	3,510
	SUBTOTAL SALARIES & BENEFITS	176,152	87,181	155,580	157,960
62010	Communications	232	0	1,200	500
62012	Cellular Phone Charges	166	0	500	500
62120	Training, Transportation, Meetings	109	0	110	5,000
62130	Tuition Reimbursement	422	299	0	1,500
62140	Membership, Subscription & Dues	11	0	110	100
62200	Advertising	4,015	4,222	4,300	5,000
62251	Other Agency Services	343	174	350	500
62300	Contract Services-Professional	37,993	31,334	63,000	50,000
62302	Contracted Vendor Personnel Services	224	201	1,450	1,000
62600	Parking Validation	0	12	0	150
62700	Auto Expense	80	70	200	250
	SUBTOTAL CONTRACTUALS	43,595	36,312	71,220	64,500
63001	Miscellaneous Operating Expenses	564	533	6,380	5,000
63300	Gas & Diesel	522	852	500	500
	SUBTOTAL COMMODITIES	1,086	1,385	6,880	5,500
65000	Building Rental	5,710	6,940	6,940	7,800
65010	Rental City Equipment	8,664	9,540	15,220	16,420
65011	Equipment Replacement Charges	0	0	10,800	10,800
65012	Accident Repair & Replacement	264	264	200	440
65040	IT Maintenance Charge	7,370	6,970	5,970	6,530
65055	Communications- Landlines	0	0	0	910
65100	Insurance Charges	11,049	4,576	5,500	4,400
65105	Benefits Overhead	380	680	840	630
65210	Delivery Charges	290	0	0	0
65400	Indirect Costs	9,740	9,371	19,780	17,580
	SUBTOTAL FIXED CHARGES	43,467	38,342	65,250	65,510
66410	Vehicle Purchase	0	0	70,000	0
	SUBTOTAL CAPITAL	0	0	70,000	0
68001	POB Misc Xfer to Fund 406	3,094	12,048	9,240	10,140
	SUBTOTAL TRANSFERS	3,094	12,048	9,240	10,140
69157	Bad Debt Expense - Loans	(835,546)	(67,041)	0	0
	SUBTOTAL MISCELLANEOUS	(835,546)	(67,041)	0	0
	TOTAL	(568,153)	108,227	378,170	303,610

HOUSING AUTHORITY LMIHF

COMMUNITY DEVELOPMENT

ACCOUNTING UNIT

HOUSING ASSET CAP PROJECTS

60718830

Account Code	LINE ITEM RESOURCES	ACTUAL FY 21-22	ACTUAL FY 22-23	ADOPTED FY 23-24	PROPOSED FY 24-25
62300	Contract Services-Professional	150,000	0	0	0
	SUBTOTAL CONTRACTUALS	150,000	0	0	0
69152	Loans & Grants	0	0	1,656,950	165,700
	SUBTOTAL MISCELLANEOUS	0	0	1,656,950	165,700
	TOTAL	150,000	0	1,656,950	165,700

**2018 A & B TARB
DEPARTMENT RESOURCE SUMMARY**

COMMUNITY DEVELOPMENT

ACTIVITIES	ACTUAL FY 21-22	ACTUAL FY 22-23	ADOPTED FY 23-24	PROPOSED FY 24-25
REVENUES				
58005 Investment Income-Trustee	12	4,243	0	0
59000-671 Transfer From Fund 671	6,485,477	11,231,394	11,541,790	11,869,190
TOTAL REVENUES	6,485,489	11,235,637	11,541,790	11,869,190
EXPENDITURES				
65518020 2018 A & B TARB	2,951,368	2,672,907	11,541,790	11,869,190
TOTAL EXPENDITURES	2,951,368	2,672,907	11,541,790	11,869,190
OPERATING EXPENSES	ACTUAL FY 21-22	ACTUAL FY 22-23	ADOPTED FY 23-24	PROPOSED FY 24-25
62000 CONTRACTUALS	6,350	8,400	8,650	8,650
67000 DEBT SERVICE	2,945,018	2,664,507	11,533,140	11,860,540
TOTAL	2,951,368	2,672,907	11,541,790	11,869,190

2018 A & B TARB

COMMUNITY DEVELOPMENT		ACCOUNTING UNIT			
2018 A & B TARB		65518002			
Account Code	LINE ITEM RESOURCES	ACTUAL FY 21-22	ACTUAL FY 22-23	ADOPTED FY 23-24	PROPOSED FY 24-25
58005	Investment Income-Trustee	12	4,243	0	0
59000	Transfer From Fund 671	6,485,477	11,231,394	11,541,790	11,869,190
	SUBTOTAL REVENUES	6,485,489	11,235,637	11,541,790	11,869,190
	TOTAL	6,485,489	11,235,637	11,541,790	11,869,190

2018 A & B TARB

COMMUNITY DEVELOPMENT		ACCOUNTING UNIT			
2018 A & B TARB		65518020			
Account Code	LINE ITEM RESOURCES	ACTUAL FY 21-22	ACTUAL FY 22-23	ADOPTED FY 23-24	PROPOSED FY 24-25
62300	Contract Services-Professional	2,750	4,800	5,050	5,050
62401	Trustee Fee	3,600	3,600	3,600	3,600
	SUBTOTAL CONTRACTUALS	6,350	8,400	8,650	8,650
67300	Bond Principal	0	0	9,465,000	10,160,000
67310	Bond Interest	2,575,105	2,294,594	2,068,140	1,700,540
67400	Amortization of Bond Discount	369,913	369,913	0	0
	SUBTOTAL DEBT SERVICE	2,945,018	2,664,507	11,533,140	11,860,540
	TOTAL	2,951,368	2,672,907	11,541,790	11,869,190

**COSA RDA
DEPARTMENT RESOURCE SUMMARY**

COMMUNITY DEVELOPMENT

ACTIVITIES		ACTUAL FY 21-22	ACTUAL FY 22-23	ADOPTED FY 23-24	PROPOSED FY 24-25
REVENUES					
58000	Earning On Investments	2,817	5,457	0	0
58502	Gain on Sale of Land Held For	0	511,800	0	0
59000-671	Transfer From Fund 671	150,000	130,000	125,000	116,260
	TOTAL REVENUES	152,817	647,257	125,000	116,260
EXPENDITURES					
67018843	COSA RDA ADMIN	78,414	52,314	125,000	123,580
67018850	COSA RDA OBLIGATIONS	0	598,000	0	0
	TOTAL EXPENDITURES	78,414	650,314	125,000	123,580
OPERATING EXPENSES		ACTUAL FY 21-22	ACTUAL FY 22-23	ADOPTED FY 23-24	PROPOSED FY 24-25
61000	SALARIES & BENEFITS	49,715	25,082	61,350	57,550
62000	CONTRACTUALS	4,164	9,405	38,250	37,050
63000	COMMODITIES	104	252	5,880	6,420
65000	FIXED CHARGES	21,819	12,613	15,700	18,380
67000	DEBT SERVICE	2,612	4,961	3,820	4,180
69000	MISCELLANEOUS	0	598,000	0	0
	TOTAL	78,414	650,314	125,000	123,580

COSA RDA

COMMUNITY DEVELOPMENT		ACCOUNTING UNIT			
COSA RDA REVENUE		67018002			
Account Code	LINE ITEM RESOURCES	ACTUAL FY 21-22	ACTUAL FY 22-23	ADOPTED FY 23-24	PROPOSED FY 24-25
58000	Earning On Investments	2,817	5,457	0	0
58502	Gain on Sale of Land Held For	0	511,800	0	0
59000	Transfer From Fund 671	150,000	130,000	125,000	116,260
	SUBTOTAL REVENUES	152,817	647,257	125,000	116,260
	TOTAL	152,817	647,257	125,000	116,260

COSA RDA

COMMUNITY DEVELOPMENT		ACCOUNTING UNIT			
COSA RDA ADMIN		67018843			
Account Code	LINE ITEM RESOURCES	ACTUAL FY 21-22	ACTUAL FY 22-23	ADOPTED FY 23-24	PROPOSED FY 24-25
61000	Salaries Regular	23,141	20,905	46,120	43,260
61010	Salaries Cash Out/Separation	32	0	0	0
61040	Salaries Overtime	280	0	0	0
61100	Retirement-Employer Normal Cost	991	398	7,400	2,360
61102	Retirement- Employer Unfunded- Miscellaneous	14,841	922	270	1,650
61120	Medicare Insurance	336	158	580	620
61130	Health Insurance	3,133	2,003	5,300	8,100
61170	Retiree Health Benefits	0	0	290	410
61180	Worker Compensation Insurance	6,960	697	1,390	1,150
	SUBTOTAL SALARIES & BENEFITS	49,715	25,082	61,350	57,550
62010	Communications	1	0	1,200	0
62120	Training, Transportation, Meetings	0	0	100	100
62130	Tuition Reimbursement	0	5	0	0
62200	Advertising	0	2,080	0	0
62300	Contract Services-Professional	3,694	4,683	35,000	35,000
62302	Contracted Vendor Personnel Services	469	2,637	1,950	1,950
	SUBTOTAL CONTRACTUALS	4,164	9,405	38,250	37,050
63001	Miscellaneous Operating Expenses	104	252	5,880	6,420
	SUBTOTAL COMMODITIES	104	252	5,880	6,420
65000	Building Rental	5,410	6,580	6,580	7,400
65040	IT Maintenance Charge	5,300	2,340	1,540	2,490
65055	Communications- Landlines	0	0	0	350
65100	Insurance Charges	7,640	832	1,580	1,440
65105	Benefits Overhead	360	124	510	210
65210	Delivery Charges	280	0	0	0
65400	Indirect Costs	2,829	2,738	5,490	6,490
	SUBTOTAL FIXED CHARGES	21,819	12,613	15,700	18,380
67301	POB Principal-Misc	0	1,756	610	980
67311	POB Interest - Misc	2,612	3,205	3,210	3,200
	SUBTOTAL DEBT SERVICE	2,612	4,961	3,820	4,180
	TOTAL	78,414	52,314	125,000	123,580

COSA RDA

COMMUNITY DEVELOPMENT

ACCOUNTING UNIT

COSA RDA OBLIGATIONS

67018850

Account Code	LINE ITEM RESOURCES	ACTUAL FY 21-22	ACTUAL FY 22-23	ADOPTED FY 23-24	PROPOSED FY 24-25
69142	Payment to other Agencies	0	598,000	0	0
	SUBTOTAL MISCELLANEOUS	0	598,000	0	0
	TOTAL	0	598,000	0	0

**COSA RDA OBLIGATION RETIREMENT
DEPARTMENT RESOURCE SUMMARY**

COMMUNITY DEVELOPMENT

ACTIVITIES		ACTUAL FY 21-22	ACTUAL FY 22-23	ADOPTED FY 23-24	PROPOSED FY 24-25
REVENUES					
50011	Property Tax	11,652,570	11,907,227	11,851,790	11,990,450
57960	Rental Of Property	208,124	190,781	226,480	226,480
57961	Contra Rent Revenue GASB 87	(208,124)	0	0	0
57962	Lease Revenue	202,662	0	0	0
58000	Earning On Investments	35,845	41,375	0	0
58020	Interest Income- Leases	9,297	0	0	0
	TOTAL REVENUES	11,900,374	12,139,383	12,078,270	12,216,930
EXPENDITURES					
67118021	COSA RDA OBLIG RETIRE DEBT SRV	6,652,973	11,771,614	12,078,270	12,216,930
	TOTAL EXPENDITURES	6,652,973	11,771,614	12,078,270	12,216,930
OPERATING EXPENSES		ACTUAL FY 21-22	ACTUAL FY 22-23	ADOPTED FY 23-24	PROPOSED FY 24-25
62000	CONTRACTUALS	566	410,220	411,480	231,480
67000	DEBT SERVICE	16,930	0	0	0
68000	TRANSFERS	6,635,477	11,361,394	11,666,790	11,985,450
	TOTAL	6,652,973	11,771,614	12,078,270	12,216,930

COSA RDA OBLIGATION RETIREMENT

COMMUNITY DEVELOPMENT		ACCOUNTING UNIT			
COSA RDA OBLIG RETIRE REV		67118002			
Account Code	LINE ITEM RESOURCES	ACTUAL FY 21-22	ACTUAL FY 22-23	ADOPTED FY 23-24	PROPOSED FY 24-25
50011	Property Tax	11,652,570	11,907,227	11,851,790	11,990,450
57960	Rental Of Property	208,124	190,781	226,480	226,480
57961	Contra Rent Revenue GASB 87	(208,124)	0	0	0
57962	Lease Revenue	202,662	0	0	0
58000	Earning On Investments	35,845	41,375	0	0
58020	Interest Income- Leases	9,297	0	0	0
	SUBTOTAL REVENUES	11,900,374	12,139,383	12,078,270	12,216,930
	TOTAL	11,900,374	12,139,383	12,078,270	12,216,930

COSA RDA OBLIGATION RETIREMENT

COMMUNITY DEVELOPMENT		ACCOUNTING UNIT			
COSA RDA OBLIG RETIRE DEBT SRV		67118021			
Account Code	LINE ITEM RESOURCES	ACTUAL FY 21-22	ACTUAL FY 22-23	ADOPTED FY 23-24	PROPOSED FY 24-25
62400	Auditor Fee	566	352	5,000	5,000
62500	Rent Payments	406,471	409,868	406,480	226,480
62502	Contra Rent Payment GASB 87	(406,471)	0	0	0
	SUBTOTAL CONTRACTUALS	566	410,220	411,480	231,480
67210	Interest-Leases	16,930	0	0	0
	SUBTOTAL DEBT SERVICE	16,930	0	0	0
68000	Transfer to Fund 655	6,485,477	11,231,394	11,541,790	11,869,190
68000	Transfer to Fund 670	150,000	130,000	125,000	116,260
	SUBTOTAL TRANSFERS	6,635,477	11,361,394	11,666,790	11,985,450
	TOTAL	6,652,973	11,771,614	12,078,270	12,216,930

INFORMATION TECHNOLOGY



Information Technology Position Summary

Authorized Personnel	Funded FY 23-24	Workforce Changes	Funded FY 24-25
Chief Technology Innovations Officer (EM)	1		1
Executive Secretary (UC)	1		1
GIS Administrator	1		1
GIS Systems Analyst / Programmer	2		2
Information Services Representative	1		1
Information Technology Applications Manager (MM)*	1		1
Information Technology Infrastructure Manager (MM)*	1		1
Information Technology Infrastructure Supervisor (AM)	1		1
Information Technology Support Supervisor	1		1
Information Technology Support Technician II	3		3
Network Specialist / WAN Systems Administrator	1		1
Principal Programmer Analyst	7		7
Programmer Analyst	1		1
Senior Programmer Analyst	1		1
Senior Systems Administrator	1		1
Funded Total	24	0	24

**Job Title Change in FY 23-24 Mid-Year Report Reso #2024-002*

INTERNAL SERVICE FUND	24.00
TOTAL FUNDED POSITIONS	24.00

**INFO SYS STRATEGIC PLAN
DEPARTMENT RESOURCE SUMMARY**

INFORMATION TECHNOLOGY

ACTIVITIES		ACTUAL FY 21-22	ACTUAL FY 22-23	ADOPTED FY 23-24	PROPOSED FY 24-25
REVENUES					
56000	Charges To Departments	183,663	384,116	0	205,980
56020	IT Maintenance Charge to Department	5,648,300	5,649,630	6,286,480	6,915,130
56021	IT Department Specific Charge	936,910	1,344,090	1,643,210	1,692,510
56022	IT Communication Charge to Department	1,549,597	1,508,927	1,527,350	366,530
56024	IT Printer Charges to Department	0	186,319	0	230,000
56025	Communications- Landlines	0	0	0	1,160,670
57000	Expense Reimbursement	35,302	38,065	0	33,440
57010	Miscellaneous Recoveries	42,246	42,000	0	42,450
58000	Earning On Investments	104,399	136,617	0	100,000
58002	Net Increase (Decrease) In Fai	(26,532)	(1,204,742)	0	0
	TOTAL REVENUES	8,473,885	8,085,022	9,457,040	10,746,710
EXPENDITURES					
10920140	NETWORK & TELECOMMUNICATIONS	1,720,038	1,487,900	5,031,420	5,342,480
10920141	ENTERPRISES SYSTEMS	2,723,645	2,949,833	5,030,870	5,378,380
10920143	SPECIALIZED SYSTEMS	814,265	781,544	0	0
10920146	ADMINISTRATION & PROJECTS	587,584	542,359	696,160	740,870
10920147	DATA CENTER	1,150,062	1,264,474	0	0
10920148	TECHNOLOGY & SUPPORT SERVICES	853,026	827,026	1,106,000	1,165,120
10920149	PROJECTS	875,678	1,557,828	1,256,180	1,747,070
	TOTAL EXPENDITURES	8,724,298	9,410,965	13,120,630	14,373,920
OPERATING EXPENSES		ACTUAL FY 21-22	ACTUAL FY 22-23	ADOPTED FY 23-24	PROPOSED FY 24-25
61000	SALARIES & BENEFITS	3,093,533	2,688,754	3,762,500	4,072,330
62000	CONTRACTUALS	4,073,525	4,458,988	7,768,080	7,592,850
63000	COMMODITIES	156,059	138,097	93,500	93,500
65000	FIXED CHARGES	648,521	706,673	816,170	967,460
66000	CAPITAL	666,287	1,254,366	554,480	1,509,690
67000	DEBT SERVICE	86,374	164,086	125,900	138,090
	TOTAL	8,724,298	9,410,965	13,120,630	14,373,920

INFO SYS STRATEGIC PLAN

INFORMATION TECHNOLOGY PROJECTS		ACCOUNTING UNIT 10920149			
Account Code	LINE ITEM RESOURCES	ACTUAL FY 21-22	ACTUAL FY 22-23	ADOPTED FY 23-24	PROPOSED FY 24-25
61020	Salaries Part-Time	14,789	30,534	0	0
61110	Part-Time Retirement	555	1,000	0	0
61120	Medicare Insurance	214	387	0	0
61180	Worker Compensation Insurance	0	1,826	860	1,690
	SUBTOTAL SALARIES & BENEFITS	15,558	33,747	860	1,690
62300	Contract Services-Professional	123,367	415,463	1,254,130	957,870
	SUBTOTAL CONTRACTUALS	123,367	415,463	1,254,130	957,870
63001	Miscellaneous Operating Expenses	97,905	16	0	0
63202	Operating Materials & Supplies	0	90,054	0	0
	SUBTOTAL COMMODITIES	97,905	90,069	0	0
65100	Insurance Charges	0	2,275	1,040	2,210
65105	Benefits Overhead	0	329	150	300
65400	Indirect Costs	0	5,200	0	0
	SUBTOTAL FIXED CHARGES	0	7,804	1,190	2,510
66400	Machinery & Equipment	25,314	579,179	0	100,000
66510	Computer Software	613,534	431,566	0	685,000
	SUBTOTAL CAPITAL	638,848	1,010,745	0	785,000
	TOTAL	875,678	1,557,828	1,256,180	1,747,070

INFO SYS STRATEGIC PLAN

INFORMATION TECHNOLOGY		ACCOUNTING UNIT			
INFORMATION TECHNOLOGY REVENUE		10920002			
Account Code	LINE ITEM RESOURCES	ACTUAL FY 21-22	ACTUAL FY 22-23	ADOPTED FY 23-24	PROPOSED FY 24-25
56000	Charges To Departments	183,663	384,116	0	205,980
56020	IT Maintenance Charge to Department	5,648,300	5,649,630	6,286,480	6,915,130
56021	IT Department Specific Charge	936,910	1,344,090	1,643,210	1,692,510
56022	IT Communication Charge to Department	1,549,597	1,508,927	1,527,350	366,530
56024	IT Printer Charges to Department	0	186,319	0	230,000
56025	Communications- Landlines	0	0	0	1,160,670
57000	Expense Reimbursement	35,302	38,065	0	33,440
57010	Miscellaneous Recoveries	42,246	42,000	0	42,450
58000	Earning On Investments	104,399	136,617	0	100,000
58002	Net Increase (Decrease) In Fai	(26,532)	(1,204,742)	0	0
	SUBTOTAL REVENUES	8,473,885	8,085,022	9,457,040	10,746,710
	TOTAL	8,473,885	8,085,022	9,457,040	10,746,710

INFO SYS STRATEGIC PLAN

INFORMATION TECHNOLOGY		ACCOUNTING UNIT			
NETWORK & TELECOMMUNICATIONS		10920140			
Account Code	LINE ITEM RESOURCES	ACTUAL FY 21-22	ACTUAL FY 22-23	ADOPTED FY 23-24	PROPOSED FY 24-25
61000	Salaries Regular	233,234	229,107	574,000	631,920
61040	Salaries Overtime	482	0	0	0
61100	Retirement-Employer Normal Cost	16,420	8,713	56,720	60,480
61102	Retirement- Employer Unfunded- Miscellaneous	96,090	20,201	21,990	15,970
61120	Medicare Insurance	3,376	3,242	8,300	9,150
61130	Health Insurance	18,168	15,075	97,560	117,720
61170	Retiree Health Benefits	1,289	1,759	3,010	6,150
61180	Worker Compensation Insurance	20,040	13,635	16,520	12,660
	SUBTOTAL SALARIES & BENEFITS	389,099	291,732	778,100	854,050
62010	Communications	759,429	524,864	821,440	818,000
62300	Contract Services-Professional	13,407	32,910	208,000	214,240
62302	Contracted Vendor Personnel Services	304,847	331,021	1,425,000	1,496,250
62305	Software Licenses & Subscripti	0	15,691	13,300	12,600
62306	Software Maintenance & Support	70,148	159,070	1,002,640	1,005,060
62307	Hardware Maintenance & Support	93,940	25,150	319,000	328,460
	SUBTOTAL CONTRACTUALS	1,241,771	1,088,706	3,789,380	3,874,610
63001	Miscellaneous Operating Expenses	3,513	8,733	10,000	10,000
63202	Operating Materials & Supplies	0	0	20,000	20,000
63300	Gas & Diesel	505	862	500	500
	SUBTOTAL COMMODITIES	4,018	9,595	30,500	30,500
65000	Building Rental	4,770	5,800	120,660	135,680
65010	Rental City Equipment	5,052	5,556	3,730	4,030
65012	Accident Repair & Replacement	133	132	0	0
65055	Communications- Landlines	0	0	0	4,130
65100	Insurance Charges	24,190	16,987	19,920	16,580
65105	Benefits Overhead	800	2,459	2,420	2,280
65210	Delivery Charges	190	0	0	0
65400	Indirect Costs	35,384	37,990	98,270	119,430
	SUBTOTAL FIXED CHARGES	70,519	68,924	245,000	282,130
66400	Machinery & Equipment	0	0	108,380	108,380
66511	Computer Software Subscriptions	0	0	57,850	168,450
	SUBTOTAL CAPITAL	0	0	166,230	276,830
67301	POB Principal-Misc	0	10,247	3,520	5,690
67311	POB Interest - Misc	14,631	18,697	18,690	18,670
	SUBTOTAL DEBT SERVICE	14,631	28,944	22,210	24,360
	TOTAL	1,720,038	1,487,900	5,031,420	5,342,480

INFO SYS STRATEGIC PLAN

INFORMATION TECHNOLOGY		ACCOUNTING UNIT			
ENTERPRISES SYSTEMS		10920141			
Account Code	LINE ITEM RESOURCES	ACTUAL FY 21-22	ACTUAL FY 22-23	ADOPTED FY 23-24	PROPOSED FY 24-25
61000	Salaries Regular	1,026,613	1,120,218	1,451,800	1,537,230
61010	Salaries Cash Out/Separation	8,539	11,032	0	0
61020	Salaries Part-Time	2,456	16,450	0	0
61040	Salaries Overtime	10,522	9,032	0	0
61100	Retirement-Employer Normal Cost	61,211	63,333	121,810	146,730
61102	Retirement- Employer Unfunded- Miscellaneous	268,594	146,831	145,840	168,170
61110	Part-Time Retirement	92	606	0	0
61120	Medicare Insurance	14,811	15,658	20,990	22,250
61130	Health Insurance	153,609	164,707	230,730	245,520
61170	Retiree Health Benefits	1,569	1,649	1,680	14,970
61180	Worker Compensation Insurance	69,540	67,358	66,500	69,760
	SUBTOTAL SALARIES & BENEFITS	1,617,557	1,616,874	2,039,350	2,204,630
62010	Communications	0	0	29,900	2,280
62300	Contract Services-Professional	222,758	121,089	449,700	463,190
62302	Contracted Vendor Personnel Services	55,819	51,722	800,000	840,000
62305	Software Licenses & Subscripti	71,160	234,333	121,660	30,000
62306	Software Maintenance & Support	391,892	470,082	721,580	815,200
	SUBTOTAL CONTRACTUALS	741,628	877,226	2,122,840	2,150,670
63001	Miscellaneous Operating Expenses	882	143	0	0
	SUBTOTAL COMMODITIES	882	143	0	0
65000	Building Rental	78,280	95,210	95,210	107,060
65055	Communications- Landlines	0	0	0	9,920
65100	Insurance Charges	83,960	83,922	80,170	91,390
65105	Benefits Overhead	3,970	12,147	11,870	12,550
65210	Delivery Charges	1,020	0	0	0
65400	Indirect Costs	157,379	189,815	235,040	290,540
	SUBTOTAL FIXED CHARGES	324,609	381,094	422,290	511,460
66511	Computer Software Subscriptions	0	0	388,250	447,860
	SUBTOTAL CAPITAL	0	0	388,250	447,860
67301	POB Principal-Misc	0	26,209	9,210	14,900
67311	POB Interest - Misc	38,968	48,287	48,930	48,860
	SUBTOTAL DEBT SERVICE	38,968	74,496	58,140	63,760
	TOTAL	2,723,645	2,949,833	5,030,870	5,378,380

INFO SYS STRATEGIC PLAN

INFORMATION TECHNOLOGY		ACCOUNTING UNIT			
SPECIALIZED SYSTEMS		10920143			
Account Code	LINE ITEM RESOURCES	ACTUAL FY 21-22	ACTUAL FY 22-23	ADOPTED FY 23-24	PROPOSED FY 24-25
61000	Salaries Regular	116,076	125,979	0	0
61040	Salaries Overtime	126	0	0	0
61100	Retirement-Employer Normal Cost	13,813	13,820	0	0
61102	Retirement- Employer Unfunded- Miscellaneous	17,909	32,039	0	0
61120	Medicare Insurance	1,616	1,710	0	0
61130	Health Insurance	275	478	0	0
61180	Worker Compensation Insurance	13,410	7,472	0	0
	SUBTOTAL SALARIES & BENEFITS	163,224	181,497	0	0
62010	Communications	12,113	12,885	0	0
62300	Contract Services-Professional	134	0	0	0
62302	Contracted Vendor Personnel Services	386,221	329,622	0	0
62305	Software Licenses & Subscripti	0	1,271	0	0
62306	Software Maintenance & Support	216,564	223,061	0	0
	SUBTOTAL CONTRACTUALS	615,031	566,839	0	0
63001	Miscellaneous Operating Expenses	503	421	0	0
	SUBTOTAL COMMODITIES	503	421	0	0
65100	Insurance Charges	16,190	9,309	0	0
65105	Benefits Overhead	810	1,347	0	0
65400	Indirect Costs	17,593	20,860	0	0
	SUBTOTAL FIXED CHARGES	34,593	31,517	0	0
67301	POB Principal-Misc	0	615	0	0
67311	POB Interest - Misc	914	655	0	0
	SUBTOTAL DEBT SERVICE	914	1,269	0	0
	TOTAL	814,265	781,544	0	0

INFO SYS STRATEGIC PLAN

INFORMATION TECHNOLOGY		ACCOUNTING UNIT			
ADMINISTRATION & PROJECTS		10920146			
Account Code	LINE ITEM RESOURCES	ACTUAL FY 21-22	ACTUAL FY 22-23	ADOPTED FY 23-24	PROPOSED FY 24-25
61000	Salaries Regular	293,594	307,837	337,110	361,820
61010	Salaries Cash Out/Separation	3,753	0	0	0
61040	Salaries Overtime	0	152	0	0
61100	Retirement-Employer Normal Cost	11,146	10,764	24,070	25,050
61102	Retirement- Employer Unfunded- Miscellaneous	77,196	24,955	17,520	28,710
61120	Medicare Insurance	4,336	4,482	4,870	5,220
61130	Health Insurance	45,500	35,729	73,320	68,280
61170	Retiree Health Benefits	1,987	2,086	2,090	3,430
61180	Worker Compensation Insurance	17,920	16,866	17,050	17,010
	SUBTOTAL SALARIES & BENEFITS	455,432	402,872	476,030	509,520
62010	Communications	0	0	3,440	0
62120	Training, Transportation, Meetings	4,041	5,055	20,000	20,000
62130	Tuition Reimbursement	0	0	2,000	2,000
62300	Contract Services-Professional	2,378	5,841	10,000	10,300
62302	Contracted Vendor Personnel Services	0	11,445	36,000	33,750
62600	Parking Validation	325	1,418	700	700
62700	Auto Expense	6,000	6,000	6,000	6,000
	SUBTOTAL CONTRACTUALS	12,744	29,759	78,140	72,750
63001	Miscellaneous Operating Expenses	40,098	10,248	43,000	43,000
	SUBTOTAL COMMODITIES	40,098	10,248	43,000	43,000
65055	Communications- Landlines	0	0	0	2,480
65100	Insurance Charges	21,630	21,014	20,550	22,280
65105	Benefits Overhead	810	3,041	3,040	3,060
65210	Delivery Charges	290	0	0	0
65400	Indirect Costs	44,450	52,342	57,720	68,390
	SUBTOTAL FIXED CHARGES	67,180	76,397	81,310	96,210
66511	Computer Software Subscriptions	0	37	0	0
	SUBTOTAL CAPITAL	0	37	0	0
67301	POB Principal-Misc	0	8,159	2,800	4,530
67311	POB Interest - Misc	12,131	14,886	14,880	14,860
	SUBTOTAL DEBT SERVICE	12,131	23,045	17,680	19,390
	TOTAL	587,584	542,359	696,160	740,870

INFO SYS STRATEGIC PLAN

INFORMATION TECHNOLOGY		ACCOUNTING UNIT			
DATA CENTER		10920147			
Account Code	LINE ITEM RESOURCES	ACTUAL FY 21-22	ACTUAL FY 22-23	ADOPTED FY 23-24	PROPOSED FY 24-25
61000	Salaries Regular	51,223	0	0	0
61100	Retirement-Employer Normal Cost	1,974	0	0	0
61102	Retirement- Employer Unfunded- Miscellaneous	6,131	0	0	0
61120	Medicare Insurance	745	0	0	0
61130	Health Insurance	3,158	0	0	0
61170	Retiree Health Benefits	468	0	0	0
	SUBTOTAL SALARIES & BENEFITS	63,698	0	0	0
62010	Communications	7,459	7,735	0	0
62300	Contract Services-Professional	9,863	343	0	0
62302	Contracted Vendor Personnel Services	615,854	573,349	0	0
62305	Software Licenses & Subscripti	15,946	38,090	0	0
62306	Software Maintenance & Support	263,237	272,203	0	0
62307	Hardware Maintenance & Support	44,302	166,165	0	0
	SUBTOTAL CONTRACTUALS	956,661	1,057,885	0	0
63001	Miscellaneous Operating Expenses	4,254	21	0	0
63202	Operating Materials & Supplies	1,628	11,250	0	0
	SUBTOTAL COMMODITIES	5,882	11,271	0	0
65000	Building Rental	94,430	114,860	0	0
65210	Delivery Charges	70	0	0	0
65400	Indirect Costs	7,755	0	0	0
	SUBTOTAL FIXED CHARGES	102,255	114,860	0	0
66400	Machinery & Equipment	20,960	19,574	0	0
66511	Computer Software Subscriptions	0	60,883	0	0
	SUBTOTAL CAPITAL	20,960	80,458	0	0
67311	POB Interest - Misc	605	0	0	0
	SUBTOTAL DEBT SERVICE	605	0	0	0
	TOTAL	1,150,062	1,264,474	0	0

INFO SYS STRATEGIC PLAN

INFORMATION TECHNOLOGY		ACCOUNTING UNIT			
TECHNOLOGY & SUPPORT SERVICES		10920148			
Account Code	LINE ITEM RESOURCES	ACTUAL FY 21-22	ACTUAL FY 22-23	ADOPTED FY 23-24	PROPOSED FY 24-25
61000	Salaries Regular	180,152	102,703	303,150	335,370
61010	Salaries Cash Out/Separation	11,638	0	0	0
61040	Salaries Overtime	330	1,237	0	0
61100	Retirement-Employer Normal Cost	21,438	11,329	38,050	40,980
61102	Retirement- Employer Unfunded- Miscellaneous	131,039	26,264	28,100	18,110
61120	Medicare Insurance	2,759	1,451	4,400	4,860
61130	Health Insurance	24,568	12,916	84,000	94,080
61170	Retiree Health Benefits	0	0	0	3,360
61180	Worker Compensation Insurance	17,040	6,132	10,460	5,680
	SUBTOTAL SALARIES & BENEFITS	388,964	162,032	468,160	502,440
62010	Communications	0	0	4,590	0
62300	Contract Services-Professional	146,505	155,314	160,000	160,000
62302	Contracted Vendor Personnel Services	181,848	267,797	300,000	315,000
62306	Software Maintenance & Support	53,970	0	59,000	61,950
	SUBTOTAL CONTRACTUALS	382,323	423,110	523,590	536,950
63001	Miscellaneous Operating Expenses	2,017	270	0	0
63202	Operating Materials & Supplies	4,754	16,078	20,000	20,000
	SUBTOTAL COMMODITIES	6,770	16,348	20,000	20,000
65055	Communications- Landlines	0	0	0	3,310
65100	Insurance Charges	20,570	7,640	12,610	7,430
65105	Benefits Overhead	1,360	1,106	1,870	1,020
65210	Delivery Charges	110	0	0	0
65400	Indirect Costs	27,324	17,331	51,900	63,390
	SUBTOTAL FIXED CHARGES	49,364	26,077	66,380	75,150
66400	Machinery & Equipment	6,479	161,782	0	0
66511	Computer Software Subscriptions	0	1,344	0	0
	SUBTOTAL CAPITAL	6,479	163,127	0	0
67301	POB Principal-Misc	0	12,863	4,410	7,150
67311	POB Interest - Misc	19,125	23,469	23,460	23,430
	SUBTOTAL DEBT SERVICE	19,125	36,332	27,870	30,580
	TOTAL	853,026	827,026	1,106,000	1,165,120

**American Rescue Plan Act
DEPARTMENT RESOURCE SUMMARY**

INFORMATION TECHNOLOGY

ACTIVITIES	ACTUAL FY 21-22	ACTUAL FY 22-23	ADOPTED FY 23-24	PROPOSED FY 24-25
EXPENDITURES				
18120013 ARPA - IT	155,408	62,257	0	0
TOTAL EXPENDITURES	155,408	62,257	0	0
OPERATING EXPENSES	ACTUAL FY 21-22	ACTUAL FY 22-23	ADOPTED FY 23-24	PROPOSED FY 24-25
62000 CONTRACTUALS	64,594	33,820	0	0
63000 COMMODITIES	90,681	28,437	0	0
66000 CAPITAL	133	0	0	0
TOTAL	155,408	62,257	0	0

American Rescue Plan Act

INFORMATION TECHNOLOGY		ACCOUNTING UNIT			
ARPA - IT		18120013			
Account Code	LINE ITEM RESOURCES	ACTUAL FY 21-22	ACTUAL FY 22-23	ADOPTED FY 23-24	PROPOSED FY 24-25
62300	Contract Services-Professional	36,159	24,386	0	0
62305	Software Licenses & Subscripti	24,000	0	0	0
62306	Software Maintenance & Support	2,828	6,216	0	0
62307	Hardware Maintenance & Support	1,607	3,218	0	0
	SUBTOTAL CONTRACTUALS	64,594	33,820	0	0
63001	Miscellaneous Operating Expenses	90,681	28,437	0	0
	SUBTOTAL COMMODITIES	90,681	28,437	0	0
66220	Improvements Other Than Building	133	0	0	0
	SUBTOTAL CAPITAL	133	0	0	0
	TOTAL	155,408	62,257	0	0

MUSEUM



**GENERAL FUND
DEPARTMENT RESOURCE SUMMARY**

MUSEUM FUND

ACTIVITIES		ACTUAL FY 21-22	ACTUAL FY 22-23	ADOPTED FY 23-24	PROPOSED FY 24-25
EXPENDITURES					
01112030	MUSEUM CAPITAL AND MAINTENANCE	1,473,170	2,566,833	1,674,210	1,715,320
	TOTAL EXPENDITURES	1,473,170	2,566,833	1,674,210	1,715,320
OPERATING EXPENSES		ACTUAL FY 21-22	ACTUAL FY 22-23	ADOPTED FY 23-24	PROPOSED FY 24-25
62000	CONTRACTUALS	16,540	16,733	17,910	17,610
66000	CAPITAL	0	1,025,000	0	0
69000	MISCELLANEOUS	1,456,630	1,525,100	1,656,300	1,697,710
	TOTAL	1,473,170	2,566,833	1,674,210	1,715,320

GENERAL FUND

MUSEUM FUND		ACCOUNTING UNIT			
MUSEUM CAPITAL AND MAINTENANCE		01112030			
Account Code	LINE ITEM RESOURCES	ACTUAL FY 21-22	ACTUAL FY 22-23	ADOPTED FY 23-24	PROPOSED FY 24-25
62251	Other Agency Services	16,540	16,733	17,910	17,610
	SUBTOTAL CONTRACTUALS	16,540	16,733	17,910	17,610
66200	Buildings & Building Improvements	0	1,025,000	0	0
	SUBTOTAL CAPITAL	0	1,025,000	0	0
69135	Payment to Subagent	1,456,630	1,525,100	1,656,300	1,697,710
	SUBTOTAL MISCELLANEOUS	1,456,630	1,525,100	1,656,300	1,697,710
	TOTAL	1,473,170	2,566,833	1,674,210	1,715,320

DEBT SERVICE & NON- DEPARTMENTAL



**POLICE LEASE REVENUE BONDS
DEPARTMENT RESOURCE SUMMARY**

DEBT SERVICE

ACTIVITIES	ACTUAL FY 21-22	ACTUAL FY 22-23	ADOPTED FY 23-24	PROPOSED FY 24-25
REVENUES				
58005 Investment Income-Trustee	21	3,299	0	0
59000-011 Transfer From Fund 011	4,622,100	4,622,100	4,623,910	0
TOTAL REVENUES	4,622,121	4,625,399	4,623,910	0
EXPENDITURES				
40019020 POLICE BUILDING DEBT SERVICE	4,616,242	4,616,079	4,623,910	0
TOTAL EXPENDITURES	4,616,242	4,616,079	4,623,910	0
OPERATING EXPENSES	ACTUAL FY 21-22	ACTUAL FY 22-23	ADOPTED FY 23-24	PROPOSED FY 24-25
62000 CONTRACTUALS	4,210	4,360	10,000	0
67000 DEBT SERVICE	4,612,031	4,611,719	4,613,910	0
TOTAL	4,616,242	4,616,079	4,623,910	0

POLICE LEASE REVENUE BONDS

DEBT SERVICE		ACCOUNTING UNIT			
POLICE BUILDING DEBT SERVICE		40019002			
Account Code	LINE ITEM RESOURCES	ACTUAL FY 21-22	ACTUAL FY 22-23	ADOPTED FY 23-24	PROPOSED FY 24-25
58005	Investment Income-Trustee	21	3,299	0	0
59000	Transfer From Fund 011	4,622,100	4,622,100	4,623,910	0
	SUBTOTAL REVENUES	4,622,121	4,625,399	4,623,910	0
	TOTAL	4,622,121	4,625,399	4,623,910	0

POLICE LEASE REVENUE BONDS

DEBT SERVICE		ACCOUNTING UNIT			
POLICE BUILDING DEBT SERVICE		40019020			
Account Code	LINE ITEM RESOURCES	ACTUAL FY 21-22	ACTUAL FY 22-23	ADOPTED FY 23-24	PROPOSED FY 24-25
62300	Contract Services-Professional	4,210	4,360	10,000	0
	SUBTOTAL CONTRACTUALS	4,210	4,360	10,000	0
67300	Bond Principal	3,845,000	4,085,000	4,342,500	0
67310	Bond Interest	767,031	526,719	271,410	0
	SUBTOTAL DEBT SERVICE	4,612,031	4,611,719	4,613,910	0
	TOTAL	4,616,242	4,616,079	4,623,910	0

**COSA 2014 LEASE FINANCING
DEPARTMENT RESOURCE SUMMARY**

DEBT SERVICE

ACTIVITIES	ACTUAL FY 21-22	ACTUAL FY 22-23	ADOPTED FY 23-24	PROPOSED FY 24-25
REVENUES				
59000-011 Transfer From Fund 011	4,947,420	4,947,950	4,943,430	527,420
59000-086 Transfer From Fund 086	113,790	113,450	113,020	113,210
59000-101 Transfer From Fund 101	94,950	94,670	94,300	94,470
TOTAL REVENUES	5,156,160	5,156,070	5,150,750	735,100
EXPENDITURES				
40419020 2014 LEASE FINANCING	5,159,157	5,156,066	5,150,750	735,100
TOTAL EXPENDITURES	5,159,157	5,156,066	5,150,750	735,100
OPERATING EXPENSES	ACTUAL FY 21-22	ACTUAL FY 22-23	ADOPTED FY 23-24	PROPOSED FY 24-25
62000 CONTRACTUALS	3,000	0	0	0
67000 DEBT SERVICE	5,156,157	5,156,066	5,150,750	735,100
TOTAL	5,159,157	5,156,066	5,150,750	735,100

COSA 2014 LEASE FINANCING

DEBT SERVICE		ACCOUNTING UNIT			
2014 LEASE FINANCING		40419002			
Account Code	LINE ITEM RESOURCES	ACTUAL FY 21-22	ACTUAL FY 22-23	ADOPTED FY 23-24	PROPOSED FY 24-25
59000	Transfer From Fund 011	4,947,420	4,947,950	4,943,430	527,420
59000	Transfer From Fund 086	113,790	113,450	113,020	113,210
59000	Transfer From Fund 101	94,950	94,670	94,300	94,470
	SUBTOTAL REVENUES	5,156,160	5,156,070	5,150,750	735,100
	TOTAL	5,156,160	5,156,070	5,150,750	735,100

COSA 2014 LEASE FINANCING

DEBT SERVICE		ACCOUNTING UNIT			
2014 LEASE FINANCING		40419020			
Account Code	LINE ITEM RESOURCES	ACTUAL FY 21-22	ACTUAL FY 22-23	ADOPTED FY 23-24	PROPOSED FY 24-25
62300	Contract Services-Professional	3,000	0	0	0
	SUBTOTAL CONTRACTUALS	3,000	0	0	0
67300	Bond Principal	4,585,000	4,740,000	4,895,000	645,000
67310	Bond Interest	571,157	416,066	255,750	90,100
	SUBTOTAL DEBT SERVICE	5,156,157	5,156,066	5,150,750	735,100
	TOTAL	5,159,157	5,156,066	5,150,750	735,100

**2021 PENSION OBLIGATION FUNDS
DEPARTMENT RESOURCE SUMMARY**

DEBT SERVICE

ACTIVITIES		ACTUAL FY 21-22	ACTUAL FY 22-23	ADOPTED FY 23-24	PROPOSED FY 24-25
REVENUES					
58005	Investment Income-Trustee	10	9,814	0	0
59000-011	Transfer From Fund 011	3,847,795	14,999,509	11,502,230	12,614,900
59000-029	Transfer From Fund 029-Gax Tax	7,410	28,853	22,120	24,270
59000-031	Transfer From Fund 031	1,810	7,049	5,410	5,930
59000-074	Transfer From Fund 074	3,389	13,195	10,120	11,100
59000-122	Transfer From Fund 122	208	13,393	10,270	11,270
59000-123	Transfer From Fund 123	10,780	44,546	35,110	38,510
59000-124	Transfer From Fund 124	2,768	10,655	8,170	8,960
59000-130	Transfer From Fund 130	2,467	9,604	7,370	8,080
59000-133	Transfer From Fund 133	336	1,307	1,010	1,100
59000-135	Transfer From Fund 135	27,653	95,091	72,930	79,990
59000-139	Transfer From Fund 139	61	237	190	200
59000-140	Transfer From Fund 140	23,612	91,943	70,500	77,330
59000-142	Transfer From Fund 142	24	0	0	0
59000-144	Transfer From Fund 144	3,552	0	0	0
59000-177	Transfer From Fund 177	0	814	0	2,120
59000-417	Transfer From Fund 417	2,520	9,814	7,530	8,260
59000-607	Transfer From Fund 607	3,094	12,048	9,240	10,140
59300	Revenue Bond Proceeds	383,502,440	0	0	0
	TOTAL REVENUES	387,439,929	15,347,872	11,762,200	12,902,160
EXPENDITURES					
40619020	2021 PENSION OBLIGATION BONDS	3,937,478	15,340,818	11,762,140	12,902,110
	TOTAL EXPENDITURES	3,937,478	15,340,818	11,762,140	12,902,110
OPERATING EXPENSES		ACTUAL FY 21-22	ACTUAL FY 22-23	ADOPTED FY 23-24	PROPOSED FY 24-25
67000	DEBT SERVICE	3,937,478	15,340,818	11,762,140	12,902,110
	TOTAL	3,937,478	15,340,818	11,762,140	12,902,110

2021 PENSION OBLIGATION FUNDS

DEBT SERVICE		ACCOUNTING UNIT			
2021 PENSION OBLIGATION BONDS		40619002			
Account Code	LINE ITEM RESOURCES	ACTUAL FY 21-22	ACTUAL FY 22-23	ADOPTED FY 23-24	PROPOSED FY 24-25
58005	Investment Income-Trustee	10	9,814	0	0
59000	Transfer From Fund 011	3,847,795	14,999,509	11,502,230	12,614,900
59000	Transfer From Fund 029-Gax Tax	7,410	28,853	22,120	24,270
59000	Transfer From Fund 031	1,810	7,049	5,410	5,930
59000	Transfer From Fund 074	3,389	13,195	10,120	11,100
59000	Transfer From Fund 122	208	13,393	10,270	11,270
59000	Transfer From Fund 123	10,780	44,546	35,110	38,510
59000	Transfer From Fund 124	2,768	10,655	8,170	8,960
59000	Transfer From Fund 130	2,467	9,604	7,370	8,080
59000	Transfer From Fund 133	336	1,307	1,010	1,100
59000	Transfer From Fund 135	27,653	95,091	72,930	79,990
59000	Transfer From Fund 139	61	237	190	200
59000	Transfer From Fund 140	23,612	91,943	70,500	77,330
59000	Transfer From Fund 142	24	0	0	0
59000	Transfer From Fund 144	3,552	0	0	0
59000	Transfer From Fund 177	0	814	0	2,120
59000	Transfer From Fund 417	2,520	9,814	7,530	8,260
59000	Transfer From Fund 607	3,094	12,048	9,240	10,140
59300	Revenue Bond Proceeds	383,502,440	0	0	0
	SUBTOTAL REVENUES	387,439,929	15,347,872	11,762,200	12,902,160
	TOTAL	387,439,929	15,347,872	11,762,200	12,902,160

2021 PENSION OBLIGATION FUNDS

DEBT SERVICE		ACCOUNTING UNIT			
2021 PENSION OBLIGATION BONDS		40619020			
Account Code	LINE ITEM RESOURCES	ACTUAL FY 21-22	ACTUAL FY 22-23	ADOPTED FY 23-24	PROPOSED FY 24-25
67301	POB Principal-Misc	0	1,841,401	631,130	1,022,360
67302	POB Principal-Safety	0	3,587,863	1,229,700	1,991,940
67311	POB Interest - Misc	1,333,934	3,361,625	3,358,150	3,353,550
67312	POB Interest - Safety	2,603,545	6,549,929	6,543,160	6,534,260
	SUBTOTAL DEBT SERVICE	3,937,478	15,340,818	11,762,140	12,902,110
	TOTAL	3,937,478	15,340,818	11,762,140	12,902,110

**GENERAL FUND
DEPARTMENT RESOURCE SUMMARY**

GENERAL NON-DEPT

ACTIVITIES		ACTUAL FY 21-22	ACTUAL FY 22-23	ADOPTED FY 23-24	PROPOSED FY 24-25
EXPENDITURES					
01105015	GENERAL NON-DEPARTMENTAL	1,668,159	1,500,530	21,182,270	1,899,720
01105020	UNFUNDED LIABILITY (UAL)	46,344,699	38,876,473	30,665,470	36,644,110
	TOTAL EXPENDITURES	48,012,858	40,377,003	51,847,740	38,543,830
OPERATING EXPENSES		ACTUAL FY 21-22	ACTUAL FY 22-23	ADOPTED FY 23-24	PROPOSED FY 24-25
61000	SALARIES & BENEFITS	42,504,155	23,892,596	19,175,870	24,042,100
62000	CONTRACTUALS	1,009,210	836,966	1,122,700	1,202,700
63000	COMMODITIES	19,857	29,889	22,500	60,000
65000	FIXED CHARGES	0	0	40	0
67000	DEBT SERVICE	633,793	633,675	637,030	637,020
68000	TRANSFERS	3,845,844	14,983,877	11,489,600	12,602,010
69000	MISCELLANEOUS	0	0	19,400,000	0
	TOTAL	48,012,858	40,377,003	51,847,740	38,543,830

GENERAL FUND

GENERAL NON-DEPT		ACCOUNTING UNIT			
GENERAL NON-DEPARTMENTAL		01105015			
Account Code	LINE ITEM RESOURCES	ACTUAL FY 21-22	ACTUAL FY 22-23	ADOPTED FY 23-24	PROPOSED FY 24-25
61020	Salaries Part-Time	4,029	0	0	0
61040	Salaries Overtime	1,061	0	0	0
61110	Part-Time Retirement	151	0	0	0
61120	Medicare Insurance	58	0	0	0
	SUBTOTAL SALARIES & BENEFITS	5,299	0	0	0
62140	Membership, Subscription & Dues	158,082	224,890	220,700	220,700
62300	Contract Services-Professional	849,127	612,076	900,000	980,000
62600	Parking Validation	2,000	0	2,000	2,000
	SUBTOTAL CONTRACTUALS	1,009,210	836,966	1,122,700	1,202,700
63001	Miscellaneous Operating Expenses	19,798	29,883	22,500	60,000
63005	Credit Card Expense	59	5	0	0
	SUBTOTAL COMMODITIES	19,857	29,889	22,500	60,000
65105	Benefits Overhead	0	0	40	0
	SUBTOTAL FIXED CHARGES	0	0	40	0
67100	Principal-Debt Services	537,732	557,264	577,510	598,480
67110	Interest-Debt Services	96,061	76,411	59,520	38,540
	SUBTOTAL DEBT SERVICE	633,793	633,675	637,030	637,020
69011	Reserve Appropriation	0	0	19,400,000	0
	SUBTOTAL MISCELLANEOUS	0	0	19,400,000	0
	TOTAL	1,668,159	1,500,530	21,182,270	1,899,720

GENERAL FUND

GENERAL NON-DEPT		ACCOUNTING UNIT			
UNFUNDED LIABILITY (UAL)		01105020			
Account Code	LINE ITEM RESOURCES	ACTUAL FY 21-22	ACTUAL FY 22-23	ADOPTED FY 23-24	PROPOSED FY 24-25
61102	Retirement- Employer Unfunded- Miscellaneous	17,179,357	7,948,810	6,395,590	7,979,330
61103	Retirement- Employer Unfunded - Police	17,261,461	10,869,606	8,978,800	11,386,140
61104	Retirement - Employer Unfunded - Fire	8,058,037	5,074,180	3,801,480	4,676,630
	SUBTOTAL SALARIES & BENEFITS	42,498,855	23,892,596	19,175,870	24,042,100
68001	POB Misc Xfer to Fund 406	1,242,299	4,848,845	3,716,750	4,075,810
68002	POB Safety Xfer to Fund 406	2,603,545	10,135,032	7,772,850	8,526,200
	SUBTOTAL TRANSFERS	3,845,844	14,983,877	11,489,600	12,602,010
	TOTAL	46,344,699	38,876,473	30,665,470	36,644,110

**CAPITAL OUTLAY FUND
DEPARTMENT RESOURCE SUMMARY**

GENERAL NON-DEPT

ACTIVITIES		ACTUAL FY 21-22	ACTUAL FY 22-23	ADOPTED FY 23-24	PROPOSED FY 24-25
EXPENDITURES					
05105015	NON-DEPARTMENTAL	32,779	32,779	292,000	292,000
	TOTAL EXPENDITURES	32,779	32,779	292,000	292,000
OPERATING EXPENSES		ACTUAL FY 21-22	ACTUAL FY 22-23	ADOPTED FY 23-24	PROPOSED FY 24-25
67000	DEBT SERVICE	32,779	32,779	292,000	292,000
	TOTAL	32,779	32,779	292,000	292,000

CAPITAL OUTLAY FUND

GENERAL NON-DEPT NON-DEPARTMENTAL		ACCOUNTING UNIT 05105015			
Account Code	LINE ITEM RESOURCES	ACTUAL FY 21-22	ACTUAL FY 22-23	ADOPTED FY 23-24	PROPOSED FY 24-25
67100	Principal-Debt Services	0	0	292,000	292,000
67200	Principal-Leases	28,472	29,362	0	0
67210	Interest-Leases	4,308	3,417	0	0
	SUBTOTAL DEBT SERVICE	32,779	32,779	292,000	292,000
	TOTAL	32,779	32,779	292,000	292,000

INTER-FUND TRANSFERS



**GENERAL FUND
DEPARTMENT RESOURCE SUMMARY**

INTERFUND TRANSFERS

ACTIVITIES	ACTUAL FY 21-22	ACTUAL FY 22-23	ADOPTED FY 23-24	PROPOSED FY 24-25
EXPENDITURES				
01106017 INTER-FUND XFERS - SRV ENHCMNT	1,081,870	1,081,870	1,081,870	1,081,870
01106019 GENERAL FUND: INTERFUND TRANSFERS	37,277,343	31,286,744	29,921,680	18,576,100
TOTAL EXPENDITURES	38,359,213	32,368,614	31,003,550	19,657,970
OPERATING EXPENSES	ACTUAL FY 21-22	ACTUAL FY 22-23	ADOPTED FY 23-24	PROPOSED FY 24-25
68000 TRANSFERS	38,359,213	32,368,614	31,003,550	19,657,970
TOTAL	38,359,213	32,368,614	31,003,550	19,657,970

GENERAL FUND

INTERFUND TRANSFERS		ACCOUNTING UNIT			
INTER-FUND XFERS - SRV ENHCMNT		01106017			
Account Code	LINE ITEM RESOURCES	ACTUAL FY 21-22	ACTUAL FY 22-23	ADOPTED FY 23-24	PROPOSED FY 24-25
68000	Transfer to Fund 067	1,081,870	1,081,870	1,081,870	1,081,870
	SUBTOTAL TRANSFERS	1,081,870	1,081,870	1,081,870	1,081,870
	TOTAL	1,081,870	1,081,870	1,081,870	1,081,870

GENERAL FUND

INTERFUND TRANSFERS		ACCOUNTING UNIT			
GENERAL FUND: INTERFUND TRANSFERS		01106019			
Account Code	LINE ITEM RESOURCES	ACTUAL FY 21-22	ACTUAL FY 22-23	ADOPTED FY 23-24	PROPOSED FY 24-25
68000	Transfer to 071	426,000	0	0	0
68000	Transfer to Fund 012 (Cannabis Public Benefit)	15,330,903	11,290,824	10,354,720	9,436,700
68000	Transfer to Fund 027	789,000	2,873,040	1,862,320	1,658,000
68000	Transfer to Fund 051	292,000	292,000	292,000	292,000
68000	Transfer to Fund 067	1,900,000	0	0	0
68000	Transfer to Fund 073	2,500,000	0	0	0
68000	Transfer to Fund 074	600,000	600,000	1,182,400	0
68000	Transfer to Fund 075	1,500,000	0	0	0
68000	Transfer to Fund 080	1,500,000	4,654,820	4,654,820	4,654,820
68000	Transfer to Fund 081	3,400,000	2,534,580	2,534,580	2,534,580
68000	Transfer to Fund 400 (Police Debt Service)	4,622,100	4,622,100	4,623,910	0
68000	Transfer to Fund 404 (Police Bldg/Ross Annex Debt)	4,417,340	4,419,380	4,416,930	0
	SUBTOTAL TRANSFERS	37,277,343	31,286,744	29,921,680	18,576,100
	TOTAL	37,277,343	31,286,744	29,921,680	18,576,100

CAPITAL IMPROVEMENT PROGRAM

FY2024-25 Projects By Category
Previously Funded FY2024-25 CIP Projects



FY2024-25 PROJECTS BY CATEGORY

Project Category	Project Title	Proposed FY2024-25	Planned Projects Years 2-7
Streets	Alley Improvement Program	1,500,000	10,713,000
Streets	Bedford Rd Rehab: Main Place to North City Limit	173,000	-
Streets	Bridge Preventative Maintenance Program (BPMP)	30,000	-
Streets	Bristol St & Memory Ln Intersection Widening	80,000	-
Streets	Bristol St Improvements & Widening: Phase 4 - Warner -St Andrew	968,560	-
Streets	Civic Center Rehab: Minter to Santiago	2,000,000	-
Streets	Civic Center Rehab: Shelton to Flower	1,286,000	-
Streets	Fairview Ave Rehab: South City Limits to Alton	3,842,480	-
Streets	Grand Ave Rehab: Edinger to McFadden	1,122,000	-
Streets	Industrial Street Repair Program	2,407,200	-
Streets	Local Street Preventative Maintenance	3,500,000	21,000,000
Streets	Main St Slurry Seal & Resurfacing: Memory to North City Limit	448,000	-
Streets	Pavement Management	400,000	2,400,000
Streets	Project Development	250,000	1,500,000
Streets	Raitt St Rehab: McFadden to 1st	1,616,000	-
Streets	Right-of-Way Management	350,000	2,100,000
Streets	Road Maintenance & Rehabilitation Capital Improvement Plan (FY26-FY31)	-	42,000,000
Streets	Warner Ave Improvements: Phase 1 - Main to Oak	993,000	-
Streets	Warner Ave Improvements: Phase 2 - Oak to Grand	242,030	-
Traffic	Bike Lane Project Development	80,000	480,000
Traffic	Bristol St Protected Bike Lanes: 1st to Civic Center	1,195,260	-
Traffic	Bristol St Protected Bike Lanes: St. Andrew to Edinger	655,820	-
Traffic	Bristol St Protected Bike Lanes: Warner to St Andrew	1,508,050	-
Traffic	Jackson Elementary & Diamond Elementary SRTS	850,000	7,312,000
Traffic	MacArthur Intermediate & Taft Elementary SRTS	650,000	4,200,000
Traffic	Madison Elementary, Roosevelt-Walker Academy, Century High SRTS	1,100,000	8,840,000
Traffic	Mendez Intermediate, ALA, Santiago Elementary & Sierra Intermediate SRTS	900,000	9,037,000
Traffic	Orange Ave Complete Streets	851,000	4,891,000
Traffic	Santa Ana High & Heninger Elementary SRTS	1,200,000	6,902,000
Traffic	Segerstrom Ave/Raitt St and Segerstrom Ave/Flower St Traffic Signal Modifications	1,300,000	-
Traffic	Traffic Management Plans	60,000	360,000
Traffic	Traffic Safety Project Development	50,000	300,000
Traffic	Traffic Signal Equipment Replacement	481,280	600,000
Utility/Drainage/Lighting	Sewer Enterprise Capital Improvement Plan (FY25-FY30)	-	27,013,001
Utility/Drainage/Lighting	Water Enterprise Capital Improvement Plan (FY25-FY30)	-	19,216,790
City & Park Facilities	Angels Park Cool Pavement Treatment	100,000	-
City & Park Facilities	El Salvador Park Cool Pavement Treatment	100,000	-
City & Park Facilities	El Salvador Park Restroom Renovation	300,000	-
City & Park Facilities	Logan/Chepa's Park Redesign	1,000,000	-
City & Park Facilities	Outdoor Library at Jerome Park	450,000	-
City & Park Facilities	Park Sidewalk/Ramp Improvements	400,000	-
City & Park Facilities	Renovate & Upgrade Public Parking Lots	300,000	-
City & Park Facilities	Zoo North End Wall	1,200,000	-
City & Park Facilities	Zoo Pathways Phase 2	400,000	-
Total Project Budgets		36,339,680	168,864,791



Jerome Park

PREVIOUSLY FUNDED FY2024-25 CIP PROJECTS*

Project Category	Project Title	Prior FY Funding	Proposed FY2024-25	Total Project Budget	Planned Projects Years 2-7
Streets	Bedford Rd Rehab: Main Place to North City Limit	40,000	173,000	213,000	-
Streets	Bristol St & Memory Ln Intersection Widening	3,588,225	80,000	3,668,225	-
Streets	Bristol St Improvements & Widening: Phase 4 - Warner -St Andrew	40,380,483	968,560	41,349,043	-
Streets	Fairview Ave Rehab: South City Limits to Alton	2,568,614	3,842,480	6,411,094	-
Streets	Grand Ave Rehab: Edinger to McFadden	1,234,000	1,122,000	2,356,000	-
Streets	Main St Slurry Seal & Resurfacing: Memory to North City Limit	400,000	448,000	848,000	-
Streets	Raitt St Rehab: McFadden to 1st	980,000	1,616,000	2,596,000	-
Streets	Right-of-Way Management	299,824	350,000	649,824	2,100,000
Streets	Warner Ave Improvements: Phase 1 - Main to Oak	29,929,792	993,000	30,922,792	-
Streets	Warner Ave Improvements: Phase 2 - Oak to Grand	34,017,612	242,030	34,259,642	-
Traffic	Jackson Elementary & Diamond Elementary SRTS	8,262,000	850,000	9,112,000	7,312,000
Traffic	MacArthur Intermediate & Taft Elementary SRTS	4,900,000	650,000	5,550,000	4,200,000
Traffic	Madison Elementary, Roosevelt-Walker Academy, Century High SRTS	9,990,000	1,100,000	11,090,000	8,840,000
Traffic	Mendez Intermediate, ALA, Santiago Elementary & Sierra Intermediate SRTS	9,987,000	900,000	10,887,000	9,037,000
Traffic	Orange Ave Complete Streets	85,000	851,000	936,000	4,891,000
Traffic	Santa Ana High & Heninger Elementary SRTS	8,222,000	1,200,000	9,422,000	6,902,000
City & Park Facilities	El Salvador Park Restroom Renovation	140,000	300,000	440,000	-
City & Park Facilities	Logan/Chepa's Park Redesign	500,000	1,000,000	1,500,000	-
City & Park Facilities	Outdoor Library at Jerome Park	3,699,600	450,000	4,149,600	-
Total Project Budgets		159,224,150	17,136,070	176,360,220	43,282,000

**This list indicates funds allocated to only one-time projects in previous fiscal years and does not include any recurring projects.*



Santiago Park

MISCELLANEOUS FEES SUMMARY



FY 2024-25 New Miscellaneous Fees

Parks, Recreation, and Community Services Agency

1. Field 7vs7

Existing Fee: None

Proposed Fee:

Field-Natural-A OR B (No Admission)

(one 7vs7 field is ½ of a soccer field)

Group 1 City-Sponsored		No Charge
Group 2 Youth Non-Profit Organization (Youth Sports Coalition)	Per Hour	\$15.00
Group 3 Resident Recreation Use	Per Hour	\$19.00
Group 4 Resident Commercial (Profit-Making) Use	Per Hour	\$48.00
Group 5 Non-Resident Recreation Use	Per Hour	\$49.00
Group 6 Non-Resident Commercial (Profit-Making) Use	Per Hour	\$50.00

Field-Natural-A OR B (Admission)

(one 7vs7 field is ½ of a soccer field)

Group 1 City-Sponsored		No Charge
Group 2 Youth Non-Profit Organization (Youth Sports Coalition)	Per Hour	\$16.00
Group 3 Resident Recreation Use	Per Hour	\$21.00
Group 4 Resident Commercial (Profit-Making) Use	Per Hour	\$55.00
Group 5 Non-Resident Recreation Use	Per Hour	\$56.00
Group 6 Non-Resident Commercial (Profit-Making) Use	Per Hour	\$57.00

Fields-Natural-A AND B (No Admission)

(two 7vs7 fields is 1 entire soccer field)

Group 1 City-Sponsored		No Charge
Group 2 Youth Non-Profit Organization (Youth Sports Coalition)	Per Hour	\$30.00
Group 3 Resident Recreation Use	Per Hour	\$38.00
Group 4 Resident Commercial (Profit-Making) Use	Per Hour	\$95.00
Group 5 Non-Resident Recreation Use	Per Hour	\$96.00

FY 2024-25 New Miscellaneous Fees

Group 6 Non-Resident Commercial (Profit-Making) Use	Per Hour	\$98.00
Field-Natural-A AND B (Admission) (two 7vs7 fields is 1 entire soccer field)		
Group 1 City-Sponsored		No Charge
Group 2 Youth Non-Profit Organization (Youth Sports Coalition)	Per Hour	\$32.00
Group 3 Resident Recreation Use	Per Hour	\$42.00
Group 4 Resident Commercial (Profit-Making) Use	Per Hour	\$110.00
Group 5 Non-Resident Recreation Use	Per Hour	\$112.00
Group 6 Non-Resident Commercial (Profit-Making) Use	Per Hour	\$114.00
Field-Synthetic-A OR B (No Admission) (one 7vs7 field is ½ of a soccer field)		
Group 1 City-Sponsored		No Charge
Group 2 Youth Non-Profit Organization (Youth Sports Coalition)	Per Hour	\$19.00
Group 3 Resident Recreation Use	Per Hour	\$24.00
Group 4 Resident Commercial (Profit-Making) Use	Per Hour	\$60.00
Group 5 Non-Resident Recreation Use	Per Hour	\$61.00
Group 6 Non-Resident Commercial (Profit-Making) Use	Per Hour	\$62.00
Field-Synthetic-A OR B (Admission) (one 7vs7 field is ½ of a soccer field)		
Group 1 City-Sponsored		No Charge
Group 2 Youth Non-Profit Organization (Youth Sports Coalition)	Per Hour	\$20.00
Group 3 Resident Recreation Use	Per Hour	\$26.00
Group 4 Resident Commercial (Profit-Making) Use	Per Hour	\$69.00
Group 5 Non-Resident Recreation Use	Per Hour	\$70.00
Group 6 Non-Resident Commercial (Profit-Making) Use	Per Hour	\$71.00
Fields-Synthetic-A AND B (No Admission) (two 7vs7 fields is 1 entire soccer field)		
Group 1 City-Sponsored		No Charge

FY 2024-25 New Miscellaneous Fees

Group 2 Youth Non-Profit Organization (Youth Sports Coalition)	Per Hour	\$38.00
Group 3 Resident Recreation Use	Per Hour	\$48.00
Group 4 Resident Commercial (Profit-Making) Use	Per Hour	\$119.00
Group 5 Non-Resident Recreation Use	Per Hour	\$120.00
Group 6 Non-Resident Commercial (Profit-Making) Use	Per Hour	\$122.00
Field-Synthetic-A AND B (Admission)		
(two 7vs7 fields is 1 entire soccer field)		
Group 1 City-Sponsored		No Charge
Group 2 Youth Non-Profit Organization (Youth Sports Coalition)	Per Hour	\$40.00
Group 3 Resident Recreation Use	Per Hour	\$52.00
Group 4 Resident Commercial (Profit-Making) Use	Per Hour	\$138.00
Group 5 Non-Resident Recreation Use	Per Hour	\$140.00
Group 6 Non-Resident Commercial (Profit-Making) Use	Per Hour	\$142.00
Field-Lay Replay (No Admission)		
Group 1 City-Sponsored		No Charge
Group 2 Youth Non-Profit Organization (Youth Sports Coalition)	Per Hour	\$19.00
Group 3 Resident Recreation Use	Per Hour	\$24.00
Group 4 Resident Commercial (Profit-Making) Use	Per Hour	\$60.00
Group 5 Non-Resident Recreation Use	Per Hour	\$61.00
Group 6 Non-Resident Commercial (Profit-Making) Use	Per Hour	\$62.00
Field-Lay Replay (Admission)		
Group 1 City-Sponsored		No Charge
Group 2 Youth Non-Profit Organization (Youth Sports Coalition)	Per Hour	\$20.00
Group 3 Resident Recreation Use	Per Hour	\$26.00
Group 4 Resident Commercial (Profit-Making) Use	Per Hour	\$69.00
Group 5 Non-Resident Recreation Use	Per Hour	\$70.00
Group 6 Non-Resident Commercial (Profit-Making) Use	Per Hour	\$71.00

The City previously charged a prorated field turf fee for this use. PRCSA is requesting for a fee to specifically identify this type of use of fields.

FY 2024-25 New Miscellaneous Fees

2. Santiago Park Amphitheater

Existing Fee: None

Proposed Fee:

Group 1 City-Sponsored		No Charge
Group 2 Youth Non-Profit Organization (Youth Sports Coalition)	Per Hour	\$50.00
Group 3 Resident Recreation Use	Per Hour	\$60.00
Group 4 Resident Commercial (Profit-Making) Use	Per Hour	\$70.00
Group 5 Non-Resident Recreation Use	Per Hour	\$80.00
Group 6 Non-Resident Commercial (Profit-Making) Use	Per Hour	\$90.00

Use of the newly renovated Santiago Park Outdoor Amphitheater. The park was recently remodeled and now includes a small outdoor amphitheater. This would be set up with hourly fees based on various user group designations.

3. Santiago Park Archery Range

Existing Fee: None

Proposed Fee:

Group 1 City-Sponsored		No Charge
Group 2 Youth Non-Profit Organization (Youth Sports Coalition)	Per Hour	\$10.00
Group 3 Resident Recreation Use	Per Hour	\$20.00
Group 4 Resident Commercial (Profit-Making) Use	Per Hour	\$30.00
Group 5 Non-Resident Recreation Use	Per Hour	\$40.00
Group 6 Non-Resident Commercial (Profit-Making) Use	Per Hour	\$50.00

The previous administrations had never identified this location as a rental venue, after reviewing the location it was determined that there were groups and individuals interested in pursuing rental use.

4. Fire Pits

Existing Fee: None

FY 2024-25 New Miscellaneous Fees

Proposed Fee:

Group 1 City-Sponsored		No Charge
Group 2 Youth Non-Profit Organization (Youth Sports Coalition)	Per Hour	\$5.00
Group 3 Resident Recreation Use	Per Hour	\$10.00
Group 4 Resident Commercial (Profit-Making) Use	Per Hour	\$15.00
Group 5 Non-Resident Recreation Use	Per Hour	\$20.00
Group 6 Non-Resident Commercial (Profit-Making) Use	Per Hour	\$25.00

The previous administrations had never identified this location as a rental venue, after reviewing the location it was determined that there were groups and individuals interested in pursuing rental use.

5. Fisher Park and Santiago Park Cabins

Existing Fee: None

Proposed Fee:

Group 1 City-Sponsored		No Charge
Group 2 Youth Non-Profit Organization (Youth Sports Coalition)	Per Hour	\$20.00
Group 3 Resident Recreation Use	Per Hour	\$20.00
Group 4 Resident Commercial (Profit-Making) Use	Per Hour	\$62.00
Group 5 Non-Resident Recreation Use	Per Hour	\$63.00
Group 6 Non-Resident Commercial (Profit-Making) Use	Per Hour	\$64.00

The previous administrations had never identified this location as a rental venue, after reviewing the location it was determined that there were groups and individuals interested in pursuing rental use.

6. Santiago Park Gas House

Existing Fee: None

Proposed Fee:

Group 1 City-Sponsored		No Charge
Group 2 Youth Non-Profit Organization (Youth Sports Coalition)	Per Hour	\$65.00
Group 3 Resident Recreation Use	Per Hour	\$75.00

FY 2024-25 New Miscellaneous Fees

Group 4 Resident Commercial (Profit-Making) Use	Per Hour	\$85.00
Group 5 Non-Resident Recreation Use	Per Hour	\$95.00
Group 6 Non-Resident Commercial (Profit-Making) Use	Per Hour	\$105.00

The Gas House was recently renovated with the Santiago Park Amphitheater. It was not in use for many years, prior to the set up of this fee. This fee would cover the cost of use of the renovated Gas House at Santiago Park. It would include the tables, grill, restroom, and prep tables.

7. Santiago Park Lawn Bowling Center

Existing Fee: None

Proposed Fee:

Friday and Sunday (2:00 p.m. to 10:00 p.m.)

Group 1 City-Sponsored		No Charge
Group 2 Youth Non-Profit Organization (Youth Sports Coalition)	Per reservation	\$600.00
Group 3 Resident Recreation Use	Per reservation	\$600.00
Group 4 Resident Commercial (Profit-Making) Use	Per reservation	\$1,200.00
Group 5 Non-Resident Recreation Use	Per reservation	\$1,225.00
Group 6 Non-Resident Commercial (Profit-Making) Use	Per reservation	\$1,250.00

Saturday (2:00 p.m. to 10:00 p.m.)

Group 1 City-Sponsored		No Charge
Group 2 Youth Non-Profit Organization (Youth Sports Coalition)	Per reservation	\$900.00
Group 3 Resident Recreation Use	Per reservation	\$900.00
Group 4 Resident Commercial (Profit-Making) Use	Per reservation	\$1,850.00
Group 5 Non-Resident Recreation Use	Per reservation	\$1,900.00
Group 6 Non-Resident Commercial (Profit-Making) Use	Per reservation	\$1,950.00

Sunday (6:00 a.m. to 12:00 p.m.)

Group 1 City-Sponsored		No Charge
Group 2 Youth Non-Profit Organization (Youth Sports Coalition)	Per reservation	\$450.00
Group 3 Resident Recreation Use	Per reservation	\$450.00
Group 4 Resident Commercial (Profit-Making) Use	Per reservation	\$900.00

FY 2024-25 New Miscellaneous Fees

Group 5 Non-Resident Recreation Use	Per reservation	\$920.00
Group 6 Non-Resident Commercial (Profit-Making) Use	Per reservation	\$940.00
Additional hours, hourly rate		
Group 1 City-Sponsored		No Charge
Group 2 Youth Non-Profit Organization (Youth Sports Coalition)	Per hour	\$121.00
Group 3 Resident Recreation Use	Per hour	\$121.00
Group 4 Resident Commercial (Profit-Making) Use	Per hour	\$245.00
Group 5 Non-Resident Recreation Use	Per hour	\$248.00
Group 6 Non-Resident Commercial (Profit-Making) Use	Per hour	\$253.00
Monday – Thursday Hourly Rate		
Group 1 City-Sponsored		No Charge
Group 2 Youth Non-Profit Organization (Youth Sports Coalition)	Per hour	\$121.00
Group 3 Resident Recreation Use	Per hour	\$121.00
Group 4 Resident Commercial (Profit-Making) Use	Per hour	\$245.00
Group 5 Non-Resident Recreation Use	Per hour	\$248.00
Group 6 Non-Resident Commercial (Profit-Making) Use	Per hour	\$253.00

The Lawn Bowling Center has been recently renovated and has been designated as a desirable rental space for use with the kitchen facilities, banquet area, and outdoor section.

8. Expedited Facility Reservation Fee

Existing Fee: None

Proposed Fee: Per application \$120.00

PRCSA has seen a demand for expedited services and therefore a fee is proposed to cover the overtime costs associated with the time needed to complete the application review.

FY 2024-25 New Miscellaneous Fees

9. Junior Lifeguard Camp

Existing Fee: None

Proposed Fee:

Resident	Per Week	\$115.00
Additional Non-Resident Fee		\$20.00

PRCSA is implementing a new Junior Lifeguard Camp to train youth in essential duties related to becoming a lifeguard.

FY 2024-25 New Miscellaneous Fees

Public Works Agency

1. Small Cell Initial License Fee

Existing Fee: None

Proposed Fee: Each Actual Cost

This non-refundable fee is tied to agreements associated with the small cell program.

FY 2024-25 Modified Miscellaneous Fees

Parks, Recreation, and Community Services Agency

1. Stadium Television & Advertising

Existing Fee:

Television Rights	Per Event	\$1,221.00
Graphics Operator	Per Hour	\$54.00

Advertising

Resident/Non-Profit	Per Day	\$52.00
Non-Resident/Non-Profit	Per Day	\$66.00
Resident/For-Profit	Per Day	\$79.00
Non-Resident/For-Profit	Per Day	\$106.00

Proposed Fee:

Television/Streaming Rights	Per Event	\$1,221.00
Graphics Operator	Per Hour	\$54.00
Show Lights	Per Hour	\$54.00

Advertising

Resident/Non-Profit	Per Day/Per Ad	\$52.00
Non-Resident/Non-Profit	Per Day/Per Ad	\$66.00
Resident/For-Profit	Per Day/Per Ad	\$79.00
Non-Resident/For-Profit	Per Day/Per Ad	\$106.00

This Show Lights fee is under the Stadium Television and Advertising Title and is based on the hourly costs of staff related to managing the lights. Requesting for the fee to be the same as Graphics Operator.

2. Hardscape Court

Existing Fee:

Group 1 City-Sponsored	No Charge
------------------------	-----------

FY 2024-25 Modified Miscellaneous Fees

Group 2 Youth Non-Profit Organization (Youth Sports Coalition)	Per Hour	\$2.00
Group 3 Resident Recreation Use	Per Hour	\$4.00
Group 4 Resident Commercial (Profit-Making) Use	Per Hour	\$9.00
Group 5 Non-Resident Recreation Use	Per Hour	\$10.00
Group 6 Non-Resident Commercial (Profit-Making) Use	Per Hour	\$11.00

Proposed Fee:

Group 1 City-Sponsored		No Charge
Group 2 Youth Non-Profit Organization (Youth Sports Coalition)	Per Hour	\$4.00
Group 3 Resident Recreation Use	Per Hour	\$6.00
Group 4 Resident Commercial (Profit-Making) Use	Per Hour	\$11.00
Group 5 Non-Resident Recreation Use	Per Hour	\$12.00
Group 6 Non-Resident Commercial (Profit-Making) Use	Per Hour	\$13.00

Fee is increased beyond the Consumer Price Index percentage to reflect the City’s cost to have staff monitor the reservation.

3. Santiago Lawn Bowling Greens

<u>Existing Fee:</u>	Per Month	\$657.00
<u>Proposed Fee:</u>	Per Hour	\$50.00

A modification in the Fee structure is requested to allow the community to rent the facility.

4. Plaza Calle Cuatro

Existing Fee:

Up to 6-Hour Rental		
Non-Resident/Business	Per Hour	\$40.00
Non-Resident/Non-Profit	Per Hour	\$35.00
Resident/Business	Per Hour	\$30.00
Resident/Non-Profit	Per Hour	\$25.00

FY 2024-25 Modified Miscellaneous Fees

Each Additional Hour Beyond 6 Hours

Non-Resident/Business	Per Hour	\$50.00
Non-Resident/Non-Profit	Per Hour	\$45.00
Resident/Business	Per Hour	\$40.00
Resident/Non-Profit	Per Hour	\$35.00

Proposed Fee:

Up to 6-Hour Rental

Non-Resident/Business	Per Hour	\$40.00
Non-Resident/Non-Profit	Per Hour	\$35.00
Resident/Business	Per Hour	\$30.00
Resident/Non-Profit	Per Hour	\$25.00

Each Additional Hour Beyond 6 Hours

Non-Resident/Business	Per Hour	\$50.00
Non-Resident/Non-Profit	Per Hour	\$45.00
Resident/Business	Per Hour	\$40.00
Resident/Non-Profit	Per Hour	\$35.00

Special Event Surcharge

Minor Event	Per Event	\$100.00
Moderate Event	Per Event	\$150.00
Major Event	Per Event	\$200.00

Additional processing time is required for the review of special events at this location. Therefore, PRCSA is requesting a modification to include a surcharge for special events in addition to the rental fee.

5. Zoo Admissions

Existing Fee:

Adult	Each	\$13.00
Child/Senior	Each	\$10.00

FY 2024-25 Modified Miscellaneous Fees

Friends of Zoo	Each	Free
<u>Proposed Fee:</u>		
Adult	Each	\$13.00
Child/Senior	Each	\$10.00
Friends of Zoo	Each	Free
SNAP Participants	Each	\$3.00
<i>(Supplemental Nutritional Assistance Program)</i>		

The Santa Ana Zoo requests to participate in the Institute of Museum and Library Services, Museums for All Program, which offers free or reduced admission to facilities for individuals on the Supplemental Nutritional Assistance Program (SNAP). By promoting affordable museum experiences, the program bolsters the role of museums (which include zoos) as community anchors.

6. Community Center Room

Existing Text:

Large 2,000+ sq. ft. (Based on Southwest Senior Center-California Room)

Proposed Text/Unit:

Large 2,000+ sq. ft.

Include "Per Hour" as the Unit

Existing Text:

Medium 1,000-1,999 sq. ft. (Based on Salgado Community Center-Meeting Room A)

Proposed Text/Unit:

Medium 1,000-1,999 sq. ft.

Include "Per Hour" as the Unit

Existing Text:

Small <1,000 sq. ft. (Based on Salgado Community Center-Meeting Room B)

Proposed Text/Unit:

Small <1,000 sq. ft.

Include "Per Hour" as the Unit

FY 2024-25 Modified Miscellaneous Fees

Existing Text:

Gymnasium (Based on Salgado Community Center-Gymnasium)

Proposed Text/Unit:

Gymnasium

Include "Per Hour" as the Unit

Existing Fee:

Kitchen (Based on Salgado Community Center-Kitchen)

Group 1 City-Sponsored		No Charge
Group 2 Youth Non-Profit Organization (Youth Sports Coalition)	Per Hour	\$15.00
Group 3 Resident Recreation Use	Per Hour	\$15.00
Group 4 Resident Commercial (Profit-Making) Use	Per Hour	\$46.00
Group 5 Non-Resident Recreation Use	Per Hour	\$47.00
Group 6 Non-Resident Commercial (Profit-Making) Use	Per Hour	\$48.00

Proposed Fee:

Kitchen

Group 1 City-Sponsored		No Charge
Group 2 Youth Non-Profit Organization (Youth Sports Coalition)	Per Reservation	\$50.00
Group 3 Resident Recreation Use	Per Reservation	\$50.00
Group 4 Resident Commercial (Profit-Making) Use	Per Reservation	\$50.00
Group 5 Non-Resident Recreation Use	Per Reservation	\$100.00
Group 6 Non-Resident Commercial (Profit-Making) Use	Per Reservation	\$100.00

The fee name was updated for simplicity. The use of the kitchen has a fixed cost related to whether used for one hour or multiple hours, therefore the new Fee structure better represents the costs associated with the use of the amenity.

FY 2024-25 Modified Miscellaneous Fees

7. Park Facilities Deposit

Existing Fee:

<p>The appropriate deposit for each Park Facility Rental will be 20% of the overall permit cost for permits over \$500. No deposit will be required for permits under \$500.</p>	<p>Per Reservation</p>	<p>20% of Overall Permit Cost Over \$500</p>
--	------------------------	--

Existing Account: 99801001-21662

Proposed Fee:

<p>The appropriate deposit for each Park Facility Rental will be 20% of the overall permit cost for permits over \$500. No deposit will be required for permits under \$500.</p>	<p>Per Reservation</p>	<p>20% of Overall Permit Cost Over \$500</p>
--	------------------------	--

Plaza Calle Cuatro Security Deposit

Minor Event	Per Event	\$75.00
Moderate Event	Per Event	\$100.00
Major Event	Per Event	\$125.00

Proposed Account: 01101001-21662

The Deposit structure was modified to identify a specific deposit amount for Plaza Calle Cuatro, which is different from other City Park facilities, such as parks or centers. Additionally, the account listed in the schedule has changed to reflect the change the Finance Department has made with respect to where deposits are recorded in the City’s accounting system.

FY 2024-25 Modified Miscellaneous Fees

Planning and Building Agency

1. Microfilm Records

Existing Name: Microfilm Records
Proposed Name: Digital Archiving Records

The City has transitioned from microfilm to electronic record management systems and the same fee applies to archiving the digital records.

2. Change of Site Address Request

Existing Name: Change of Site Address Request
Proposed Name: Change of Site/Unit Address

The City charges a fee for changes of address, which can include a main site address or the unit numbers within a multi-unit complex.

3. Major Commercial Modification Review

Existing Name: Major Commercial Modification Review
Proposed Name: Major Residential/Commercial Modification Review

The City charges a fee for major remodels to commercial centers and residences, such as a second-story addition or major rear addition.

FY 2024-25 Modified Miscellaneous Fees

Police Department

1. Modified Fee Accounts

Current Account	Miscellaneous Fee	Proposed Account
53416	Administration Citation Fee Parking violations of Oversized and Recreational Vehicles pursuant to SAMC sec. 36-145	55600
57401	Police Security Services Commander Sergeant Police Officers PCO/PSO/Reserve	57400, 57401
55402	Commercial Vehicle Violation: Public Streets vehicle in excess of 6 ft. in height parked within 100 ft. of posted intersection (SAMC 36-145.5) First Violation Second Violation (within a 12-month period) Third Violation (within a 12-month period)	55000

2. Equipment Violation

Existing Text: Pursuant to SAMC Sec. 40225

Proposed Text: Pursuant to CVC Sec. 40225

The description change is only to reflect the correct California Vehicle Code section applicable to this miscellaneous fee.

3. Parking on Left Side of One-Way Roadway

Existing Text: Pursuant to SAMC Sec. 36-136(d)

Proposed Text: Pursuant to SAMC Sec. 36-136(c)

The description change is only to reflect the correct Santa Ana Municipal Code section applicable to this miscellaneous fee.

FY 2024-25 Modified Miscellaneous Fees

Public Works Agency

1. Modified Fee Accounts

Current Account	Miscellaneous Fee	Proposed Account
08617002-51708	CIP Construction Permit Consultant Fee Per CIP CWA Oversight Consultant Proposal Per Project Scope of Work	10117002-51708
03517002-50300	Harbor Specific Plan Non-Residential - Other Use Non-Residential - Retail/Restaurant Residential - Single Family/Multi-Family	04917002-50300
03517002-50300	Transit Zoning Code Non-Residential Civic Non-Residential Commercial Non-Residential Industrial Non-Residential Retail Residential High-Rise Tower Residential Multi-Family Residential Single Family	04817002-50300
03317002-50300	Transportation System Improvement Area Non-Residential - Area B	04217002-50300
99117002-50301	Transportation System Improvement Area Non-Residential - Area C	04317002-50300
99217002-50301	Transportation System Improvement Area Non-Residential - Area D	04417002-50300
03317002-50300	Transportation System Improvement Area Residential - Multi-Family, Area B	04217002-50300
99117002-50301	Transportation System Improvement Area Residential - Multi-Family, Area C	04317002-50300
99217002-50301	Transportation System Improvement Area Residential - Multi-Family, Area D	04417002-50300
03317002-50300	Transportation System Improvement Area Residential - Single-Family, Area B	04217002-50300

FY 2024-25 Modified Miscellaneous Fees

99117002-50301	Transportation System Improvement Area Residential - Single-Family, Area C	04317002-50300
99217002-50301	Transportation System Improvement Area Residential - Single-Family, Area D	04417002-50300

2. Overtime Fee for Construction Inspectors

Existing Fee:

Construction Inspector overtime rate range.

Actual overtime hourly - rate based on Inspector's salary step	Per Hour	Actual Staff Overtime Costs
--	----------	-----------------------------

Proposed Fee:

Construction Inspector overtime rate	Per Hour	\$138.71
--------------------------------------	----------	----------

Fee updated to automate overtime billings in the new Clariti permitting system project.

3. Improvement Plan Check Initial Deposit (Streets, Utilities, Grading, Maps, etc.) Fee

Existing Fee:

Improvement Plan Check Initial Deposit (Streets, Utilities, Grading, Maps, etc.) Fee	Each	\$430.00
--	------	----------

Proposed Fee:

Improvement Plan Check Initial (Streets, Utilities, Grading, Maps, etc.) Fee	Each	Actual Cost
--	------	-------------

This is the initial cost of plan check hours in staff processing time. Costs can vary. The initial plan check fee can range from double, quintuple, to ten times the improvement plan check fee.

4. Accelerated Plan Check Initial Deposit (Streets, Utilities, Maps, etc.) Fee

Existing Fee:

Accelerated Plan Check Initial Deposit (Streets, Utilities, Maps, etc.) Fee	Each	\$576.00
---	------	----------

Proposed Fee:

FY 2024-25 Modified Miscellaneous Fees

Accelerated Plan Check Initial (Streets, Utilities, Maps, etc.) Fee	Each	Actual Cost
---	------	-------------

This is the initial cost of accelerated plan check hours in staff processing time. Costs can vary. The initial plan check fee can range from double, quintuple, to ten times the accelerated plan check for public improvements fee.

5. Traffic Occupancy or Lane Closure Requiring Signage

Existing Fee:

All Streets	Per Day	\$378.00
Minor Streets	Deposit	\$1,195.00
Major Streets	Deposit	\$1,592.00

Proposed Fee:

All Streets	Per Day	\$396.00
	3-5 days	\$1,188.00
	2 week period	\$1,584.00
	3 week period	\$1,980.00
	4 week period	\$2,376.00
Minor Streets	Deposit	\$1,251.00
Major Streets	Deposit	\$1,666.00
Monitoring Well	Quarterly	\$1,584.00

Memorialize existing lane closure fees. These fees (3-5 days/2 week period/3 week period/4 week period) from SAPIN are already collected by the City but are not listed on the fee schedule. This is 3-5 days - triple (3 x \$396.00), 2 week period - quadruple (4 x \$396.00), 3 week period - quintuple (5 x \$396.00), 4 week period - sextuple (6 x \$396.00), Quarterly - quadruple (4 x \$396.00) the traffic occupancy or lane closure requiring signage per day fee.

FY 2024-25 Deleted Miscellaneous Fees

Parks, Recreation, and Community Services Agency

1. Showmobile and Other Equipment

Existing Fee:

Mobile Bleacher * 4-Hour Minimum	Per Hour*	\$45.00
Mobile Bleacher Additional Hour	Per Hour	\$36.00

Proposed Fee: None

Due to the condition of the bleachers the City will no longer make these available.

FY 2024-25 Deleted Miscellaneous Fees

Fire & Emergency Medical Services

1. Fireworks/Stands and Displays

Existing Fee:

Permit for Sale (Retail Stand Only)	Per Stand	\$524.00
-------------------------------------	-----------	----------

Proposed Fee: None

This legacy Santa Ana Fire Department fee is no longer applicable to the City’s fee schedule. Orange County Fire Authority charges their own firework stand fees based on their respective fee schedule.