



# CITY OF SANTA ANA ADOPTED CITY BUDGET

FY 2024 - 25

Adopted June 18, 2024  
Effective July 1, 2024



| [www.santa-ana.org](http://www.santa-ana.org) |

# Santa Ana City Council



**Mayor**

**Valerie Amezcuca**

[VAmezcuca@santa-ana.org](mailto:VAmezcuca@santa-ana.org)



**Ward 1**

**Thai Viet Phan**

[tphan@santa-ana.org](mailto:tphan@santa-ana.org)



**Ward 2**

**Benjamin Vazquez**

[bvazquez@santa-ana.org](mailto:bvazquez@santa-ana.org)



**Ward 3**

**Jessie Lopez**

[jessielopez@santa-ana.org](mailto:jessielopez@santa-ana.org)



**Ward 4**

**Phil Bacerra**

[pbacerra@santa-ana.org](mailto:pbacerra@santa-ana.org)



**Ward 5**

**Johnathan Ryan  
Hernandez**

[bvazquez@santa-ana.org](mailto:bvazquez@santa-ana.org)

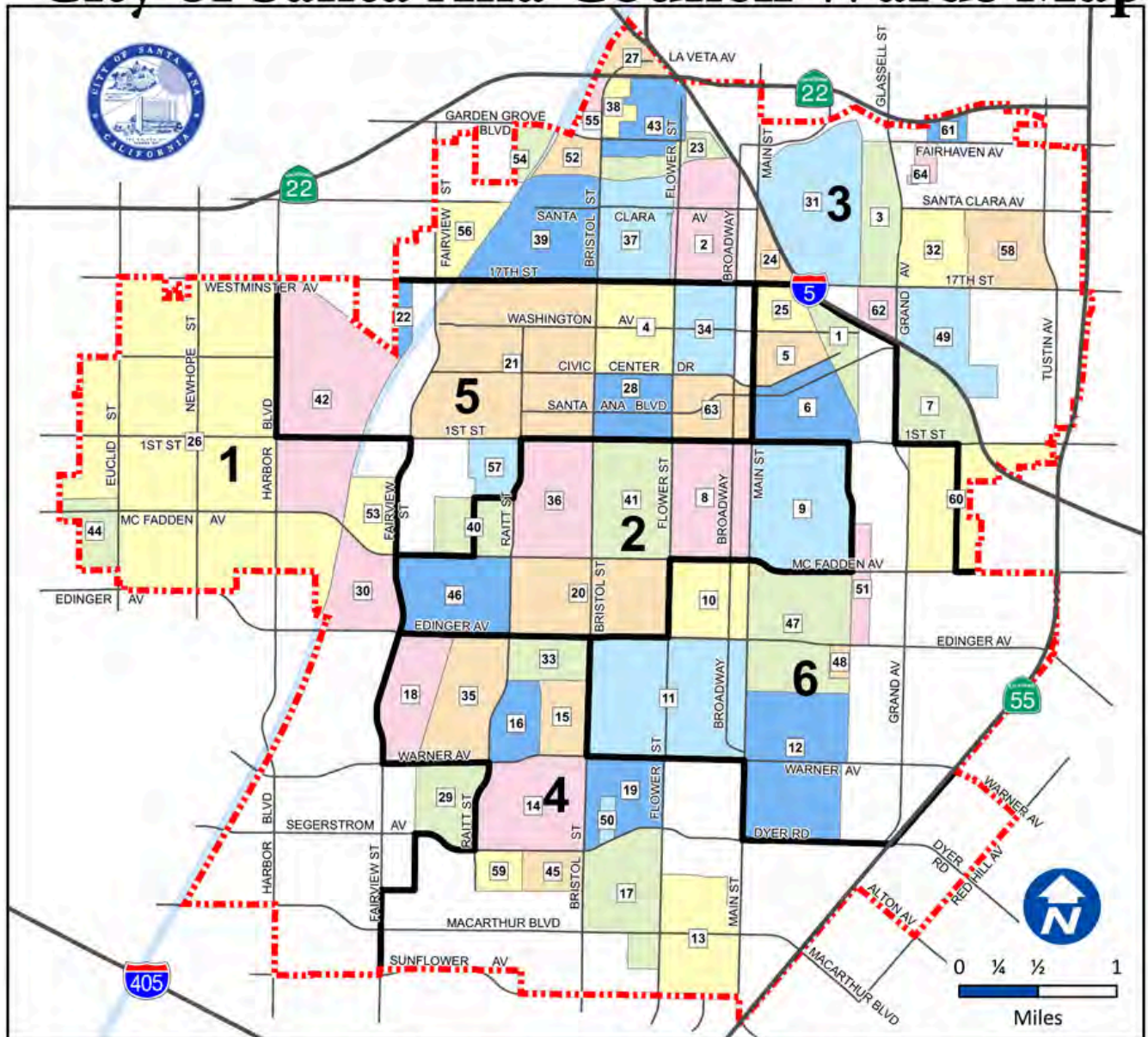


**Ward 6**

**David Penaloza**

[dpenaloza@santa-ana.org](mailto:dpenaloza@santa-ana.org)

# City of Santa Ana Council Wards Map



## Council Wards and Neighborhoods

### SANTA ANA NEIGHBORHOODS

- |                             |                        |                              |                            |                           |
|-----------------------------|------------------------|------------------------------|----------------------------|---------------------------|
| 1. Logan                    | 14. Thornton Park      | 27. Northwest                | 39. Riverview              | 52. Casa De Santiago      |
| 2. Floral Park              | 15. Bristol/Warner     | 28. Flower Park              | 40. Bella Vista            | 53. Windsor Village North |
| 3. Fairhaven                | 16. Laurelhurst        | 29. Morning Sunwood          | 41. Pico-Lowell            | 54. Concord               |
| 4. Washington Square        | 17. South Coast        | 30. Windsor Village          | 42. Santa Anita            | 55. Riverglen             |
| 5. French Park              | 18. Centennial Park    | 31. Park Santiago            | 43. Morrison/Eldridge Park | 56. Edna Park             |
| 6. Lacy                     | 19. Sunwood Central    | 32. Portola Park             | 44. West Grove Valley      | 57. Casa Bonita           |
| 7. Saddleback View          | 20. Mid-City           | 33. Shadow Run               | 45. Republic Homes         | 58. Meredith Parkwood     |
| 8. Heninger Park            | 21. Artesia Pilar      | 34. Willard                  | 46. New Horizons           | 59. Metro Classic         |
| 9. Pacific Park             | 22. Mar-Les            | 35. Valley Adams             | 47. Madison Park           | 60. Lyon Street           |
| 10. Wilshire Square         | 23. Fisher Park        | 36. Central City             | 48. Cedar Evergreen Co-Op  | 61. Fairbridge Square     |
| 11. Santa Ana Memorial Park | 24. Santa Ana Triangle | 37. West Floral Park         | 49. Mabury Park            | 62. Grand Sunrise         |
| 12. Delhi                   | 25. French Court       | 38. Bristol Memory Coalition | 50. Rosewood Baker         | 63. Downtown              |
| 13. Sandpointe              | 26. Riverview West     |                              | 51. Cornerstone Village    | 64. Young Square          |

Council Wards Adopted: 4/5/2022

Map Date: 4/12/2022

# Executive Management Team



**Alvaro Nuñez,**  
City Manager



**Steven Mendoza,**  
Assistant City Manager



**Vacant,**  
Assistant City Manager



**Sylvia Vazquez,**  
Deputy City Manager



**Sonia Carvalho,**  
City Attorney



**Jennifer Hall,**  
City Clerk



**Mike Garcia,**  
Executive Director,  
Community Development Agency



**Kathryn Downs,**  
Executive Director,  
Finance & Management Services



**Lori Schnaider,**  
Executive Director,  
Human Resources



**Jack Ciulla,**  
Chief Technology Officer,  
Information Technology



**Brian Sternberg,**  
Executive Director,  
Library Services



**Hawk Scott,**  
Executive Director,  
Parks, Recreation & Community Services



**Minh Thai,**  
Executive Director,  
Planning & Building Agency



**Robert Rodriguez,**  
Acting Chief,  
Police Department



**Nabil Saba,**  
Executive Director,  
Public Works Agency

**SECTIONS**

**GENERAL OVERVIEW**

**TRANSMITTAL LETTER**

A message from the City Manager highlighting accomplishments and goals.

**TABLE OF CONTENTS**

Lists sections by subject in page order.

**CITY OVERVIEW**

Presents city history, places to visit, current demographics, governing body, local economy with a focus on new businesses, efforts to support the unhoused community, the strategic plan, and priorities & goals.

**FINANCIAL STRUCTURE, POLICY & PROCESS**

Includes descriptions of the annual budget process, the City’s Fund Structure, types of funds, department/fund relationships, city policies, procedures and operating guidelines. Also included are the various resolutions and ordinances related to the overall budget process.

**PERSONNEL & STAFFING**

Provides detail on the position changes. The section consists of the City’s organization chart, the workforce changes for the year and position summaries listing increases and decreases.

**BUDGET OVERVIEW & HIGHLIGHTS**

Includes General Fund Reconciliation & Summaries, Voter approved initiatives-Measure X and the Cannabis Tax, displays, graphs and trend analyses of major City revenues and expenditures, as well as multi-year outlooks.

**DEPARTMENTAL / PROGRAM INFORMATION**

Each Department Budget detail contains an organizational chart, a summary of the core services and goals for the upcoming fiscal year, FY23-24 highlights, Key Performance Measures (KPM’s), and summaries of revenues and expenditures.

**CITY MANAGER’S OFFICE**

The City Manager’s Office (CMO) provides for the effective implementation of the City Council’s policy and priorities, advises the Council on reliable methods of responding to community needs, ensures responsible organizational and fiscal management, and promotes the philosophy of continuous improvement. The CMO provides oversight and management of content for external communication across various platforms.

**CITY COUNCIL**

This budget allocation provides direct support for the City Council’s offices and operations.

**SECTIONS**

**GENERAL OVERVIEW**

<p><b>CITY CLERK</b></p>	<p>The City Clerk is responsible for the care of official records and documents of the city such as agendas, minutes, resolutions, ordinances, and for providing and maintaining legal and historical records and information.</p>
<p><b>CITY ATTORNEY’S OFFICE</b></p>	<p>The City Attorney’s vision is to strive to always serve as effective advocates for our client’s interests, in court and elsewhere. We seek to be a value added resource that understands our clients’ needs and offers viable result-oriented solutions to both commonplace and intractable problems.</p>
<p><b>HUMAN RESOURCES DEPARTMENT</b></p>	<p>The Human Resources Department, through strategic partnerships, takes a leadership role by recruiting and developing a talented workforce, ensuring a safe and healthy work environment, and delivering highly responsive professional expertise and services using innovative and transparent approaches with professional integrity.</p>
<p><b>FINANCE DEPARTMENT</b></p>	<p>The Finance Department manages internal City financial operations and controls at the highest level of efficiency with effective staffing and management. We safeguard public funds through proper internal controls, expenditure, and service operations. We provide support services for all City departments and direct service to the City’s residents.</p>
<p><b>LIBRARY</b></p>	<p>The Santa Ana Public Library’s purpose is to respond to our community’s informational, educational, and personal interest needs using books, materials, technology, e-resources and professional expertise. The Santa Ana Public Library has a professional, multilingual and courteous staff that shares the cultural heritage of the community.</p>
<p><b>PARKS, RECREATION AND COMMUNITY SERVICES DEPARTMENT</b></p>	<p>The Parks, Recreation and Community Services Department is responsible for delivering a variety of services to the community that includes hundreds of recreation programs annually, 49 parks, 6 community centers, 2 recreation centers, 2 senior centers, 10 fitness courts, 7 recreational trails, 5 municipal swimming pools, 5 community gardens, 2 log cabins, 3 skate parks, 2 lakes, 1 tennis center, 1 stadium and operations of the Santa Ana Zoo.</p>

**SECTIONS**

**GENERAL OVERVIEW**

**POLICE DEPARTMENT**

The Santa Ana Police Department provides effective police services with integrity, respect, and compassion while fostering strong partnerships with the community.

**FIRE AND EMERGENCY MEDICAL SERVICES**

The City contracts with Orange County Fire Authority and CARE Ambulance to provide emergency fire and medical response.

**PLANNING AND BUILDING AGENCY**

The Planning and Building Agency plays a critical role in achieving the City Council’s goals for the physical development of the community. The agency’s objective is to provide a safe, attractive, and businessfriendly community through implementing state and local construction codes, as well as planning and regulating future land uses.

**PUBLIC WORKS AGENCY**

The Public Works Agency constructs and maintains public facilities and the public right-of-way, and provides water, sewer and contracted trash services.

**COMMUNITY DEVELOPMENT AGENCY**

The Community Development Agency (CDA) is responsible for providing services in the areas of economic development, job training, affordable housing, parking enterprise and downtown development.

**INFORMATION TECHNOLOGY DEPARTMENT**

The Information Technology Department is an Internal Service department within the City of Santa Ana organization. The department is responsible for advising, implementing, and supporting technology for all of the City departments.

**MUSEUM FUND**

This fund currently accounts for the City’s contractual obligation to maintain the City-owned building occupied by the Bowers Museum, which enriches lives through the world’s finest arts and cultures.

**DEBT SERVICE, NON-DEPARTMENTAL, AND INTER-FUND TRANSFERS**

These categories encompass other expenditures.

**CAPITAL IMPROVEMENT PROGRAM**

Capital Improvement projects either install a new asset or extend the useful life of an existing asset. Examples include acquisition of land, construction, expansion, or major renovation of city infrastructure such as roads, buildings, storm drains, and parks.

**GLOSSARY**

A list of key terms and acronyms frequently mentioned in budget documents, presentations and City Council discussions.

MAYOR  
Valerie Amezcua  
MAYOR PRO TEM  
Thai Viet Phan  
COUNCILMEMBERS  
Phil Bacerra  
Johnathan Ryan Hernandez  
Jessie Lopez  
David Penaloza  
Benjamin Vazquez



ACTING CITY MANAGER  
Alvaro Nuñez  
CITY ATTORNEY  
Sonia R. Carvalho  
CITY CLERK  
Jennifer L. Hall

## CITY OF SANTA ANA

### CITY MANAGER'S OFFICE

20 Civic Center Plaza • P.O. Box 1988  
Santa Ana, California 92702  
[www.santa-ana.org](http://www.santa-ana.org)

July 2024

Honorable Mayor and City Council:

I hereby present the approved Fiscal Year (FY) 2024-2025 budget for the City of Santa Ana, which adds a range of new programs sought by the community while also making long-term investments in roads, infrastructure and public facilities. The total budget, including funds restricted for specific uses, is \$734 million.

The budget has a \$406.8 million general fund that will pay for essential City services, including police and fire protection, libraries, park programs, planning and building, code enforcement, public works, economic development, and more. The \$36.3 million capital improvement program will fund ongoing road and traffic safety projects, park and library expansions, and other infrastructure and facility improvements.

Thanks to your hard work and that of our City staff, the 2024-2025 budget was approved on time and balanced, meaning that recurring spending fits within recurring revenue. The City maintains an 18% general fund reserve of \$73 million and has an AA credit rating from Standard and Poor's, reflecting years of careful financial planning.

Community engagement and feedback were an integral part of the budget process. City staff successfully built on last year's public outreach efforts, resulting in a 42% increase in total engagement. More than 2,400 community members participated in this year's budget process, which was an increase of 660 from the previous year. Residents were able to share their ideas and learn about the budget by taking a survey, using online budget simulation tools, attending one of seven community budget meetings hosted by the City, or engaging with City staff at other events and meetings. The community budget survey received 2,224 responses this year, compared with 1,564 last year.

This community input helped guide City staff in prioritizing funding in the budget presented to City Council. As a result, the approved budget and the City's Capital Improvement Program include:

- Over \$30 million for street and traffic safety improvements
- Safe Routes to School Projects, such as street signage, road striping and crosswalks
- Youth programs

#### SANTA ANA CITY COUNCIL

Valerie Amezcua  
Mayor  
[vamezcua@santa-ana.org](mailto:vamezcua@santa-ana.org)

Thai Viet Phan  
Mayor Pro Tem, Ward 1  
[jessielopez@santa-ana.org](mailto:jessielopez@santa-ana.org)

Benjamin Vazquez  
Ward 2  
[bvazquez@santa-ana.org](mailto:bvazquez@santa-ana.org)

Jessie Lopez  
Ward 3  
[jessielopez@santa-ana.org](mailto:jessielopez@santa-ana.org)

Phil Bacerra  
Ward 4  
[pbacerra@santa-ana.org](mailto:pbacerra@santa-ana.org)

Johnathan Ryan Hernandez  
Ward 5  
[jryanhernandez@santa-ana.org](mailto:jryanhernandez@santa-ana.org)

David Penaloza  
Ward 6  
[dpenaloza@santa-ana.org](mailto:dpenaloza@santa-ana.org)



- A children's zoo at Santa Ana Zoo
- Public art
- Bus stop maintenance
- Pothole repairs
- Technology improvements for the police dispatch center
- Bristol Street improvements from Warner Avenue to St. Andrew Place
- Upgraded traffic signals on Segerstrom Avenue at Raitt and Flower streets
- Redesign of Chepa's Park
- Outdoor library at Jerome Park

**Revive Santa Ana**

Additionally, the City is moving forward with several major pandemic recovery projects over the next couple of years as part of the \$128.3 million Revive Santa Ana initiative funded by the federal American Rescue Plan Act (ARPA.) Since the first part of this funding was approved in 2021, the City has spent over half, or \$64.4 million, for projects including neighborhood street lighting, new park restrooms, youth and library programs, free food distributions, homeless rapid response, artist grants, and financial assistance for residents, small businesses and nonprofit organizations.

Upcoming Revive Santa Ana projects include:

- The largest renovation and modernization of the Main Library in over 60 years
- Renovation of the Newhope Branch Library
- A new library branch at Delhi Center
- An innovative outdoor library at Jerome Park
- Construction of a modern Memorial Park Aquatics Facility to replace the park's aging pool
- Santa Anita Community Center renovations
- Centennial Park lake renovation
- Digital marquees at local parks to improve the City's communication with residents

**Measure X spending**

The voter-approved Measure X sales tax has played an essential role in the City's ability to expand services year after year, while also investing in long-term improvements. From 2019 through June 30, 2025, the City estimates it will have collected \$428.7 million from Measure X.

More than a quarter of the Measure X funds have gone to preserving and enhancing public safety services, and over \$10 million has gone to address the impacts of homelessness. The sales tax revenue has also been used to fix streets, maintain parks, provide youth services, rehabilitate aging City facilities, increase tree trimming, and to complete other improvements that have benefited the Santa Ana community.

Measure X funds 21% of the general fund budget, and while the 1.5% sales tax rate will decrease to 1% on April 1, 2029, the City is proactively planning for this adjustment. We are

SANTA ANA CITY COUNCIL

Valerié Amezcua  
Mayor  
[vamezcua@santa-ana.org](mailto:vamezcua@santa-ana.org)

Thai Viet Phan  
Mayor Pro Tem, Ward 1  
[jessielopez@santa-ana.org](mailto:jessielopez@santa-ana.org)

Benjamin Vazquez  
Ward 2  
[bvazquez@santa-ana.org](mailto:bvazquez@santa-ana.org)

Jessie Lopez  
Ward 3  
[jessielopez@santa-ana.org](mailto:jessielopez@santa-ana.org)

Phil Bacerra  
Ward 4  
[pbacerra@santa-ana.org](mailto:pbacerra@santa-ana.org)

Johnathan Ryan Hernandez  
Ward 5  
[jryanhernandez@santa-ana.org](mailto:jryanhernandez@santa-ana.org)

David Penaloza  
Ward 6  
[dpenaloza@santa-ana.org](mailto:dpenaloza@santa-ana.org)

taking steps to control spending, modernize services, update the Strategic Plan, and grow the City's tax base through new development. As we adapt to these changes, there may be adjustments to service levels to ensure a balanced budget in 2029. Community engagement will be more important than ever to ensure the City Council is able to make the right spending decisions for the community, as the City will have to carefully monitor and evaluate spending to maintain essential services without compromising our fiscal stability.

**Conclusion**

The Fiscal Year 2024-2025 budget allows us to maintain the highest-quality City services and programs for our residents, neighborhoods, and businesses. The budget reflects our commitment to long-term investments in our infrastructure, thoughtful development planning, and adapting our services to meet the changing needs of our community. Thanks to your leadership, the dedicated work of City staff, and the involvement of the Santa Ana community, it reflects a vision for Santa Ana's future.

Respectfully submitted,



Alvaro Nuñez  
Acting City Manager

SANTA ANA CITY COUNCIL

Valerie Amezcua  
Mayor  
[vamezcua@santa-ana.org](mailto:vamezcua@santa-ana.org)

Thai Viet Phan  
Mayor Pro Tem, Ward 1  
[jessielopez@santa-ana.org](mailto:jessielopez@santa-ana.org)

Benjamin Vazquez  
Ward 2  
[bvazquez@santa-ana.org](mailto:bvazquez@santa-ana.org)

Jessie Lopez  
Ward 3  
[jessielopez@santa-ana.org](mailto:jessielopez@santa-ana.org)

Phil Bacerra  
Ward 4  
[pbacerra@santa-ana.org](mailto:pbacerra@santa-ana.org)

Johnathan Ryan Hernandez  
Ward 5  
[jryanhernandez@santa-ana.org](mailto:jryanhernandez@santa-ana.org)

David Penaloza  
Ward 6  
[dpenaloza@santa-ana.org](mailto:dpenaloza@santa-ana.org)



GOVERNMENT FINANCE OFFICERS ASSOCIATION

*Distinguished  
Budget Presentation  
Award*

PRESENTED TO

**City of Santa Ana  
California**

For the Fiscal Year Beginning

**July 01, 2023**

*Christopher P. Morill*

Executive Director

# Table of Contents

<b>Santa Ana City Council</b> .....	<b>i</b>
<b>City of Santa Ana Council Wards Map</b> .....	<b>ii</b>
<b>Executive Management Team</b> .....	<b>iii</b>
<b>Budget Tour</b> .....	<b>iv - vi</b>
<b>Letter of Transmittal</b> .....	<b>vii - ix</b>
<b>GFOA Distinguished Budget Presentation Award</b> .....	<b>x</b>
<b>City Profile</b>	
City of Santa Ana History.....	2
Places to Visit.....	3
City Profile.....	4
Governing Body.....	5
Local Economy.....	6
Local Economy Highlighting New Businesses .....	7 - 8
Unhoused Community Support.....	9 - 11
Strategic Plan, Priorities, & Goals.....	12 - 13
<b>Financial Structure, Policy &amp; Process</b>	
Budget Process.....	15 - 17
Fund Structure & Fund Descriptions.....	18 - 19
Department/Fund Relationship.....	20
Fund Transfers Summary.....	21
Financial Policies.....	22 - 23
Internal Policies.....	24 - 25
Operating Procedures.....	26
City Budget Ordinance.....	27 - 34
GANN Appropriation Limit Resolution.....	35 - 37
<b>Personnel &amp; Staffing</b>	
Citywide Organizational Chart.....	39
Citywide Personnel & Staffing.....	40

# Table of Contents

## Personnel and Staffing (Continued)

Full-Time Workforce Changes - Additions/Deletions.....	41 - 42
Full-Time Workforce Changes - Reallocations.....	43 - 44

## Budget Overview & Highlights

Budget in Brief.....	46
General Fund Overview & Reconciliation.....	47 - 50
General Fund Revenue Summary.....	51 - 54
General Fund Expenditure Summary.....	55 - 57
Fund Summary by Category Report.....	58 - 67
Measure X Local Sales Tax Rate & Expenditures Report.....	68 - 71
Cannabis Public Benefit Fund.....	72 - 73
Citywide Appropriations.....	74 - 75
General Fund Revenue Overview.....	76
Sales Tax.....	77 - 79
Property Tax.....	80
Utility User’s Tax.....	81
Business License Tax.....	82
Hotel Visitor’s Tax.....	83
General Fund Expenditures & Trends.....	84 - 86
Public Safety Trends.....	87 - 88
Labor Cost Trends.....	89
Employee Pension Costs.....	90 - 91
Debt Service Schedule.....	92
Estimated Spendable Fund Balance Summary.....	93 - 95
General Fund 10-Year Outlook & Analysis.....	96
Multi-Year Non-General Fund Outlook.....	97 - 98

## Agency/Department Budget & Program Details

General Fund Miscellaneous Revenues.....	100 - 108
City Manager.....	109 - 131
City Council .....	132 - 136
City Clerk.....	137 - 148
City Attorney.....	149 - 162
Human Resources.....	163 - 194
Finance & Management Services.....	195 - 223

# Table of Contents

## Agency/Department Budget & Program Details (Continued)

Library.....	224 - 254
Parks, Recreation & Community Services.....	255 - 314
Police.....	315 - 409
Fire & Emergency Medical Services.....	410 - 419
Planning & Building.....	420 - 461
Public Works.....	462 - 678
Community Development.....	679 - 827
Information Technology.....	828 - 847
Museum Fund.....	848 - 852
Debt Service & Non-Departmental .....	853 - 871
Inter-Fund Transfers.....	872 - 877

## Capital Improvement Program (CIP)

CIP Overview.....	879
CIP Project Category Report.....	880
CIP Projects by Funding Source.....	881 - 882

<b>Glossary.....</b>	<b>883 - 887</b>
----------------------	------------------

# City Profile

FY 24 -25 Adopted Budget



# City of Santa Ana History

1868



## Rancho Santiago de Santa Ana

The Decree of Partition of Rancho Santiago de Santa Ana was rendered September 12th, 1868, allotting to various parties parcels of land specifically described the undivided interest of Rancho formerly held. This map was recorded December 13th, 1870 in the office of County Recorder of Los Angeles County at the request of W.H. Spurgeon, which includes territory bounded on the North by Seventh street.

1886



## The Santa Ana Police Department

The Santa Ana Police department was founded in June of 1886. Charlie Peters was appointed the head of the new force as the Town Marshall. The early duties of the department were responding to bar fights, arresting drunk buggy drivers, and lighting the Fourth Street gas lights at early dusk.

1889



## Santa Ana Grand Opera House

Originally called French's Opera House, this grand three-story brick French's Opera House, located on the corner of Fourth and Bush Streets was constructed in 1889-1890 by local entrepreneur, Charles French. In 1896 the building was sold for \$ 20,000 and became the Grand Opera House.

1904



## Santa Ana City Hall

The Santa Ana City Hall built in 1903 was located at the southeast corner of Third and Main streets. The building was severely damaged after the Long Beach earthquake of 1933. The building was demolished several years later due to a weakened foundation.

1910



## Old Orange County Courthouse

The Old Orange Courthouse was built in 1900. This building bears resemblance to the style of courthouses seen in many mid-western cities and towns. A major restoration project took place and now the interior was historically restored to its original design.

1944



## Mendez v. Westminster

Mendez v. Westminster was the first case to hold that school segregation is unconstitutional and violates the 14th amendment. The first-grade class at Hoover School in 1944 shows Sylvia Mendez third from the left on the first row.

1960s



## Santa Ana Public Library

Santa Ana Public Library at 26 Civic Center Plaza in the early 1960's. Front view of the library with two young women sitting on the front lawn with books in hand. On the back of the postcard: "The new Santa Ana Public Library, dedicated in May 1960, contains 40,000 square feet."

1965



## The Saddleback Inn

"Brunch in the Courtyard" The Saddleback Inn in 1965 was located next to the Santa Ana Zoo on First and Lyon streets. Guests were seated and served brunch while a band performed on this Sunday afternoon in August. The Saddleback Inn was a local retreat, which served both as a place to rest and be entertained.



# Places to Visit



**Santa Ana Zoo**



**Downtown  
Santa Ana**



**Old Courthouse  
Museum**



**Lyon Air Museum**



**Santa Ana Artists'  
Village**



**Discovery Cube**



**Bowers Museum**

# City Profile

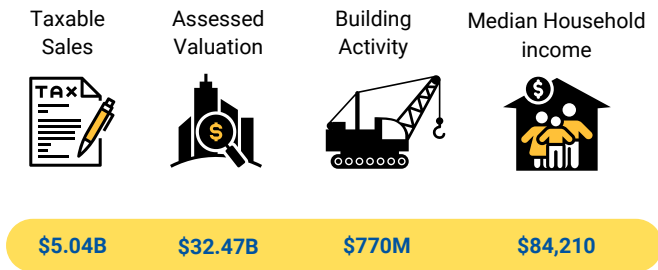
Incorporated in 1886, Santa Ana is located in Southern California adjacent to the Santa Ana River, within 10 miles (16 km) of the California coast. The City is part of the Greater Los Angeles Area which, according to the U.S. Census Bureau, is the second largest metropolitan area in the U.S.

Santa Ana is centrally located in Orange County and occupies 27.2 square miles. Santa Ana's population as of the 2020 census is 310,227 (U.S. Census Bureau, April 1, 2020). Santa Ana is the County Seat and second largest city in Orange County, and 13th largest in California.


The City's civic center complex serves as a governmental center that houses State and Federal Offices, County Administration, County Court functions, and the Ronald Reagan Federal Court House.

Santa Ana is home to a variety of attractions and amenities such as the world renowned Bowers Museum, the Discovery Science Center, and the Santa Ana Zoo which includes a variety of animal exhibits such as Amazon's Edge and the Fifty-Monkey Ferris Wheel. The Historic Downtown Santa Ana area encompasses many unique shops, premier restaurants, and art galleries.

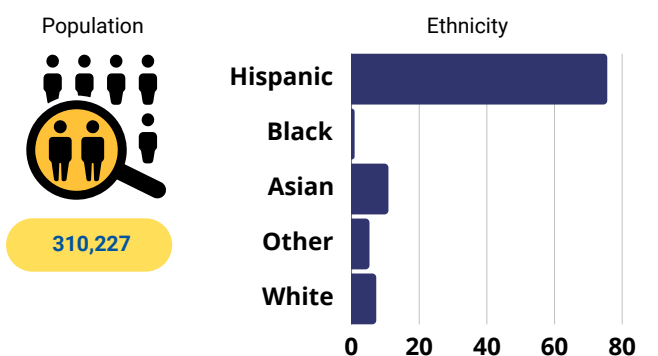
## Key Economic Data




## Employment Metrics



## Demographic Data



## Public Safety and Personnel



Race and Ethnicity: Other includes American Indian, Eskimo, Aleut, Hawaiian or Other Pacific Islander, two or more races, and other race alone. Sources: Ethnicity: (U.S Census Bureau, A.C.S 5 Year Estimate 2020), Taxable sales: (California Dept of Tax & Fee Administration, April 2024), Assessed Valuation: (Orange County Auditor-Controller, Total Assessed Valuations by City, 2023-2024), Building Activity:(City of Santa Ana, Planning & Building Agency, FY2023-24 KPI), Median Household Income: (U.S Census Bureau 2018-2022), Labor Force, Employment, Unemployment Rate: (Employee Development Department Labor Market Information Division, May 2024- Preliminary)

# Governing Body

The City is responsible for three legally separate entities which includes the Successor Agency to the Redevelopment Agency, the Housing Successor Agency to the Housing Authority, and the Santa Ana Public Financing Authority.

In 1952, the City was established as a charter city and adopted a council-manager form of government. Policy-making and legislative authority are vested in a governing City Council consisting of the Mayor and six Council members. The City Council is the policy-making body responsible for passing ordinances, adopting the budget, appointing committees, and appointing the City Manager, City Attorney, and City Clerk. The City Council is elected on a non-partisan basis. Council members serve a four-year term and are limited to three consecutive terms. The Mayor is elected at-large and has term limits of no more than four (4) two-year terms. As of the 2020 election, council members are now elected by Ward.

The City Manager is responsible for implementing City Council's policies and ordinances and for overseeing daily operations. Additionally, the City Manager is responsible for developing and recommending the City's annual operating budget which is then submitted to City Council for approval.

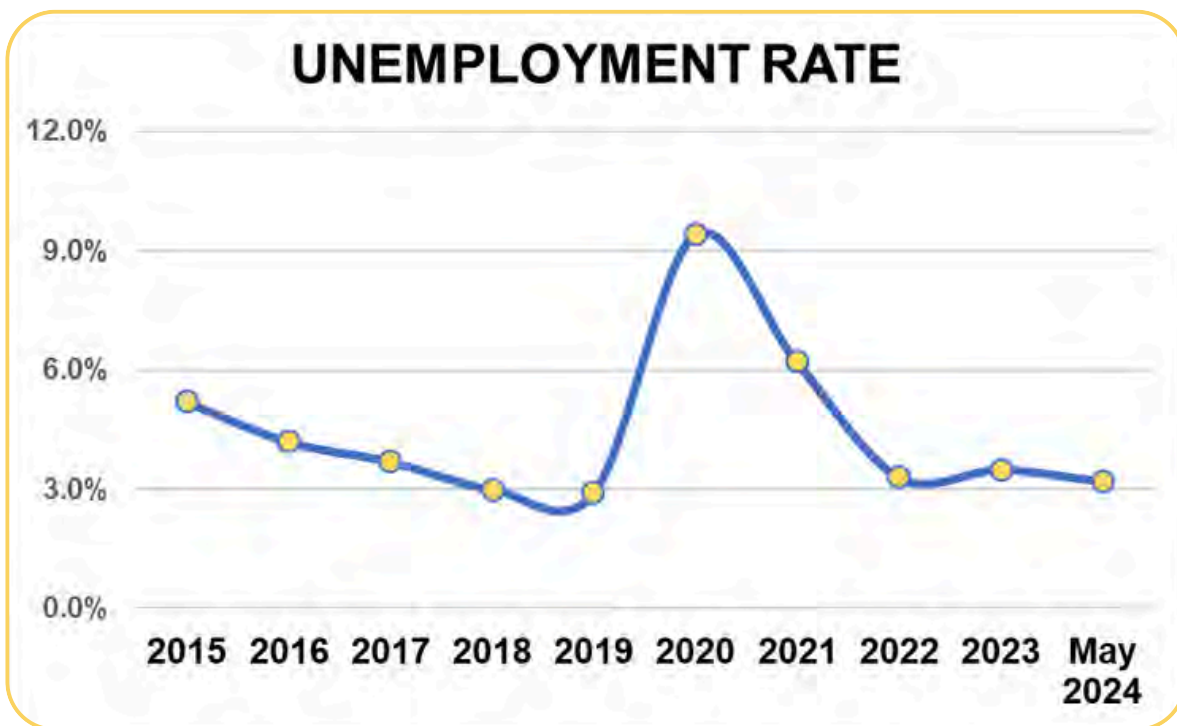


# Local Economy

Santa Ana is home to approximately 30,000 businesses (as measured by business licenses issued). The top 25 businesses generate nearly 30% of the City's total sales tax revenue. The City has a solid retail base, anchored by Bristol Street Business Corridor, the Main Place Mall, the Santa Ana Auto Mall and the historic downtown with many independent restaurants surrounding a cultural artist village. The City's general economic base includes transportation, general retail, business to business, food industry, and construction. Transportation and general retail comprised of approximately half of the City's sales tax base. However, the top five sales tax segments in the city are restaurants, auto sales, service stations, building materials, and miscellaneous retail.

## Unemployment

According to the State of California, May 2024 preliminary numbers, Santa Ana's unemployment rate is 3.2% (not seasonally adjusted). This is a very slight improvement from the prior year of 3.5% and a significant improvement from 2020 and 2021's COVID-19 pandemic era numbers. Since 2022, Santa Ana's unemployment rate has leveled out to a 3-year average of 3.3%.



## Federal Opportunity Zone

In December 2017, the City of Santa Ana received a Federal Opportunity Zone designation of eleven census tracts encompassing approximately 25% of the City. The designation includes areas projected for future development, including the Santa Ana Regional Transportation Center (SARTC) and the route of the Orange County Transportation Authority's (OCTA) Street Car. These zones have the potential to boost the local economy if developers seize the opportunity use the federal tax incentives by December 2028 and support the City's role to create a business-friendly, safe and attractive environment. Each new business potentially results in new jobs, increased sales tax revenue and property values.

# Local Economy

## New Businesses



### **Chick-fil-A (Reopening)**

Located at 3601 S. Bristol St., this Chick-fil-A location was closed temporarily for interior upgrades to the restaurant. The owner and team celebrated the Grand Re-opening of the restaurant in February 2024, revealing a modern and brand-new dining area for customers and a new state of the art kitchen.



### **Rosa Madera**

Rosa Madera celebrated their grand opening in February 2024, bringing a new dining experience to Santa Ana by capturing the beauty and natural essence of Mexico through food, art, and music. Located at 2158 S. Bristol St., Rosa Madera offers a variety of foods and drinks that the community is sure to enjoy.



### **Rove**

Rove, an electric vehicle charging company, announced plans to open 20 ultra-fast EV charging centers in Southern California. The Rove full-service charging center in Santa Ana will be located at 1008 E. 17th St. and will feature 40 DC Fast Chargers capable of charging any EV in as little as 20 minutes. While drivers wait for their charge to complete, they can enjoy onsite amenities, which include a ReCharge by Gelson's market, an eco-friendly car wash, 24/7 lounge with after-hours security, and dog walk. Their grand opening is expected to take place August 2024.



### **Givo Ice Cream**

One of Santa Ana's newest businesses and ice cream shops began in Michoacán Mexico and opened it's first brick and mortar location in Santa Ana in March 2024. Located at 2525 Westminster Ave, this shop offers pastries, shakes, and a variety of ice cream and toppings.

# Local Economy

## Coming Soon



### **Dutch Bros**

Dutch Bros has proposed to construct a 950 square-foot freestanding commercial building with a double drive-through located at 1819 N. Tustin Ave. Additional site improvements include a new parking lot, EV charging stations, and landscape improvements.



### **Raising Cane's**

Raising Cane's, known for their quality chicken, great staff, and active community involvement, will be opening their second location in Santa Ana at 1303 N. Bristol St. It will include new construction of the eating establishment with drive-through window services and after-hours operation.



### **Better Buzz Coffee Roasters**

Better Buzz Coffee Roasters will be located at 1601 N. Bristol St. and has plans to construct a new 1,628 square foot building to include a drive-through lane and outdoor dining.



### **Les Brisket**

Heritage Barbecue is expanding to Santa Ana's historic French Park this summer with a new concept called Les Brisket Hut. This taco and wine spot will showcase their famous smoked brisket on beef tallow tortillas, alongside smoked meats like pulled pork, barbacoa, and Texas hotlinks. They'll be part of the Santa Ana Diesel development, featuring converted steel huts for retail and dining spaces.



### **Tacos Los Cholos**

Tacos Los Cholos has the highest ratings for Taquerias in Los Angeles, and they are expanding to Downtown Santa Ana at the Rafferty retail space located at 113 E. Fourth St. Tacos Los Cholos was established in 2019 and Santa Ana will mark their fourth location, slated to open in 2024.

# Unhoused Community Support

The City continues to address the needs of the unhoused community by providing resources that address, limit, and prevent our neighbors from becoming unhoused. The City cannot single handedly eliminate this ever growing issue. As a result, the City collaborates with various cities, as well as the County. Internally, various City departments play a vital role in ensuring that there are several pathways to assistance, including the the provision of more permanent housing.

## Four Point Homeless Strategic Plan

The City of Santa Ana established the four-point Strategic Plan to address the issues related to being unhoused. It is organized around the following four core strategies:

1. Clean: Reduce negative impacts on the community to ensure Santa Ana is clean and safe.
2. Outreach: Be persistent in our contact with anyone currently unhoused.
3. Housing: Reduce the number of Santa Ana's unsheltered community.
4. Communication: Have an engaged and informed community regarding the unsheltered, along with proposed solutions.

## Response Teams


The City utilizes two outreach teams to help tackle : The Quality of Life Team and the Santa Ana Multi-Disciplinary Response Team (SMART).

### Quality of Life Team

The Quality of Life Team (QOLT) is a multi-disciplinary team to address quality of life issues throughout the City. The team problem solves issues in the field, such as outreach services, encampment clean-up and enforcement action when necessary.

### Santa Ana Multi-Disciplinary Response Team (SMART)

The SMART team is a pilot program between the City and the non-profit City Net. City Net provides outreach teams who are able to engage with individuals, on the streets, for the purpose of connecting to shelter, critical services, and mental health and medical treatment. It has allowed for expansion of trauma-informed case services and provides enhanced outreach. The purpose of the SMART team is to efficiently use City resources by diverting calls from the Police Department to SMART teams in the field. In doing this the SMART team is able to focus on all non-emergency calls and focuses on providing services, addressing mental health needs and helping more individuals transition out of being unhoused.



# Unhoused Community Support

## Navigation Center

The City of Santa Ana officially opened the Yale Navigation Center, a 24-hour shelter for local residents, in June 2022 as part of its commitment to helping the unhoused community. This facility offers a wide range of amenities and services, including a commercial kitchen, separate dormitories for men, women, and families, office spaces for case management and medical services, and an outdoor area for residents and their pets. To ensure a secure environment, guests are transported to and from the shelter, eliminating walk-in traffic. The center provides tailored supportive services to help residents transition into permanent housing and address underlying issues. The Yale Navigation Center aims to create a compassionate and effective solution to improve the quality of life for residents and the community.

## Dashboard



The dashboard displayed above is a snapshot data collected from April 1, 2024 through June 30, 2024.

*\*Click on the Dashboard for the most current data\*.*



# Unhoused Community Support

## Full Time Employees Assigned for Unhoused Community Support

Department	Title	FTE
CDA	Homeless Services Division Manager (MM)	1
	Community Development Analyst	1
	Management Analyst (UC)	1
SAPD	Police Lieutenant	0.5
	Police Sergeant	1
	Police Officers	11
PBA	Code Enforcement Officer	3
	Permit Services Technician	1
PWA	Park Inspector	1.5
	Project Specialist	0.5
	Sanitation Inspector	1
	Maintenance Worker	3

The Community Development Agency (CDA) provides funding to non-profit service providers for a range of services, including rental assistance and landlord incentive programs. CDA also focuses on implementing emergency and permanent housing solutions, managing State and Federal grant funds, and overseeing the Homeless Navigation Center and the Outreach and Engagement program.

The Santa Ana Police Department (SAPD) has dedicated 13 staff members as part of the Quality of Life Team (QOLT) that focuses on enforcement and outreach. The department handles over 15,000 related calls annually, collaborating with the Santa Ana Multi-Disciplinary Response Teams (SMART).

The Planning & Building Agency's (PBA) Code Enforcement Division addresses private property issues, such as illegal encampments and property maintenance, to prevent public nuisances with property owners.

The Public Works Agency (PWA) is responsible for cleaning and sanitizing public property in addition to sorting the private property of individuals in encampments.

# FY 2020-21 to 2025-26 Strategic Plan



## MISSION

To deliver efficient public services in partnership with our community, which ensures public safety, a prosperous economy, opportunities for youth, and a high quality of life for all residents.

## 5-YEAR VISION

By 2025, Santa Ana honors its rich cultural history as it becomes a thriving urban center with accessible green spaces, world-class amenities and services, as well as infrastructure. The efficient and financially stable City government will further diversify Santa Ana's housing stock and economy, bolster community safety, and support programs and services that residents' quality of life.

## GUIDING PRINCIPLES

### Collaboration

We actively engage and include community stakeholders.

### Efficiency

We are a results- and performance-driven organization that continuously seeks to streamline operations and focuses on the productive use of resources.

### Equity

We strive to provide equal and fair opportunity in the access and allocation of community resources.

### Fiscal Responsibility

We utilize financial assets and resources in a prudent manner to ensure economic stability and growth.

### Innovation

We promote a culture that encourages creativity and entrepreneurship in delivering valuable public services

### Transparency

We provide information openly and hold ourselves accountable to the public regarding our actions and decisions.

# Strategic Priorities & Goals

## Financial Stability

Protect and enhance revenue streams while maintaining a healthy reserve balance to provide the expenditure of funds in support of the City's strategic plan priorities.

**BALANCED BUDGET:** Planned expenditures do not exceed expected revenues for the next 10 years by controlling labor costs, focusing spending on primary functions of the City and improving financial flexibility.

**DEVELOPMENT:** Entice developers to build attractive businesses and housing to increase property values, resulting in an overall 10% increase in assessed valuations over the next 3 years and increased tax revenue.

**MODERNIZE:** Reduce costs by 3% over the next 5 years by streamlining administrative processes and providing easy-to-access online services to operate efficiently.

## Community Safety

Provide a safe environment for residents and visitors while reducing crime and addressing the impacts of homelessness on our quality of life.

**RESPONDING TO THE UNHOUSED:** Reduce the number of Santa Ana's unsheltered.

**EMERGENCY POLICE RESPONSE:** Reduce police response times to emergency calls for service.

**SAFETY & PERCEPTION OF SAFETY:** Enhance public safety by reducing and proactively targeting gang and violent crime.

**COMMUNITY POLICING:** Further implement community-based policing programming as a way of doing business. Continue enhancing transparency and community engagement practices.

**21st CENTURY POLICE TRAINING:** Focus on contemporary, best and "next" practices of de-escalation and liability-limiting techniques through the use of technology.

**CRIME PREVENTION:** Implement programs and facility/infrastructure improvements that will prevent crime and reduce the demand on Santa Ana Police.

## Modern Facilities & Infrastructure

Ensure maintenance and preservation of City facilities and roadways to better serve residents and visitors.

**PARKS MASTER PLAN:** Develop and implement master plans for parks and facilities.

**INFRASTRUCTURE MASTER PLANS:** Develop and implement master plans for utilities, infrastructure and roadways.

## Efficient City Services

Streamline and maximize the efficiency of service provision to ensure that engaging in business with the City is easier.

**TECHNOLOGY MODERNIZATION:** Enhance the City's capabilities to allow the public to access more services online.

**EFFECTIVE, EFFICIENT, POLICIES & PROCESSES:** Streamline policies and processes for staff and residents to reduce the time it takes to complete and access City services.

**COMMUNICATION & OUTREACH:** Aim to reach and engage all audiences through a variety of communication outlets.

## Economic Diversification & Expansion

Enhance economic vitality by growing and expanding revenue streams, attracting quality employers, jobs, businesses and desired amenities.

**REDUCE HOMELESSNESS:** Reduce the number of unsheltered to reduce negative impacts on the community and to ensure Santa Ana is clean and safe.

**INCREASE JOB OPPORTUNITIES:** Increase the availability of quality jobs for Santa Ana residents by attracting and retaining businesses.

**TOURISM & VISITORS:** Create jobs and increase City revenue by attracting investments in tourism-based development that showcases Santa Ana as an international destination.

**ECONOMIC DEVELOPMENT:** Enhance Santa Ana's business-friendly environment to allow businesses to thrive.

# Financial Structure, Policy & Process

FY 24 -25 Adopted Budget



# Budget Process FY 2024-25



# Budget Process


## Budget Process Detail

The City's annual budget is prepared for a fiscal year that begins July 1 and ends June 30. The budget process is a perpetual and iterative operation that includes phases of formulation, adoption, implementation, adjustment, and oversight throughout the year.

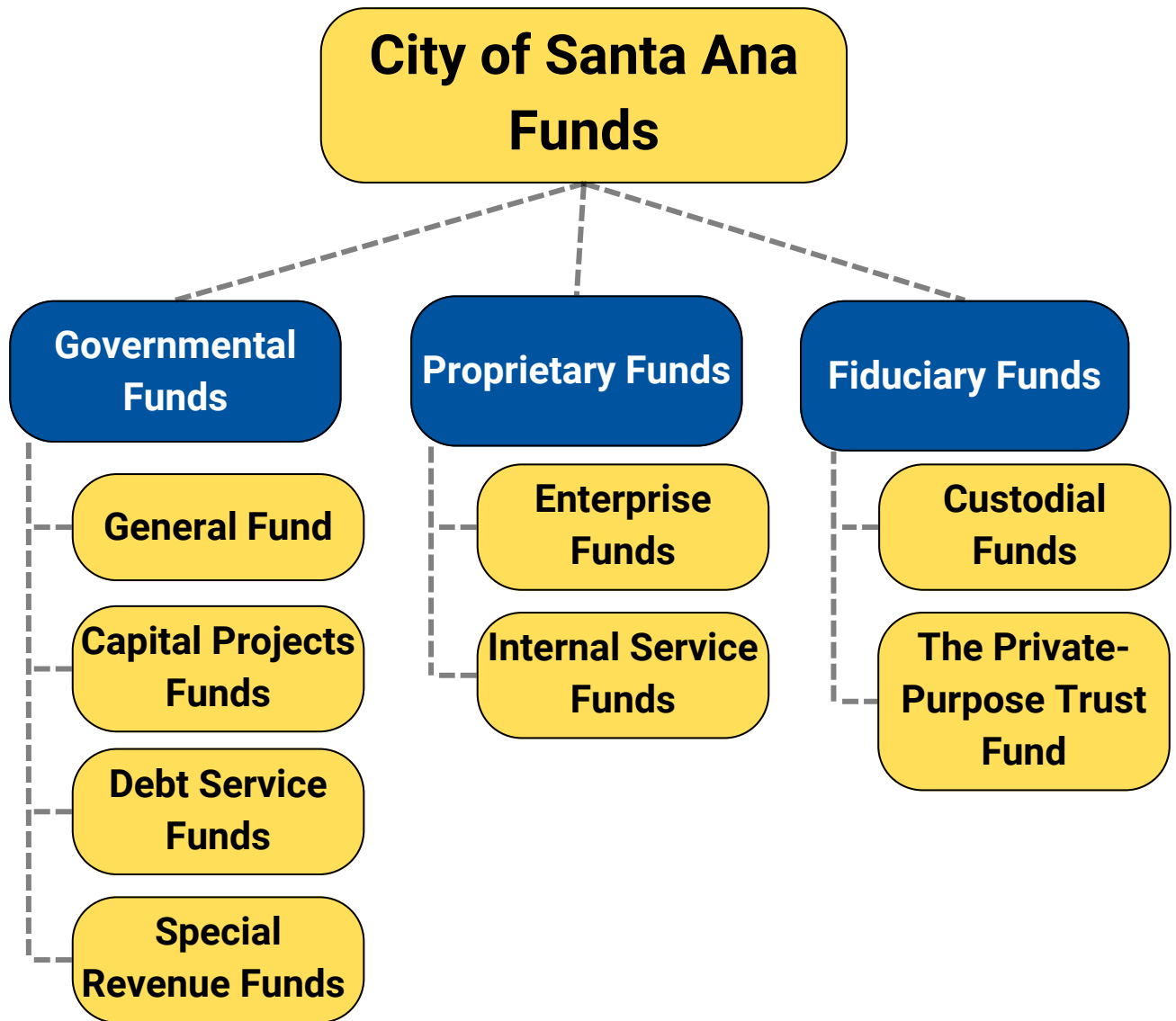
- Budget instructions and budget assumptions (labor costs, internal charges, and indirect costs) are distributed to all departmental Budget Liaisons to incorporate within their respective budgets.
- The first funds to be forecasted are the internal service funds due to the impacts of the internal charges on general, enterprise, grants, and other restricted funds.
- From March to April, the budget team meets with department representatives to review, discuss & plan the anticipated goals such as Supplemental Budget Requests including workforce changes, Proposed New, Modified, or Deleted Miscellaneous Fees, and overall budgets for the upcoming Fiscal Year.
- Community budget meetings are held from February through April. Information about the General Fund revenues and expenditures, the Capital Improvement Program, and the budget process is provided and community input is gathered.
- In the month of May, the City Manager presents a draft budget and long-term financial outlook. The purpose of the outlook is to ensure that the City's financial environment is stable, efficient, and transparent, and to ensure the organization's long-term financial viability. The City's General Fund forecast takes into consideration several economic indicators, trend analysis, judgmental forecasting, and expert opinion of the City's consultants and staff.
- The Capital Improvement Program is presented to the Planning Commission for compliance verification to the City's General Plan. Based upon the City Council budget priorities, the Executive Management Team reviews operating budgets and Capital Improvements Program requests. The budget team evaluates and prioritizes the program requirements, determines funding availability, and develops a balanced budget. Final budget decisions are made according to the purpose, vision, and goals of the City.
- In the months of April through June, the City Manager conducts individual meetings with each City Council member for review of the budget and economic conditions overview. The purpose of the sessions is to support the preparation of the upcoming City Budget and provide a status of the current year's budget and preliminary projections of General Fund revenues and expenditures.
- A public hearing notice is published in a local publication in May and/or June. The updated budget is presented to the City Council during the public hearing and any new changes are incorporated into the budget. Copies of the line-item budget, as presented in this document, are available to the public in the City Clerk's Office, Main Library, and the City's website at <https://www.santa-ana.org/budget>.

# Budget Process

- After the conclusion of the public hearing, the City Council may further consider the proposed budget and make any revisions thereof that it may deem advisable. On or before the 30th day of June, the City Council meets to adopt the proposed budget, as amended, by the affirmative vote of a supermajority (5) of the seven-member Council.
- The City Charter requires the City Council adopt a budget no later than July 31. Upon final adoption, the budget will be in effect for the ensuing fiscal year. The adopted budget becomes the authority for the various departments to expend appropriations, subject to controls established by the City Charter. A copy of the adopted budget, certified by the City Clerk, must be reproduced and copies made available for the use of all officers, offices, departments, and other agencies of the City and for the use of civic organizations.
- The City can amend the budget during the fiscal year by an appropriation adjustment. This action requires a supermajority Council vote, at least five affirmative votes. The need to amend or adjust the budget typically arises in response to unforeseen circumstances or events. If the request for an appropriation adjustment is a shift of budget between two different departments and/or involves more than one fund, City Council approval is required. The City Manager has the authorization to amend City Council–approved appropriations if the amendment is to shift budget within a single department and fund. The City Manager is not authorized to increase the overall budget.



# Citywide Financial Budget Fund Structure





# City Fund Structure Descriptions

**FUND CATEGORIES**

**DEFINITIONS**

GOVERNMENTAL

Accounts for activities primarily supported by taxes, grants, and similar revenue sources

PROPRIETARY

Accounts for activities that receive significant support from fees and charges

FIDUCIARY

Accounts for resources held on behalf of an outside party that cannot be used to support the City’s own programs

**GOVERNMENTAL FUNDS**

GENERAL

Main operating fund used to account for and report all financial resources not accounted for and reported in another fund

CAPITAL PROJECTS

Accounts for financial resources used for the acquisition of fixed assets and/or construction of major capital facilities

DEBT SERVICE

Used for the payment of principal and interest on governmental long-term debt

SPECIAL REVENUE

Accounts for proceeds of specific revenue sources that are restricted by law or administrative action to expenditures for specific purposes such as Grants, Opioid Remediation, and the Fire Facilities Fund

**PROPRIETARY FUNDS**

ENTERPRISE

Accounts for operations that are financed and operated in a manner similar to private business enterprises

INTERNAL SERVICE

Accounts for the financing of goods and/or services provided by one department or agency of the City to other departments or agencies on a cost-reimbursement basis, which includes fleet services, equipment maintenance and replacement, building maintenance, and the installation and maintenance of all data networking and financial management systems

**FIDUCIARY FUNDS**

PRIVATE-PURPOSE TRUST

Accounts for assets and liabilities for the Successor Agency to the Santa Ana Redevelopment Agency and are not available to support the City's own programs

CUSTODIAL

Accounts for assets for which the City acts solely in a custodial capacity, such as the Transportation Corridor which collects fees until their disbursements to transportation corridor agencies under the terms of a joint exercise of powers agreement

# Department / Fund Relationship

FY 2024/25 EXPENDITURES AND TRANSFERS OUT BY DEPARTMENT AND FUND									
City Department	GENERAL FUND	SPECIAL REVENUE (GENERAL FUND)	ENTERPRISE FUNDS	GRANT FUNDS	OTHER RESTRICTED FUNDS	INTERNAL SERVICE FUNDS	DEBT SERVICE FUNDS	CAPITAL PROJECT FUNDS	Total
03 - City Manager	\$ 3,963,160	\$ 1,706,450	\$ -	\$ 132,400	\$ -	\$ -	\$ -	\$ -	\$ 5,802,010
04 - City Council	1,043,970	-	-	-	-	-	-	-	1,043,970
05 - General Non-Dept	38,543,830	292,000	-	-	-	-	-	-	38,835,830
06 - Interfund Transfers	17,999,970	-	-	-	-	-	-	-	17,999,970
07 - City Clerk	1,934,570	-	-	-	-	-	-	-	1,934,570
08 - City Attorney	4,500,350	285,740	-	-	-	-	-	-	4,786,090
09 - Human Resources	4,393,370	-	-	156,300	-	57,640,060	-	-	62,189,730
10 - Finance Department	13,268,160	245,520	-	372,520	-	-	-	-	13,886,200
11 - Library	7,916,230	1,037,700	-	-	-	-	-	-	8,953,930
12 - Museum Fund	1,715,320	-	-	-	-	-	-	-	1,715,320
13 - Parks, Rec. & Community Services	16,083,960	4,235,140	-	439,070	-	-	-	-	20,758,170
14 - Police Department	162,545,030	3,592,540	-	1,916,300	2,974,120	-	-	-	171,027,990
15 - Fire & Emergency Medical Services	57,837,370	866,520	-	-	-	-	-	-	58,703,890
16 - Planning & Building	18,731,210	4,434,420	-	249,250	-	-	-	-	23,414,880
17 - Public Works	51,968,800	-	123,131,840	2,737,990	18,320,490	36,843,120	-	29,204,760	262,207,000
18 - Community Development	4,327,760	-	5,070,970	81,123,330	31,154,730	-	-	-	121,676,790
19 - Debt Service	-	-	-	-	-	-	12,902,110	735,100	13,637,210
20 - Information Technology	-	-	-	-	-	14,373,920	-	-	14,373,920
<b>Subtotal</b>	<b>\$406,773,060</b>	<b>\$16,696,030</b>	<b>\$128,202,810</b>	<b>\$87,127,160</b>	<b>\$52,449,340</b>	<b>\$108,857,100</b>	<b>\$12,902,110</b>	<b>\$29,939,860</b>	<b>\$842,947,470</b>
<b>Total Budget</b>	<b>\$406,773,060</b>	<b>\$16,696,030</b>	<b>\$128,202,810</b>	<b>\$87,127,160</b>	<b>\$52,449,340</b>	<b>\$108,857,100</b>	<b>\$12,902,110</b>	<b>\$29,939,860</b>	<b>\$842,947,470</b>

\* The Total Budget (\$842.95M) is higher than the Citywide Budget (\$734.09M) due to the exclusion of Internal Service Funds in the Citywide Budget.

# Fund Transfers Summary

FY 2024/25 BUDGET TRANSFERS BY FUND															
Transfer From:	Transfer To:														
	General Fund (011)	Cannabis PB (012)	Capital Outlay (051)	Sewer Capital (054)	Clean Water (057)	Street Construction (059)	SARTC (067)	Sanitation (068)	General Liability (080)	Employee Benefits (081)	Ross Annex Debt (404)	Pension Debt (406)	Successor Agency Debt (655)	Successor Agency Admin (670)	Total
General Fund (011)	\$ -	\$9,436,700	\$292,000.00	\$ -	\$ -	\$ -	\$1,081,870	\$ -	\$4,654,820	\$2,534,580	\$ 527,420	\$12,614,900	\$ -	\$ -	\$31,142,290
Parking (027)	-	-	780.00	-	-	-	-	-	-	-	-	-	-	-	780
Gas Tax (029)	10,000	-	-	-	-	8,039,480.00	-	-	-	-	-	24,270.00	-	-	8,073,750
Air Quality (031)	-	-	-	-	-	-	-	-	-	-	-	5,930.00	-	-	5,930
Sewer (056)	-	-	-	2,000,000.00	296,200.00	-	-	-	-	-	-	-	-	-	2,296,200
Clean Water (057)	-	-	-	-	-	-	-	200,000.00	-	-	-	-	-	-	200,000
Water (080)	-	-	-	-	1,280,800	-	-	-	-	-	-	-	-	-	1,280,800
Refuse (089)	-	-	-	-	1,123,360	2,521,080.00	-	-	-	-	-	-	-	-	3,644,440
Civic Center (074)	-	-	-	-	-	-	-	-	-	-	-	11,100.00	-	-	11,100
PWA Engineering (086)	-	-	-	-	-	-	-	-	-	-	113,210.00	-	-	-	113,210
PWA Admin (101)	-	-	-	-	-	-	-	-	-	-	94,470.00	-	-	-	94,470
Emerg/Health Grants (122)	-	-	-	-	-	-	-	-	-	-	-	11,270.00	-	-	11,270
Workforce Invest (123)	-	-	-	-	-	-	-	-	-	-	-	38,510.00	-	-	38,510
OC SSA Grants (124)	-	-	-	-	-	-	-	-	-	-	-	8,960.00	-	-	8,960
HOME (130)	-	-	-	-	-	-	-	-	-	-	-	8,080.00	-	-	8,080
Housing Authority (133)	-	-	-	-	-	-	-	-	-	-	-	1,100.00	-	-	1,100
CDBG (135)	-	-	-	-	-	-	-	-	-	-	-	79,990	-	-	79,990
Housing Authority (139)	-	-	-	-	-	-	-	-	-	-	-	200	-	-	200
Housing Authority (140)	-	-	-	-	-	-	-	-	-	-	-	77,330	-	-	77,330
Inclusionary Hsg (417)	-	-	-	-	-	-	-	-	-	-	-	10,380	-	-	10,380
Low-Mod Housing (607)	-	-	-	-	-	-	-	-	-	-	-	10,140	-	-	10,140
ROPS (671)	-	-	-	-	-	-	-	-	-	-	-	-	11,869,190.00	116,260.00	11,985,450
<b>Subtotal</b>	\$10,000	\$9,436,700	\$292,780	\$2,000,000	\$2,700,360	\$10,560,560	\$1,081,870	\$200,000	\$4,654,820	\$2,534,580	\$735,100	\$12,902,160	\$11,869,190	\$116,260	\$59,094,380
<b>Total Budget</b>	\$10,000	\$9,436,700	\$292,780	\$2,000,000	\$2,700,360	\$10,560,560	\$1,081,870	\$200,000	\$4,654,820	\$2,534,580	\$735,100	\$12,902,160	\$11,869,190	\$116,260	\$59,094,380

# Financial Policies

The policies in this section are based on longstanding City policies and practices, and recommendations developed by the National Advisory Council on State and Local Budgeting whose founding members include the International City and County Managers Association (ICMA), Government Finance Officers Association (GFOA) and California Society of Municipal Finance Officers (CSMFO). They are presented in the following order:

- City Council Adopted Policies
- Internal Policies
- Standard Operating Procedures

## **CITY COUNCIL ADOPTED POLICIES**

- Annual Statement of Investment Policy (Adopted June 18, 2024)- Finance staff continually analyzes the City's investment portfolio and act to safeguard assets and maintain liquidity, while earning a reasonable rate of return. Treasury staff conducts an annual review of the City's Policy document to evaluate compliance. This analysis includes review of applicable Federal and State regulations, industry standards and best practices to determine if any enhancements or newly adopted rules and regulations are required to be incorporated within the document. As a result, periodic revisions to the investment policy are recommended to the City Council which adopts the policy annually.
- Unfunded Employee Pension Liability Cost Reduction Policy- With a continuous rise in pension costs, the City explored alternatives to reducing pension liability. Establishing a City Policy was the first step in addressing pension liability which included two strategies: 1) Contribute more than required to reduce the accrual of interest; or 2) Refinance the liability, which is a legal debt of the City, at a lower interest rate. The outcome of this policy led to the City refinancing a portion of its unfunded liability costs in 2022, with estimated long-term savings of \$138 million.
- Debt Management Policy- The City's Debt Management Policy is intended to comply with California Government Code Section 8855(i), which requires municipalities that issue debt to develop and apply debt management policies to ensure that debt is issued and managed prudently. The policy applies to all the Santa Ana Issuers, which include the City of Santa Ana, the Santa Ana Financing Authority, and the Successor Agency to the Santa Ana Redevelopment Agency.
- Budget & Reserve Policy- The Budget and Reserve Policy provides direction on balancing the budget (e.g. General Fund), information to support long range financial decisions, and reserve requirements. The General Fund is the City's discretionary fund and provides for numerous activities such as Parks and Recreation Programs, Library Services and Public Safety. The current minimum reserve is 18% of annual recurring revenue and is projected to be \$73.2 million for FY 24-25 in accordance with this policy. Other target reserve levels are established for internal service funds and are also evaluated annually.

# Financial Policies

## **CITY COUNCIL ADOPTED POLICIES (Continued)**

- **Legal Level of Budgetary Control-** The City Council adopts the budget one fiscal year at a time. Per Section 609 of the City Charter, expenditures are appropriated to offices, agencies, and departments, which are all functional departments. Therefore, the legal level of budgetary control is by functional department and fund. The City Council can amend the budget throughout the year with a two-thirds vote of the Council.



Overview of Santa Ana

# Financial Policies

## INTERNAL POLICIES

- Accounting, Auditing & Financial Reporting Policies- The accounting system maintains the City's financial records on a basis consistent with Generally Accepted Accounting Principles (GAAP) applicable to local government. These reports consist of
  - A financial report entitled Revenue Ledger Detail -All Funds updated monthly to show revenue activity by fund.
  - A financial report entitled Expense Ledger Detail All Funds updated monthly to show expenditure activity by fund.
  - The Annual Comprehensive Financial Report is prepared at the end of each fiscal year to account for the City's financial transactions for the year, including details of the actual revenue received and appropriations expended by major types of funds. The report includes the audited financial statements and statistical information.
  - In accordance with state law, an Investment Report is prepared on a monthly basis to account for the amounts, placements, and yields of the City's invested funds with quarterly reports presented to City Council at regular public meetings. In accordance with state law, an independent certified public accounting firm will perform an annual audit of the financial statements of the City and issue an opinion therein.
  
- Basis of Budgeting- Budgets for all Governmental Funds are prepared on a modified accrual basis. Revenues are recognized as soon as they are both measurable and available. Revenues are considered available when they are collectible within the period or soon enough thereafter to pay liabilities of the current period. For this purpose, the City considers revenues available if they are collected within 60 days of the end of the current fiscal period. Expenditures generally are recorded when a liability is incurred, as under full-accrual accounting. However, debt service expenditures, as well as expenditures related to compensated absences and claims and judgments, are recorded only when payment is due.
  
- Purchasing Policies- Purchases must be in accordance with all federal, state, and municipal requirements. If there are no specific requirements, purchasing is in the best interest of the City and meet the following criteria:
  - Purchases must be impartial, competitive, and efficient.
  - Purchases must be from the lowest priced and most responsible vendor. Qualitative factors such as vendor reputation and financial condition will be considered, as well as price, for public works projects and service agreement where the City wants to ensure construction / maintenance / service companies are reliable and financially solvent
  - It is preferable to purchase from vendors who maintain a place of business within the City.

# Financial Policies

## INTERNAL POLICIES (Continued)

- Revenue Policies - Revenue policies must adhere to the following criteria:
  - The City will endeavor to maintain a diversified and stable revenue system to shelter it from short-term fluctuation in any one revenue source
  - The City will estimate City annual revenues by an objective, conservative and analytical process
  - The City will strive to establish user charges and fees to recover the cost of providing services to individuals and annually review the full cost of activities supported by user fees to identify the impact of inflation and other cost increases.
- The City will set fees and user charges for each Enterprise Fund, such as water and refuse, at a level that fully supports the total direct and indirect costs of the activity, as well as capital rehabilitation.
- Non-recurring revenues will be used only to fund non-recurring expenditures.
- The City will prepare annually a multi-year financial outlook of the General Fund.



# Financial Policies

## **OPERATING PROCEDURES**

- The annual budget process will be the general method used by the City to develop annual service levels and determine the type of resources needed to fund those service levels.
- The City will seek to avoid budgetary procedures that balance current expenditures at the expense of meeting future years' expenses, such as postponing expenditures, or rolling over short-term debt.
- The budget will include funding for the costs of services and goods for the current fiscal year. If funding for a particular service or good is determined to not be appropriate for a given year, the budget will disclose that and include a discussion of those costs that were not fully funded.
- The City will annually prepare a multi-year financial outlook of the General Fund.
- Budgetary and accounting procedures will conform to Generally Accepted Accounting Principles (GAAP) for government agencies.
- The City of Santa Ana utilizes a modified accrual basis for Accounting & Budgetary financial purposes.
- Provisions will be made for adequate maintenance of capital facilities and equipment and for their orderly replacement, within budgetary limits.
- Since expenditures for capital and infrastructure often have an impact on operating costs, one-time capital costs, ongoing net operating costs, and replacement costs (end of lifecycle) should all be considered in the budget development process.
- The budget will provide for adequate funding of the employee retirement system in accordance with contractual commitments.
- The City will maintain a budgetary control system to help City Staff adhere to the budget.
- The City will be held accountable for ensuring department expenditures stay within budget appropriations.
- Changes to the budget and service levels during the fiscal year will be minimal. Changes classified as routine will be typically limited to technical adjustments, time sensitive issues and/or opportunities such as any new grants/awards that must be spent within the fiscal year.
- The City will submit quarterly reports to the City Council comparing General Fund actual revenues and expenditures to budget amounts.
- All requests for City Council action which have a financial impact on the City and/or its various funds shall be reviewed and approved by the Executive Director of Finance and Management Services before such requests can be included in the City Council agenda.
- Requests for new and/or additional positions will only be considered during the City's annual budget process and may be considered during quarterly budget updates. New positions and/or upgraded positions approved as of part of the budgetary process shall be reviewed to determine the appropriateness of the assigned classification and/or salary structure.
- Where possible, the City will integrate performance measurements, service level and productivity indicators in the City's published budget document.
- The City will provide a financial impact analysis of all policy initiatives, service changes, and new programs or projects.
- The City will aggressively seek state and federal funds that are available for capital projects.
- Enterprise funds will remain self-supporting where ongoing revenue meets operating expenses.



## UNCODIFIED ORDINANCE NO. NS-3067

AN UNCODIFIED ORDINANCE OF THE CITY COUNCIL OF THE CITY OF SANTA ANA APPROPRIATING MONIES TO THE SEVERAL OFFICES, AGENCIES, AND DEPARTMENTS OF THE CITY FOR FISCAL YEAR BUDGET PERIOD COMMENCING JULY 1, 2024

THE CITY COUNCIL OF THE CITY OF SANTA ANA DOES ORDAIN AS FOLLOWS:

Section 1. The City Council of the City of Santa Ana hereby finds, determines, and declares as follows:

A. The City Manager has prepared and submitted to the City Council, pursuant to Section 605 of the City Charter, a proposed budget for expenditures for the fiscal year commencing July 1, 2024.

B. In accordance with Section 606 of the City Charter, a public hearing has been held upon the proposed budget of expenditures after notice of such public hearing had been published in the manner prescribed in Section 606 of the City Charter.

C. The proposed budget of expenditures duly submitted and considered as herein stated, together with any supplemental revisions and amendments thereto, was approved, adopted, and fixed by the City Council as the budget of the City for fiscal year 2024-2025, commencing July 1, 2024, in the amounts and for the funds, purposes, functions, department activities, and programs as therein set forth, including the Seven-Year Capital Improvement Program update per Orange County Transportation Authority Measure M2 eligibility requirement. The adopted budget, including any supplemental revisions and amendments, together with a copy of the appropriation ordinance, shall be placed in the official files of the City Clerk.

Section 2. There are hereby appropriated to the several offices, agencies, and departments of the City, being the respective object and purposes specified in that certain document entitled "Fiscal Year 2024-2025 City Budget", a copy of which is on file in the Office of the City Clerk, out of the various funds of the City for fiscal year 2024-2025, the several amounts stated as proposed expenditures from such funds, respectively, in those columns of the Budget that are headed "FY 24-25". Each aggregate of expenditures so specified in the Budget for the fiscal year for each program shall be deemed to be an appropriation for a single object and purpose within the meaning of Section 609 of the City Charter, except that as to any office, department,

or agency of the City for which more than one program is designated in Fiscal Year 2024-2025 City Budget, the aggregate expenditure authorized for all programs in Fiscal Year 2024-2025 City Budget of each such office, department, or agency shall be deemed to be an appropriation for a single object and purpose within the meaning of Section 609 of the City Charter.

Section 3. The appropriations hereby made shall constitute the maximum expenditures authorized for the several offices, agencies, and departments opposite which the amounts of such appropriations are shown in the Budget, and as set forth in Exhibits 1A and 1B attached hereto and incorporated herein by reference.

Section 4. No warrant shall be issued or indebtedness incurred for any purpose that exceeds the unexpended balance of the appropriations established by this ordinance, unless such appropriation shall have been amended or supplemented by the City Council in the manner set forth in Section 609 of the City Charter. The City Manager is hereby authorized to make revisions between the items included within any such appropriation if, in his/her opinion, such revisions are necessary and proper.

Section 5. In accordance with Governmental Accounting Standards Board Statement 54, the City Manager or his/her designee is hereby authorized, as of the date of this ordinance, to allocate assigned governmental funds' balances to specific programs and activities as deemed necessary and proper.

Section 6. The Executive Director of Finance and Management Services is hereby authorized to transfer monies in accordance with the Inter-fund Transfers listed in the Budget, in such amounts and at such times during the fiscal year as he/she may determine necessary to the competent operation and control of City business, except that no such transfer shall be made in contravention of State law or City ordinance or exceed in total the amount stated herein or as amended by the City Council.

Section 7. One certified copy of this appropriation ordinance together with a certified copy of each amendment thereto shall be transmitted by the City Clerk to the Executive Director of Finance and Management Services.

Section 8. The City Council of the City of Santa Ana hereby adopts the updated Seven-Year Capital Improvement Program, as set forth in the 2024-2025 City Budget.


Section 9. Upon and from the effective date of this ordinance, expenditures of monies appropriated hereby are authorized beginning July 1, 2024.

Section 10. The City Clerk shall cause the title of this ordinance to be published as required by law.

Section 11. All presently applicable documentation pertaining to the number, titles, qualifications, powers, duties, or compensation of officers or employees of the

City, which has been previously approved by resolution or order of the City Council and which is currently on file with the Executive Director of Human Resources, is incorporated herein and is hereby approved. The City Manager is authorized to create, alter, or abolish any position of employment, or the number, title, qualifications, powers, duties, or compensation thereof, when such action is appropriate to promote the efficiency of the City administrative organization; provided, however, that no such action shall be effective unless and until approved by resolution or order of the City Council.

ADOPTED this 18<sup>th</sup> day of June, 2024.

  
Valerie Amezcua  
Mayor

APPROVED AS TO FORM:  
Sonia R. Carvalho, City Attorney


By: Laura A. Rossini  
Laura A. Rossini  
Chief Assistant City Attorney

AYES:	Councilmembers:	<u>Amezcua, Bacerra, Hernandez, Lopez, Penaloza, Phan, Vazquez (7)</u>
NOES:	Councilmembers:	<u>None (0)</u>
ABSTAIN:	Councilmembers:	<u>None(0)</u>
ABSENT:	Councilmembers:	<u>None (0)</u>

### CERTIFICATE OF ATTESTATION AND ORIGINALITY

I, JENNIFER L. HALL, City Clerk do hereby attest to and certify the attached Ordinance No. NS-3067 to be the original ordinance adopted by the City Council of the City of Santa Ana on June 18, 2024, and that said ordinance was published in accordance with the Charter of the City of Santa Ana.

Dated: 6/27/2024

  
\_\_\_\_\_  
Jennifer L. Hall  
City Clerk  
City of Santa Ana



<u>Fund</u>	<u>Department</u>	<u>FY2024-25 Proposed Budget</u>
Fund 012- Cannabis Public Benefit	City Attorney	285,740
Fund 012- Cannabis Public Benefit	Finance	245,520
Fund 012- Cannabis Public Benefit	Library	1,010,000
Fund 012- Cannabis Public Benefit	Parks & Recreation	3,410,190
Fund 012- Cannabis Public Benefit	Police	3,341,030
Fund 012- Cannabis Public Benefit	Planning & Building	1,144,220
Fund 016- CASp Certification	Planning & Building	85,000
Fund 021- CATV Capital Support (PEG)	City Manager	250,000
Fund 022- Library Fee & Donation	Library	27,700
Fund 022- PRCSA Fee & Donation	Parks & Recreation	39,950
Fund 051- Capital Outlay	Non-Departmental	292,000
Fund 051- Capital Outlay	Parks & Recreation	785,000
Fund 053- City Services	Planning & Building	3,089,200
Fund 053- City Services	Police	251,510
Fund 110- SMIP	Planning & Building	16,000
Fund 111- Opioid Remediation	City Manager	1,456,450
Fund 120-Fire Facilities Fund	Fire & Emergency Med. Svcs	866,520
Fund 121-Special Repair/Demolition	Planning & Building	100,000
<b>Total Special Revenue Set-Aside Funds</b>		<b>16,696,030</b>

<u>Fund</u>	<u>Department</u>	<u>FY2024-25 Proposed Budget</u>
Fund 031- Air Quality Improvement	Human Resources	156,300
Fund 031- Air Quality Improvement	Planning & Building	249,250
Fund 031- Air Quality Improvement	Public Works	70,000
Fund 122- Emergency & Health Grants	Community Development	834,460
Fund 123- Workforce Investment Act	Community Development	2,732,420
Fund 124- Urban Areas Security Initiative Grant	Community Development	838,960
Fund 125- OES UASI	Police	521,020
Fund 127- D.O.J. Grant Fund	Police	95,000
Fund 128- Law Enforcement Grant	Police	1,005,000
Fund 130- HOME Program	Community Development	1,598,670
Fund 135- Community Development Block Grant	Community Development	5,936,640
Fund 136- Housing Authority- Voucher HAP	Community Development	51,300,000
Fund 137- Housing Authority- Mainstream	Community Development	2,500,000
Fund 138- Housing Authority-MS	Community Development	4,200,000
Fund 139- Housing Authority- New Construction	Community Development	315,570
Fund 140- Housing Authority- Voucher ADM	Community Development	6,337,750
Fund 143- Calhome MFGD HSG Loan	Community Development	17,390
Fund 144- Prison to Employment Program	Community Development	570,770
Fund 158- PLHA	Community Development	248,930
Fund 165- Office of Traffic Safety Grant	Police	160,000
Fund 169- Recreation Grant Fund	Parks & Recreation	439,070
Fund 179- EHV HAP	Community Development	1,850,000
Fund 180- EHV Admin Fees	Community Development	183,910
Fund 181- American Rescue Plan Act (ARPA)	City Manager	132,400
Fund 181- American Rescue Plan Act (ARPA)	Finance	372,520
Fund 181- American Rescue Plan Act (ARPA)	Police	135,280
Fund 181- American Rescue Plan Act (ARPA)	Public Works	2,667,990
Fund 181- American Rescue Plan Act (ARPA)	Community Development	356,190

<u>Department</u>	<u>FY2024-25</u> <u>Proposed Budget</u>
City Manager	3,963,160
City Council	1,043,970
General Non-Departmental	1,899,720
Transfers for Projects	17,999,970
City Clerk	1,934,570
City Attorney	4,500,350
Human Resources	4,393,370
Finance	13,268,160
Library	7,916,230
Bower's Museum	1,715,320
Parks, Recreation & Community Services	16,083,960
Police	162,545,030
Fire & Emergency Medical Services	57,837,370
Planning & Building	18,731,210
Public Works	51,968,800
Community Development	4,327,760
Pension Liability Paydown	36,644,110
<b>Total General Fund</b>	<b><u>406,773,060</u></b>

<u>Fund</u>	<u>Department</u>	<u>FY2024-25 Proposed Budget</u>
Fund 182- Home ARP Program	Community Development	64,090
Fund 183- ARPA-CA for All Youth	Community Development	1,237,580
	<b>Total Grant Funds</b>	<b>87,127,160</b>

<u>Fund</u>	<u>Department</u>	<u>FY2024-25 Proposed Budget</u>
Fund 020- Traffic Offender Program	Police	35,000
Fund 023- Inmate Welfare Fund	Police	1,456,500
Fund 024- Police Activities & Programs	Police	782,620
Fund 029- Special Gas Tax	Public Works	16,176,990
Fund 074- Civic Center Authority	Public Works	2,143,500
Fund 133- Housing Authority Issuer Fee	Community Development	1,026,400
Fund 166- US DOJ Asset Forfeiture	Police	600,000
Fund 167- US Treasury Asset Forfeiture	Police	100,000
Fund 177- Emergency Rental Assistance	Community Development	141,630
Fund 185- Rent Stabilization	Community Development	2,951,380
Fund 417- Inclusionary Housing	Community Development	2,356,310
Fund 607- Santa Ana Financing Authority	Community Development	469,310
Fund 655- 2018 A&B Tax Allocation Refunding Bonds	Community Development	11,869,190
Fund 670- Santa Ana Redevelopment Agency	Community Development	123,580
Fund 671- Santa Ana Redevelopment Agency Obligation Ret	Community Development	12,216,930
	<b>Total Other Restricted Funds</b>	<b>52,449,340</b>

<u>Fund</u>	<u>Department</u>	<u>FY2024-25 Proposed Budget</u>
Fund 032- Measure M	Public Works	6,722,280
Fund 034- New Transportation System Improvement Area E	Public Works	242,030
Fund 035- New Transportation System Improvement Area F	Public Works	170,310
Fund 054- Sewer Capital Recovery	Public Works	2,000,000
Fund 058- Residential Street Improvement	Public Works	481,200
Fund 059- Select Street Construction	Public Works	13,919,690
Fund 148- Traffic Safety Management Program	Public Works	5,551,000
Fund 221- Local Drainage Area I	Public Works	118,250
Fund 404- Santa Ana Lease Financing Debt Service	Police	735,100
	<b>Total Capital Funds</b>	<b>29,939,860</b>

<u>Fund</u>	<u>Department</u>	<u>FY2024-25 Proposed Budget</u>
Fund 027- Parking Operations	Community Development	5,070,970
Fund 056- Sanitary Sewer Fund	Public Works	11,734,360
Fund 057- Federal Clean Water Protection	Public Works	3,580,490
Fund 060- Water Enterprise	Public Works	72,145,690
Fund 067- Santa Ana Regional Transportation Center	Public Works	1,811,610
Fund 068- Sanitation Fund	Public Works	8,659,930
Fund 069- Refuse Collection	Public Works	25,199,760
	<b>Total Enterprise Funds</b>	<b>128,202,810</b>

<u>Fund</u>	<u>Department</u>	<u>FY2024-25 Proposed Budget</u>
<u>Fund</u>	<u>Department</u>	<u>FY2024-25 Proposed Budget</u>
Fund 406- Pension Obligation Funds	Debt Service	12,902,110
	<b>Total Debt Service Funds</b>	<b><u>12,902,110</u></b>
	<b>TOTAL- ALL FUNDS (Excluding Gen Fund)</b>	<b>327,317,310</b>
	<b>Total General Fund</b>	<b><u>406,773,060</u></b>
	<b>GRAND TOTAL ALL FUNDS</b>	<b><u>734,090,370</u></b>



## RESOLUTION NO. 2024-029

## A RESOLUTION OF THE CITY COUNCIL OF THE CITY OF SANTA ANA ESTABLISHING THE APPROPRIATION LIMIT OF THE CITY OF SANTA ANA FOR FISCAL YEAR 2024-2025

BE IT RESOLVED BY THE CITY COUNCIL OF THE CITY OF SANTA ANA AS FOLLOWS:

Section 1. The City Council of the City of Santa Ana hereby finds, determines and declares as follows:

A. Article XIII B of the Constitution of the State of California, adopted by the voters of the State of California in 1979, imposes upon State and local government the obligation to limit each fiscal year's appropriations to those established in fiscal year 1978-79 as adjusted for by inflation and population, together with other specified changes required or permitted.

B. In June of 1990, the voters of the State of California approved Proposition 111, which amended Article XIII B to establish the limit originally calculated for fiscal year 1986-87 as a new adjustment base, and to change the definition of the cost of living to be either the percentage change in California per capita personal income from the preceding year or the percentage change in the local assessment roll from the preceding year for the jurisdiction due to the addition of local non-residential new construction.

C. Proposition 111 further modified Article XIII B requirements by making certain capital outlay, debt service, emergency and court ordered expenditures not subject to the limit, and by allowing expenditures in excess of one year's limit to be offset by under expenditures in an immediately following year.

D. The City of Santa Ana has opted to use as the inflation adjustment factor the percentage change in the California per capita personal income from the preceding year.

E. The City of Santa Ana has opted to use as the population adjustment factor the County's percentage change in population from the preceding year.

F. Section 7910 of the Government Code of the State of California requires the governing body of each local jurisdiction each year to, by resolution, establish its appropriations limit and make other necessary determinations for the following fiscal year pursuant to Article XIII B of the California Constitution at a regularly scheduled meeting or noticed special meeting. Fifteen days prior to the meeting,

documentation used in the determination of the appropriations limit and other necessary determinations shall be available to the public.

G. This matter came before the City Council at its regularly scheduled meeting of June 18, 2024.

H. The Executive Director of the Finance and Management Services Agency of the City of Santa Ana has determined the City's appropriation limit for fiscal year 2024-2025 in accordance with said provisions of the Constitution and laws of the State of California, and the documentation used in the determination has been available to the public since not later than June 3, 2024, in the office of the Executive Director of the Finance and Management Services Agency.

Section 2. Based upon the above referenced facts, and all facts specified in the accompanying Request for Council Action and its attachments, and each of them, the appropriation limit of the City of Santa Ana for fiscal year 2024-2025 is hereby found and determined to be \$1,427,985,554.

Section 3. This Resolution shall take effect thirty (30) days after its adoption by the City Council, and the City Clerk shall attest to and certify the vote adopting this Resolution.

ADOPTED this 18<sup>th</sup> day of June, 2024.

  
Valerie Amezcua  
Mayor

APPROVED AS TO FORM:  
Sonia R. Carvalho  
City Attorney

By: Laura A. Rossini  
Andrea Garcia-Miller  
*for* Assistant City Attorney

AYES: Councilmembers Amezcuca, Bacerra, Hernandez, Lopez, Penalzoa, Phan, Vazquez (7)

NOES: Councilmembers None (0)

ABSTAIN: Councilmembers None (0)

ABSENT: Councilmembers None (0)

**CERTIFICATE OF ATTESTATION AND ORIGINALITY**

I, JENNIFER L. HALL, City Clerk, do hereby attest to and certify the attached Resolution No. 2024-029 to be the original resolution adopted by the City Council of the City of Santa Ana on June 18, 2024.

Date: 7/9/2024

*Jennifer L. Hall*  
 for Jennifer L. Hall  
 City Clerk  
 City of Santa Ana

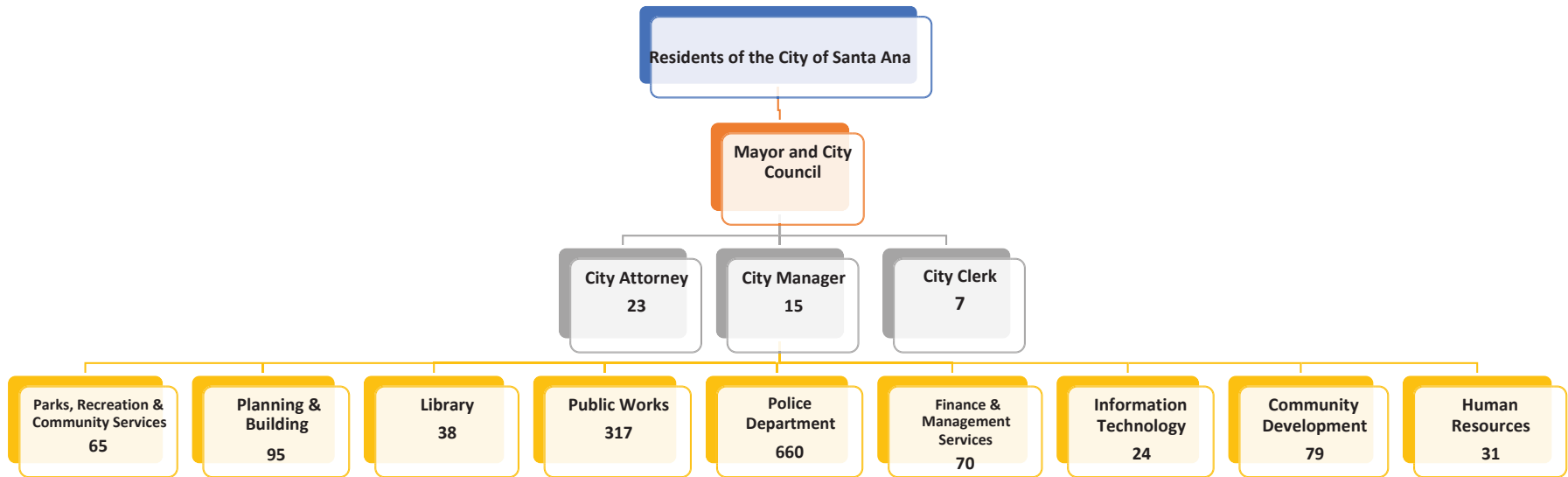


# Personnel & Staffing

FY 24 -25 Adopted Budget



# FY 24-25 ORGANIZATION CHART AUTHORIZED FULL-TIME EMPLOYEES



FY 24-25 Total Authorized Full-Time Positions: 1,424



# Citywide Personnel & Staffing

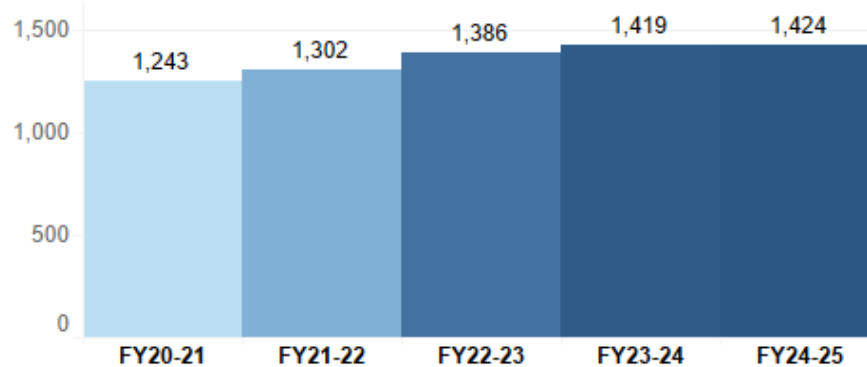
Department	FY20-21	FY21-22	FY22-23	FY23-24	FY24-25	
					Workforce Changes	FY24-25
City Manager's Office	10	13	16	16	-1	15
City Clerk	6	7	7	7	0	7
City Attorney's Office	15	16	17	22	1	23
Human Resources	28	30	31	32	-1	31
Finance and Management Services	62	68	68	69	1	70
Library	26	29	37	38	0	38
Parks, Recreation, and Community Services	79	78	60	64	1	65
Police Department	636	636	656	660	0	660
Planning and Building	75	84	99	99	-4	95
Public Works	234	255	310	316	1	317
Community Development	48	62	62	72	7	79
Information Technology	24	24	23	24	0	24
<b>Total*</b>	<b>1,243</b>	<b>1,302</b>	<b>1,386</b>	<b>1,419</b>	<b>5</b>	<b>1,424</b>

\*In FY23-24, the City changed its methodology for calculating full-time headcount. All full-time headcount is now calculated based on authorized positions, regardless of funding status.

These workforce changes include full-time position additions, deletions and reclassifications. The workforce increases and changes enables allows City departments to continue operating at near capacity.

The FY24-25 budget includes a net increase of 5 full-time authorized positions from FY23-24. The staff increases are mostly attributed to the expansion of workforce development, housing, and economic development programs. In addition, the City eliminated American Rescue Plan Act (ARPA) funded vacant positions in various departments that are no longer needed and has built in 6 months of one-time funding in the FY24-25 budget to support positions no longer eligible for ARPA funding after December 31, 2024. These six months provide ARPA-funded employees with adequate time to obtain other positions in the City or pursue other opportunities.

**Total Authorized Full-Time Staff by Fiscal Year**



### Full-Time Workforce Changes - FY 24-25 Organizational Changes - Additions/Deletions

Department	Qty.	Position	Fiscal Impact	General Fund	Non-General Fund	Value in months for FY 24-25	Annual Value
City Attorney	1	Senior Legal Management Analyst	109,790	109,790		9 mos	146,387
	<b>1</b>		<b>109,790</b>	<b>109,790</b>	<b>-</b>		<b>146,387</b>

Department	Qty.	Position	Fiscal Impact	General Fund	Non-General Fund	Value in months for FY 24-25	Annual Value
City Manager	(1)	Equity and Inclusion Coordinator	(130,090)		(130,090)	12 mos	(130,090)
	<b>(1)</b>		<b>(130,090)</b>	<b>-</b>	<b>(130,090)</b>		<b>(130,090)</b>

Department	Qty.	Position	Fiscal Impact	General Fund	Non-General Fund	Value in months for FY 24-25	Annual Value
Community Development	1	Housing Authority Coordinator	164,160		164,160	12 mos	164,160
	1	Senior Housing Specialist	123,240		123,240	12 mos	123,240
	1	Economic Development Specialist I	95,920	95,920		9 mos	127,890
	1	Economic Development Specialist II*	141,600	141,600		12 mos	141,600
	1	Workforce Specialist I	71,640		71,640	9 mos	95,520
	2	Workforce Specialist III	167,220		167,220	9 mos	222,960
	<b>7</b>		<b>763,780</b>	<b>237,520</b>	<b>526,260</b>		<b>875,370</b>
		<i>* Underfill with Economic Development Specialist I</i>					

Department	Qty.	Position	Fiscal Impact	General Fund	Non-General Fund	Value in months for FY 24-25	Annual Value
Finance & Management Services	1	Customer Service Representative	97,570	97,570		12 mos	97,570
	<b>1</b>		<b>97,570</b>	<b>97,570</b>	<b>-</b>		<b>97,570</b>

Department	Qty.	Position	Fiscal Impact	General Fund	Non-General Fund	Value in months for FY 24-25	Annual Value
Human Resources	(1)	Human Resources Analyst	(127,650)		(127,650)	12 mos	(127,650)
	<b>(1)</b>		<b>(127,650)</b>	<b>-</b>	<b>(127,650)</b>		<b>(127,650)</b>

### Full-Time Workforce Changes - FY 24-25 Organizational Changes - Additions/Deletions

Department	Qty.	Position	Fiscal Impact	General Fund	Non-General Fund	Value in months for FY 24-25	Annual Value
Parks, Recreation, and Community Services	1	Zoo Keeper II	71,380	71,380		9 mos	95,170
	<b>1</b>		<b>71,380</b>	<b>71,380</b>	<b>-</b>		<b>95,170</b>
Department	Qty.	Position	Fiscal Impact	General Fund	Non-General Fund	Value in months for FY 24-25	Annual Value
Planning and Building	(1)	Permit Services Technician	(113,710)		(113,710)	12 mos	(113,710)
	(1)	Assistant Plan Check Engineer	(157,170)		(157,170)	12 mos	(157,170)
	(1)	Management Analyst	(130,090)		(130,090)	12 mos	(130,090)
	(1)	Assistant Planner I	(118,040)		(118,040)	12 mos	(118,040)
	<b>(4)</b>		<b>(519,010)</b>	<b>-</b>	<b>(519,010)</b>		<b>(519,010)</b>
Department	Qty.	Position	Fiscal Impact	General Fund	Non-General Fund	Value in months for FY 24-25	Annual Value
Public Works	1	Building Maintenance Technician	75,830	75,830		9 mos	101,110
	1	Public Works Project Specialist	96,310		96,310	9 mos	128,410
	1	Senior Civil Engineer	91,950		91,950	6 mos	183,900
	(1)	Public Works Project Specialist	(128,390)		(128,390)	12 mos	(128,390)
	(1)	General Maintenance Assistant	(81,050)		(81,050)	12 mos	(81,050)
<b>1</b>		<b>54,650</b>	<b>75,830</b>	<b>(21,180)</b>		<b>203,980</b>	
<b>Total Funded Positions</b>	<b>5</b>		<b>320,420</b>	<b>592,090</b>	<b>(271,670)</b>		<b>641,727</b>



### Full-Time Workforce Changes - FY 24-25 Organizational Changes - Reallocations

Department	Qty.	Position	Fiscal Impact	General Fund	Non-General Fund	Value in months for FY 24-25	Annual Value
City Attorney	1	City Attorney's Office Executive Legal Assistant	141,320	141,320		12 mos	141,320
	(1)	Executive Secretary	(112,620)	(112,620)		12 mos	(112,620)
	1	Senior Assistant City Attorney	217,360	217,360		12 mos	217,360
	(1)	Senior Assistant City Attorney - Employee Relations	(217,360)	(217,360)		12 mos	(217,360)
	<b>0</b>		<b>28,700</b>	<b>28,700</b>			<b>28,700</b>

Department	Qty.	Position	Fiscal Impact	General Fund	Non-General Fund	Value in months for FY 24-25	Annual Value
City Manager	(1)	Strategic Communications Manager	(298,030)	(298,030)		12 mos	(298,030)
	1	Assistant City Manager*	298,030	298,030		12 mos	298,030
	<b>0</b>						

\* Organizational Change in FY 23-24

Department	Qty.	Position	Fiscal Impact	General Fund	Non-General Fund	Value in months for FY 24-25	Annual Value
Community Development	1	Housing Programs Coordinator	162,390		162,390	12 mos	162,390
	(1)	Senior Community Development Analyst	(139,960)		(139,960)	12 mos	(139,960)
	<b>0</b>		<b>22,430</b>		<b>22,430</b>		<b>22,430</b>

Department	Qty.	Position	Fiscal Impact	General Fund	Non-General Fund	Value in months for FY 24-25	Annual Value
Finance & Management Services	1	Tax Compliance Officer	127,480		127,480	12 mos	127,480
	(1)	Business Tax Collector/Inspector	(120,180)		(120,180)	12 mos	(120,180)
	<b>0</b>		<b>7,300</b>		<b>7,300</b>		<b>7,300</b>

Department	Qty.	Position	Fiscal Impact	General Fund	Non-General Fund	Value in months for FY 24-25	Annual Value
Police Department	1	Police Oversight Commission Secretary	96,050	96,050		12 mos	96,050
	(1)	Senior Office Assistant	(89,880)	(89,880)		12 mos	(89,880)
	1	Senior Accounting Assistant*	112,660	112,660		12 mos	112,660
	(1)	Accounting Assistant	(112,660)	(112,660)		12 mos	(112,660)
	<b>0</b>		<b>6,170</b>	<b>6,170</b>			<b>6,170</b>

\* Organizational Change in FY 23-24

Department	Qty.	Position	Fiscal Impact	General Fund	Non-General Fund	Value in months for FY 24-25	Annual Value
Public Works	1	Public Works Projects Specialist	146,850		146,850	12 mos	146,850
	(1)	Management Aide	(139,850)		(139,850)	12 mos	(139,850)

**Full-Time Workforce Changes - FY 24-25  
Organizational Changes - Reallocations**

	2	Assistant Engineer	266,580		266,580	12 mos	266,580
	(2)	Public Works Contracts Administrator	(266,580)		(266,580)	12 mos	(266,580)
	1	Assistant Engineer	110,270	110,270		12 mos	110,270
	(1)	Engineering Technician	(101,450)	(101,450)		12 mos	(101,450)
	1	Park and Landscape Design Manager	188,710	188,710		12 mos	188,710
	(1)	Associate Park and Landscape Planner	(177,850)	(177,850)		12 mos	(177,850)
	1	Principal Civil Engineer	203,820	203,820		12 mos	203,820
	(1)	Administrative Services Manager	(191,220)	(191,220)		12 mos	(191,220)
	<b>0</b>		<b>39,280</b>	<b>32,280</b>		<b>7,000</b>	<b>39,280</b>
<b>Total Reallocation Change</b>	<b>0</b>		<b>103,880</b>	<b>67,150</b>		<b>36,730</b>	<b>103,880</b>

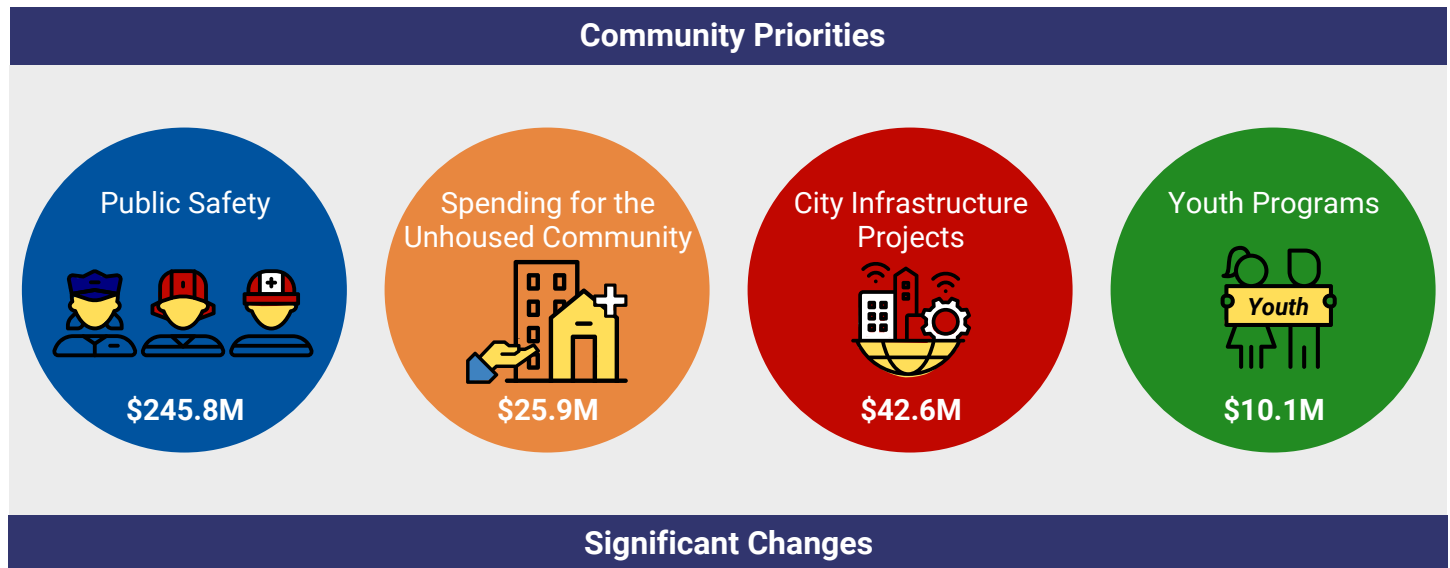
# Budget Overview & Highlights

FY 24 -25 Adopted Budget



# Budget in Brief

The City of Santa Ana is a vibrant community in Orange County, California with a youthful population of more than 300,000 and a diverse economic base. This Budget-In Brief is designed to give you, the reader, a quick overview of the annual budget that begins on July 1, 2024 and ends on June 30, 2025. The City is governed by a policy making City Council elected by ward and a Mayor elected at large. Operations are structured by functional department overseen by a professional City Manager. Budget priorities are guided by a 5-year Strategic Plan adopted by the City Council in 2020. More information can be found in the detailed budget document on the City's website at <https://www.santa-ana.org/budget/>.



**Significant Changes**

Overall, the Citywide budget did not significantly change from the prior year. Restricted revenue sources fluctuate yearly based on grant awards from state and federal agencies and the capital project priorities for the year, hence why we see a decrease in this fiscal year's adopted budget. The decrease in General Fund expenditures, was largely due to the pay off of the Jail Holding Facility debt. The detailed budget document includes a full reconciliation of the changes to the General Fund, located in the Table of Contents.

**Changes from proposed to adopted budget on June 18, 2024:**

- Removal of \$1.66M in General Fund subsidies from Parking Enterprise
- Removal of \$35K budget allocation for City's membership to Association of California Cities - Orange County (ACC-OC)

Fund	FY22-23 Actual	FY23-24 Adopted Budget	FY24-25 Adopted Budget
General Fund	\$374.90M	\$414.02M	\$406.77M
Special Revenue	\$21.45M	\$16.28M	\$16.70M
Grant Funds	\$116.54M	\$101.53M	\$87.13M
Other Restricted Funds	\$39.71M	\$54.22M	\$52.45M
Capital Project Fund	\$60.02M	\$42.25M	\$29.94M
Enterprise Funds	\$140.74M	\$124.08M	\$128.20M
Debt Service	\$15.34M	\$11.76M	\$12.90M
<b>Total</b>	<b>\$768.70M</b>	<b>\$764.14M</b>	<b>\$734.09M</b>

# General Fund Overview

	<u>Recurring</u>	<u>One-Time</u>	<u>Total</u>
Estimated Beginning Fund Balance <sup>1</sup>			85,461,103
Estimated Revenue	406,517,340		406,517,340
Appropriated Expenditures	(364,526,010)	(11,104,760)	(375,630,770)
Net Transfers to/from other funds <sup>2</sup>	(31,132,290)		(31,132,290)
Operating Net Activity	<u>10,859,040</u>	<u>(11,104,760)</u>	<u>(245,720)</u>
Subtotal Estimated Fund Balance before contribution to pension stabilization			<u>85,215,383</u>
FY24-25 Contribution to Pension Stabilization Account	<u>(10,531,020)</u>		<u>(10,531,020)</u>
Recurring Net Activity	<u>328,020</u>		
Estimated Ending Fund Balance			<u>74,684,363</u>
City Council Policy Required Reserve (18% of Recurring Revenue)			<u>(73,173,121)</u>
<b>Estimated Ending Fund Balance Available for Spending</b>			<b><u>1,511,242</u></b>

<sup>1</sup> Estimated balance of \$93,209,914 presented during the Budget Public Hearing on June 4, less \$7,748,811 transferred to the Pension Stabilization Account in prior years. Contributions to the Pension Stabilization Account are not expenditures. These contributions are set-asides of money for future pension costs, making them no longer available for general spending.

<sup>2</sup> Transfers to/from other funds are primarily for debt service, capital projects, and two-thirds of Cannabis business tax set-aside for public benefit. A full reconciliation of inter-fund transfers is available under the Fund Transfers Summary (page 21).

# General Fund Reconciliation

## General Fund Revenues

	<u>Revenue</u>
FY23-24 Original Adopted	400,938,670
Adjustments	<u>(3,238,441)</u>
FY23-24 Revised	<u>397,700,229</u>

### Adjustments to Revenue Estimates for FY24-25:

Measure X Sales Tax	2,272,570
Bradley-Burns Sales Tax	2,267,600
Property Tax	2,466,920
Property Tax In-Lieu of VLF	1,252,760
Utility Users Tax	(939,555)
Cannabis Tax	1,622,870
Business License Tax	200,000
Plan Check & Permits	1,698,960
Jail Use Fees	1,199,000
Other net adjustments	(3,214,014)

**Total Resources** 406,527,340

# General Fund Reconciliation

**General Fund Expenditures**

	<b>Spending</b>
FY23-24 Original Adopted Budget, including Section 115 Trust Contributions	430,556,570
Remove One-Time Items	(29,439,332)
City Council approved adjustments to recurring costs during FY23-24	(899,500)
FY24-25 Adjusted Baseline	<u>400,217,738</u>
Annualize partial year Allocations approved during FY23-24	332,830
Employee Compensation Increase (MOU, step increases, etc.)	7,740,307
Cannabis Public Benefit Transfer related to revenue decrease	(918,020)
Overhead/Internal Service Charge Increases	
Building Maintenance	466,530
City Equipment & Replacement Charges	680,140
Accident Repair & Replacement	275,380
IT Maintenance & Specific Charges	420,230
Insurance Charges	947,630
Public Works Administrative Charges	107,910
City Yard Rental	17,520
Orange County Fire Authority Contract Increase	1,954,400
CARE Ambulance Increase	587,240
Police Building Payoff	(9,039,920)
Sunset of VIP Program	(1,700,000)
Decrease City Events budget (Winter Village)	(240,000)
Other contract increases/decreases & minor changes across all departments	(241,325)
FY24-25 Baseline (Recurring)	<u>401,608,590</u>

# General Fund Reconciliation

<b>Additions to FY 24-25 Budget</b>	<b>Recurring</b>	<b>One-Time</b>
Backfill for CIP Engineering as reported on December 19, 2023	900,000	
Animal Shelter Contract Increase	600,000	
Increase budget to provide for actual Senior Services & Athletics spending	375,000	
Add Economic Development Staff	445,680	
Zoo Operations & Maintenance related to new animals and exhibits	330,280	
Bus Stop Maintenance	250,000	
Increased Maintenance Costs for New Parks (Gerardo Mouet, Ed Caruthers, Santa Ana River Trail, 10th & Flower, King Street)	175,000	
Investment Advisory Services (Completely offset by increased investment earnings)	150,000	
Neighborhood Initiatives Contractual Services	120,000	
New Senior Services Programming	120,000	
New Arts Funding	120,000	
Senior Legal Mgmt Analyst for City Attorney	109,790	
Unhoused Navigation Center Maintenance	100,000	
Establish recurring allocation for Pothole Repair	100,000	
First Floor Customer Service Representative	97,570	
Helicopter Contract (County Rate Increases)	93,230	
800 MHz County-Wide Communications System Contract Increase for Police	90,570	
Dedicated Building Maintenance Technician for Jail	75,830	
Delhi Library Operations & Maintenance	75,060	
Planning/Building & Code Enforcement Training	48,600	
Increase allocation for Employee Appreciation	37,500	
Increase in Fleet Operating Materials & Supplies	36,910	
Upgrade Executive Secretary for City Attorney	28,700	
Parking Validations for City Council Meetings	27,500	
Dispatch Community Engagement Tech Platform	27,010	
Independent Audit Fees increase	20,000	
Code Enforcement Overtime	15,000	
OPEB Actuarial Valuation	11,000	
City Council Travel Increase	10,500	
Traffic Safety Improvements - Intersections: Segerstrom Ave/Raitt St and Segerstrom Ave/Flower St Traffic		1,300,000
Zoo North Wall		1,200,000
Vehicle Replacement (Multiple Departments)		1,114,000
Electrical feeder upgrades (SCE) and Electrical Panel - City Yard		1,000,000
Bristol Street Rehab Completion: Warner to St Andrew		680,000
Jail Aramark Food Service Contract Increase		653,040
Zoning Code Community Outreach		500,000
Allocation for Police Retirements, in compliance with MOUs		500,000
Last county-wide Communications System Debt Payment (2 in a single fiscal year)		462,860
November 2024 Election Costs		425,000
Rehab Zoo Walkways		400,000
City Yard Operations - Strategic Master Plan/ RFP advertised FY 23/24 Jan-Jun 2025 (6 months) Funding for ARPA Positions		400,000
Digital Media Billboard to promote City events and generate revenue from business ads - City Yard		375,960
Jail Deferred Maintenance		250,000
City Yard Deferred Maintenance		250,000
Software to Upgrade Fueling Station at City Yard		250,000
Car Wash Rehab - City Yard		250,000
State Building Utilities prior to demo in December 2025		180,900
Planning & Building Records Project		146,000
Strategic Planning		102,000
Parkland Feasibility Study, including Washington Square		100,000
Fleet Electrification Master Plan		100,000
City Yard - Rehab Ice Making Room		65,000
Software required to continue banking online		25,000
<b>Total</b>	<b>4,590,730</b>	<b>11,104,760</b>



# General Fund Revenue Summary

<i>City of Santa Ana</i>		<i>General Fund Revenue Summary</i>			
Account Code	Account Description	ACTUAL FY 21-22	ACTUAL FY 22-23	ADOPTED FY 23-24	ADOPTED FY 24-25
<b>CHARGES FOR SERVICES</b>					
51612	Building Standards Revolving Fund	3,772	2,276	0	0
52366	CASp Certification Training Fund	15,641	15,513	6,500	15,500
53301	Center Programs	41,317	131,958	45,000	120,000
53303	Youth Sports	37,006	44,885	40,000	40,000
53304	Recreation Swim	0	42,925	0	50,000
53306	Adult Sports	0	11,505	0	10,000
53307	Youth Field Usage Fee	88,860	126,199	125,000	100,000
53308	Park Reservation	226,973	283,347	225,000	340,000
53309	Concession-Vending Machines	4,225	3,250	3,900	3,000
53310	Zoo Education	2,320	120,251	50,000	120,000
53312	Zoo Admissions	1,468,905	1,505,703	1,535,000	1,600,000
53313	Food Sale Concession	20,371	15,709	20,000	20,000
53316	Leisure Classes	23,760	48,428	35,000	75,000
53318	Tennis Reservation	807	85	0	0
53319	Recreation Staff Reimbursement	27,457	54,174	40,000	55,000
53400	Vehicle Release Charge	90,146	153,501	120,000	120,000
53401	Repo Release	11,702	11,387	11,000	10,000
53405	Photo Services	(15)	1,552	0	0
53407	Vehicle Equipment Citation Sign-Off	3,828	2,508	3,800	3,000
53408	Fire Range User Fee	0	0	2,000	0
53410	Impound/Owner Release Animal	1,003	266	1,300	1,300
53411	Jail Pay to Stay Program	21,820	15,318	25,000	25,000
53413	Police False Alarm Charge	101	0	25,000	0
53415	Emergency Response Reimbursement/PD	4,458	688	15,000	5,000
53416	Animal Quarantines	502	602	1,000	1,000
53417	Police Report Fee	77,203	86,675	75,000	75,000
53419	Firearm License Fee	1,811	1,683	2,000	2,000
53420	Jail Booking Fee	2,535	207	0	0
53423	Vehicle Storage Fee	41,048	39,936	42,000	40,000
53509	Paramedic Subscription Fee	155,386	141,882	175,000	150,000
53510	Paramedic Services Charge	6,041,851	7,807,685	6,600,000	11,600,000
53513	OCFA Admin Processing Fee	285	0	0	0
53600	Building Plan Check	4,345,006	4,285,493	2,760,000	2,800,000
53601	Electrical Plan Check	700,179	599,429	758,000	420,000
53602	Plumbing Plan Check	252,544	235,856	302,000	100,000
53603	Mechanical Plan Check	524,591	438,990	573,000	215,000
53605	Landscape Plan Review	21,560	21,215	21,000	17,000
53606	Discretionary Application Fee	189,429	290,630	271,000	280,000
53607	EIR Developer Fees	57,210	136,033	407,000	297,000
53613	Land Use Certificate Processin	938,324	915,874	949,000	827,000
53614	Shopping Cart Contain Program	48,645	62,838	44,100	44,100
53616	Site Plan Review Charge	913,586	805,052	1,000,000	645,000
53627	PREP Fees	797,040	790,342	610,000	750,000
53628	Foreclosure Registration Program	357,685	411,913	300,000	200,000
53901	Stop Pmt/Reissue Fee	121	237	0	0
53902	Misc Service Charge	146,259	207,175	0	0
56305	Engineering Service Charge	0	56,065	0	0
55200	Library Fines	8	0	0	0
57070	Sale of Printed Material	440	0	0	0
57470	Copy of Lost Citation	104	45	100	100
57380	Friend Of Zoo Vet Contribution	60,000	60,000	60,000	60,000
57383	Friend of Zoo Contribution	83,203	71,016	61,750	60,000

# General Fund Revenue Summary

**City of Santa Ana** **General Fund Revenue Summary**

Account Code	Account Description	ACTUAL FY 21-22	ACTUAL FY 22-23	ADOPTED FY 23-24	ADOPTED FY 24-25
57385	Friend of Zoo Education Contribution	40,000	40,000	40,000	40,000
53741	Small Cell Compliance Inspection Fee	42,829	28,649	45,000	45,000
53912	Lobbyist Registration Fee (initial)	0	0	20,000	0
53747	Honorary Street Naming App-Fabrication & Install	0	1,562	0	0
53642	Public Hearing Notice	0	198	200	0
53204	Printing Fee	0	0	0	7,100
53333	Pool Rental	0	0	0	2,000
53334	Swim Lessons	0	0	0	30,000
53644	Mills Act Review	0	0	0	7,000
<b>Total CHARGES FOR SERVICES</b>		<b>17,933,843</b>	<b>20,128,708</b>	<b>17,445,650</b>	<b>21,427,100</b>
<b>FINES</b>					
55000	Parking Fines	5,652,066	4,920,275	4,900,000	4,900,000
55201	Lost/Damaged Library Material	1,212	2,345	2,100	2,100
55400	Redlight Camera Program	2,123	21,927	0	0
55401	Court Fines Traffic	391,196	241,969	380,000	240,000
55402	Court Fines Non Traffic	8,899	125,606	20,000	130,000
55403	Tobacco Fine	543	1,191	0	0
55600	Administrative Citations	386,559	442,398	320,000	368,000
55606	Fireworks Admin Citations	28,095	7,477	25,000	10,000
57900	Bad Check Recoveries	166	13,714	7,000	20,000
<b>Total FINES</b>		<b>6,470,859</b>	<b>5,776,901</b>	<b>5,654,100</b>	<b>5,670,100</b>
<b>FRANCHISE FEES</b>					
50050	Gas Utility	548,950	688,153	550,000	575,000
50051	Electrical Utility	1,389,714	1,709,765	1,400,000	1,800,000
50053	CATV Franchise Fee	1,016,032	1,230,401	1,000,000	1,000,000
50056	Refuse Franchise Fee – Residential	1,851,500	0	0	0
50057	Refuse Franchise Fee – Commercial	6,960,635	594,587	0	0
50058	Refuse Franchise Fee	0	8,292,323	8,000,000	9,000,000
<b>Total FRANCHISE FEES</b>		<b>11,766,831</b>	<b>12,515,229</b>	<b>10,950,000</b>	<b>12,375,000</b>
<b>INTERGOVERNMENTAL</b>					
50015	Prop Tax Pass-through	1,710,385	1,973,257	2,170,000	2,500,000
50501	Motor Vehicle Licenses	382,815	318,177	300,000	300,000
50503	SB90 State Mandated Costs-Reimbursement	70,632	400,841	85,000	85,000
50505	POST Reimbursement	2,502	480	40,000	10,000
50506	AB109 Reimbursement	585,703	591,394	600,000	600,000
52365	AB678 Ground Emerg. Medical Transp.(GEMT) Reim	(281,894)	0	0	0
57304	Rancho Santiago Reimbursement/PR	34,648	67,120	56,440	56,440
57791	Overhead-Water	4,537,900	4,537,900	4,537,900	4,537,900
<b>Total INTERGOVERNMENTAL</b>		<b>7,042,691</b>	<b>7,889,169</b>	<b>7,789,340</b>	<b>8,089,340</b>
<b>LICENSES &amp; PERMITS</b>					
51001	Bingo Licenses	125	130	0	0
51002	Dog Licenses	590,603	538,279	625,000	600,000
51003	Dog Licenses-Civic Collections Inc	28	0	0	0
51004	Bus Shelter Fees	37,500	0	0	0
51301	Filming Permits	20,664	3,635	1,000	5,000
51401	Alarm Permit Fees	63,494	104,428	100,000	90,000
51402	Street Closure Permits	27,106	13,737	20,000	10,000
51403	Tobacco Permits	141,961	177,059	140,000	140,000
51501	Fireworks Stand Permits	(11,639)	12,298	0	0
51600	General Plan Update Surcharge	160,206	188,445	191,000	170,000
51601	Building Permits	1,989,242	2,357,858	1,760,000	2,800,000

# General Fund Revenue Summary

<i>City of Santa Ana</i>		<i>General Fund Revenue Summary</i>			
Account Code	Account Description	ACTUAL FY 21-22	ACTUAL FY 22-23	ADOPTED FY 23-24	ADOPTED FY 24-25
51602	Plumbing Permits	432,081	528,713	405,000	550,000
51603	Electrical Permits	1,124,237	1,228,894	930,000	1,290,000
51604	Heating Permits	635,032	830,506	525,000	860,000
51605	Occupancy Permits	411,800	201,677	210,000	160,000
51606	Grading Permits	101,114	74,495	140,000	130,000
51607	Street Vendor Permit	10,125	10,680	30,000	10,000
51608	News box Permit Fees	18,698	19,641	19,640	19,800
51609	Outdoor Dining Permits	0	1,529	0	0
51613	Adult-Use Cannabis Retail Phase 1/Registration Application	0	(2,506)	0	0
51614	Adult-Use Cannabis Retail Phase 2/Regulatory Safety Permit	344,563	339,533	370,000	388,000
51616	Commercial Cannabis Testing Phase 1/Registration Application	0	0	1,900	1,900
51617	Commercial Cannabis Testing Phase 2/Regulatory Safety Permits	12,530	12,968	13,000	13,000
51618	Commercial Cannabis Operating Agreement Reimbursement Fees	40,000	27,500	0	0
51619	Commercial Cannabis Cultivation Phase 1/Regst. Application	20,452	2,127	1,900	5,000
51620	Commercial Cannabis Manufacturing Phase 1/Regst. Application	18,682	6,642	1,900	5,000
51621	Commercial Cannabis Distribution Phase 1/Regst. Application	9,923	5,735	1,900	10,000
51622	Commercial Cannabis Cultivation Phase 2/Rgltry Sfty Prmt	190,199	78,450	100,000	100,000
51623	Commercial Cannabis Manufacturing Phase 2/Rgltry Sfty Prmt	146,095	156,826	100,000	100,000
51624	Commercial Cannabis Distribution Phase 2/Rgltry Sfty Prmt	226,272	285,809	250,000	250,000
51703	Sewer Construction Permits	0	49,728	20,000	50,000
51704	Street Construction Permits	0	1,498,648	1,400,000	1,400,000
51302	Park Facility Permits	60	479	500	500
51303	Special Event Permit	5,513	5,494	500	5,000
<b>Total LICENSES &amp; PERMITS</b>		<b>6,766,666</b>	<b>8,759,436</b>	<b>7,358,240</b>	<b>9,163,200</b>
<b>MISCELLANEOUS</b>					
53331	City Events	200	137,076	150,000	50,000
53409	Storage Of Weapon Fee	2,040	1,966	2,000	2,000
57000	Expense Reimbursement	202,161	72,593	120,000	0
57010	Miscellaneous Recoveries	550,719	1,160,647	104,000	140,000
57200	Other Library Recoveries	1,317	984	500	1,000
57400	Police OT Reimbursement	301,611	372,262	320,000	340,000
57402	Police Miscellaneous Reimbursement	411,039	325,219	376,520	300,000
57901	Indirect Cost Recovery	6,829,744	8,670,125	8,395,000	9,733,920
57461	Jail Kitchen Rental	47,928	31,228	32,000	30,000
57071	Sale of Land	242	0	0	0
57770	Sale of Maps & Documents	113,361	157,333	110,000	125,000
57991	Miscellaneous Receipts	6,024	6,701	2,000	5,300
58002	Net Increase (Decrease) In Fai	(8,091,179)	(5,220,032)	0	0
57797	PWA Digital Billboards/Banners	0	0	1,180,000	100,000
<b>Total MISCELLANEOUS</b>		<b>375,208</b>	<b>5,716,102</b>	<b>10,792,020</b>	<b>10,827,220</b>
<b>TAXES</b>					
50011	Property Tax	42,146,722	45,469,142	46,343,390	48,810,310
50012	Santa Ana Residual	11,033,858	10,724,632	11,000,000	10,750,000
50016	Prop Tax-In Lieu VLF	37,849,600	40,237,627	42,044,300	44,009,010
50030	Hotel Visitor's Tax	7,494,715	10,477,648	8,500,000	9,500,000
50031	Utility User Tax-Electric	13,722,961	16,680,098	15,100,000	16,800,000
50032	Utility User Tax-Gas	3,269,163	4,475,838	3,200,000	3,300,000

# General Fund Revenue Summary

<i>City of Santa Ana</i>		<i>General Fund Revenue Summary</i>			
Account Code	Account Description	ACTUAL FY 21-22	ACTUAL FY 22-23	ADOPTED FY 23-24	ADOPTED FY 24-25
50033	Utility User Tax-Telephone	4,481,448	4,150,761	4,000,000	3,900,000
50034	Utility User Tax-Water	3,370,929	3,237,043	3,500,000	3,300,000
50045	Business Tax	15,707,535	16,289,675	15,000,000	16,200,000
50046	Medical Marijuana Taxes	843,884	614,995	528,000	375,000
50200	Documentary Stamp Tax	1,524,501	1,001,788	1,000,000	800,000
50201	Homeowner Prop Tax Subvention	182,115	184,514	182,000	182,000
50020	Sales Tax	62,611,039	61,068,452	64,715,400	61,682,950
50021	Half-Cent Sales Tax (Safety)	2,690,106	2,806,561	2,871,200	2,800,000
50100	Commercial Cannabis - Cultivation Tax	1,273,815	978,401	229,000	675,000
50101	Commercial Cannabis - Distribution Tax	864,130	765,766	124,000	725,000
50102	Commercial Cannabis - Manufacturing Tax	222,652	375,701	58,000	250,000
50103	Commercial Cannabis - Testing Facility Tax	34,120	5,708	5,000	5,000
50104	Adult-Use Retail Business Cannabis Tax	20,590,145	14,790,695	15,116,130	12,500,000
50022	Sales Tax Measure X	86,003,001	86,849,805	88,616,400	85,632,610
50117	Cannabis Shared Manufacturer	0	11,500	0	0
<b>Total TAXES</b>		<b>315,916,438</b>	<b>321,196,350</b>	<b>322,132,820</b>	<b>322,196,880</b>
<b>TRANSFERS-IN</b>					
59000	Transfer From Fund 029-Gax Tax	0	0	10,000	10,000
59000	Transfer From Fund 069	0	0	150,000	0
<b>Total TRANSFERS-IN</b>		<b>0</b>	<b>0</b>	<b>160,000</b>	<b>10,000</b>
<b>USE OF MONEY</b>					
58000	Earning On Investments	896,883	4,522,473	700,000	2,150,000
57361	Recreation Facility Rental	30,239	106,865	55,000	100,000
57362	Rental Of Stadium	95,522	186,005	175,000	160,000
57460	Jail Revenue Facility - PD	1,460	3,212	2,500	3,500
57462	Jail Revenue Facility - US Marshals	12,970,735	12,054,185	13,000,000	11,250,000
57463	Jail Revenue Facility - Bureau of Prisons	836,615	664,390	900,000	650,000
57464	Jail Revenue Facility - US Marshals San Diego	3,504,740	2,864,995	3,600,000	2,250,000
57960	Rental Of Property	203,156	191,110	224,000	205,000
57390	PRCSA Godinez High School	8,854	5,761	0	0
<b>Total USE OF MONEY</b>		<b>18,548,205</b>	<b>20,598,996</b>	<b>18,656,500</b>	<b>16,768,500</b>
<b>TOTAL GENERAL FUND SOURCES</b>		<b>384,820,741</b>	<b>402,580,891</b>	<b>400,938,670</b>	<b>406,527,340</b>

# General Fund Expenditure Summary

**City of Santa Ana**

**General Fund Expenditure Summary**

Acct. Unit	DEPARTMENT & DIVISION	ACTUAL FY 21-22	ACTUAL FY 22-23	ADOPTED FY 23-24	ADOPTED FY 24-25
<b>City Manager</b>					
01103010	CITY MANAGER	1,886,993	2,647,971	2,844,680	3,663,160
01103017	CMO - SERVICE ENHANCEMENT	463,342	216,667	300,000	300,000
	<b>Subtotal</b>	<b>2,350,335</b>	<b>2,864,637</b>	<b>3,144,680</b>	<b>3,963,160</b>
<b>City Council</b>					
01104012	CITY COUNCIL LEGISLATIVE	528,335	839,595	1,021,070	1,043,970
	<b>Subtotal</b>	<b>528,335</b>	<b>839,595</b>	<b>1,021,070</b>	<b>1,043,970</b>
<b>General Non-Dept</b>					
01105015	GENERAL NON-DEPARTMENTAL	1,668,159	1,500,530	21,182,270	1,899,720
01105020	UNFUNDED LIABILITY (UAL)	46,344,699	38,876,473	30,665,470	36,644,110
	<b>Subtotal</b>	<b>48,012,858</b>	<b>40,377,003</b>	<b>51,847,740</b>	<b>38,543,830</b>
<b>Interfund Transfers</b>					
01106017	INTER-FUND XFERS - SRV ENHCMNT	1,081,870	1,081,870	1,081,870	1,081,870
01106019	GENERAL FUND: INTERFUND TRANSFERS	37,277,343	31,286,744	29,921,680	16,918,100
	<b>Subtotal</b>	<b>38,359,213</b>	<b>32,368,614</b>	<b>31,003,550</b>	<b>17,999,970</b>
<b>City Clerk</b>					
01107017	COTC - SERVICE ENHANCEMENT	207,147	159,056	201,440	240,350
01107031	CITY CLERK- ADMIN	890,361	1,249,893	2,209,710	1,694,220
	<b>Subtotal</b>	<b>1,097,509</b>	<b>1,408,949</b>	<b>2,411,150</b>	<b>1,934,570</b>
<b>City Attorney</b>					
01108017	CAO - SERVICE ENHANCEMENT	0	0	206,190	224,120
01108032	CITY ATTORNEY	2,416,731	2,981,755	4,159,690	4,276,230
	<b>Subtotal</b>	<b>2,416,731</b>	<b>2,981,755</b>	<b>4,365,880</b>	<b>4,500,350</b>
<b>Human Resources</b>					
01109017	HR - SERVICE ENHANCEMENT	116,401	5,580	0	0
01109050	HUMAN RESOURCES	2,861,679	2,281,002	2,763,240	2,808,350
01109051	HR EMPLOYEE RELATIONS-Service Enhancements	0	1,329,620	1,520,300	1,585,020
	<b>Subtotal</b>	<b>2,978,080</b>	<b>3,616,201</b>	<b>4,283,540</b>	<b>4,393,370</b>
<b>Finance Department</b>					
01110017	FMSA - SERVICE ENHANCEMENT	127,544	264,683	317,350	334,600
01110100	FIN/MGMT SVS-MANAGEMENT & SUPT	1,470,967	1,351,959	1,646,840	1,914,450
01110110	FIN/MGMT SVS-ACCOUNTING	2,530,727	3,496,975	3,119,020	3,294,160
01110115	FIN/MGMT SVS-PAYROLL	900,707	771,271	934,270	939,050
01110120	FIN/MGMT SVS-PURCHASING	781,338	1,444,953	1,626,540	1,784,470
01110130	FIN/MGMT SVS-TREAS/CUST SVS	2,414,249	2,478,109	2,441,530	2,777,090
01110131	FIN/MGMT SVS-MUNICIPAL UTILITY SERVICES	1,044,485	1,320,873	1,323,160	1,556,940
01110132	FIN/MGMT SVS-TAX AND LICENSING	0	480,162	565,160	667,400
	<b>Subtotal</b>	<b>9,270,019</b>	<b>11,608,984</b>	<b>11,973,870</b>	<b>13,268,160</b>
<b>Library</b>					
01111017	LIBRARY - SERVICE ENHANCEMENT	247,221	371,003	458,480	530,850
01111110	ADMINISTRATION	929,109	1,740,418	2,101,000	2,121,900
01111120	LIBRARY- OUTREACH SERVICES	0	0	0	325,960
01111150	ADULT SERVICES	1,015,779	663,976	749,660	793,230
01111160	YOUTH SERVICES	884,377	980,727	1,144,940	1,179,380

# General Fund Expenditure Summary

**City of Santa Ana** **General Fund Expenditure Summary**

Acct. Unit	DEPARTMENT & DIVISION	ACTUAL FY 21-22	ACTUAL FY 22-23	ADOPTED FY 23-24	ADOPTED FY 24-25
01111180	YOUNG ADULT SERVICES	773,369	978,303	968,560	745,490
01111190	TECH & SUPPORT SVCS	1,687,623	1,734,245	1,969,870	2,219,420
<b>Subtotal</b>		<b>5,537,478</b>	<b>6,468,671</b>	<b>7,392,510</b>	<b>7,916,230</b>

**Museum Fund**

01112030	MUSEUM CAPITAL AND MAINTENANCE	1,473,170	2,566,833	1,674,210	1,715,320
<b>Subtotal</b>		<b>1,473,170</b>	<b>2,566,833</b>	<b>1,674,210</b>	<b>1,715,320</b>

**Parks, Rec. & Community Services**

01113017	PRCSA - SERVICE ENHANCEMENT	5,419,691	1,493,958	2,810,130	3,853,670
01113200	PRCSA - ADMINISTRATION	1,413,657	1,012,415	1,170,920	1,198,850
01113220	PRCSA - ZOO	1,777,854	2,596,553	2,978,240	3,380,110
01113230	PRCSA - RECREATION & COMM. SVC	4,865,118	7,616,809	8,247,700	7,651,330
01113250	PRCSA - PARK FACILITIES	8,578,341	0	0	0
<b>Subtotal</b>		<b>22,054,661</b>	<b>12,719,734</b>	<b>15,206,990</b>	<b>16,083,960</b>

**Police Department**

01114017	PD - SERVICE ENHANCEMENT	3,788,917	4,457,848	4,696,570	5,182,410
01114400	OFFICE OF THE CHIEF OF POLICE	1,478,978	1,541,852	1,593,880	1,901,360
01114401	FISCAL & BUDGET	1,652,767	1,110,554	1,206,840	1,196,720
01114402	HUMAN RESOURCES	654,221	1,487,509	1,233,250	1,378,280
01114403	BUILDING & FACILITY	5,103,794	4,689,312	4,272,590	4,754,440
01114404	BACKGROUNDS	1,341,960	1,801,886	1,506,700	2,052,680
01114405	TRAFFIC	7,592,519	8,118,700	8,305,640	8,646,800
01114410	TRAINING SERVICES	2,261,380	2,667,809	2,711,120	2,828,620
01114415	INTERNAL AFFAIRS	1,519,891	1,847,262	1,604,780	1,725,500
01114420	FIELD OPERATIONS	55,096,954	53,637,499	58,394,330	63,729,220
01114421	PD ATHLETIC & ACTIVITY LEAGUE	113,941	601,940	603,030	735,380
01114425	INFORMATION SERVICES	1,519,311	1,944,627	1,774,620	1,856,050
01114430	ANIMAL SERVICES	0	0	0	3,791,480
01114435	CRIMINAL INVESTIGATIONS-SERVICE ENHANCEMENT	8,349,447	8,954,121	8,601,340	9,864,290
01114440	CRIMES AGAINST PERSONS	6,445,118	5,216,781	4,835,490	8,800,690
01114441	METROPOLITAN DIVISION-SERVICE ENHANCEMENT	5,593,130	5,513,345	5,995,900	0
01114445	SPECIAL INVESTIGATIONS	2,002,975	2,345,502	2,229,650	4,186,290
01114448	EVIDENCE	899,763	917,379	942,620	1,033,550
01114450	CDC	1,271,052	1,494,904	1,264,340	1,322,790
01114455	FORENSIC SERVICES	2,329,984	2,326,984	2,632,660	2,786,540
01114460	RECORDS SERVICES	1,772,211	1,594,773	2,081,660	2,247,430
01114465	COMMUNICATIONS-SERVICE ENHANCEMENT	6,718,267	6,751,116	7,118,490	8,159,380
01114470	VICE/NARCOTICS-SERVICE ENHANCEMENT	423,358	473,908	591,550	502,510
01114471	INVESTIGATIONS SUPPORT SERVICE-SERVICE ENHANCEMENT	1,603,267	1,150,058	950,110	986,070
01114475	JAIL OPERATIONS	18,756,769	18,666,627	21,000,590	22,110,040
01114480	REGIONAL NARCOTIC SUPPRESSION	102,726	301,186	221,350	272,140
01114485	HOMELAND SECURITY & EMERGENCY MANAGEMENT	316,126	288,954	248,980	286,870
01114490	TOBACCO RETAIL LICENSE PRG	93,656	46,550	187,470	207,500
<b>Subtotal</b>		<b>138,802,483</b>	<b>139,948,988</b>	<b>146,805,550</b>	<b>162,545,030</b>

**Fire & Emergency Medical Services**

# General Fund Expenditure Summary

**City of Santa Ana**

**General Fund Expenditure Summary**

Acct. Unit	DEPARTMENT & DIVISION	ACTUAL FY 21-22	ACTUAL FY 22-23	ADOPTED FY 23-24	ADOPTED FY 24-25
01115017	FIRE - SERVICE ENHANCEMENT	8,453,649	9,159,578	14,187,400	14,681,740
01115330	FIRE SUPPRESSION/EMS	42,230,697	42,996,867	42,295,660	43,155,630
	<b>Subtotal</b>	<b>50,684,346</b>	<b>52,156,445</b>	<b>56,483,060</b>	<b>57,837,370</b>
<b>Planning &amp; Building</b>					
01116017	PBA - SERVICE ENHANCEMENT	211,892	298,661	323,620	470,150
01116500	PLNG & BLG AGY-ADMINISTRATION	2,305,045	2,543,608	2,687,490	3,057,670
01116510	PLNG & BLG AGY-PLANNING	2,390,334	1,885,409	3,537,740	3,401,230
01116520	PLNG & BLG AGY-PERMIT & INS SV	1,900,481	2,226,758	2,923,050	3,031,400
01116530	PLNG & BLG AGY-PERMIT & PLN CK	2,441,859	2,695,819	3,568,140	3,688,380
01116540	PLNG & BLG AGY-COMM PRESERVA	1,413,540	1,632,624	2,366,450	3,159,820
01116550	PROACTIV RENTL ENFORCEMENT PRG	711,885	782,511	876,320	923,750
01116560	NEIGHBORHOOD INITIATIVES PROGR	506,023	598,655	604,080	998,810
01116570	ANIMAL SERVICES	3,202,393	4,084,423	3,259,330	0
	<b>Subtotal</b>	<b>15,083,453</b>	<b>16,748,469</b>	<b>20,146,220</b>	<b>18,731,210</b>
<b>Public Works</b>					
01117017	PWA - SERVICE ENHANCEMENT	1,671,009	4,171,499	5,065,240	6,408,820
01117605	PUB WKS-CITY FCLTIES LIC AGRMT	9,699	55,062	45,000	45,610
01117606	PUB WKS DEVELOPMENT ENGINEERING	550,000	582,053	550,000	550,000
01117611	PWA - Construction Engineering	0	1,901,804	2,535,340	2,404,940
01117612	CIP Engineering	0	0	500,000	1,400,000
01117620	PUB WKS-TRAFFIC/TRANSPORTATION ENGINEERING-SERVICE ENHANCEMENT	2,803,996	4,261,397	5,703,110	6,620,160
01117621	PUB WKS-Bus Shelter Program – Service Enhancement	311,111	977,106	0	0
01117622	PWA RIGHT-OF-WAY	0	40,440	1,180,000	100,000
01117625	PUB WKS-ROADWAY MARKING/SIGNS	600,750	596,166	850,220	607,010
01117626	PUB WKS-SIDEWALKS-SERVICE ENHANCEMENT	500,000	1,000,000	1,500,000	1,100,000
01117630	PUB WKS-STREET LIGHT MAINTENAN-SERVICE ENHANCEMENT	3,084,920	3,173,602	3,358,000	3,293,190
01117642	PUB WKS-GRAFFITI ABATEMENT PROGRAM	1,642,448	2,085,339	2,146,170	2,170,940
01117643	PUB WKS-Pub Works Trees – Service Enhancement	3,726,652	3,807,727	4,298,080	4,623,390
01117644	PUB WKS-CROSSING GUARD-SERVICE ENHANCEMENT	930,187	912,773	1,063,030	1,072,880
01117650	PUB WKS-SARTC MAINTENANCE-SERVICE ENHANCEMENT	147	423,428	0	0
01117651	PARK MAINTENANCE SERV ENHCMENT	33,197	12,211,063	13,395,140	13,384,600
01117652	PWA - PARK SERVICE ENHANCEMENT	0	3,946,604	4,386,620	4,687,260
01117660	PWA_ Road Maintenance	0	550,319	3,500,000	3,500,000
	<b>Subtotal</b>	<b>15,864,116</b>	<b>40,696,381</b>	<b>50,075,950</b>	<b>51,968,800</b>
<b>Community Development</b>					
01118017	CDA - SERVICE ENHANCEMENT	1,111,191	1,097,087	3,836,630	1,051,660
01118810	ECONOMIC DEVELOPMENT	1,634,996	3,651,078	1,253,120	1,986,860
01118811	HOMELESS SERVICES-SERVICE ENHANCEMENT	352,104	230,453	547,920	717,610
01118812	CDA ADMIN-SERVICE ENHANCEMENT	240,735	402,294	274,040	296,630
01118825	SALES TAX REBATE AGREEMENT	451,974	275,000	275,000	275,000
	<b>Subtotal</b>	<b>3,791,000</b>	<b>5,655,913</b>	<b>6,186,710</b>	<b>4,327,760</b>
	<b>TOTAL GENERAL FUND USES</b>	<b>358,303,787</b>	<b>373,027,173</b>	<b>414,022,680</b>	<b>406,773,060</b>

# Fund Summary by Category Report

<b>GENERAL FUND</b>					
<b>REVENUE BY FUND</b>		<b>ACTUAL FY 21-22</b>	<b>ACTUAL FY 22-23</b>	<b>ADOPTED FY 23-24</b>	<b>ADOPTED FY 24-25</b>
011	GENERAL FUND	385,077,146	403,313,489	400,938,670	406,527,340
<b>REVENUE GRAND TOTAL</b>		<b>385,077,146</b>	<b>403,313,489</b>	<b>400,938,670</b>	<b>406,527,340</b>

<b>EXPENDITURE BY FUND</b>		<b>ACTUAL FY 21-22</b>	<b>ACTUAL FY 22-23</b>	<b>ADOPTED FY 23-24</b>	<b>ADOPTED FY 24-25</b>
011	GENERAL FUND	358,303,787	373,027,173	414,022,680	406,773,060
<b>EXPENDITURE GRAND TOTAL</b>		<b>358,303,787</b>	<b>373,027,173</b>	<b>414,022,680</b>	<b>406,773,060</b>



# Fund Summary by Category Report

<b>CAPITAL PROJECT FUNDS</b>					
<b>REVENUE BY FUND</b>		<b>ACTUAL FY 21-22</b>	<b>ACTUAL FY 22-23</b>	<b>ADOPTED FY 23-24</b>	<b>ADOPTED FY 24-25</b>
030	PROP 1B BOND ACT OF 2006	1,156	1,539	0	0
032	MEASURE M-STREET CONSTRUCTION	6,404,806	6,840,041	32,494,040	6,962,060
033	NEW TRANSP SYS IMPR AREA B	33,393	6,298	0	0
034	NEW TRANSP SYS IMPR AREA E	75,339	242,038	0	0
035	NEW TRANSP SYS IMPR AREA F	595,429	165,231	0	0
041	TRANSP SYS IMPR AREA A-2	370,954	7,005	0	0
042	TRANSP SYS IMPR AREA B	72	96	0	0
048	TRANSIT ZONING CODE	1,609	2,142	0	0
049	HARBOR SPECIFIC PLAN	742	987	0	0
054	SANITARY SEWER CAPITAL	(1,132,075)	1,357,537	2,050,000	2,050,000
055	SEWER CONNECTION FEE	(744,050)	1,282,593	1,090,000	1,580,000
058	RESIDENTIAL STREET IMPROVEMENT	895,530	820,234	500,000	652,000
059	SELECT STREET CONSTRUCTION	7,675,596	8,622,668	10,079,480	10,560,560
147	STREET SAFETY PROGRAMS	636,116	440,403	0	0
148	TRAFFIC SYSTEM MGMT GRANT	6,083,516	3,160,216	4,695,000	0
149	WIC ASSESSMENT DIST ST IMPRV	247	329	0	0
161	REC/COM SVS ST URBAN OPEN SPAC	764,368	2,451,215	0	0
162	ENERGY CONSERVATION PROGRAM	72,000	0	0	0
164	PWA ENTERPRISE CAPITAL GRANTS	108,519	1,125,296	0	0
172	NATL RECREATION TRAILS FND ACT	129	115	0	0
201	LOCAL DRAINAGE AREA NO 1	1	1	0	0
202	LOCAL DRAINAGE AREA NO 2	11	14	0	0
203	LOCAL DRAINAGE AREA NO 3	5,693	7,581	0	0
204	LOCAL DRAINAGE AREA NO 4	8	11	0	0
205	LOCAL DRAINAGE AREA NO 5	5	6	0	0
206	LOCAL DRAINAGE AREA NO 6	7	9	0	0
207	LOCAL DRAINAGE AREA NO 7	1,464	1,950	0	0
209	LOCAL DRAINAGE AREA NO 9	6	7	0	0
210	LOCAL DRAINAGE AREA NO 10	129	172	0	0
211	LOCAL DRAINAGE AREA NO 11	2	2	0	0
212	LOCAL DRAINAGE AREA NO 12			0	0
213	LOCAL DRAINAGE AREA NO 13	20	27	0	0
221	LOCAL DRAINAGE AREA I	55,252	64,429	0	0
222	LOCAL DRAINAGE AREA II	48,012	11,965	0	0
223	LOCAL DRAINAGE AREA III	3,953	4,987	0	0
224	LOCAL DRAINAGE AREA IV	133,070	99,730	0	0
225	LOCAL DRAINAGE AREA V	27,613	2,826	0	0
226	LOCAL DRAINAGE AREA VI	164,301	6,995	0	0
301	REC/COMM SVS	697	61	0	0
311	RESIDENTIAL DEVELOP DISTRICT 1	621,044	90,909	0	0
312	RESIDENTIAL DEVELOP DISTRICT 2	2,938,262	626,018	0	0
313	RESIDENTIAL DEVELOP DISTRICT 3	2,234,742	4,375,606	0	0
314	RESIDENTIAL DEVELOP DISTRICT 4	124,798	268,049	0	0
315	RESIDENTIAL DEV HARBOR SPECIFIC	0	2,970,985	0	0
400	POLICE LEASE REVENUE BONDS	4,622,121	4,625,399	4,623,910	0
404	COSA 2014 LEASE FINANCING	5,156,160	5,156,070	5,150,750	735,100
418	CDA - PEEBLER CAPITAL FUND	1,303,794	205,305	0	0
<b>REVENUE GRAND TOTAL</b>		<b>39,284,561</b>	<b>45,045,096</b>	<b>60,683,180</b>	<b>22,539,720</b>

# Fund Summary by Category Report

<b>CAPITAL PROJECT FUNDS</b>					
<b>EXPENDITURE BY FUND</b>		<b>ACTUAL FY 21-22</b>	<b>ACTUAL FY 22-23</b>	<b>ADOPTED FY 23-24</b>	<b>ADOPTED FY 24-25</b>
032	MEASURE M-STREET CONSTRUCTION	12,288,270	11,736,502	17,704,170	6,722,280
034	NEW TRANSP SYS IMPR AREA E	117,665	6,900	204,830	242,030
035	NEW TRANSP SYS IMPR AREA F	150,854	192,218	140,000	170,310
049	HARBOR SPECIFIC PLAN	0	0	99,010	0
054	SANITARY SEWER CAPITAL	5,512,498	6,781,747	2,027,980	2,000,000
055	SEWER CONNECTION FEE	2,557,535	4,765,869	0	0
058	RESIDENTIAL STREET IMPROVEMENT	61,425	0	148,870	481,200
059	SELECT STREET CONSTRUCTION	7,107,734	12,388,426	12,067,200	13,919,690
147	STREET SAFETY PROGRAMS	288,663	848,193	0	0
148	TRAFFIC SYSTEM MGMT GRANT	4,438,143	1,470,046	85,000	5,551,000
161	REC/COM SVS ST URBAN OPEN SPAC	1,165,892	2,489,409	0	0
162	ENERGY CONSERVATION PROGRAM	78,141	75,850	0	0
164	PWA ENTERPRISE CAPITAL GRANTS	2,195,203	1,901,373	0	0
221	LOCAL DRAINAGE AREA I	0	0	0	118,250
223	LOCAL DRAINAGE AREA III	617	0	0	0
224	LOCAL DRAINAGE AREA IV	167,346	2,291	0	0
301	REC/COMM SVS	653	0	0	0
311	RESIDENTIAL DEVELOP DISTRICT 1	546,512	2,389,982	0	0
312	RESIDENTIAL DEVELOP DISTRICT 2	1,052,313	2,641,222	0	0
313	RESIDENTIAL DEVELOP DISTRICT 3	1,208,144	4,955,610	0	0
314	RESIDENTIAL DEVELOP DISTRICT 4	(3,752)	550,359	0	0
315	RESIDENTIAL DEV HARBOR SPECIFIC	0	1,478,531	0	0
400	POLICE LEASE REVENUE BONDS	4,616,242	4,616,079	4,623,910	0
404	COSA 2014 LEASE FINANCING	5,159,157	5,156,066	5,150,750	735,100
418	CDA - PEEBLER CAPITAL FUND	4,473,266	1,308,625	0	0
<b>EXPENDITURE GRAND TOTAL</b>		<b>53,182,519</b>	<b>65,755,297</b>	<b>42,251,720</b>	<b>29,939,860</b>

# Fund Summary by Category Report

<b>DEBT SERVICE FUNDS</b>					
<b>REVENUE BY FUND</b>		<b>ACTUAL FY 21-22</b>	<b>ACTUAL FY 22-23</b>	<b>ADOPTED FY 23-24</b>	<b>ADOPTED FY 24-25</b>
406	2021 PENSION OBLIGATION FUNDS	387,439,929	15,347,872	11,762,200	12,902,160
<b>REVENUE GRAND TOTAL</b>		<b>387,439,929</b>	<b>15,347,872</b>	<b>11,762,200</b>	<b>12,902,160</b>

<b>EXPENDITURE BY FUND</b>		<b>ACTUAL FY 21-22</b>	<b>ACTUAL FY 22-23</b>	<b>ADOPTED FY 23-24</b>	<b>ADOPTED FY 24-25</b>
406	2021 PENSION OBLIGATION FUNDS	3,937,478	15,340,818	11,762,140	12,902,110
<b>EXPENDITURE GRAND TOTAL</b>		<b>3,937,478</b>	<b>15,340,818</b>	<b>11,762,140</b>	<b>12,902,110</b>

# Fund Summary by Category Report

<b>ENTERPRISE FUNDS</b>					
<b>REVENUE BY FUND</b>		<b>ACTUAL FY 21-22</b>	<b>ACTUAL FY 22-23</b>	<b>ADOPTED FY 23-24</b>	<b>ADOPTED FY 24-25</b>
027	PARKING FUND	4,528,794	6,636,203	4,657,310	3,458,100
056	SANITARY SEWER SERVICE	8,091,361	9,129,390	9,146,440	9,806,000
057	FED CLEAN WATER PROTECTION ENT	3,854,360	8,235,434	4,449,620	3,615,360
060	WATER REVENUE	63,744,018	68,063,614	72,037,820	72,369,640
066	ACQUISITION & CONSTRUCTION	10,582,233	30,143,340	0	0
067	REGIONAL TRANSP CENTER	3,522,013	1,684,816	1,696,470	1,769,360
068	SANITATION FUND	6,058,732	6,454,644	6,577,900	6,456,000
069	REFUSE COLLECTION SERVICE	13,528,847	19,209,698	22,089,150	23,290,230
<b>REVENUE GRAND TOTAL</b>		<b>113,910,358</b>	<b>149,557,139</b>	<b>120,654,710</b>	<b>120,764,690</b>

<b>EXPENDITURE BY FUND</b>		<b>ACTUAL FY 21-22</b>	<b>ACTUAL FY 22-23</b>	<b>ADOPTED FY 23-24</b>	<b>ADOPTED FY 24-25</b>
027	PARKING FUND	3,509,680	4,285,998	4,914,080	5,070,970
056	SANITARY SEWER SERVICE	7,854,849	7,483,215	10,917,710	11,734,360
057	FED CLEAN WATER PROTECTION ENT	3,791,087	4,640,968	4,664,990	3,580,490
060	WATER REVENUE	69,414,481	91,711,119	72,152,410	72,145,690
066	ACQUISITION & CONSTRUCTION	11,125,992	28,934,216	0	0
067	REGIONAL TRANSP CENTER	1,395,266	1,620,355	1,790,130	1,811,610
068	SANITATION FUND	7,006,411	7,289,590	7,571,630	8,659,930
069	REFUSE COLLECTION SERVICE	14,546,976	19,270,291	22,067,020	25,199,760
<b>EXPENDITURE GRAND TOTAL</b>		<b>118,644,741</b>	<b>165,235,751</b>	<b>124,077,970</b>	<b>128,202,810</b>

# Fund Summary by Category Report

<b>GRANT FUNDS</b>					
<b>REVENUE BY FUND</b>		<b>ACTUAL FY 21-22</b>	<b>ACTUAL FY 22-23</b>	<b>ADOPTED FY 23-24</b>	<b>ADOPTED FY 24-25</b>
031	AIR QUALITY IMPR. (AB 2766)	331,769	1,114,032	725,900	417,200
122	EMERGENCY & HEALTH GRANTS	8,602,723	2,312,597	5,119,960	3,207,750
123	WORKFORCE INVESTMENT ACT	1,866,564	2,408,953	2,648,020	2,900,730
124	ORANGE COUNTY SSA GRANTS	1,151,184	1,825,444	838,970	838,960
125	OES UASI	1,343,843	4,305,975	444,680	521,000
127	D.O.J. GRANT FUND	858,548	448,160	0	95,000
128	LAW ENFORCEMENT GRANTS	1,188,491	944,918	808,000	1,005,000
130	HOME PROGRAM FEDERAL GRANT	3,320,008	2,963,690	1,980,040	2,018,290
135	COMMUNITY DEV BLOCK GRANT	12,592,294	11,734,148	5,568,240	5,606,020
136	HOUSING AUTHORITY-VOUCHER HAP	38,252,817	42,836,370	44,855,750	51,000,000
137	HOUSING AUTHORITY- MAINSTREAM	2,195,598	2,326,135	2,488,540	2,500,000
138	HOUSING AUTHORITY-MS 5	2,173,577	2,623,361	2,894,320	4,200,000
139	HOUSING AUTHORITY-NEW CONSTR	185,812	342,884	244,730	244,730
140	HOUSING AUTHORITY-VOUCHER ADM	3,883,611	4,727,253	4,510,880	5,487,580
142	NSP FEDERAL GRANT	242,949	319,107	0	0
143	CALHOME MFGD HSG LOAN	5,239	7,095	0	68,000
144	PRISON TO EMPLOYMENT PROGRAM	1,325,367	0	927,350	570,770
145	RENTAL REHABILITATION GRANT	2,238	484	0	490
152	PUBLIC LIBRARY GRANT FUND	12,353	53,871	0	0
154	LIBRARY SVCS & TECHNOLOGY ACT	16,150	0	0	0
157	HSG ADMIN CARES ACT COVID-19	4,852	0	0	0
158	SB2 Planning	2,775,268	2,569,967	6,054,230	152,490
165	OFFICE OF TRAFFIC SAFETY GRANT	652,601	714,201	139,300	160,000
169	RECREATION GRANTS FUND	262,539	286,190	300,000	308,850
179	EHV HAP	548,705	840,705	1,725,390	1,850,000
180	EHV ADMIN FEES	112,363	349,936	0	205,200
181	American Rescue Plan Act	8,355,421	19,859,518	0	0
182	HOME-ARP PROGRAM	16,817	3,922,656	0	64,090
183	ARPA - CA FOR ALL YOUTH WDP	0	556,400	193,340	1,165,940
<b>REVENUE GRAND TOTAL</b>		<b>92,279,700</b>	<b>110,394,049</b>	<b>82,467,640</b>	<b>84,588,090</b>

# Fund Summary by Category Report

<b>GRANT FUNDS</b>					
<b>EXPENDITURE BY FUND</b>		<b>ACTUAL FY 21-22</b>	<b>ACTUAL FY 22-23</b>	<b>ADOPTED FY 23-24</b>	<b>ADOPTED FY 24-25</b>
031	AIR QUALITY IMPR. (AB 2766)	373,956	1,388,607	871,000	475,550
122	EMERGENCY & HEALTH GRANTS	8,558,027	2,128,848	11,326,680	834,460
123	WORKFORCE INVESTMENT ACT	3,969,729	2,771,543	2,648,020	2,732,420
124	ORANGE COUNTY SSA GRANTS	1,144,844	1,824,413	838,970	838,960
125	OES UASI	1,684,940	4,244,875	460,540	521,020
127	D.O.J. GRANT FUND	838,472	422,872	0	95,000
128	LAW ENFORCEMENT GRANTS	667,905	384,817	808,000	1,005,000
130	HOME PROGRAM FEDERAL GRANT	2,132,926	3,109,689	1,605,670	1,598,670
135	COMMUNITY DEV BLOCK GRANT	12,706,041	10,955,953	5,372,390	5,936,640
136	HOUSING AUTHORITY-VOUCHER HAP	38,310,383	42,392,616	44,405,750	51,300,000
137	HOUSING AUTHORITY- MAINSTREAM	2,195,598	2,326,135	2,938,540	2,500,000
138	HOUSING AUTHORITY-MS 5	2,896,974	2,586,852	2,857,810	4,200,000
139	HOUSING AUTHORITY-NEW CONSTR	153,874	158,025	545,250	315,570
140	HOUSING AUTHORITY-VOUCHER ADM	3,568,459	4,005,492	4,767,570	6,337,750
142	NSP FEDERAL GRANT	7,929	1,637,420	0	0
143	CALHOME MFGD HSG LOAN	0	0	0	17,390
144	PRISON TO EMPLOYMENT PROGRAM	1,017,426	0	927,350	570,770
152	PUBLIC LIBRARY GRANT FUND	12,353	24,920	0	0
153	LIBRARY GRANTS	0	42,388	0	0
154	LIBRARY SVCS & TECHNOLOGY ACT	16,150	1,375	0	0
155	OCJP GRANT	36,355	0	0	0
157	HSG ADMIN CARES ACT COVID-19	4,852	428	0	0
158	SB2 Planning	3,002,382	2,518,298	5,836,610	248,930
165	OFFICE OF TRAFFIC SAFETY GRANT	656,230	583,654	139,300	160,000
169	RECREATION GRANTS FUND	126,781	123,628	808,480	439,070
179	EHV HAP	132,291	1,284,998	1,130,290	1,850,000
180	EHV ADMIN FEES	83,252	342,390	140,060	183,910
181	American Rescue Plan Act	12,233,442	20,361,076	10,015,120	3,664,380
182	HOME-ARP PROGRAM	16,817	3,938,163	2,894,800	64,090
183	ARPA - CA FOR ALL YOUTH WDP	0	1,172,272	193,340	1,237,580
<b>EXPENDITURE GRAND TOTAL</b>		<b>96,548,386</b>	<b>110,731,746</b>	<b>101,531,540</b>	<b>87,127,160</b>

# Fund Summary by Category Report

<b>INTERNAL SERVICE FUNDS</b>					
<b>REVENUE BY FUND</b>		<b>ACTUAL FY 21-22</b>	<b>ACTUAL FY 22-23</b>	<b>ADOPTED FY 23-24</b>	<b>ADOPTED FY 24-25</b>
070	EQUIPMENT REPLACEMENT FUND	2,677,323	779,246	1,368,000	2,048,240
071	CENTRAL SERVICES	915,824	704,127	0	0
073	BUILDING MAINT FUND	7,143,670	6,018,872	5,623,060	6,323,070
075	FLEET MAINTENANCE	6,392,429	5,902,140	5,591,310	6,127,100
076	STORES & PROPERTY CONTROL	2,453,849	2,080,535	2,071,100	0
080	LIABILITY AND PROPERTY INS FND	12,324,851	15,472,736	15,797,840	16,501,950
081	EMPLOYEE GROUP INSURANCE	30,155,870	30,358,246	29,208,840	31,603,100
082	WORKERS COMPENSATION FUND	8,670,519	10,248,505	10,134,080	10,039,980
085	CITY YARD OPERATION	1,256,692	1,254,160	1,466,190	3,260,020
086	PUB WKS ENG/PROJ MGMT	7,423,366	5,276,693	6,922,870	6,734,440
101	PUB WKS-ADMIN & PLANNING	8,009,681	7,871,933	7,968,140	9,125,580
109	INFO SYS STRATEGIC PLAN	8,473,885	8,085,022	9,457,040	10,746,710
<b>REVENUE GRAND TOTAL</b>		<b>95,897,960</b>	<b>94,052,215</b>	<b>95,608,470</b>	<b>102,510,190</b>

<b>EXPENDITURE BY FUND</b>		<b>ACTUAL FY 21-22</b>	<b>ACTUAL FY 22-23</b>	<b>ADOPTED FY 23-24</b>	<b>ADOPTED FY 24-25</b>
070	EQUIPMENT REPLACEMENT FUND	1,242,954	1,344,262	625,000	3,458,320
071	CENTRAL SERVICES	680,638	120,352	0	0
073	BUILDING MAINT FUND	5,733,843	6,616,970	5,856,780	6,581,470
075	FLEET MAINTENANCE	5,769,519	5,945,150	6,021,450	6,783,500
076	STORES & PROPERTY CONTROL	1,965,362	2,159,193	2,014,660	0
080	LIABILITY AND PROPERTY INS FND	15,048,166	17,198,276	15,953,400	16,501,950
081	EMPLOYEE GROUP INSURANCE	28,911,336	29,156,118	29,864,630	31,100,470
082	WORKERS COMPENSATION FUND	8,636,804	9,464,883	10,036,980	10,037,640
085	CITY YARD OPERATION	1,411,969	1,771,409	1,587,040	3,061,190
086	PUB WKS ENG/PROJ MGMT	6,557,498	6,238,110	8,263,140	6,734,440
088	QUALITY SERVICE TRAINING	79,537	190,010	0	0
101	PUB WKS-ADMIN & PLANNING	7,568,601	7,804,662	8,927,160	10,224,200
109	INFO SYS STRATEGIC PLAN	8,724,298	9,410,965	13,120,630	14,373,920
<b>EXPENDITURE GRAND TOTAL</b>		<b>92,330,525</b>	<b>97,420,360</b>	<b>102,270,870</b>	<b>108,857,100</b>

# Fund Summary by Category Report

<b>OTHER RESTRICTED FUNDS</b>					
<b>REVENUE BY FUND</b>		<b>ACTUAL FY 21-22</b>	<b>ACTUAL FY 22-23</b>	<b>ADOPTED FY 23-24</b>	<b>ADOPTED FY 24-25</b>
020	OTS-TRAFFIC OFFENDER PROGRAM	16,344	13,174	14,200	13,280
023	INMATE WELFARE FUND	540,679	533,328	410,000	545,000
024	POLICE ACTIVITIES & PROGRAMS	535,150	682,521	765,120	767,120
025	IDB & EZ VOUCHER MONITORING	5,800	4,268	3,000	2,000
026	CRIMINAL ACTIVITIES FUND	9,348	63,984	0	0
029	SPECIAL GAS TAX	12,558,190	14,095,298	16,507,380	15,696,070
074	CIVIC CENTER MAINTENANCE	3,777,708	3,829,821	4,790,650	2,143,500
131	2020 Census	690,368	0	0	0
133	HOUSING AUTHORITY-ISSUER FEE	74,655	79,352	83,330	76,440
166	US DOJ ASSET FORFEITURE FUND	13,349	747,665	0	0
167	US TREASURY ASSET FORFEITURE	1,051	68,037	0	0
170	MS5 HAP CARES ACT COVID-19	(205,288)	0	0	0
177	EMERGENCY RENTAL ASSISTANCE PG	21,688,817	5,201,275	0	0
178	COVID-19 RESPONSE	0	1,685,467	0	0
185	RENT STABILIZATION	0	0	3,245,000	1,452,700
417	INCLUSIONARY HOUSING FEE	6,013,899	1,315,141	71,500	71,500
607	HOUSING AUTHORITY LMIHF	410,566	483,734	770,280	660,500
655	2018 A & B TARB	6,485,489	11,235,637	11,541,790	11,869,190
670	COSA RDA	152,817	647,257	125,000	116,260
671	COSA RDA OBLIGATION RETIREMENT	11,896,539	12,139,383	12,078,270	12,216,930
<b>REVENUE GRAND TOTAL</b>		<b>64,665,483</b>	<b>52,825,341</b>	<b>50,405,520</b>	<b>45,630,490</b>

<b>EXPENDITURE BY FUND</b>		<b>ACTUAL FY 21-22</b>	<b>ACTUAL FY 22-23</b>	<b>ADOPTED FY 23-24</b>	<b>ADOPTED FY 24-25</b>
020	OTS-TRAFFIC OFFENDER PROGRAM	21,524	19,340	14,200	35,000
023	INMATE WELFARE FUND	260,591	187,692	1,284,700	1,456,500
024	POLICE ACTIVITIES & PROGRAMS	655,099	736,806	802,120	782,620
026	CRIMINAL ACTIVITIES FUND	0	45,235	0	0
029	SPECIAL GAS TAX	15,660,673	12,068,899	16,734,290	16,176,990
074	CIVIC CENTER MAINTENANCE	3,731,216	3,735,572	4,233,960	2,143,500
131	2020 Census	689,120	0	0	0
133	HOUSING AUTHORITY-ISSUER FEE	68,510	177,863	161,960	1,026,400
166	US DOJ ASSET FORFEITURE FUND	430,124	145,282	500,000	600,000
167	US TREASURY ASSET FORFEITURE	0	0	155,000	100,000
170	MS5 HAP CARES ACT COVID-19	(774,497)	0	0	0
177	EMERGENCY RENTAL ASSISTANCE PG	21,664,913	5,169,369	0	141,630
178	COVID-19 RESPONSE	137,782	2,097,385	143,840	0
185	RENT STABILIZATION	0	0	2,823,640	2,951,380
417	INCLUSIONARY HOUSING FEE	1,097,044	1,413,105	1,584,530	2,356,310
607	HOUSING AUTHORITY LMIHF	(418,153)	108,227	2,035,120	469,310
655	2018 A & B TARB	7,181,281	11,867,820	11,541,790	11,869,190
670	COSA RDA	78,414	650,314	125,000	123,580
671	COSA RDA OBLIGATION RETIREMENT	7,059,444	11,771,614	12,078,270	12,216,930
<b>EXPENDITURE GRAND TOTAL</b>		<b>57,543,085</b>	<b>50,194,525</b>	<b>54,218,420</b>	<b>52,449,340</b>



# Fund Summary by Category Report

<b>SPECIAL REVENUE - GENERAL FUND</b>					
<b>REVENUE BY FUND</b>		<b>ACTUAL FY 21-22</b>	<b>ACTUAL FY 22-23</b>	<b>ADOPTED FY 23-24</b>	<b>ADOPTED FY 24-25</b>
012	CANNABIS PUBLIC BENEFIT	13,792,352	11,061,251	10,354,720	9,436,700
016	CASp CERTIFICATION AND TRAINING FUND	90,930	91,793	85,000	85,000
021	CATV FUND	555,562	120,728	252,830	252,830
022	PRCSA FEE & DONATION	788,212	20,043	0	5,000
051	CAPITAL OUTLAY FUND	1,419,357	1,377,572	1,316,000	1,336,280
053	CITY SERVICES	1,398,475	1,724,334	3,520,410	3,340,710
100	457 ADMIN PLAN	0	0	69,300	0
110	SMIP	3,922	5,510	16,000	16,000
111	OPIOID REMEDIATION	0	7,676	601,000	789,700
120	FIRE FACILITIES FUND	1,588,791	1,591,222	612,960	684,970
121	SPECIAL REPAIR/DEMOLITION	248,300	84,203	100,000	100,000
<b>REVENUE GRAND TOTAL</b>		<b>19,885,901</b>	<b>16,084,331</b>	<b>16,928,220</b>	<b>16,047,190</b>

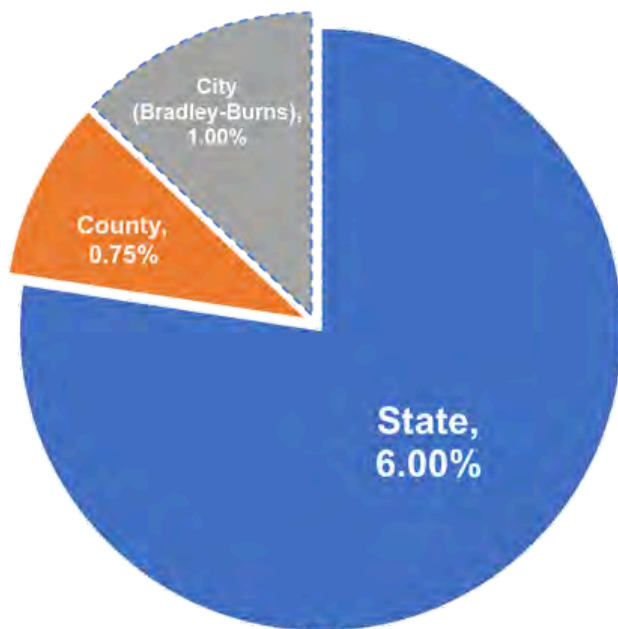
<b>EXPENDITURE BY FUND</b>		<b>ACTUAL FY 21-22</b>	<b>ACTUAL FY 22-23</b>	<b>ADOPTED FY 23-24</b>	<b>ADOPTED FY 24-25</b>
012	CANNABIS PUBLIC BENEFIT	6,612,467	12,555,196	9,809,900	9,436,700
016	CASp CERTIFICATION AND TRAINING FUND	3,925	4,743	85,000	85,000
021	CATV FUND	24,624	77,622	252,830	250,000
022	LIBRARY FEE AND DONATION	0	0	27,700	27,700
022	PRCSA FEE & DONATION	242,764	40,800	44,000	39,950
051	CAPITAL OUTLAY FUND	1,285,541	1,817,719	922,000	1,077,000
053	CITY SERVICES	1,433,273	1,405,760	3,520,410	3,340,710
100	457 ADMIN PLAN	0	0	93,000	0
110	SMIP	0	0	16,000	16,000
111	OPIOID REMEDIATION	0	0	601,000	1,456,450
120	FIRE FACILITIES FUND	611,730	1,790,910	811,900	866,520
121	SPECIAL REPAIR/DEMOLITION	28,649	27,872	100,000	100,000
<b>EXPENDITURE GRAND TOTAL</b>		<b>10,242,974</b>	<b>17,720,621</b>	<b>16,283,740</b>	<b>16,696,030</b>

# Measure X Local Sales Tax Rate

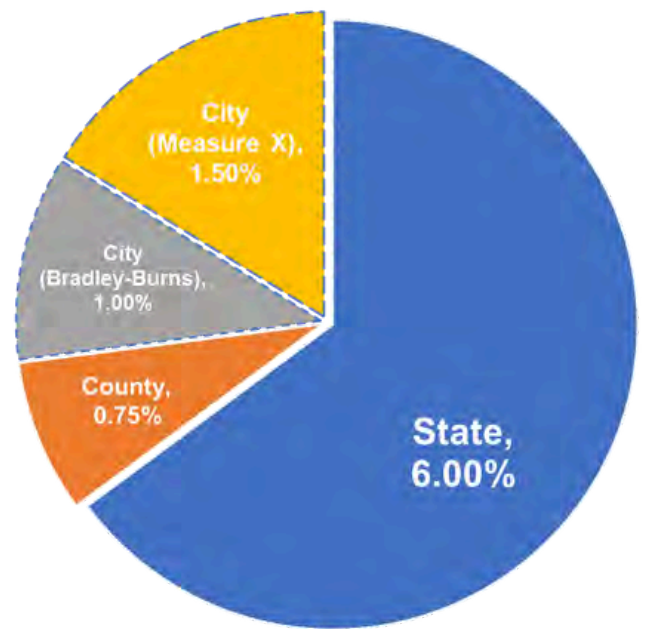
In November 2018, Santa Ana voters approved Measure X: the Santa Ana Neighborhood Safety, Unhoused Community prevention and Essential City Services Enhancement Measure. Measure X became effective April 1, 2019 and levied a local 1.5% sales tax rate, decreasing to 1.0% in 2029, then sunsets in 2039. Vital goods like groceries, gasoline, medication and housing are exempt from this tax.

Measure X funds general city services including, but not limited to: emergency response services, unhoused community, fixing potholes and streets, keeping up parks, and maintaining senior services, after school programs and graffiti removal.

**Prior to April 1, 2019**



**Effective April 1, 2019**



**Use of Measure X**

The ballot language called for the use of Measure X funds “To maintain effective 9-1-1 response; retaining firefighters and police officers; addressing the unhoused community; fixing streets, maintaining parks, and youth and senior services, and unrestricted general revenue purposes.”

The City’s Measure X captures a larger share of sales tax from online sales and less reliance on the transportation sector in comparison to the State of California.

The City generally prepares a Measure X spending plan in excess of estimated Measure X revenue, in case the actual revenue is more than expected, the spending plan will be backfilled by other General Fund revenue if it exceeds actual Measure X revenue.

**Overview of City's goals related to the Measure X revenue use:**

**Increase the efficiency & effectiveness of emergency response services by retaining firefighters, police officers and paramedics** – according to the FBI's Information Services Division, cities with a population over 250,000 in the Pacific region of the United States have an average of 1.8 sworn officers per 1,000 residents. Effective July 1 , 2024, Santa Ana has 382 funded positions which is 1.23 per 1,000 residents, less than the regional average.

**Address the unhoused community epidemic** – Santa Ana bears a disproportionately large burden of the unhoused population in the region, due to being the county seat, with county-provided social services. Using local revenue to address the issue will ensure that our residents will benefit directly from this investment. The Homeless Evaluation Assessment Response Team (H.E.A.R.T.) Program focuses exclusively on the unsheltered, individuals and families, and addresses the problem in its entirety through immediate needs and long-term effects.

**Fix and maintain roads and parks** – The City’s latest Pavement Management Plan (PMP) assessed the condition of City roadways with an average Pavement Conditions Index (PCI) score of 75 out of a possible 100. A score of 75 is in the fair, but not excellent range. To help improve this score, the City allocated \$9.08M from the Measure X spending plan for fixing and maintaining streets.



City of Santa Ana Measure X  
Fiscal Year Ended June 30, 2025

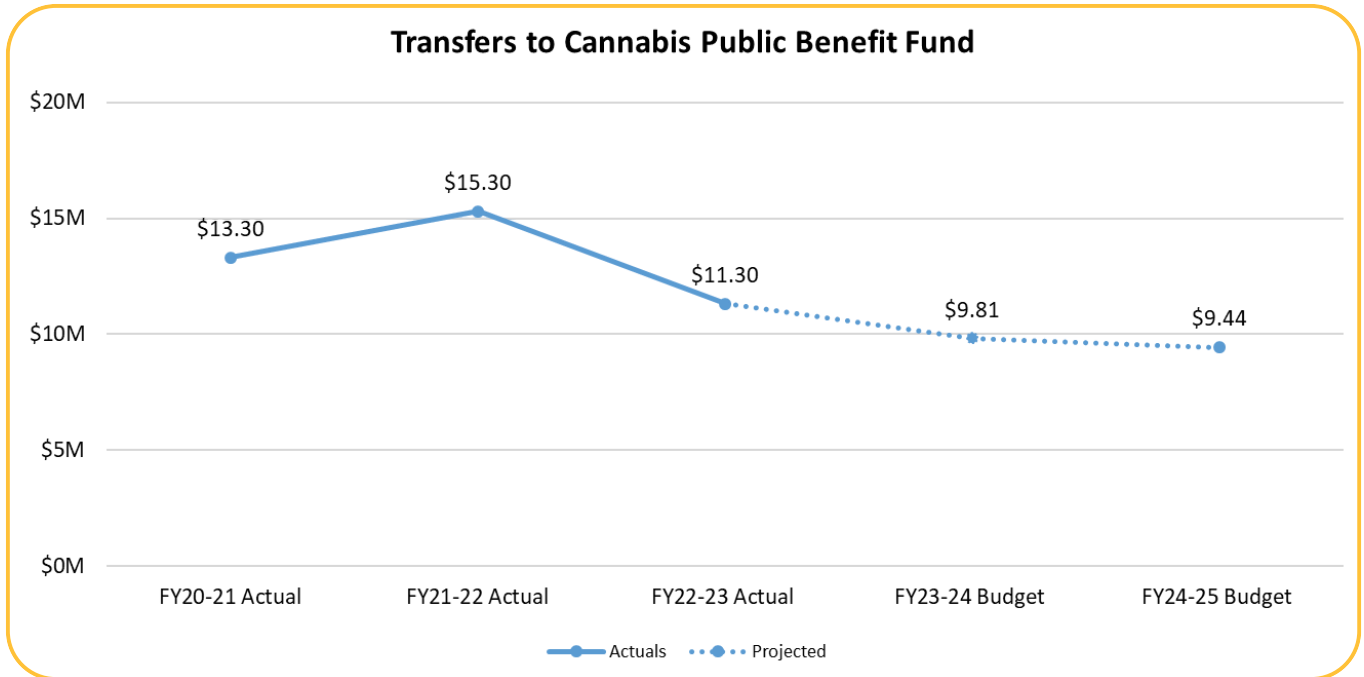
Category	Description	Department Responsible	Recurring costs identified in Prior Fiscal Years	Recurring costs identified in FY24-25	One-time costs identified in FY24-25	Total plan spending
Addressing Homelessness	Public Safety Response - Homelessness (Labor)	PD	7,000,000			7,000,000
Addressing Homelessness	Public Safety Response - Homelessness (Contractual and Other)	PD	1,200,000			1,200,000
Addressing Homelessness	QOLT Clean-Up Contract Homeless Services	PWA	500,000			500,000
Addressing Homelessness	Homeless Outreach & Engagement	CDA	617,610			617,610
Addressing Homelessness	Navigation Center Maintenance	CDA	-	100,000		100,000
Addressing Homelessness	QOLT Clean-Up Staffing (2 Maint Workers II + Sanitation Inspect II)	PWA	577,710			577,710
Addressing Homelessness	Code Enforcement Officers (2)	PBA	349,020			349,020
Fixing Streets	Streetlight Pole work - Under lit Areas	PWA	1,000,000			1,000,000
Fixing Streets	Alley improvement program	PWA	1,500,000			1,500,000
Fixing Streets	Sidewalk and/or Street Repair	PWA	1,000,000			1,000,000
Fixing Streets	Traffic Calming	PWA	1,000,000			1,000,000
Fixing Streets	Pavement Maintenance	PWA	2,000,000			2,000,000
Fixing Streets	Median Landscaping	PWA	500,000			500,000
Fixing Streets	Maintain Asphalt Pothole Repair Services	PWA	-	100,000		100,000
Fixing Streets	Two Traffic Signals: Segerstrom Ave/Raitt St & Segerstrom Ave/Flower St	PWA	-		1,300,000	1,300,000
Fixing Streets	Bristol Street Rehab Completion	PWA	-		680,000	680,000
Maintain Effective 9-1-1 Response	Funding for additional police officers, traffic collision investigators; office assistants to relieve police officers stand-by pay, cash-outs and related benefits	PD	5,182,410			5,182,410
Maintain Effective 9-1-1 Response	Police Department Overtime	PD	1,500,000			1,500,000
Maintain Effective 9-1-1 Response	Public Safety Specialized Units: Criminal Investigations; Metro Division; Communications; Vice; and Investigations and Support Service	PD				
			2,578,695			2,578,695
Maintain Effective 9-1-1 Response	Ambulance Service Contract increase to maintain service level	FMSA	2,052,340			2,052,340
Maintain Effective 9-1-1 Response	Human Resources Technician dedicated to Police Recruiting	HR	103,000			103,000
Maintaining Parks	Park Maintenance and Repairs / Master Plan	PRCSA/PWA	4,627,860	175,000		4,802,860
Maintaining Parks	Armed Security for Parks	PRCSA/PWA	1,900,000			1,900,000
Maintaining Parks	Park Facilities - Personnel	PWA	1,446,170			1,446,170
Maintaining Parks	Park Ambassador	PRCSA	300,000			300,000
Maintaining Parks	Parkland Feasibility Study, including Washington Square	PWA	-		100,000	100,000
Retaining Firefighters	Orange County Fire contract increase to maintain service level	FMSA	12,629,400			12,629,400
Youth Services	Zoo and Recreation Personnel	PRCSA	520,370			520,370
Youth Services	Zoo Contract & Supply Enhancements	PRCSA	776,500	116,300		892,800
Youth Services	Zoo North Wall	PRCSA	-		1,200,000	1,200,000
Youth Services	Rehab Zoo Walkways	PRCSA	-		400,000	400,000
Youth Services	Crossing Guard	PWA	220,000	-		220,000
Youth Services	Librarians and administrative Support (Personnel)	Library	530,850			530,850
Youth Services	Youth Employment Program	CDA	100,000			100,000
Youth Services	Sports & Rec Equipment Lending + Additional Programming	PRCSA	200,000			200,000
<b>Subtotal Before Unrestricted Purposes</b>			<b>51,911,935</b>	<b>491,300</b>	<b>3,680,000</b>	<b>56,083,235</b>

City of Santa Ana Measure X  
Fiscal Year Ended June 30, 2025

Category	Description	Department Responsible	Recurring costs identified in Prior Fiscal Years	Recurring costs identified in FY24-25	One-time costs identified in FY24-25	Total plan spending
Unrestricted General Revenue Purpose	FY18-19 Budget Deficit - Planned Use of General Fund Reserve	FMSA	10,200,000			10,200,000
Unrestricted General Revenue Purpose	FY18-19 Budget Deficit - Planned Staff Savings not implemented	FMSA	1,500,000			1,500,000
Unrestricted General Revenue Purpose	New Debt Payments for Purchase of Streetlights	PWA	800,000			800,000
Unrestricted General Revenue Purpose	Street Tree Maintenance (Tree-Trimming)	PWA	678,330			678,330
Unrestricted General Revenue Purpose	Universal Legal Defense Fund for Dreamers & Parents	CMO	300,000			300,000
Unrestricted General Revenue Purpose	Public Meeting Software & ADA Captioning	COTC	50,000			50,000
Unrestricted General Revenue Purpose	Sales Tax Rebate - Volvo & Tac Energy	CDA	725,000			725,000
Unrestricted General Revenue Purpose	Santa Ana Regional Transportation Center Subsidy and Maintenance	PWA	1,100,000			1,100,000
Unrestricted General Revenue Purpose	Support for Utility Billing, Business Retention and HR - Administrative	FMSA	798,000			798,000
Unrestricted General Revenue Purpose	Principal HR Analyst	HR	75,100			75,100
Unrestricted General Revenue Purpose	Permit Service Technician- PBA salaries	PBA	121,130			121,130
Unrestricted General Revenue Purpose	Engineering Salaries for review of Plan Checks and Permits	PWA	550,000			550,000
Unrestricted General Revenue Purpose	Vietnamese Community Liaison	CMO	150,000			150,000
Unrestricted General Revenue Purpose	Part-Time staff salaries	CMO	85,120			85,120
Unrestricted General Revenue Purpose	Executive Assistance	CMO	121,100			121,100
Unrestricted General Revenue Purpose	(1) Full-time staff attorney position	CAO	224,120			224,120
Unrestricted General Revenue Purpose	Protected Bike Lane sweeping program	PWA	150,000			150,000
Unrestricted General Revenue Purpose	Support for City Clerk	COTC	190,350			190,350
Unrestricted General Revenue Purpose	Increase the City Events budget	PRCSA	340,500	375,000		715,500
Unrestricted General Revenue Purpose	Graffiti Arts Program	CDA	100,000			100,000
Unrestricted General Revenue Purpose	Arts & Culture Event Sponsorship Program / Arts Funding	CDA	200,000	120,000		320,000
Unrestricted General Revenue Purpose	Economic Dev. Spec. I	CDA	124,000			124,000
Unrestricted General Revenue Purpose	City Council, Contract Vendor Personnel Services	COTC	420,000			420,000
Unrestricted General Revenue Purpose	PWA Graffiti Abatement Service Enhancement (Graffiti Removal)	PWA	921,000			921,000
Unrestricted General Revenue Purpose	Fleet Operating Support - Operating supplies	PWA		36,910		36,910
Unrestricted General Revenue Purpose	Electrical feeder upgrades (SCE) and Electrical Panel at City Yard	PWA	-		1,000,000	1,000,000
Unrestricted General Revenue Purpose	Fleet Electrification Master Plan	PWA			100,000	100,000
Unrestricted General Revenue Purpose	City Yard Operations - Strategic Master Plan	PWA			400,000	400,000
Unrestricted General Revenue Purpose	City Yard Deferred Facility Maintenance Repairs	PWA			250,000	250,000
Unrestricted General Revenue Purpose	City Yard Car Wash Rehab	PWA			250,000	250,000
Unrestricted General Revenue Purpose	City Yard Digital Media Billboard	PWA			375,000	375,000
Unrestricted General Revenue Purpose	City Yard - Rehab Ice Making Room	PWA			65,000	65,000
Unrestricted General Revenue Purpose	Upgrade Fueling Station Software for City Fleet Tracking	PWA			250,000	250,000
Unrestricted General Revenue Purpose	Funding for 5 ARPA Positions (6 Months)	PWA			319,650	319,650
Unrestricted General Revenue Purpose	Bus Shelter Maintenance	PWA		250,000		250,000
Unrestricted General Revenue Purpose	Vehicle replacement for building maintenance	PWA			67,000	67,000
Unrestricted General Revenue Purpose	Future Pension Stabilization (115 Trust)	Multiple	-		5,800,000	5,800,000
<b>Subtotal Unrestricted Purposes</b>			<b>19,923,750</b>	<b>781,910</b>	<b>8,876,650</b>	<b>29,582,310</b>
<b>Totals</b>			<b>\$ 71,835,685</b>	<b>\$ 1,273,210</b>	<b>\$ 12,556,650</b>	<b>\$ 85,665,545</b>

# Cannabis Public Benefit Fund

In December 2018, the City Council adopted [Ordinance NS-2959](#) to establish the Cannabis Public Benefit Fund (CPBF) for youth and enforcement services. The revenue source is two-thirds of the Cannabis business tax collected from adult-use retail sales and supply activities such as cultivation, manufacturing and distribution. The remaining one-third of the tax remains in the General Fund.



In October 2022, City Council took two actions:

- 1.Reduced the Cannabis industry tax rates
- 2.Adopted a Qualified Social Equity designation for a further 2% tax rate reduction. Qualified Social Equity practices include paying prevailing wages, hiring from disadvantaged communities, supporting local non-profit organizations and skills training for employees.

For FY2024-25, the adopted CBPF is \$9.4 million, a reduction of \$0.37 million from FY2023-24. Although these rate decreases led to a reduction of the annual CBPF transfer, staff ensured there were no service level disruptions while also rebalancing the spending between youth services and enforcement services to make it a more equitable split. Spending on youth programming increased from 42.6% to 46.8% of the CBPF total, while spending on enforcement decreased from 57.4% to 53.2%. This rebalancing directly aligns with community priorities to increase spending on youth. Summaries of spending follows on the next page.

# Cannabis Public Benefit Fund

## CANNABIS FUND - YOUTH SERVICES

YOUTH SERVICES (47%)	FY 2024-25
Book Mobile	92,070
Digital Subscriptions & Content	226,810
Hotspots and Chromebooks Data Plans	292,350
Library Staffing & Support	301,700
Library Youth Programs/Events	97,070
Recreation & Zoo Staffing Support	2,068,390
Zoo and You	90,300
Zoo Nature Center	62,780
Aquatics	73,660
Aquatics Maintenance	40,000
Teen Excursions	173,560
Recreation Mobile, Events & Youth Programs	34,260
Internship Program Wages & Support	627,240
Camp Operations	40,000
Salgado Gym Protective Flooring	100,000
Children's Zoo	100,000
<b>TOTAL FY 2024-25 ADOPTED BUDGET</b>	<b>4,420,190</b>
<b>PRIOR YEAR ADOPTED BUDGET</b>	<b>4,182,410</b>

## CANNABIS FUND - ENFORCEMENT SERVICES

ENFORCEMENT SERVICES (53%)	FY 2024-25
City Attorney Staffing & Support	285,740
Code Enforcement Staffing & Support	1,088,090
Code Enforcement Equip/Supply	56,130
Police Staffing & Support	1,831,540
Police Contracts & Equip/Supply	246,940
Evidence Warehouse	233,400
Body Worn Camera Program (Year 3 of 5)	1,029,150
Finance Collections Staffing & Support	124,970
Cannabis Auditing Contracts	120,550
<b>TOTAL FY 2024-25 ADOPTED BUDGET</b>	<b>5,016,510</b>
<b>PRIOR YEAR ADOPTED BUDGET</b>	<b>5,627,490</b>

# Citywide Appropriations

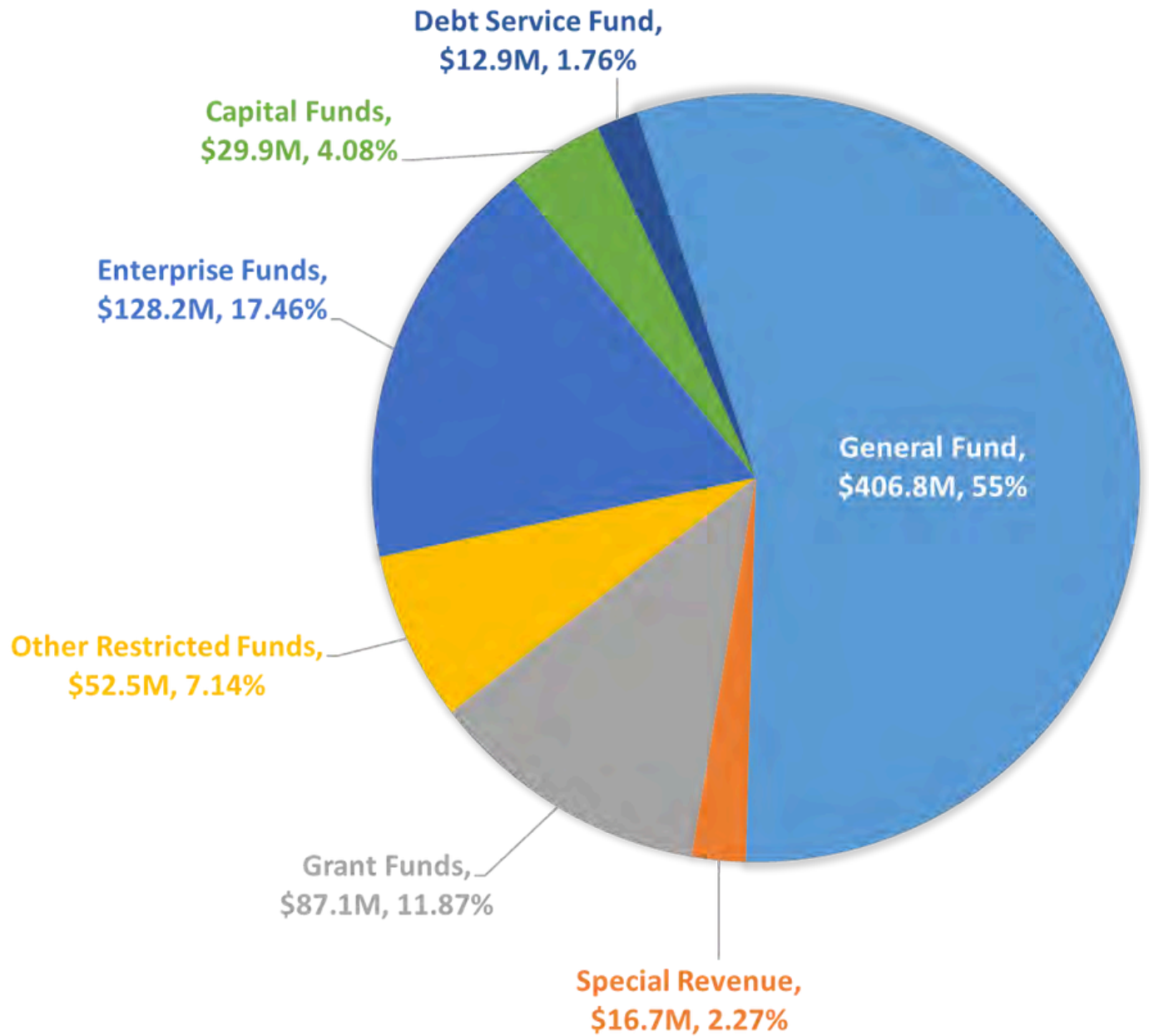
City Council appropriations of resources are budgeted expenditures. Citywide appropriations across all funds for FY24-25 amount is \$734.1 million (M) and the pie chart on the next page illustrates the different areas of expenditures. This does not include internal service funds, which account for costs charged between departments. Total appropriations this upcoming fiscal year decreased by 4%, when compared to FY23-24. A major component of this minor decrease primarily resulted from City's full repayment for the Jail Holding Facility debt.

An illustration of the citywide budget, by fund type, is shown on the next page. Examples of spending for each fund type follow.

- The unrestricted General Fund is the largest segment of the budget with appropriations and transfers to other funds for debt service totaling \$406.8M or 55% of the citywide total. The City uses its unrestricted revenue primarily for Public Safety (54%) and Public Works (13%).
- Enterprise Funds, funded by user fees, represent 17.5% and is the second largest budget segment of the citywide budget totaling \$128.2M. Programs funded from the Enterprise Funds include Water (\$72.1M), Refuse (\$25.2M), Sanitary Sewer (\$11.7M), Sanitation (\$8.7M) and Parking Operations (\$5.1M).
- Grant Funds from other government agencies and Other Restricted Funds represent a combined 19.01% of the citywide budget totaling \$139.6M. Programs funded by grants include Housing Authority (\$64.7M), Community Development Block Grant (\$5.9M), and the Workforce Investment Act (\$2.7M). The largest programs funded by Other Restricted Funds include Successor Agency Funds (\$24.2M), and the Gas Tax (\$16.2M).
- Capital Funds and self-restricted General Fund money represent a combined 6.35% of the citywide budget totaling \$46.6M. Major programs funded by Capital Funds include Traffic Safety Management Program (\$5.6M), Sanitary Sewer Capital (\$2.0M), and Measure M Street Construction (\$6.7M). Programs funded by self-restricted General Fund money include Cannabis Public Benefit (\$9.4M) and City Services (\$3.3M).
- Debt Service Fund of \$12.9M represents 1.76% of the citywide budget, which are bond debt service payments funded by Governmental Funds. The payoff of the Jail Holding Facility debt in FY23-34 resulted in a net savings for the Debt Service Fund in FY24-25.



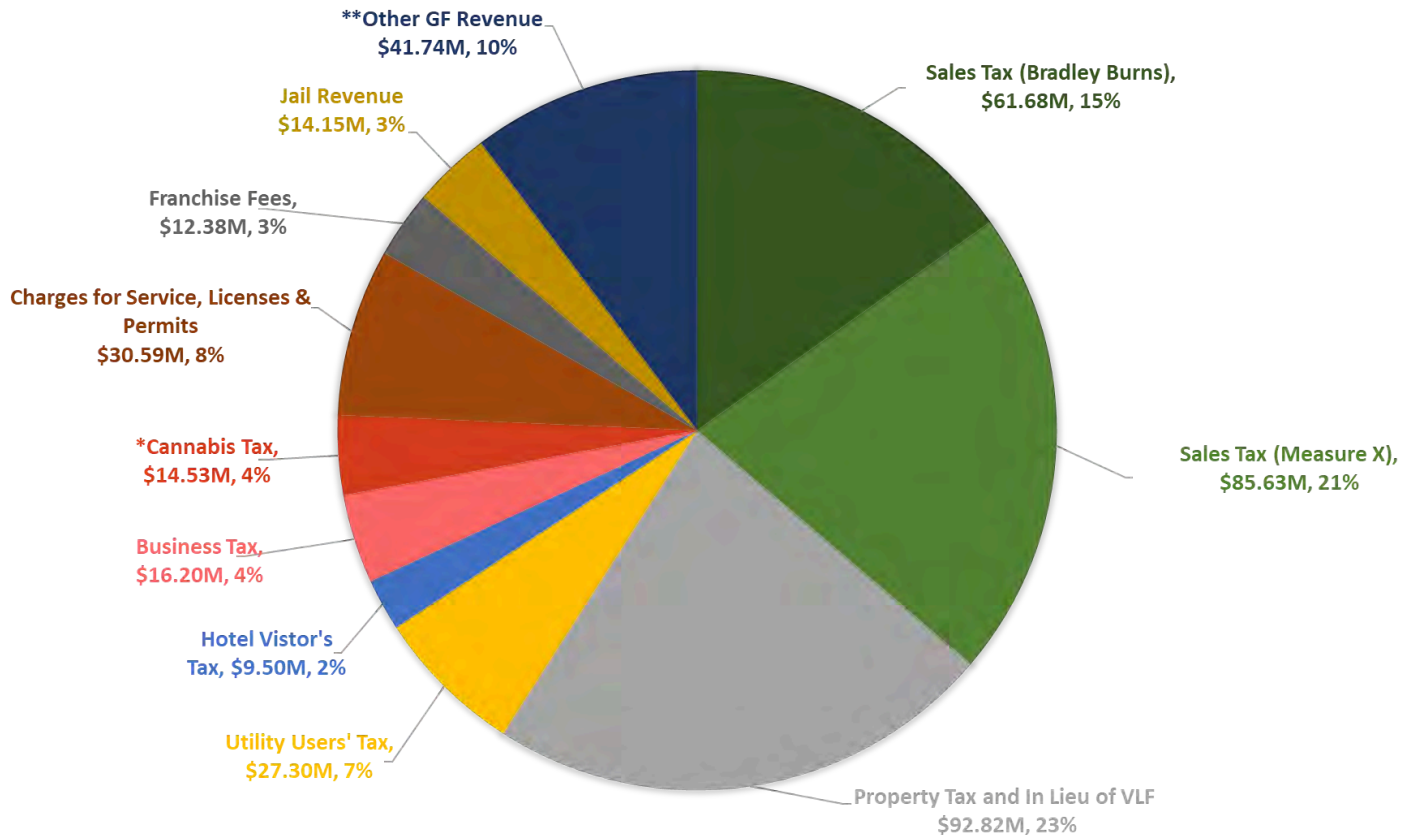
# Adopted Citywide Budget: \$734.1M



# General Fund Revenue: \$406.5M

## Source Overview

General Fund revenue can be used for any purpose and includes voter-approved taxes, cost recovery fees, and fines. The Budget Overview & Highlights Section includes detailed information for Sales Tax, Property Tax, Utility Users' Tax, Hotel Visitors' Tax, and Business Tax and the Cannabis Tax which represents nearly 76% of General Fund revenue. Sales Tax and Property Tax continue to be the primary revenue sources for the General Fund, accounting for 59% of the budget.



**\*Cannabis Revenue Includes:**

Adult-Use Retail Tax (\$15.1M), Commercial Cannabis Taxes (\$416K), Medical Marijuana Tax (\$528K).

**\*\*Other GF Revenue includes:**

Fines, intergovernmental, investment on earnings & miscellaneous income

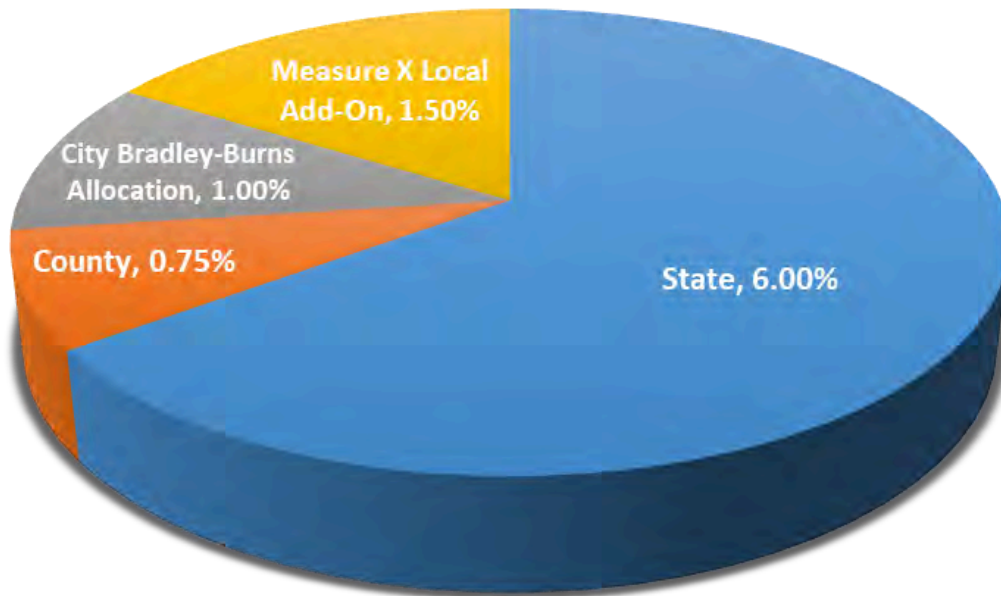
## Revenue Overview

Projected General Fund revenue for FY2024-25 is \$406.5 million, representing an increase of \$5.6 million or 1.4% in comparison to FY2023-24. Overall, General Fund revenue is flat with the exception of Jail revenue. Jail revenue estimates were decreased due to ongoing challenges with staffing and deferred maintenance, preventing the jail from operating at full capacity.

General Fund revenues are projected to be slightly lower (\$245K) than the adopted General Fund expenditures due to use of Fund Balance for one-time projects only such as critical City infrastructure projects (e.g., pavement maintenance, sidewalks, traffic signals) and Zoo enhancements. When factoring out these one-time items, the General Fund budget is balanced.

# Sales Tax

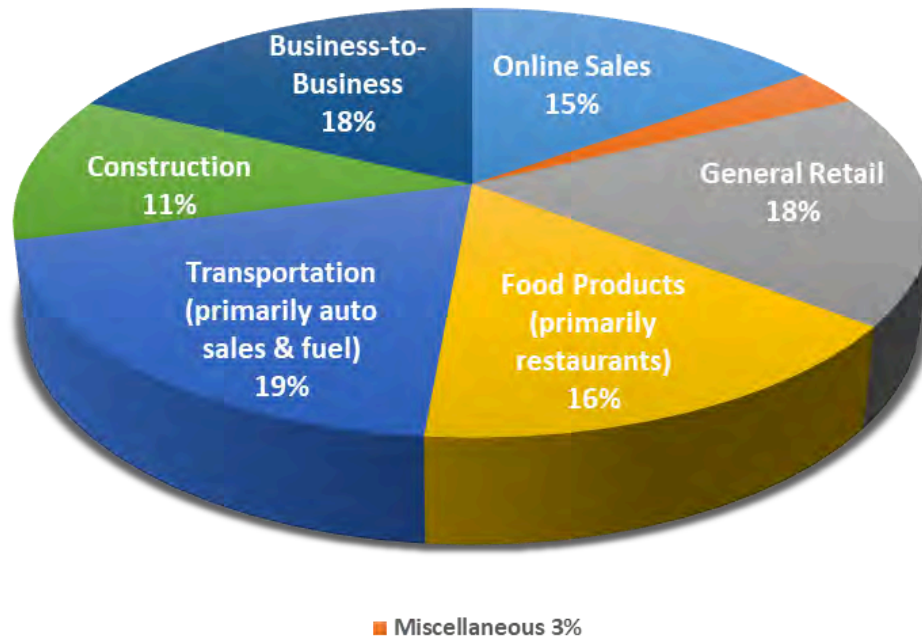
Everyone who shops or dines pays a sales tax on the transaction. There is a statewide levy, as well as allocations for counties and cities. As discussed in the Measure X section of this budget narrative, the City's voters approved a local add-on of 1.5% that became effective April 1, 2019. The local add-on decreases to 1.0% on April 1, 2029 and sunsets completely on April 1, 2039. A break-down of the total 9.25% tax currently paid in Santa Ana follows.



Sales tax is a revenue source that is susceptible to economic fluctuations. During the Great Recession of 2009, the City's sales tax decreased by 14%. For over a year, economists have been worried that high interest rates and stringent monetary policies could push the U.S. economy into another recession. As reported by Forbes in June 2024, "The New York Fed's recession probability model suggests there is still a 50% chance of a U.S. recession sometime within the next 12 months." The FY24-25 budget has been adjusted to reflect lower tax receipts across various economic sectors. This downward trend is projected to persist into the latter part of 2024. Throughout FY24-25, City staff will continue to watch economic indicators closely and use the quarterly budget reports to make adjustments to revenue estimates, if needed.

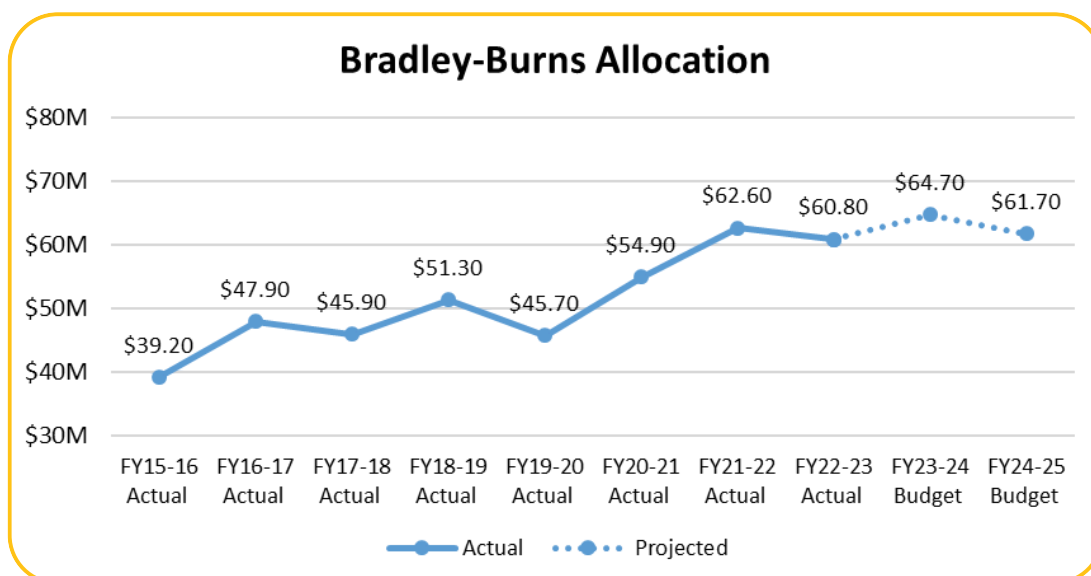
Even though this tax category accounts for 36% of the City's General Fund revenue, there are two mitigating factors that will help the City maintain service levels in the event of a recession. First, the City's sales tax base is diversified. In some recession scenarios such as the COVID pandemic, restaurant sales may suffer and business-to-business sales may increase. The second mitigating factor is the City's General Fund Reserve. The City Council adopted a policy to ensure we maintain a General Fund balance equal to at least 18% of annual recurring revenue. For FY24-25, that amount is \$73.17 million, which can be used for emergencies or to help get through a recession.

# Sales Tax



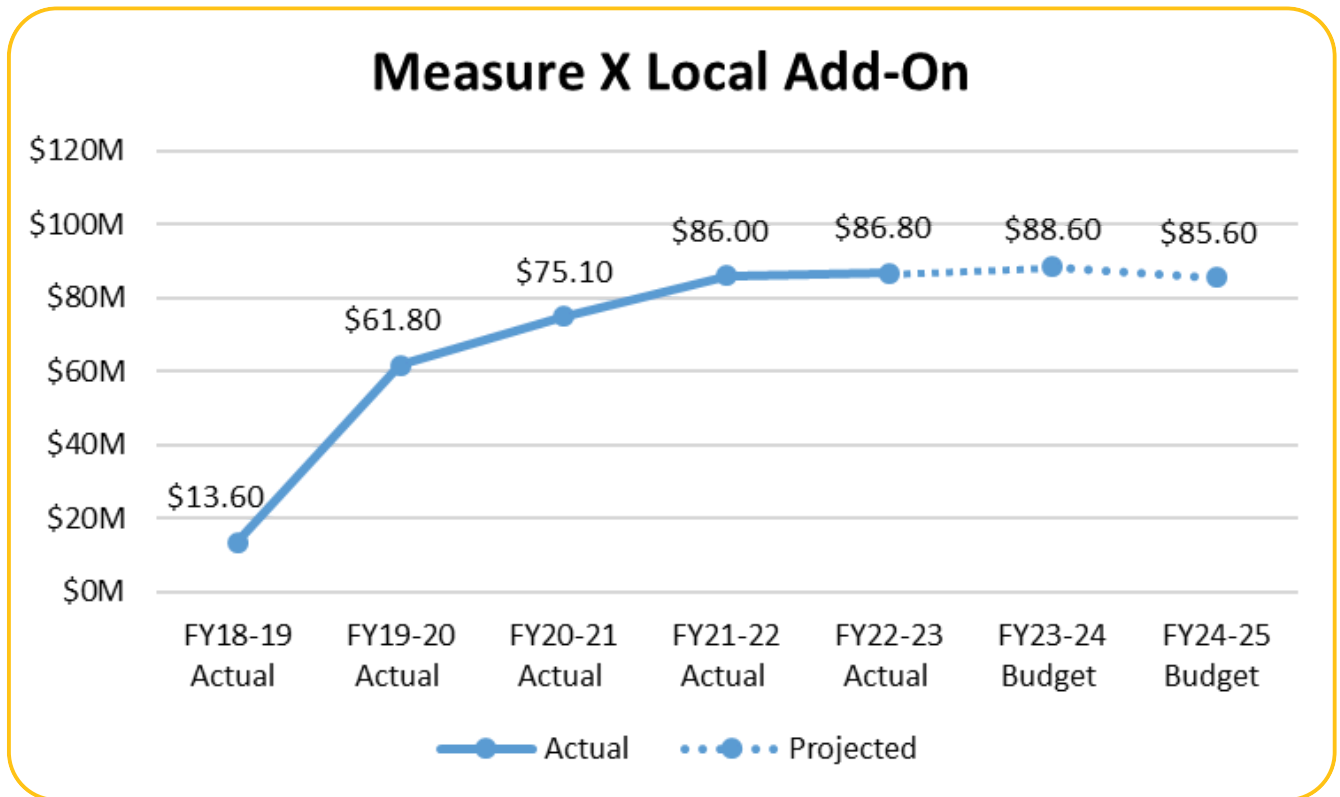
The pie chart listed above shows a breakdown by percentage of where the City of Santa Ana gets its sales tax. Our biggest source of revenue income comes from transportation followed by general retail sales and business-to-business transactions.

A ten-year trend of the City’s Bradley-Burns allocation follows. Although the overall trend is upward, there is economic fluctuation, as seen in FY19-20 with COVID pandemic impact. More recently, Sales Tax has continued on a downward trend, with lower tax receipts across most economic segments, particularly in general retail and transportation (i.e. New Auto Sales). In response, we have estimated a slight decrease in revenue for FY24-25 (-4.7% for Bradley-Burns and -3.4% for Measure X). This decrease reflects the challenges consumers are attempting to balance among higher prices and financing costs with essential needs.



# Sales Tax

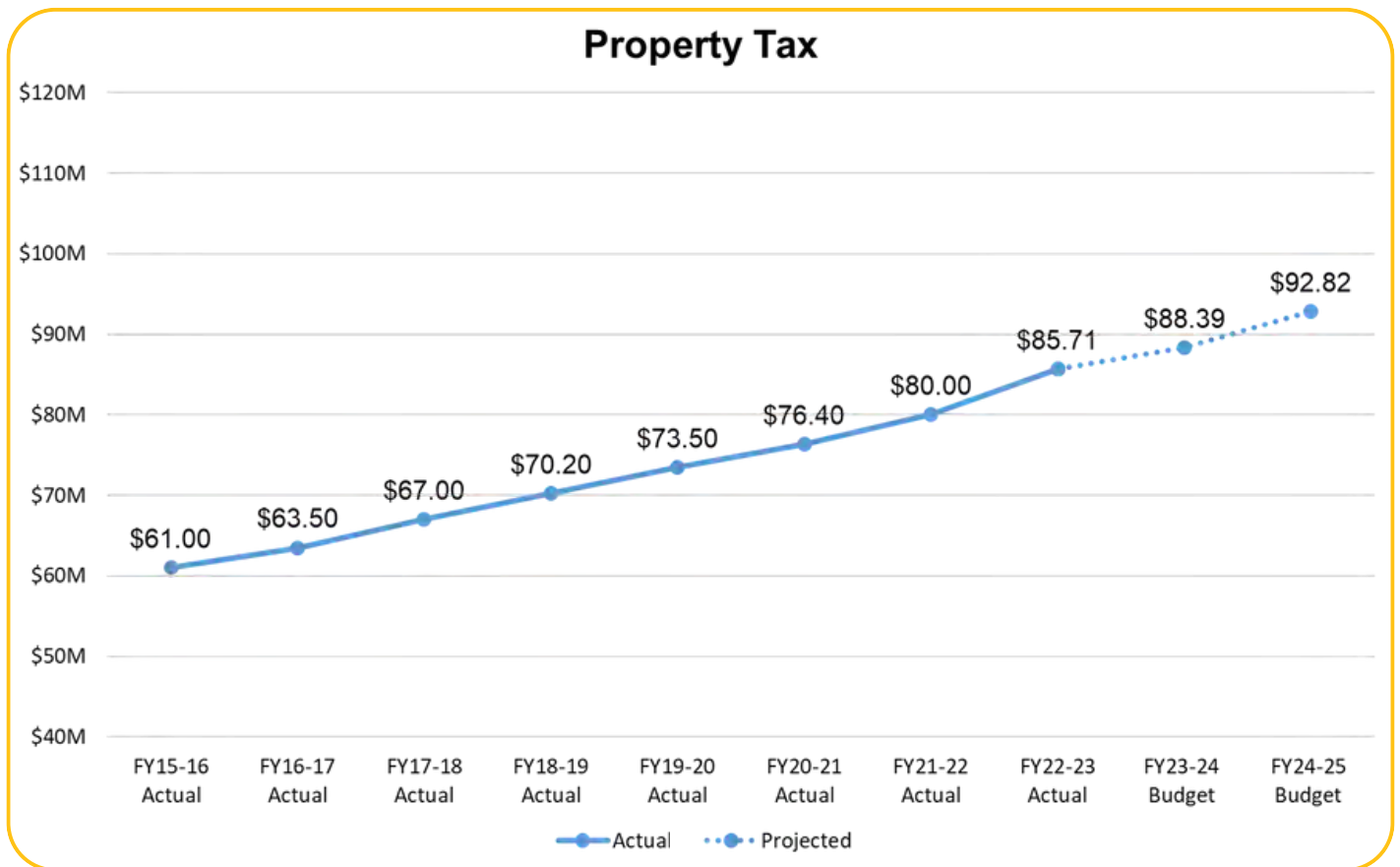
The Measure X tax rate became effective April 1, 2019, which means there were only 3 months of revenue collections in FY18-19. There are some differences in how the two taxes are collected. The City receives a much larger benefit from online sales with the local add-on tax; which is why we do not see the same COVID pandemic impact in FY19-20, as online sales grew during the pandemic.



# Property Tax

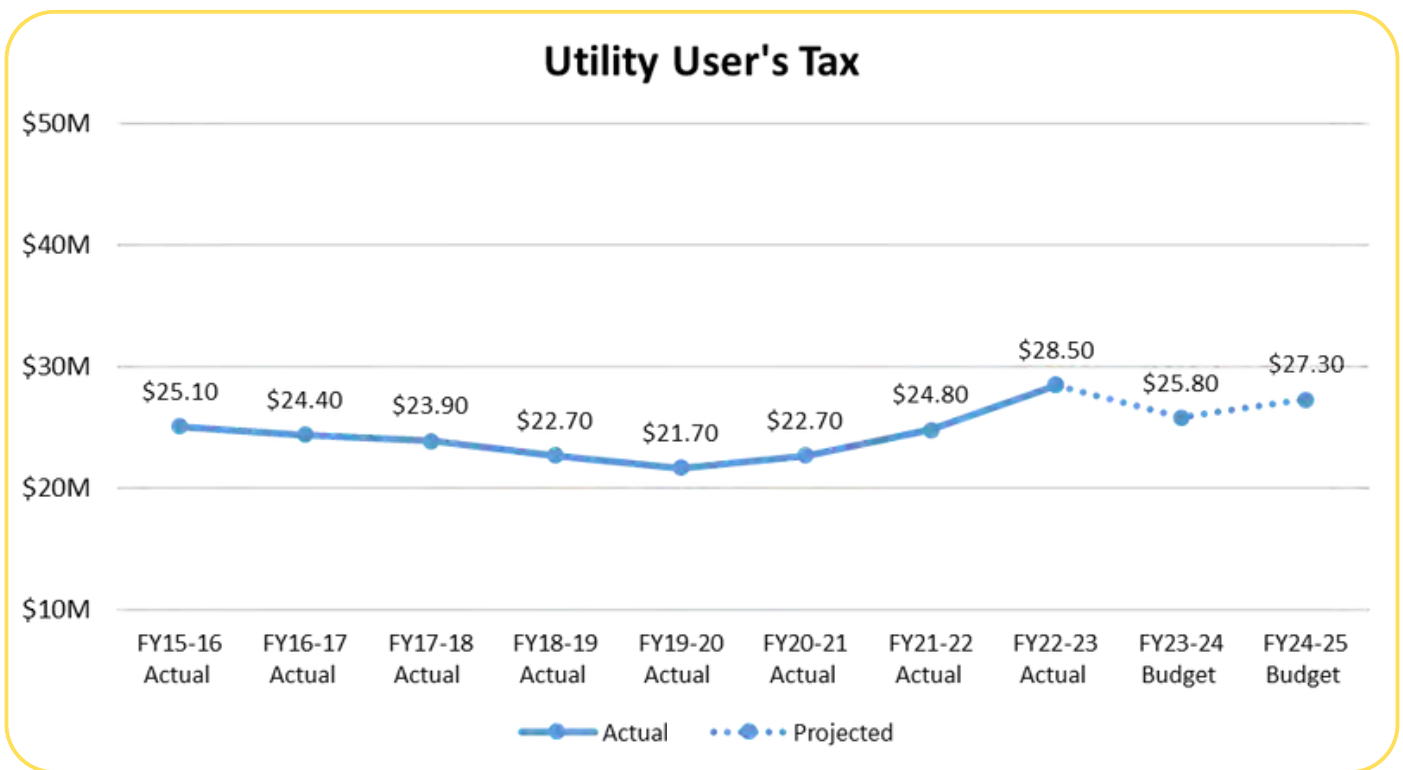
The property tax is an ad valorem tax (a tax levied according to property value) imposed on real property, which includes land and permanently attached improvements, such as buildings and tangible personal property with the state of California. Three county agencies are involved with administering the property tax; the Assessor, the Auditor-Controller and the Tax Collector. The City receives only approximately 19% of the tax paid by property owners.

Increases in property taxes result from property changing ownership, new construction and a maximum annual increase of 2% in property assessments. Using trend analysis in tandem with city consultant projections, the City expects to receive \$92.8 million for FY2024-25, a 5.01% increase over the prior year. This growth is largely attributed to the strength of both residential sales and construction and industrial asset growth. Sales prices have continued to exceed prior year levels, but not exceeding economic trends growth, more recent data indicates there is a flattening of sales and/or less growth in the coming years.



# Utility User's Tax

The City’s voters approved a Utility User’s Tax (UUT) for telephone, electric, gas and water services. The tax rate is 5.5% of utility charges. The City’s revenue fluctuates when utility prices or utility usage change. Southern California Edison’s multiple rate increases in 2023 calendar year led tax receipts to be higher than originally anticipated. Telephone-related revenue has been decreasing over the years due to competitive bundling and the migration away from land-lines. Without this offset, the overall Utility User’s Tax would have a consistent upward trend.

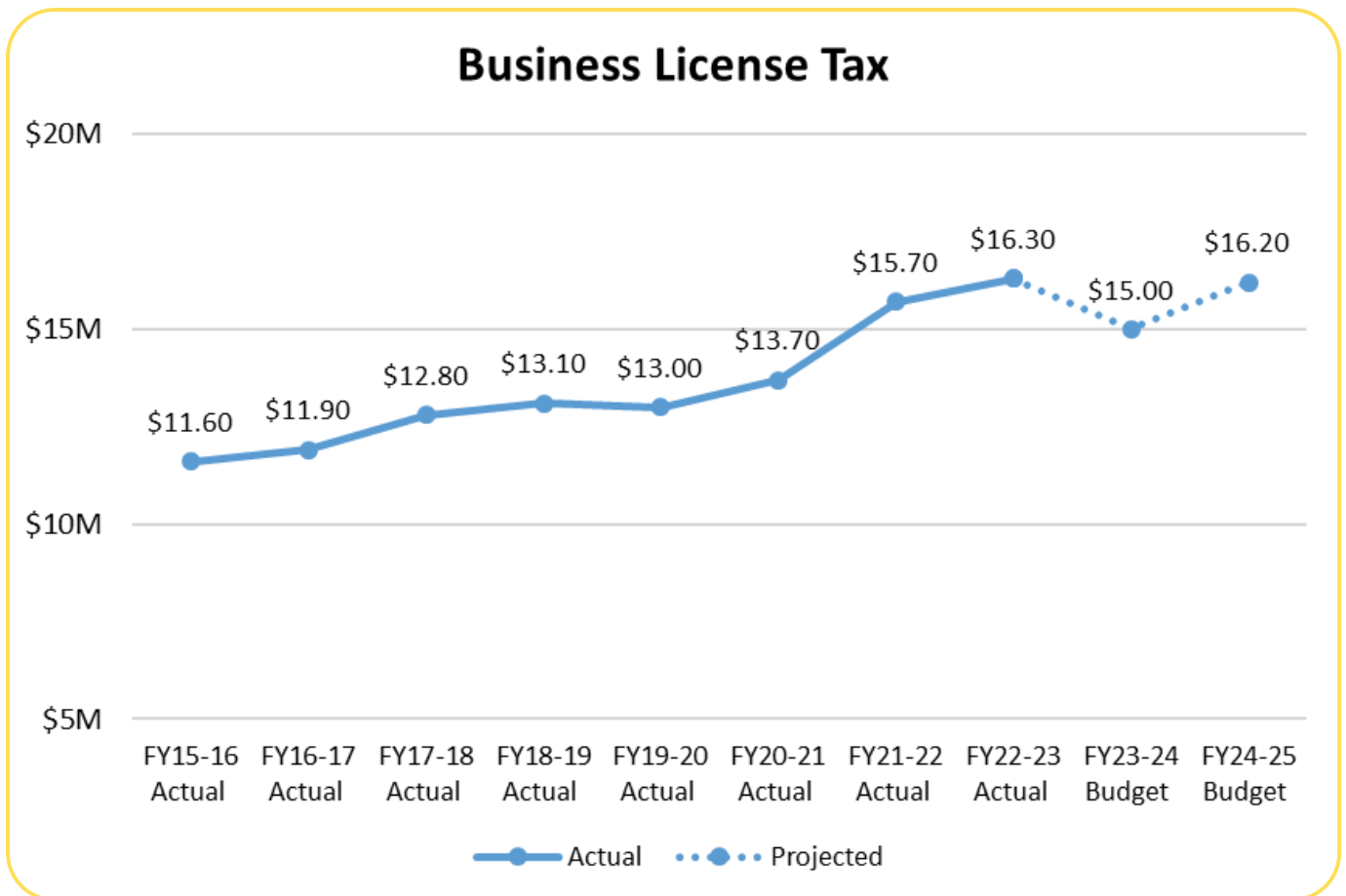


# Business License Tax

The City’s voters approved a Business License Tax (BLT). It’s a non-regulatory tax designed to raise General Fund revenue from the business community. In November 2022, the City’s voters approved amendments to make the tax more equitable across all business sizes, streamline some of the tax calculations, and provide a tax holiday in 2023 from past years taxes and penalties to encourage business compliance. The new tax rate structure became effective January 1, 2023.

The estimates for the adopted budget for the FY23-24 were \$15.0M showing a roughly 8 percent decrease from the prior fiscal year; however, the projected adjusted revenue is \$16.0M, aligning closer to the prior fiscal year actuals. The last five years, including FY24-25, have an average of a five percent increase annually.

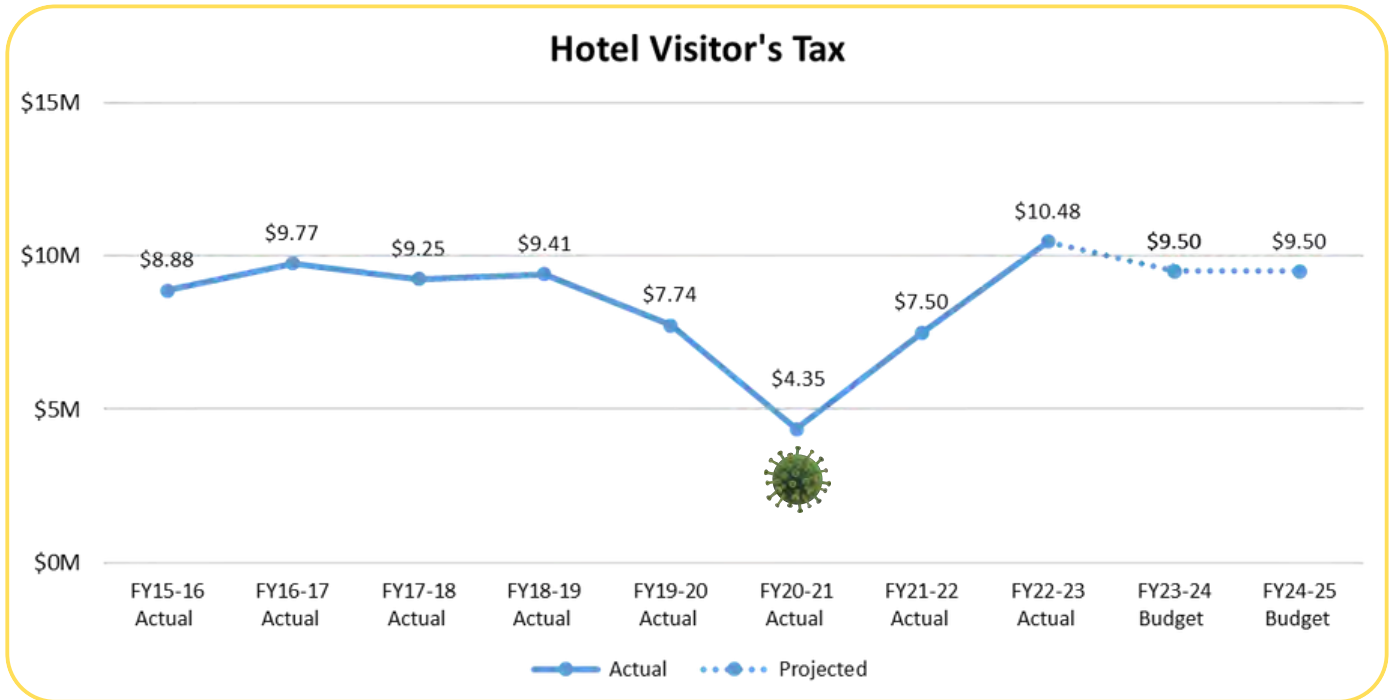
Some business types pay a percentage of their gross receipts and some business types pay a flat-dollar tax rate. Economic fluctuations will affect the revenue trend, but to a lesser degree due to the variety of business types and calculations. The flat-dollar taxes do increase by an inflation factor each year. In addition, staff periodically pursues proactive enforcement of the tax using information obtained by the State of California, which can boost the City’s revenue.





# Hotel Visitor's Tax

The City's voters approved an increase to the Hotel Visitors Tax (HVT) from 9% to 11% in 2004. The 11% tax is charged to hotel/motel customers for stays of 30 days or less; which means most Santa Ana residents do not pay this tax. The hotel operator collects the tax from the customer and sends it to the City. The tax only represents 2% of General Fund revenue, but it is very susceptible to economic fluctuations. During the COVID-19 pandemic, hotel business decreased significantly, but has since rebounded.



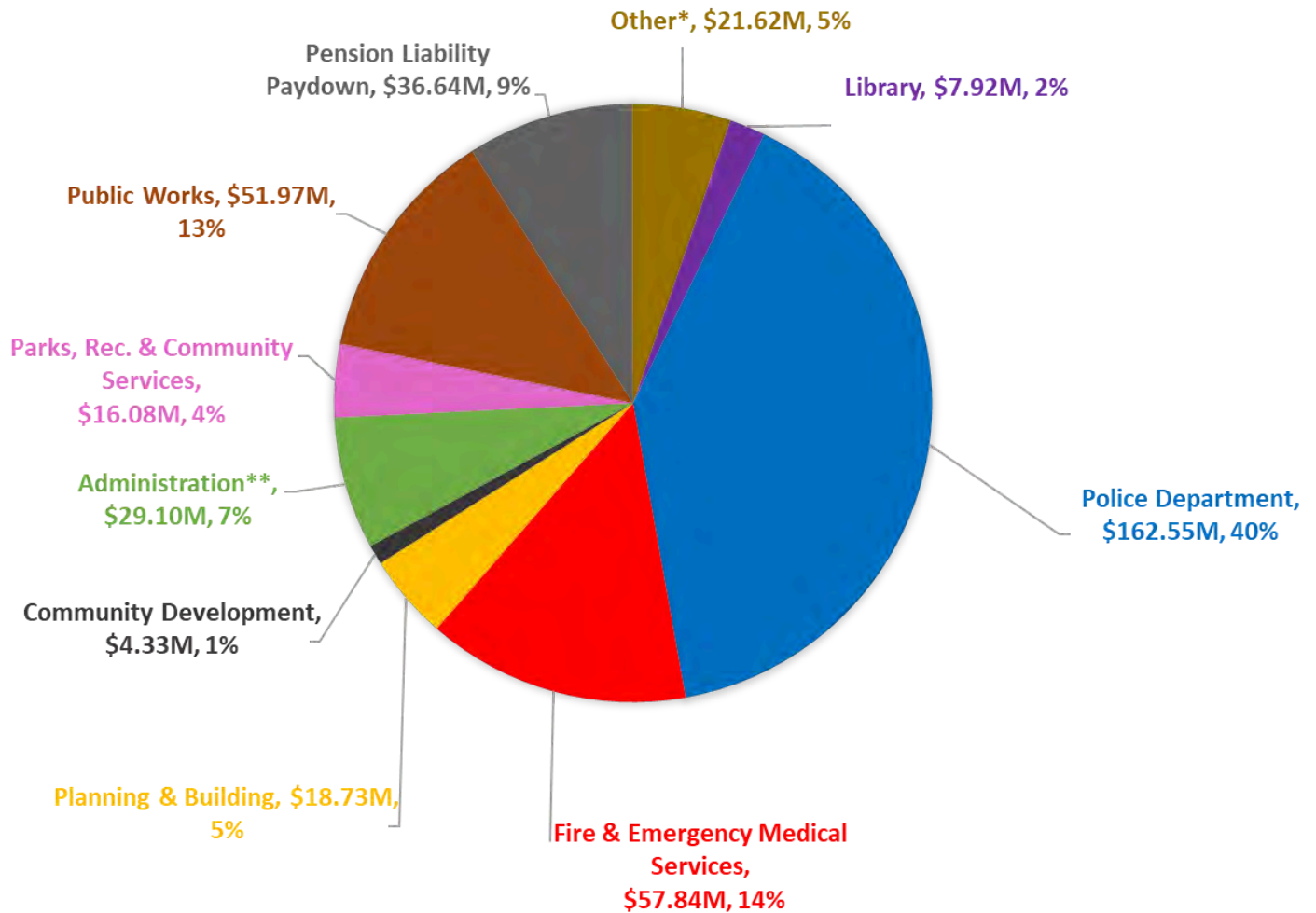
# General Fund Expenditures

The General Fund supports basic city services such as public safety (Police & Fire/EMS), community services (Library & Parks & Recreation), and providing the necessities (streets, sidewalk maintenance, building safety & land-use policies). General Fund appropriations for FY2024-25 total \$406.8 million, which represents a 1.74% decrease over the adopted FY2023-24 budget.

Below are the most commonly community-identified budget priorities, which were recorded during spring 2024 using online citizen engagement tools, a citywide survey, in-person community forums, Listening Tour stops and City Council direction. Spending for the Unhoused, City infrastructure projects and youth programs were all identified as the top community priorities. Similar to other municipalities throughout the country, Public Safety accounts for 54% of General Fund appropriations. A majority of spending (60%) for or the Unhoused Community is provided through local, state and federal grants, not via the General Fund (40%). The same also applies to spending on the City's infrastructure, while youth programming is predominantly budgeted in the General Fund. Below is a list of the top four community priorities with General Fund contribution totals.

- **Public Safety:** \$212.8M
  - Police, Fire & Emergency Medical Services Departmental Budgets (excluding Public Safety Response for the Unhoused Community)
  - Position dedicated to police recruiting
  - Ambulance cost increases to maintain current service levels
- **Spending for the Unhoused Community:** \$10.39M
  - Public Safety Response
  - Encampment Clean-Ups
  - Navigation Shelter maintenance
- **City Infrastructure Projects:** \$9.8M
  - Recurring allocation to replace sidewalks, address potholes
  - Traffic signal equipment replacement
  - Pavement maintenance and road repairs
  - Increased maintenance costs for new parks
- **Youth Programs:** \$3.5M
  - Police Athletic & Activity League (PAAL)
  - Library and recreational program offerings

# General Fund Expenditures: \$406.8M



**\*Other** includes Cannabis Set-Aside, Debt Service Payments, Museum Building Maintenance, Subsidies for Internal Service & Enterprise Funds & Project Transfers.

**\*\*Administration** includes City Manager’s Office, City Attorney’s Office, City Clerk, City Council, Finance & Human Resources.

**NOTE:** This chart doesn’t include the \$10.53 Pension Stabilization Trust contribution. It does include \$11.1 million in one-time spending.

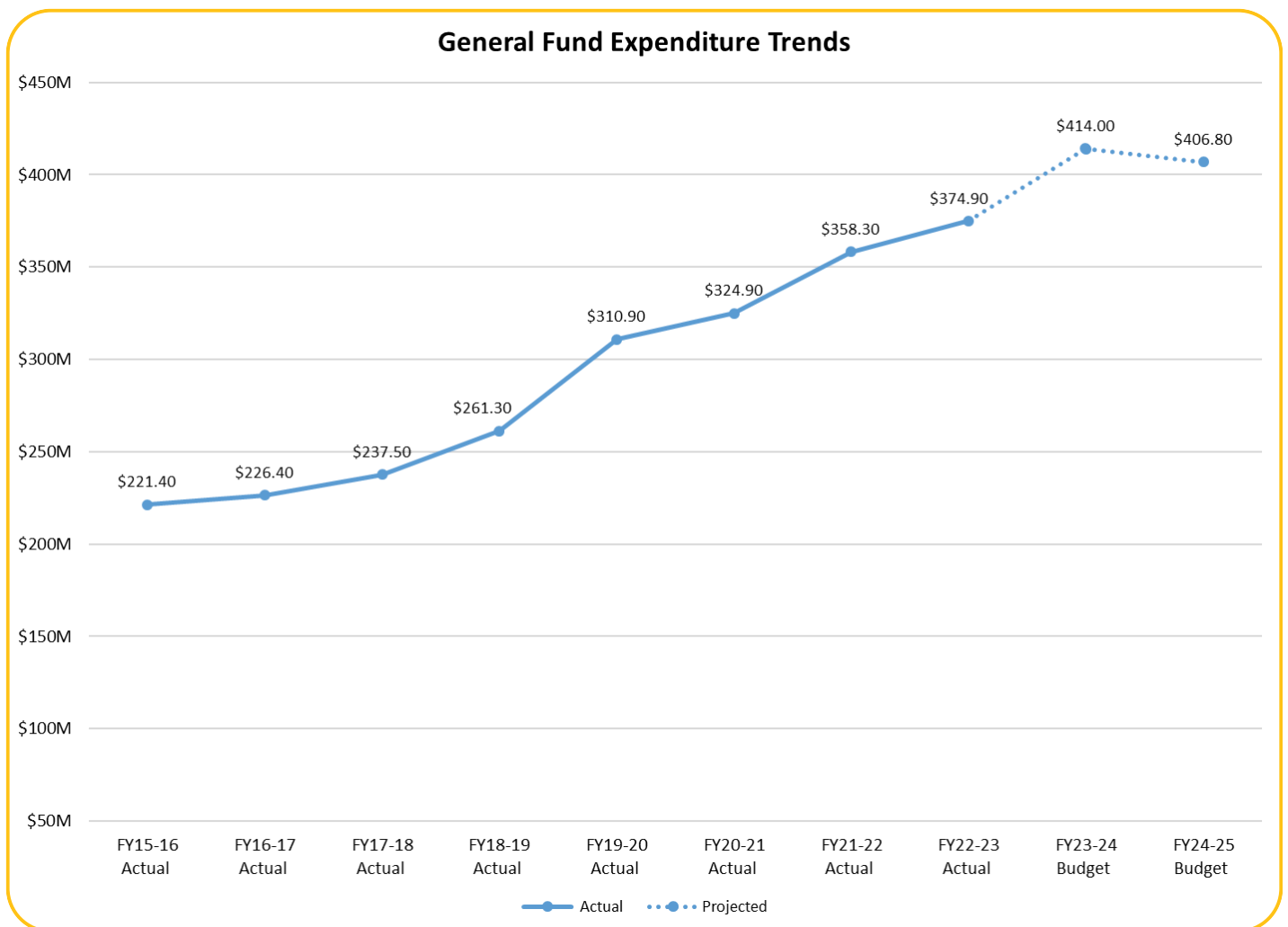
# General Fund Expenditure Trends

The General Fund is the primary operating fund of the City. It accounts for spending from all unrestricted revenue. For example, property tax revenue is not restricted and can be used for services that benefit the general public; such as police, fire and park maintenance. General Fund spending includes directly-charged amounts and transfers to other funds for items such as debt payments, the Cannabis Public Benefit Fund, and general liability costs.

FY2024-25 General Fund budgeted expenditures decreased 1.74% from FY2023-24. This decrease was primarily driven by the paying off of the Jail Holding Facility debt.

Much of the historical growth of General Fund spending has and continues to be directly related to labor negotiations and contract increases, such as the maximum annual 4.5% increase for the Orange County Fire Authority contract.

The following is a ten-year summary of General Fund spending.



# Public Safety Trends

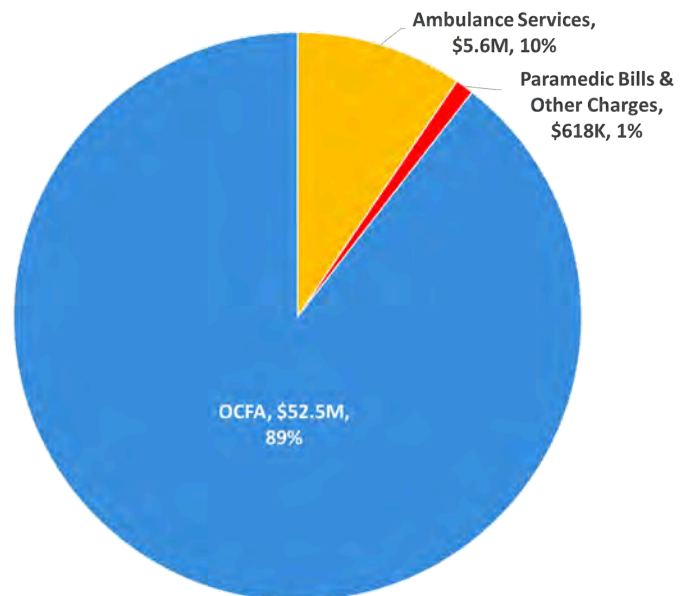
Public safety expenditures comprise the Police Department and the Fire and Emergency Medical Services. In FY 2012-13, the City outsourced Fire Services to the Orange County Fire Authority (OCFA) to realize cost savings. Fire and Emergency Medical Services comprise 7% of the Citywide budget.

Total Public Safety expenditures in FY24-25 increased by 8% from FY23-24. This is primarily attributed to three different factors:

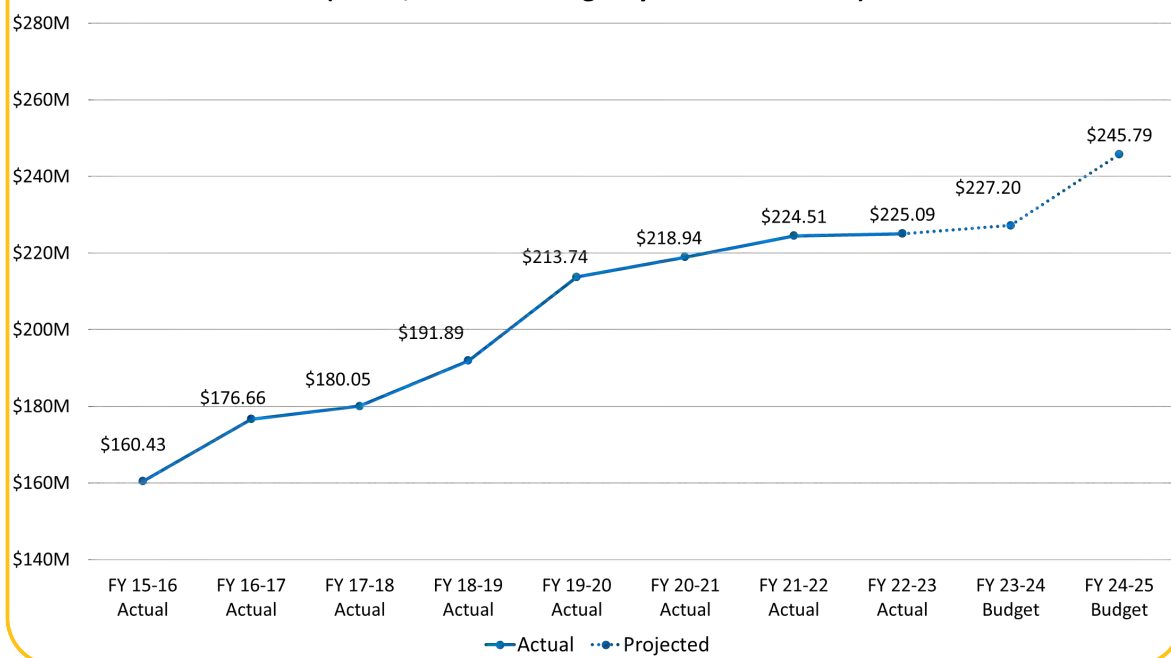
- Rising labor costs, including the recent negotiated wage increases for the Santa Ana Police Officers Association (SAPOA) approved by the City Council on June 18, 2024.
- The budget for Animal Services returned to the Police Department after being managed by the Planning & Building Agency for the past few years.
- Inflation and contractually mandated cost increases when purchasing goods and services.

In addition, the FY24-25 budget includes a 4.5% annual increase for the OCFA contract for fire services and higher unfunded pension liability costs due to CalPERS investment performance not meeting expectations. Public Safety expenditures continue to climb steadily over the past decade, averaging nearly 5% since FY15-16 and approximately 3% in the last five years.

**Breakdown of City's Fire and Emergency Medical Services Budget \$58.7M**

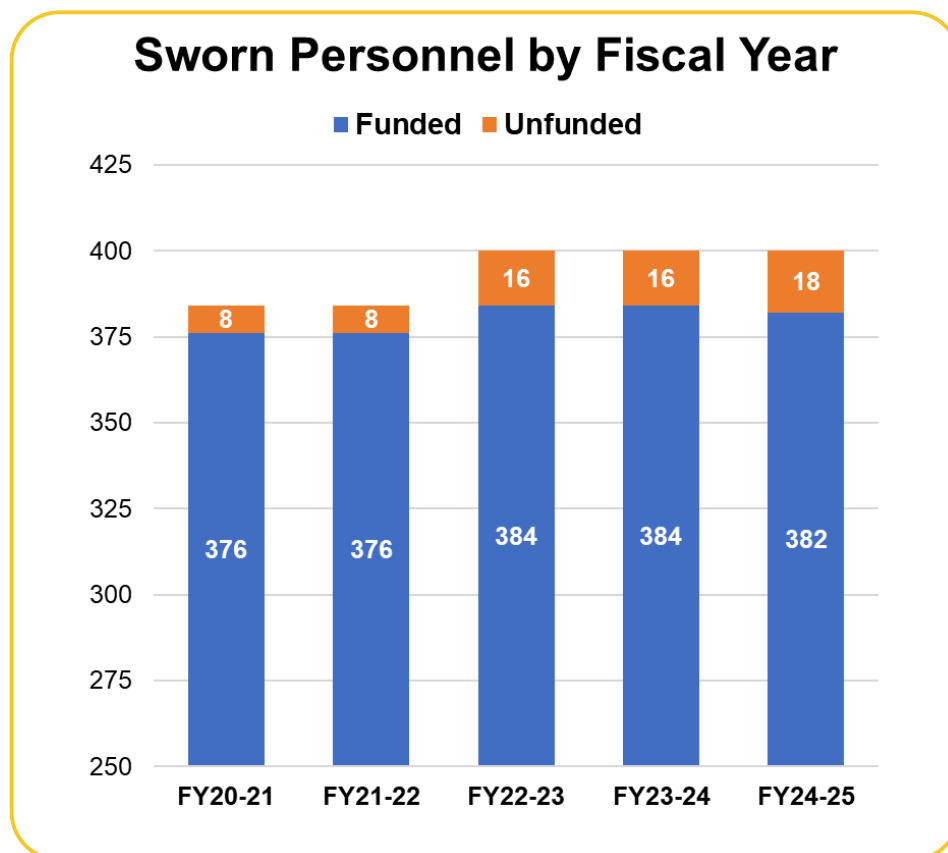
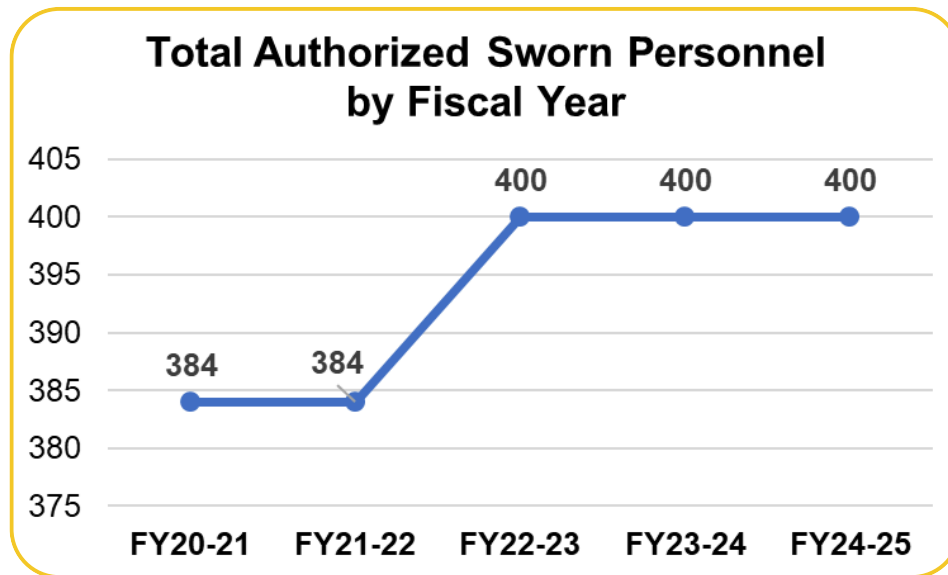


**Public Safety Expenditures (Police, Fire and Emergency Medical Services)**



# Public Safety Trends

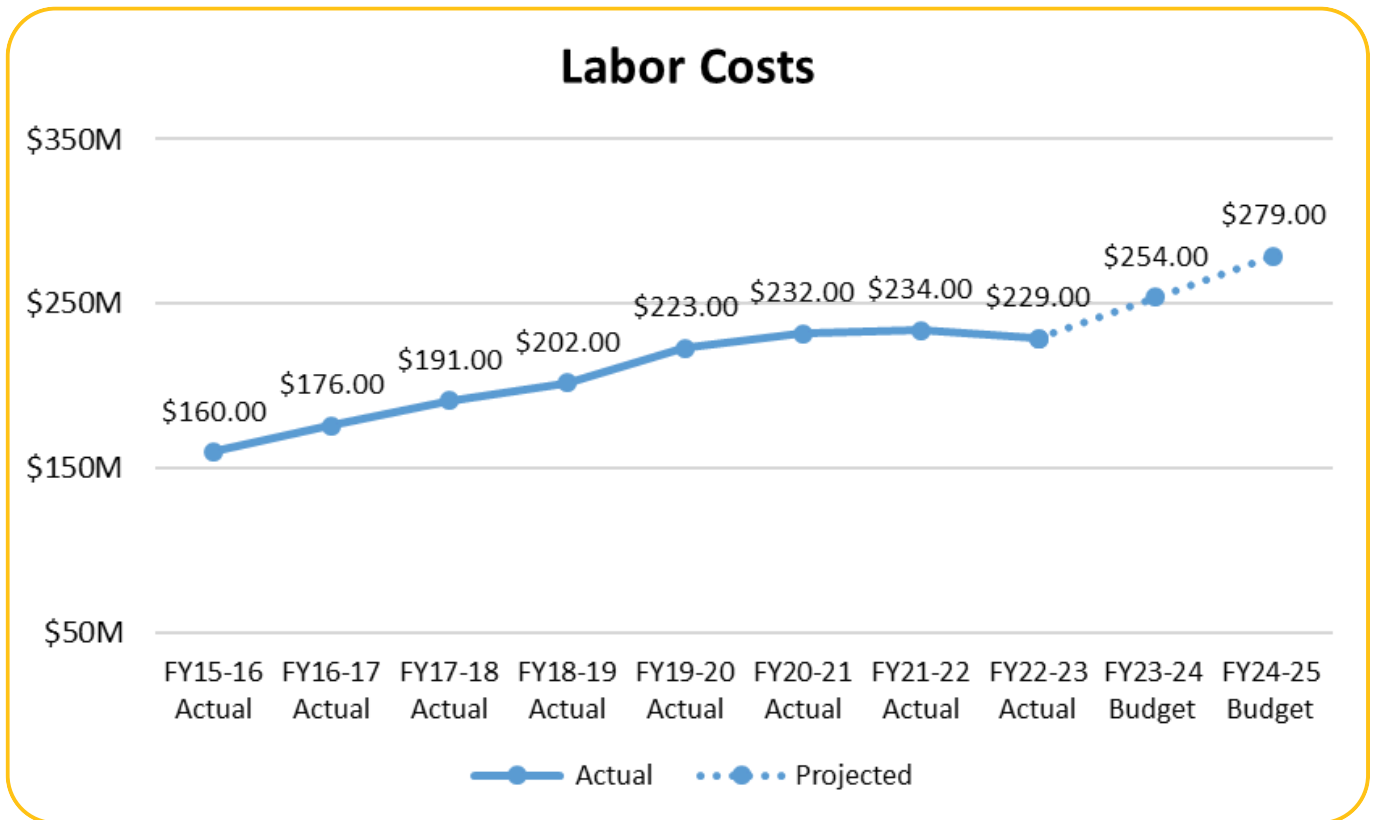
Sworn positions consist of Police Officers, Police Sergeants, Police Lieutenants, Police Captains, and the Police Chief. The total number of authorized sworn positions in FY24-25 is 400, of which 382 positions are funded and 18 positions are unfunded. This constitutes a net change of two unfunded sworn positions from FY23-24. This is attributed to the elimination of funding for two Civic Center Authority (CCA) Police Officer positions due to the County of Orange’s cancellation of the CCA policing agreement. The total authorized sworn headcount has remained at 400 since FY22-23, which is an increase of 16 positions since FY21-22.



# Labor Cost Trends

Labor costs are estimated to be \$279M in FY2024-25, which is just over one-third of the entire citywide budget. The increases are attributed to mandatory employee pension contributions, negotiated salary increases, and the addition of staff to deliver quality service to the municipality. The average cost increase over the last 5 years spent on labor is about 4.36%. The decrease between FY21-22 to FY22-23 is misleading due to the Council approved plan to set-aside the savings derived from the refinancing of pension debt for future increases of pension costs. The increase in projected salary increase from the FY23-24 to the FY24-25 is largely due to the negotiated salaries that was passed by city council after the adoption of the FY23-24 budget.

Salaries make up the greatest portion of a full-service governmental entity’s budget. Since salaries account for such a large percentage of the total citywide budget, especially the General Fund, it’s considered a best practice to under budget for salaries and wages by not assuming an 100% occupancy rate; not all positions will be filled at all times. Assuming that every position will be occupied throughout the fiscal year nearly always results in a budget with too much cushion and may prevent resources from being allocated where there is a greater need. The City currently budgets for vacancies by assuming new positions take an average of 3 months to recruit and hire a newly adopted position. As a result, new positions are budgeted assuming 9 months (in lieu of 12 months) of occupancy in the initial year.



# Employee Pension Costs

The City contracts with the California Public Employee Retirement System (CalPERS) to administer a defined benefit pension plan for the City’s employees. There are two different plans: one for sworn safety personnel and one for everyone else, referred to as miscellaneous.

There are also two different cost components: the normal cost of an additional year of service and a contribution to reduce the unfunded liability. The unfunded liability is a long-term debt on the City’s audited financial statements. An unfunded liability exists when the plans do not meet CalPERS assumptions, and the accrued liability for future pension payments exceeds the cash accumulated in the plan. For example, CalPERS assumes the pension plan cash investments will earn 6.8%. When CalPERS investments earn less than the 6.8% assumption, the unfunded liability increases.

### Expected City costs for FY24-25:

	Safety Plan 100% paid by General Fund	Miscellaneous Plan 67% paid by General Fund
Normal cost contribution - a percentage of employee wages	23.43%	12.22%
Required Payment for the unfunded liability	\$16,062,765	\$12,018,763

In addition to the City’s costs, the employees also contribute a percentage of their wages to help fund the pension plan.

	Safety Plan Paid by Employees	Miscellaneous Plan Paid by Employees
"Classic" employees who became CalPERS members prior to January 1, 2013	12.00%	8.00%
"PEPRA" employees who became CalPERS members after January 1, 2013	12.75%	7.75%



# Employee Pension Costs

In 2021, the City issued bonds to refinance a portion of its pension debt. At the time of the refinancing, City Council approved a plan to maintain the existing budget level for pension debt. With the 2021 refinancing, the required payments for pension debt decreased, and the City began setting aside money (the difference between required payments and the \$54 million budget) to cover future cost increases for pension debt.

The City has a plan to partially offset future pension debt costs with contributions to the pension stabilization account, an irrevocable Section 115 Trust. For FY 24-25, we are able to contribute another \$11.9 million to the account. The account balance is approximately \$40.9 million. The City’s liability will increase when CalPERS does not meet investment returns assumptions. Recent CalPERS investment returns follow.

<b>Fiscal Year</b>	<b>Actual</b>	<b>Assumption</b>
<b>FY2021-22</b>	-6.10%	6.80%
<b>FY2022-23</b>	5.80%	6.80%
<b>FY2023-24*</b>	9.30%	6.80%

*\*CalPERS preliminary investment return for FY2023-24*

Once staff receives the latest actuarial valuation report from CalPERS dated June 30, 2023, the analysis will be updated. The strategy for the future will continually evolve with each new year of data.

# Debt Service Schedule

OBLIGATIONS	PLEGGED REVENUES	FUND	FY24-25		FY25-26	FY26-27	FY27-28	FY28-29
			Principal	Interest				
<b>Capital Lease Obligations (City Obligations)</b>								
Civic Center Parking Garage	General Fund	011	598,480	38,540	637,019	-	-	-
Partnership Costs- 800MHz Countywide System (Non-Equipment)	Various	Various	931,134	42,396	-	-	-	-
800 Mhz Radio Holman Santa Cruz Bank (Lease Purchase)	Various	Various	202,562	3,940	-	-	-	-
Suncrest 800Mhz (Citizen's Bank)	Various	Various	121,629	2,308	-	-	-	-
<b>Total Capital Lease Obligations</b>			<b>1,853,805</b>	<b>87,184</b>	<b>637,019</b>	<b>-</b>	<b>-</b>	<b>-</b>
<b>Long-Term Liabilities (City Obligations)</b>								
2011 On-Bill Street Light Financing	Various	Various	281,785	-	165,462	133,019	74,771	69,538
2014 Lease Revenue Financing	Various	404	645,000	90,094	730,531	735,031	733,500	-
2018 Street Lights Acquisition Upgrade	General	011	642,915	139,635	782,550	782,550	782,550	782,551
2018A Tax Allocation Refunding Bonds	ROPS	655	875,000	396,375	1,266,625	1,269,625	1,270,125	1,268,125
2018B Tax Allocation Refunding Bonds	ROPS	655	9,285,000	1,304,150	10,916,080	11,855,217	4,492,044	3,876,323
2019 Gas Tax Refunding	Gas Tax	029	1,545,000	1,689,625	3,225,625	3,227,750	3,225,625	3,224,125
2021 Pension Obligation Bonds	General	011	3,345,000	10,972,803	16,902,631	19,641,812	23,595,708	33,231,395
Water Revenue Bonds Series 2024	Water Revenue	060	1,065,000	1,469,908	3,042,000	3,045,250	3,041,125	3,039,625
<b>Total Long -Term Liabilities</b>			<b>17,684,700</b>	<b>16,062,591</b>	<b>37,031,504</b>	<b>40,690,254</b>	<b>37,215,448</b>	<b>45,491,682</b>
<b>Total City Obligations</b>			<b>19,538,505</b>	<b>16,149,774</b>	<b>37,668,523</b>	<b>40,690,254</b>	<b>37,215,448</b>	<b>45,491,682</b>
<b>Special Assessment Debt with No City Commitment</b>								
Warner Industrial Community	Conduit Debt- Property Tax Assessments	N/A	75,000	27,888	101,388	99,841	103,144	101,294

# Estimated Spendable Fund Balance Summary

Estimated Spendable Fund Balance Summary										
Fiscal Year 2024-2025										
Fund Number	Fund Name	Beginning Balance	FY 24-25 Revenues	FY 24-25 Transfers In	FY 24-25 Total Resources	FY 24-25 Expenditures	FY 24-25 Transfers Out	FY 24-25 Total Uses	Change in Fund Balance	Estimated Ending Fund Balance
<b>GENERAL FUND</b>										
011	GENERAL FUND	101,798,439	406,517,340	10,000	406,527,340	(375,630,770)	(31,142,290)	(406,773,060)	(245,720)	101,552,719
<b>General Fund Total</b>		<b>101,798,439</b>	<b>406,517,340</b>	<b>10,000</b>	<b>406,527,340</b>	<b>(375,630,770)</b>	<b>(31,142,290)</b>	<b>(406,773,060)</b>	<b>(245,720)</b>	<b>101,552,719</b>
<b>SPECIAL REVENUE - GENERAL FUND</b>										
012	CANNABIS PUBLIC BENEFIT FUND	2,198,031	-	9,436,700	9,436,700	(9,436,700)	-	(9,436,700)	-	2,198,031
016	CASP CERTIFICATION & TRAINING	432,983	85,000	-	85,000	(85,000)	-	(85,000)	-	432,983
021	CATV FUND	1,826,411	252,830	-	252,830	(250,000)	-	(250,000)	2,830	1,829,241
022	PRCSA / LIBRARY FEE & DONATION	12,401	5,000	-	5,000	(67,650)	-	(67,650)	(62,650)	(50,249)
051	CAPITAL OUTLAY FUND	868,876	1,043,500	292,780	1,336,280	(1,077,000)	-	(1,077,000)	259,280	1,128,156
053	CITY SERVICES	1,966,424	3,340,710	-	3,340,710	(3,340,710)	-	(3,340,710)	-	1,966,424
110	STRONG MOTION INSTRUMENTATION	107,208	16,000	-	16,000	(16,000)	-	(16,000)	-	107,208
111	OPIOID REMEDIATION	149,242	789,700	-	789,700	(1,456,450)	-	(1,456,450)	(666,750)	(517,508)
120	FIRE FACILITIES FUND	181,549	684,970	-	684,970	(866,520)	-	(866,520)	(181,550)	(1)
121	SPECIAL REPAIR/DEMOLITION	707,777	100,000	-	100,000	(100,000)	-	(100,000)	-	707,777
<b>Special Revenue - General Fund Total</b>		<b>8,450,902</b>	<b>6,317,710</b>	<b>9,729,480</b>	<b>16,047,190</b>	<b>(16,696,030)</b>	<b>-</b>	<b>(16,696,030)</b>	<b>(648,840)</b>	<b>7,802,062</b>
<b>GRANT FUNDS</b>										
031	AIR QUALITY IMPR. (AB 2766)	59,521	417,200	-	417,200	(469,620)	(5,930)	(475,550)	(58,350)	1,171
122	EMERGENCY & HEALTH GRANTS	329,962	3,207,750	-	3,207,750	(823,190)	(11,270)	(834,460)	2,373,290	2,703,252
123	WORKFORCE INVESTMENT ACT	(344,000)	2,900,730	-	2,900,730	(2,693,910)	(38,510)	(2,732,420)	168,310	(175,690)
124	ORANGE COUNTY SSA GRANTS	2,367	838,960	-	838,960	(830,000)	(8,960)	(838,960)	-	2,367
125	OES UASI	(161,794)	521,000	-	521,000	(521,020)	-	(521,020)	(20)	(161,814)
127	D.O.J. GRANT FUND	45,171	95,000	-	95,000	(95,000)	-	(95,000)	-	45,171
128	POLICE BLOCK GRANTS	773,946	1,005,000	-	1,005,000	(1,005,000)	-	(1,005,000)	-	773,946
130	HOME PROGRAM FEDERAL GRANT	530,635	2,018,290	-	2,018,290	(1,590,590)	(8,080)	(1,598,670)	419,620	950,255
135	COMMUNITY DEV BLOCK GRANT	247,976	5,606,020	-	5,606,020	(5,856,650)	(79,990)	(5,936,640)	(330,620)	(82,644)
136	HOUSING AUTHORITY-VOUCHER HAP	721,897	51,000,000	-	51,000,000	(51,300,000)	-	(51,300,000)	(300,000)	421,897
137	HOUSING AUTHORITY- MAINSTREAM	(450,000)	2,500,000	-	2,500,000	(2,500,000)	-	(2,500,000)	-	(450,000)
138	HOUSING AUTHORITY- MS5	36,510	4,200,000	-	4,200,000	(4,200,000)	-	(4,200,000)	-	36,510
139	HOUSING AUTHORITY-NEW CONSTR	30,171	244,730	-	244,730	(315,370)	(200)	(315,570)	(70,840)	(40,669)
140	HOUSING AUTHORITY-VOUCHER ADM	2,814,245	5,487,580	-	5,487,580	(6,260,420)	(77,330)	(6,337,750)	(850,170)	1,964,075
143	CALHOME MFGD HSG LOAN	17,379	68,000	-	68,000	(17,390)	-	(17,390)	50,610	67,989
144	PRISON TO EMPLOYMENT PROGRAM	-	570,770	-	570,770	(570,770)	-	(570,770)	-	-
145	RENTAL REHABILITATION GRANT	358,062	490	-	490	-	-	-	490	358,552
158	PLANNING GRANTS PROGRAM	7,107,421	152,490	-	152,490	(248,930)	-	(248,930)	(96,440)	7,010,981
165	OFFICE OF SAFETY GRANT	262,565	160,000	-	160,000	(160,000)	-	(160,000)	-	262,565
169	RECREATION GRANTS FUND	195,218	308,850	-	308,850	(439,070)	-	(439,070)	(130,220)	64,998
179	ARPA EHV HAP	567,221	1,850,000	-	1,850,000	(1,850,000)	-	(1,850,000)	-	567,221
180	ARPA EHV ADMIN FEES	64,924	205,200	-	205,200	(183,910)	-	(183,910)	21,290	86,214
181	AMERICAN RESCUE PLAN ACT	85,598,553	-	-	-	(3,664,380)	-	(3,664,380)	(3,664,380)	81,934,173
182	HOME-ARP PROGRAM FEDERAL GRANT	(15,506)	64,090	-	64,090	(64,090)	-	(64,090)	-	(15,506)
183	ARPA - CA FOR ALL YOUTH WDP	0	1,165,940	-	1,165,940	(1,237,580)	-	(1,237,580)	(71,640)	(71,640)
<b>Grant Funds Total</b>		<b>98,792,444</b>	<b>84,588,090</b>	<b>-</b>	<b>84,588,090</b>	<b>(86,896,890)</b>	<b>(230,270)</b>	<b>(87,127,160)</b>	<b>(2,539,070)</b>	<b>96,253,374</b>

# Estimated Spendable Fund Balance Summary

Estimated Spendable Fund Balance Summary										
Fiscal Year 2024-2025										
Fund Number	Fund Name	Beginning Balance	FY 24-25 Revenues	FY 24-25 Transfers In	FY 24-25 Total Resources	FY 24-25 Expenditures	FY 24-25 Transfers Out	FY 24-25 Total Uses	Change in Fund Balance	Estimated Ending Fund Balance
<b>OTHER RESTRICTED FUNDS</b>										
020	OTS-TRAFFIC OFFENDER PROGRAM	27,746	13,280	-	13,280	(35,000)	-	(35,000)	(21,720)	6,026
023	INMATE WELFARE FUND	1,282,342	545,000	-	545,000	(1,456,500)	-	(1,456,500)	(911,500)	370,842
024	POLICE ACTIVITIES & PROGRAMS	(235,295)	767,120	-	767,120	(782,620)	-	(782,620)	(15,500)	(250,795)
025	IDB & EZ VOUCHER MONITORING	179,400	2,000	-	2,000	-	-	-	2,000	181,400
029	SPECIAL GAS TAX	1,685,546	15,696,070	-	15,696,070	(8,103,240)	(8,073,750)	(16,176,990)	(480,920)	1,204,626
074	CIVIC CENTER MAINTENANCE	(206,536)	2,143,500	-	2,143,500	(2,132,400)	(11,100)	(2,143,500)	-	(206,536)
133	HOUSING AUTHORITY-ISSUER FEE	2,519,990	76,440	-	76,440	(1,025,300)	(1,100)	(1,026,400)	(949,960)	1,570,030
166	US DOJ ASSET FORFEITURE FUND	670,939	-	-	-	(600,000)	-	(600,000)	(600,000)	70,939
167	US TREASURY ASSET FORFEITURE	52,921	-	-	-	(100,000)	-	(100,000)	(100,000)	(47,079)
177	EMERGENCY RENTAL ASSISTANCE PG	612,726	-	-	-	(141,630)	-	(141,630)	(141,630)	471,096
185	RENT STABILIZATION	421,360	1,452,700	-	1,452,700	(2,951,380)	-	(2,951,380)	(1,498,680)	(1,077,320)
417	CDA INCLUSIONARY HOUSING FEE	3,497,592	71,500	-	71,500	(2,345,930)	(10,380)	(2,356,310)	(2,284,810)	1,212,782
607	HOUSING AUTHORITY LMIHF	4,033,280	660,500	-	660,500	(459,170)	(10,140)	(469,310)	191,190	4,224,470
655	2018 SERIES TAX ALLOC BOND	-	-	11,869,190	11,869,190	(11,869,190)	-	(11,869,190)	-	-
670	COSA RDA	565,893	-	116,260	116,260	(123,580)	-	(123,580)	(7,320)	558,573
671	COSA RDA OBLIGATION RETIREMENT	10,964,167	12,216,930	-	12,216,930	(231,480)	(11,985,450)	(12,216,930)	-	10,964,167
<b>Other Restricted Funds Total</b>		<b>26,072,071</b>	<b>33,645,040</b>	<b>11,985,450</b>	<b>45,630,490</b>	<b>(32,357,420)</b>	<b>(20,091,920)</b>	<b>(52,449,340)</b>	<b>(6,818,850)</b>	<b>19,253,221</b>
<b>ENTERPRISE FUNDS</b>										
027	PARKING FUND	3,138,317	3,458,100	-	3,458,100	(5,070,190)	(780)	(5,070,970)	(1,612,870)	1,525,447
056	SANITARY SEWER SERVICE	7,648,865	9,806,000	-	9,806,000	(9,438,160)	(2,296,200)	(11,734,360)	(1,928,360)	5,720,505
057	FED CLEAN WATER PROTECTION ENT	5,829,711	915,000	2,700,360	3,615,360	(3,380,490)	(200,000)	(3,580,490)	34,870	5,864,581
060	WATER REVENUE	236,696	72,369,640	-	72,369,640	(70,864,890)	(1,280,800)	(72,145,690)	223,950	460,646
067	REGIONAL TRANSP CENTER	303,575	687,490	1,081,870	1,769,360	(1,811,610)	-	(1,811,610)	(42,250)	261,325
068	SANITATION FUND	4,064,395	6,256,000	200,000	6,456,000	(8,659,930)	-	(8,659,930)	(2,203,930)	1,860,465
069	REFUSE COLLECTION SERVICE	7,514,209	23,290,230	-	23,290,230	(21,555,320)	(3,644,440)	(25,199,760)	(1,909,530)	5,604,679
<b>Enterprise Funds Total</b>		<b>28,735,768</b>	<b>116,782,460</b>	<b>3,982,230</b>	<b>120,764,690</b>	<b>(120,780,590)</b>	<b>(7,422,220)</b>	<b>(128,202,810)</b>	<b>(7,438,120)</b>	<b>21,297,648</b>
<b>INTERNAL SERVICE FUNDS</b>										
070	EQUIPMENT REPLACEMENT FUND	3,730,137	2,048,240	-	2,048,240	(3,458,320)	-	(3,458,320)	(1,410,080)	2,320,057
073	BUILDING MAINT FUND	1,416,746	6,323,070	-	6,323,070	(6,581,470)	-	(6,581,470)	(258,400)	1,158,346
075	FLEET MAINTENANCE/STORES	749,697	6,127,100	-	6,127,100	(6,783,500)	-	(6,783,500)	(656,400)	93,297
080	LIABILITY AND PROPERTY INS FND	13,954,070	11,847,130	4,654,820	16,501,950	(16,501,950)	-	(16,501,950)	-	13,954,070
081	EMPLOYEE GROUP INSURANCE	562,683	29,068,520	2,534,580	31,603,100	(31,100,470)	-	(31,100,470)	502,630	1,065,313
082	WORKERS COMPENSATION FUND	18,304,735	10,039,980	-	10,039,980	(10,037,640)	-	(10,037,640)	2,340	18,307,075
085	CITY YARD OPERATION	(692,853)	3,260,020	-	3,260,020	(3,061,190)	-	(3,061,190)	198,830	(494,023)
086	PUB WKS ENG/PROJ MGMT	40,266	6,734,440	-	6,734,440	(6,621,230)	(113,210)	(6,734,440)	-	40,266
101	PUB WKS-ADMIN & PLANNING	1,935,550	9,125,580	-	9,125,580	(10,129,730)	(94,470)	(10,224,200)	(1,098,620)	836,930
109	INFO SYS STRATEGIC PLAN	4,193,139	10,746,710	-	10,746,710	(14,373,920)	-	(14,373,920)	(3,627,210)	565,929
<b>Internal Service Funds Total</b>		<b>44,194,170</b>	<b>95,320,790</b>	<b>7,189,400</b>	<b>102,510,190</b>	<b>(108,649,420)</b>	<b>(207,680)</b>	<b>(108,857,100)</b>	<b>(6,346,910)</b>	<b>37,847,260</b>

# Estimated Spendable Fund Balance Summary

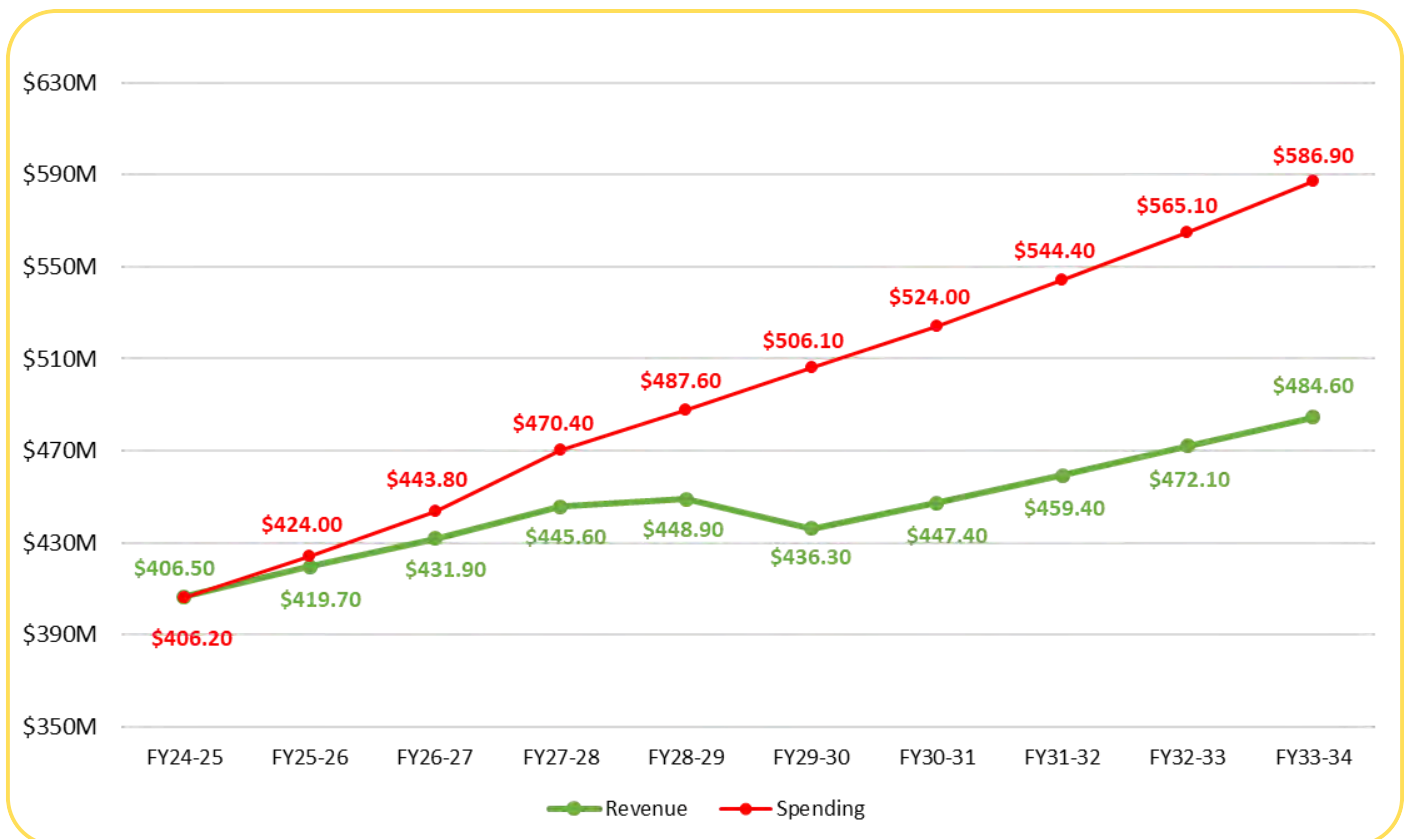
Estimated Spendable Fund Balance Summary Fiscal Year 2024-2025										
Fund Number	Fund Name	Beginning Balance	FY 24-25 Revenues	FY 24-25 Transfers In	FY 24-25 Total Resources	FY 24-25 Expenditures	FY 24-25 Transfers Out	FY 24-25 Total Uses	Change in Fund Balance	Estimated Ending Fund Balance
<b>CAPITAL PROJECT FUNDS</b>										
032	MEASURE M-STREET CONSTRUCTION	25,580,269	6,962,060	-	6,962,060	(6,722,280)	-	(6,722,280)	239,780	25,820,049
034	NEW TRANSP SYS IMPR AREA E	242,034	-	-	-	(242,030)	-	(242,030)	(242,030)	4
035	NEW TRANSP SYS IMPR AREA F	170,315	-	-	-	(170,310)	-	(170,310)	(170,310)	5
054	SANITARY SEWER CAPITAL	87,102	50,000	2,000,000	2,050,000	(2,000,000)	-	(2,000,000)	50,000	137,102
055	SEWER CONNECTION FEE	1,245,993	1,580,000	-	1,580,000	-	-	-	1,580,000	2,825,993
058	RESIDENTIAL STREET IMPROVEMENT	5,479,702	652,000	-	652,000	(481,200)	-	(481,200)	170,800	5,650,502
059	SELECT STREET CONSTRUCTION	10,846,025	-	10,560,560	10,560,560	(13,919,690)	-	(13,919,690)	(3,359,130)	7,486,895
148	TRAFFIC SYSTEM MGMT GRANT	9,288,543	-	-	-	(5,551,000)	-	(5,551,000)	(5,551,000)	3,737,543
221	LOCAL DRAINAGE AREA I	1,084,927	-	-	-	(118,250)	-	(118,250)	(118,250)	966,677
404	COSA 2014 LEASE FINANCING	71,222	-	735,100	735,100	(735,100)	-	(735,100)	-	71,222
<b>Capital Project Funds Total</b>		<b>54,096,133</b>	<b>9,244,060</b>	<b>13,295,660</b>	<b>22,539,720</b>	<b>(29,939,860)</b>	<b>-</b>	<b>(29,939,860)</b>	<b>(7,400,140)</b>	<b>46,695,993</b>
<b>DEBT SERVICE FUND</b>										
406	2021 PENSION OBLIGATION BONDS	34,100	-	12,902,160	12,902,160	(12,902,110)	-	(12,902,110)	50	34,150
<b>Debt Service Fund Total</b>		<b>34,100</b>	<b>-</b>	<b>12,902,160</b>	<b>12,902,160</b>	<b>(12,902,110)</b>	<b>-</b>	<b>(12,902,110)</b>	<b>50</b>	<b>34,150</b>
<b>GRAND TOTAL - ALL FUNDS</b>		<b>\$ 362,174,027</b>	<b>\$ 752,415,490</b>	<b>\$ 59,094,380</b>	<b>\$ 811,509,870</b>	<b>\$ (783,853,090)</b>	<b>\$ (59,094,380)</b>	<b>\$ (842,947,470)</b>	<b>\$ (31,437,600)</b>	<b>\$ 330,736,427</b>

# General Fund Ten-Year Outlook

The General Fund Ten-Year Outlook is created by taking the current budget structure, applying an inflationary adjustment for the following nine years, and including the following assumptions:

- Factors in recurring spending only
- Debt pay-offs
- Measure X sales tax rate decrease (1.5% to 1.0% on April 1, 2029)
- Inflationary increases in FY25-26 and later, based on the California Department of Finance CPI forecast
- City’s contribution to OC streetcar operations begins in FY25-26 (Estimated to be \$1M annually)
- Negotiated wage increases
- Orange County Fire Authority contract increase of 4.5% annually
- Contributions to, and uses of, the Pension Stabilization Account have been included to smooth the pension debt fluctuations

The model indicates that the General Fund budget structure must be adjusted in the future to remain balanced. The future imbalance is caused by multiple factors. Costs are expected to continue increasing faster than the City’s revenues. In one example, the OCFA contract may increase up to 4.5% per year, yet property tax revenue is not expected to exceed 3% per year. To further complicate matters, the Measure X rate decrease in 2029 will cause significant a decrease in revenue.



# Multi-Year Outlook (Non-General Fund)

<i>Estimated Ending Fund Balance- Major Funds (Non-General Funds)</i>			
<b>Fund</b>	<b>FY24-25</b>	<b>FY25-26</b>	<b>FY26-27</b>
<b>Grants</b>			
Estimated Beginning Fund Balance	247,976	247,976	197,976
Estimated Revenue	5,606,020	5,300,000	5,270,170
Planned Expenditures	(5,936,640)	(5,350,000)	(5,340,000)
Estimated Ending Fund Balance	(82,644)	197,976	128,146
<b>Housing Authority</b>			
Estimated Beginning Fund Balance	3,152,824	1,931,814	1,931,814
Estimated Revenue	63,432,310	65,081,550	66,838,752
Planned Expenditures	(64,653,320)	(65,081,550)	(66,838,752)
Estimated Ending Fund Balance	1,931,814	1,931,814	1,931,814
<b>ARPA</b>			
Estimated Beginning Fund Balance	85,598,553	49,598,553	13,598,553
Estimated Revenue	-	-	-
Planned Expenditures	(36,000,000)	(36,000,000)	(13,598,553)
Estimated Ending Fund Balance	49,598,553	13,598,553	-
<b>Gas Tax</b>			
Estimated Beginning Fund Balance	1,685,546	720,665	328,037
Estimated Revenue	15,696,070	15,872,330	16,358,762
Expenditures- Planned Operations	(5,386,841)	(4,630,032)	(4,233,977)
Planned Debt Service	(3,234,630)	(3,225,630)	(3,227,750)
Planned Capital Expenditures	(8,039,480)	(8,409,296)	(8,897,035)
Estimated Ending Fund Balance	720,665	328,037	328,037
Target Reserve- 20% of Operations	1,077,368	926,006	846,795
<b>Street Construction</b>			
Estimated Beginning Fund Balance	10,846,025	7,486,895	5,189,230
Estimated Revenue	10,560,560	10,835,135	11,127,683
Planned Expenditures	(13,919,690)	(13,132,800)	(13,487,386)
Estimated Ending Fund Balance	7,486,895	5,189,230	2,829,527
<b>Water</b>			
Estimated Beginning Fund Balance	236,696	115,240	82,749
Estimated Revenue	74,559,144	77,168,714	79,869,619
Planned Debt Service	(2,545,390)	(3,615,606)	(3,637,612)
Planned Operating Expenses	(70,854,410)	(72,271,498)	(73,716,928)
Planned Capital Expenditures	(1,280,800)	(1,314,101)	(1,349,582)
Estimated Ending Fund Balance	115,240	82,749	1,248,246
<b>Sewer</b>			
Estimated Beginning Fund Balance	7,648,865	5,720,505	3,739,929
Estimated Revenue	9,806,000	10,060,956	10,332,602
Planned Debt Service	-	(61,780)	(73,740)
Planned Operating Expenses	(9,438,160)	(9,683,552)	(9,945,008)
Planned Capital Expenditures	(2,296,200)	(2,296,200)	(2,296,200)
Estimated Ending Fund Balance	5,720,505	3,739,929	1,757,583

# Multi-Year Outlook (Non-General Fund)

## Assumptions

The City has prepared a multi-year outlook for the City's major funds as defined by the Governmental Accounting Standards Board:

- Unless otherwise noted below, future years' estimated revenue and planned operational spending has been increased by CPI, as forecasted by the California Department of Finance.
- The Grants Fund is comprised of multiple funds including HOME, WIOA, and CDBG. For purposes of this outlook, we are only including fund CDBG, which is the most significant of that group.
- The City does not expect to receive any further federal ARPA funding and has a plan to fully expend the entire fund balance by December 2026, in compliance with federal law.
- Future years' estimates of Gas Tax fund revenue is based on projections from the League of California Cities Fiscal Policy Advisor, Michael Coleman. Planned operating expenditures in future years have been reduced to fit within the expected revenue to avoid overspending the fund. During the FY25-26 budget process, staff will make recommendations for these potential reductions, which may take the form of a reduced level of maintenance or a General Fund subsidy. Future years' debt service has been taken from the 2019 Gas Tax Bonds debt service schedule, and future years' capital spending has been limited to the estimate of RMRA revenue.
- The City Council adopted a Budget and Reserve Policy that sets a target reserve balance for operating funds such as the Gas Tax fund. That target reserve is not a requirement and is identified as 20% of annual operating expenditures. The outlook for the Gas Tax fund suggests that we will not meet the ideal target reserve. It is possible the City can meet the target reserve goal in the future by allowing the fund balance to grow when actual expenditures are less than budgeted.
- The City is expected to begin developing an updated Water, Recycled Water & Sewer Rate Study with an independent consultant in FY24-25. The last approved rate study was completed in 2019 and many of the assumptions used in the study are now outdated. The new study will incorporate the latest assumptions and methodologies.



# Departmental / Program Information

FY 24 -25 Adopted Budget



# General Fund Miscellaneous Revenues

Departmental / Program Information  
FY 24 -25 Adopted Budget

# Miscellaneous Revenue

## REVENUE

Fund	ACTUAL FY 21-22	ACTUAL FY 22-23	ADOPTED FY 23-24	ADOPTED FY 24-25
011 GENERAL FUND	330,232,789	345,069,905	345,066,820	349,535,800
012 CANNABIS PUBLIC BENEFIT	13,792,352	11,061,251	10,354,720	9,436,700
051 CAPITAL OUTLAY FUND	748,279	748,279	716,000	716,280
181 American Rescue Plan Act	8,355,421	19,859,518	-	-
<b>TOTAL REVENUE</b>	<b>353,128,841</b>	<b>376,738,952</b>	<b>356,137,540</b>	<b>359,688,780</b>

<b>GENERAL FUND</b>					
<b>MISCELLANEOUS REVENUE</b>				<b>ACCOUNTING UNIT</b>	
<b>MISCELLANEOUS REVENUE</b>				<b>01102002</b>	
<b>Account Code</b>	<b>LINE ITEM RESOURCES</b>	<b>ACTUAL FY 21-22</b>	<b>ACTUAL FY 22-23</b>	<b>ADOPTED FY 23-24</b>	<b>ADOPTED FY 24-25</b>
50011	Property Tax	42,146,722	45,469,142	46,343,390	48,810,310
50012	Santa Ana Residual	11,033,858	10,724,632	11,000,000	10,750,000
50015	Prop Tax Pass-through	1,710,385	1,973,257	2,170,000	2,500,000
50016	Prop Tax-In Lieu VLF	37,849,600	40,237,627	42,044,300	44,009,010
50020	Sales Tax	62,611,039	61,068,452	64,715,400	61,682,950
50021	Half-Cent Sales Tax (Safety)	2,690,106	2,806,561	2,871,200	2,800,000
50022	Sales Tax Measure X	86,003,001	86,849,805	88,616,400	85,632,610
50030	Hotel Visitor's Tax	7,494,715	10,477,648	8,500,000	9,500,000
50031	Utility User Tax-Electric	13,722,961	16,680,098	15,100,000	16,800,000
50032	Utility User Tax-Gas	3,269,163	4,475,838	3,200,000	3,300,000
50033	Utility User Tax-Telephone	4,481,448	4,150,761	4,000,000	3,900,000
50034	Utility User Tax-Water	3,370,929	3,237,043	3,500,000	3,300,000
50045	Business Tax	15,707,535	16,289,675	15,000,000	16,200,000
50046	Medical Marijuana Taxes	843,884	614,995	528,000	375,000
50050	Gas Utility	548,950	688,153	550,000	575,000
50051	Electrical Utility	1,389,714	1,709,765	1,400,000	1,800,000
50053	CATV Franchise Fee	1,016,032	1,230,401	1,000,000	1,000,000
50056	Refuse Franchise Fee – Residential	1,851,500	0	0	0
50057	Refuse Franchise Fee – Commercial	6,960,635	594,587	0	0
50058	Refuse Franchise Fee	0	8,292,323	8,000,000	9,000,000
50100	Commercial Cannabis - Cultivation Tax	1,273,815	978,401	229,000	675,000
50101	Commercial Cannabis - Distribution Tax	864,130	765,766	124,000	725,000
50102	Commercial Cannabis - Manufacturing Tax	222,652	375,701	58,000	250,000
50103	Commercial Cannabis - Testing Facility Tax	34,120	5,708	5,000	5,000
50104	Adult-Use Retail Business Cannabis Tax	20,590,145	14,790,695	15,116,130	12,500,000
50117	Cannabis Shared Manufacturer	0	11,500	0	0
50200	Documentary Stamp Tax	1,524,501	1,001,788	1,000,000	800,000
50201	Homeowner Prop Tax Subvention	182,115	184,514	182,000	182,000
50501	Motor Vehicle Licenses	382,815	318,177	300,000	300,000
53902	Misc Service Charge	897	1,856	0	0
53912	Lobbyist Registration Fee (initial)	0	0	20,000	0
55000	Parking Fines	0	(64)	0	0
57000	Expense Reimbursement	143,285	2,375	100,000	0
57010	Miscellaneous Recoveries	221,027	181,789	75,000	75,000
57070	Sale of Printed Material	440	0	0	0
57071	Sale of Land	242	0	0	0
57892	Fraud Recovery-Restitution	10,833	3,642	0	0
57901	Indirect Cost Recovery	6,829,744	8,670,125	8,395,000	9,733,920
57960	Rental Of Property	203,156	191,110	224,000	205,000
57972	Sale of Equipment	238,070	0	0	0
57996	Settlements	0	270,069	0	0
58000	Earning On Investments	896,883	4,522,473	700,000	2,150,000
58002	Net Increase (Decrease) In Fai	(8,091,179)	(5,220,032)	0	0
58005	Investment Income-Trustee	2,921	443,548	0	0
<b>SUBTOTAL REVENUES</b>		<b>330,232,789</b>	<b>345,069,905</b>	<b>345,066,820</b>	<b>349,535,800</b>
<b>TOTAL</b>		<b>330,232,789</b>	<b>345,069,905</b>	<b>345,066,820</b>	<b>349,535,800</b>

**CANNABIS PUBLIC BENEFIT  
DEPARTMENT RESOURCE SUMMARY**

**MISCELLANEOUS REVENUE**

ACTIVITIES		ACTUAL FY 21-22	ACTUAL FY 22-23	ADOPTED FY 23-24	ADOPTED FY 24-25
REVENUES					
52040	Grant-Other	60,000	0	0	0
57000	Expense Reimbursement	0	11,880	0	0
57010	Miscellaneous Recoveries	0	40,000	0	0
58000	Earning On Investments	153,763	247,829	0	0
58002	Net Increase (Decrease) In Fai	(1,752,315)	(529,282)	0	0
59000-011	Transfer From Fund 011	15,330,903	11,290,824	10,354,720	9,436,700
TOTAL REVENUES		13,792,352	11,061,251	10,354,720	9,436,700

<b>CANNABIS PUBLIC BENEFIT</b>					
<b>MISCELLANEOUS REVENUE</b>				<b>ACCOUNTING UNIT</b>	
<b>CANNABIS PUBLIC BENEFIT</b>				<b>01202002</b>	
<b>Account Code</b>	<b>LINE ITEM RESOURCES</b>	<b>ACTUAL FY 21-22</b>	<b>ACTUAL FY 22-23</b>	<b>ADOPTED FY 23-24</b>	<b>ADOPTED FY 24-25</b>
52040	Grant-Other	60,000	0	0	0
57000	Expense Reimbursement	0	11,880	0	0
57010	Miscellaneous Recoveries	0	40,000	0	0
58000	Earning On Investments	153,763	247,829	0	0
58002	Net Increase (Decrease) In Fai	(1,752,315)	(529,282)	0	0
59000	Transfer From Fund 011	15,330,903	11,290,824	10,354,720	9,436,700
	<b>SUBTOTAL REVENUES</b>	<b>13,792,352</b>	<b>11,061,251</b>	<b>10,354,720</b>	<b>9,436,700</b>
	<b>TOTAL</b>	<b>13,792,352</b>	<b>11,061,251</b>	<b>10,354,720</b>	<b>9,436,700</b>

**CAPITAL OUTLAY FUND  
DEPARTMENT RESOURCE SUMMARY**

**MISCELLANEOUS REVENUE**

ACTIVITIES		ACTUAL FY 21-22	ACTUAL FY 22-23	ADOPTED FY 23-24	ADOPTED FY 24-25
REVENUES					
57960	Rental Of Property	423,500	423,500	423,500	423,500
59000-011	Transfer From Fund 011	292,000	292,000	292,000	292,000
59000-027	Transfer From Parking Fund 27	451	451	500	780
59000-060	Transfer From Fund 060	20,726	20,726	0	0
59000-068	Transfer From Fund 068	3,943	3,943	0	0
59000-075	Transfer From Fund 075	3,605	3,605	0	0
59000-086	Transfer From Fund 086	3,154	3,154	0	0
59000-101	Transfer From Fund 101	901	901	0	0
TOTAL REVENUES		748,279	748,279	716,000	716,280

<b>CAPITAL OUTLAY FUND</b>					
<b>MISCELLANEOUS REVENUE</b>					<b>ACCOUNTING UNIT</b>
<b>MISCELLANEOUS REVENUE</b>					<b>05102002</b>
<b>Account Code</b>	<b>LINE ITEM RESOURCES</b>	<b>ACTUAL FY 21-22</b>	<b>ACTUAL FY 22-23</b>	<b>ADOPTED FY 23-24</b>	<b>ADOPTED FY 24-25</b>
57960	Rental Of Property	423,500	423,500	423,500	423,500
59000	Transfer From Fund 011	292,000	292,000	292,000	292,000
59000	Transfer From Fund 060	20,726	20,726	0	0
59000	Transfer From Fund 068	3,943	3,943	0	0
59000	Transfer From Fund 075	3,605	3,605	0	0
59000	Transfer From Fund 086	3,154	3,154	0	0
59000	Transfer From Fund 101	901	901	0	0
59000	Transfer From Parking Fund 27	451	451	500	780
	<b>SUBTOTAL REVENUES</b>	<b>748,279</b>	<b>748,279</b>	<b>716,000</b>	<b>716,280</b>
	<b>TOTAL</b>	<b>748,279</b>	<b>748,279</b>	<b>716,000</b>	<b>716,280</b>



**American Rescue Plan Act  
DEPARTMENT RESOURCE SUMMARY**

**MISCELLANEOUS REVENUE**

ACTIVITIES		ACTUAL FY 21-22	ACTUAL FY 22-23	ADOPTED FY 23-24	ADOPTED FY 24-25
REVENUES					
52008	Federal Grant-Direct COVID	12,233,442	20,361,076	0	0
57960	Rental Of Property	0	21,450	0	0
57991	Miscellaneous Receipts	116,837	0	0	0
58000	Earning On Investments	(21,235)	0	0	0
58002	Net Increase (Decrease) In Fai	(3,973,623)	(523,008)	0	0
	<b>TOTAL REVENUES</b>	<b>8,355,421</b>	<b>19,859,518</b>	<b>0</b>	<b>0</b>

<b>American Rescue Plan Act</b>					
<b>MISCELLANEOUS REVENUE</b>				<b>ACCOUNTING UNIT</b>	
<b>AMERICAN RESCUE PLAN</b>				<b>18102002</b>	
<b>Account Code</b>	<b>LINE ITEM RESOURCES</b>	<b>ACTUAL FY 21-22</b>	<b>ACTUAL FY 22-23</b>	<b>ADOPTED FY 23-24</b>	<b>ADOPTED FY 24-25</b>
52008	Federal Grant-Direct COVID	12,233,442	20,361,076	0	0
57960	Rental Of Property	0	21,450	0	0
57991	Miscellaneous Receipts	116,837	0	0	0
58000	Earning On Investments	(21,235)	0	0	0
58002	Net Increase (Decrease) In Fai	(3,973,623)	(523,008)	0	0
	<b>SUBTOTAL REVENUES</b>	<b>8,355,421</b>	<b>19,859,518</b>	<b>0</b>	<b>0</b>
	<b>TOTAL</b>	<b>8,355,421</b>	<b>19,859,518</b>	<b>0</b>	<b>0</b>

# City Manager's Office

**Departmental / Program Information**

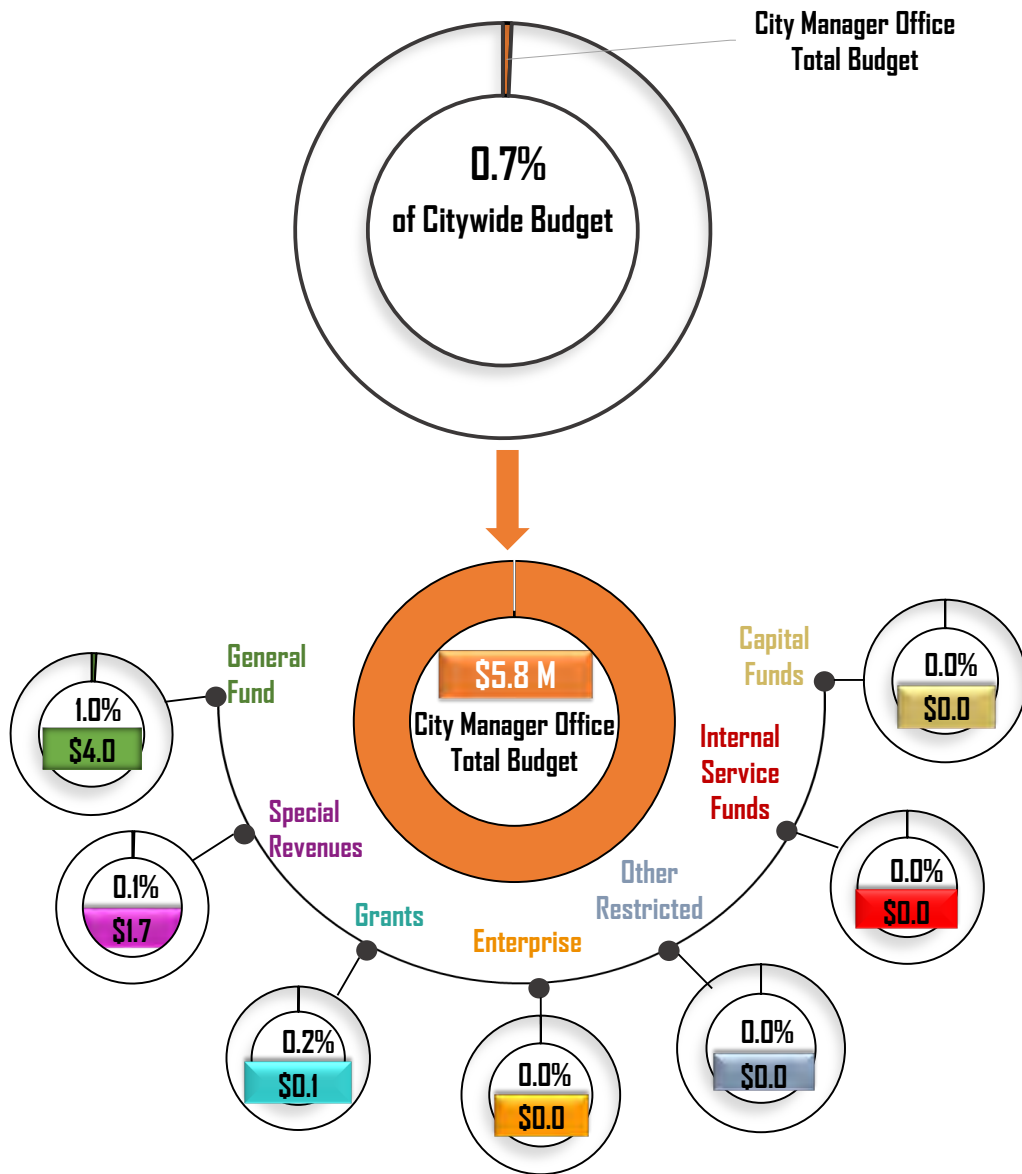
FY 24 -25 Adopted Budget

City Manager's Office Position Summary			
Authorized Personnel	Funded FY 23-24	Workforce Changes	Funded FY 24-25
Administrative Receptionist (Excepted) (UC)	1		1
Administrative Secretary (Excepted) (UC)	1		1
Assistant City Manager (EM)*	1	1	2
City Manager (EM)	1		1
Deputy City Manager (EM)**	1		1
Equity and Inclusion Coordinator (Excepted) (UC)	1	(1)	0
Executive Assistant (Excepted) (UC)	2		2
Management Aide (Excepted) (UC)	1		1
Management Analyst (Excepted) (UC)	3		3
Principal Management Analyst (Excepted) (AM)	1		1
Public Affairs Information Officer (Excepted) (AM)	1		1
Secretary to the City Manager (Excepted) (AM)	1		1
Strategic Communications Manager (Excepted) (MM)	1	(1)	0
<b>Authorized Total</b>	<b>16</b>	<b>(1)</b>	<b>15</b>

\*Organizational Change in FY 23-24

\*\*Position(s) added in FY 23-24 March 19, 2024 City Council Meeting Reso #2024-006

GENERAL FUND	14.00
FEDERAL/STATE GRANTS	1.00
<b>TOTAL FUNDED POSITIONS</b>	<b>15.00</b>



# City Manager

## REVENUE

Fund	ACTUAL FY 21-22	ACTUAL FY 22-23	ADOPTED FY 23-24	ADOPTED FY 24-25
021 CATV FUND	555,562	120,728	252,830	252,830
111 OPIOID REMEDIATION	-	-	-	789,700
178 COVID-19 RESPONSE	-	1,685,467	-	-
<b>TOTAL REVENUE</b>	<b>555,562</b>	<b>1,806,195</b>	<b>252,830</b>	<b>1,042,530</b>

## EXPENDITURE

Fund	ACTUAL FY 21-22	ACTUAL FY 22-23	ADOPTED FY 23-24	ADOPTED FY 24-25
011 GENERAL FUND	2,350,335	2,864,637	3,144,680	3,963,160
021 CATV FUND	24,624	77,622	252,830	250,000
111 OPIOID REMEDIATION	-	-	-	1,456,450
178 COVID-19 RESPONSE	137,782	2,097,385	143,840	-
181 American Rescue Plan Act	458,868	1,325,398	104,480	132,400
<b>TOTAL EXPENDITURE</b>	<b>2,971,608</b>	<b>6,365,043</b>	<b>3,645,830</b>	<b>5,802,010</b>

# City Manager's Office

## Department Programs



### **Operations**

Under the leadership of the City Council and in partnership with City departments, implement the City Council's goals and priorities as articulated in the Five-Year Strategic Plan, annual City Budget, and all other official policy directives.



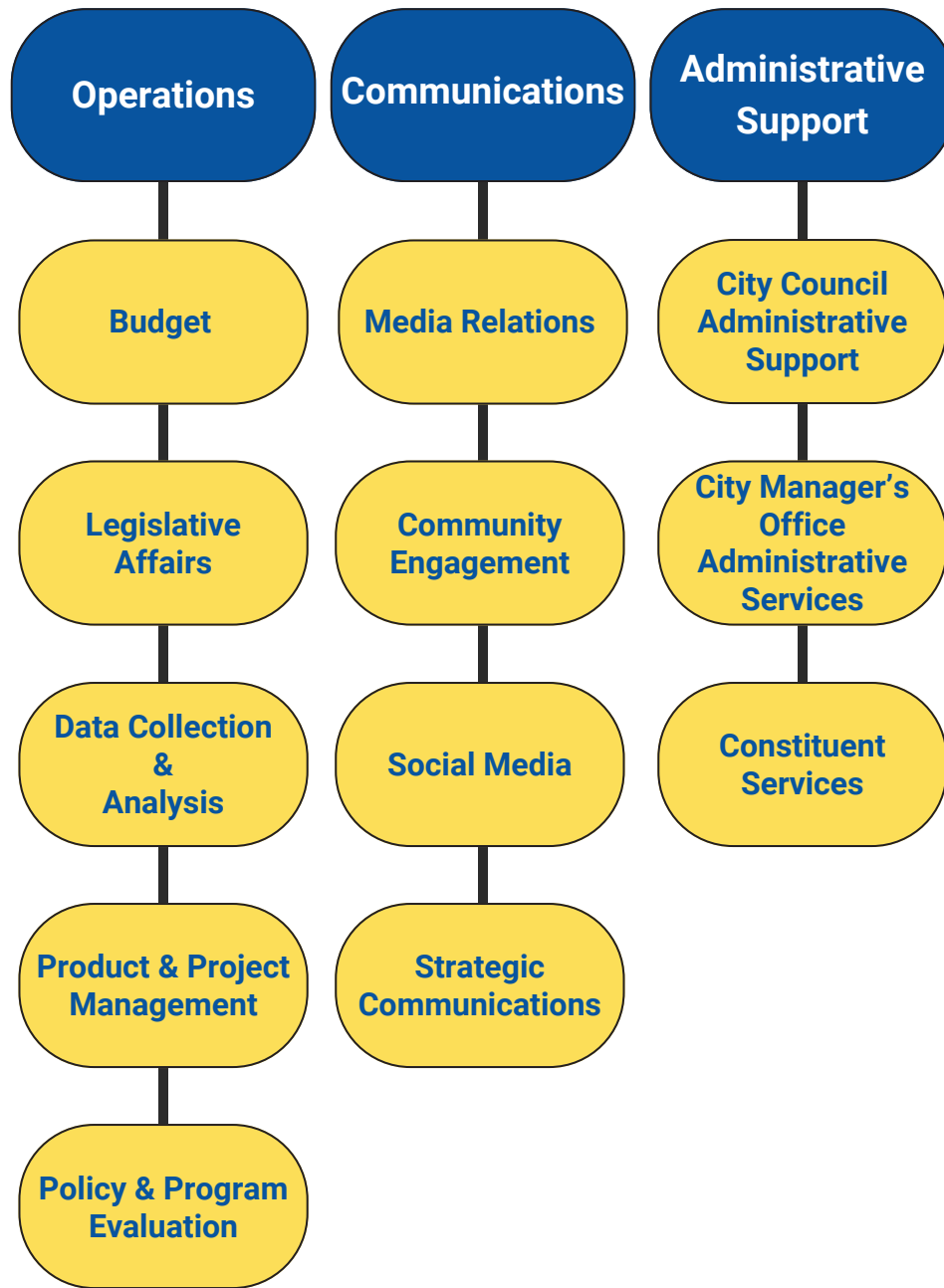
### **Communications**

Use digital tools to empower City departments to conduct effective community engagement and create a feedback loop, and work within the City government to facilitate internal communications.



### **Administrative Support**

Provide specialized administrative support to the City Council and City Manager.





# Department Summary

The City Manager's Office is responsible for administering all of the policy decisions made by the City Council. The City Manager's Office facilitates effective and efficient service delivery under the leadership of the City Council and in compliance with the City Charter, Santa Ana Municipal Code, and all applicable laws and regulations. The City Manager's Office consists of three functional areas: Operations, Communications, and Administrative Support.

## Accomplishments

- Partnered with community organizations to distribute ready-to-eat meals and groceries, having fed approximately 130,000 individuals as of February 2024.
- In 2023, the communications staff issued 56 press releases and media advisories, added over 2,500 Facebook followers and 5,700 Instagram followers (increasing FB page visits by 26.3% and IG page visits by 22.1%), and responded to over 200 requests for communications, marketing and video assistance from other City departments.
- Successfully implemented City Hall's new reception desk in the main lobby, elevating community engagement by enhancing accessibility for Santa Ana residents.
- Established the Police Oversight Commission, with its inaugural meeting on October 6, 2023.
- Processed 766 certificates of recognition and proclamations for the City Council.
- Oversaw the renovation of the Council Chamber.
- On-boarded new employees in the City Manager's Office, including Interim City Manager, Secretary to the City Manager, and Executive Assistant.
- Fulfilled 55 public records requests.

# Strategic Priorities



## Financial Stability

Protect and enhance revenue streams while maintaining a healthy reserve balance to provide for the expenditure of funds in support of the long-term priorities of the City's strategic plan.



## Community Safety

Provide a safe environment for residents and visitors while reducing crime and addressing the impacts of homelessness on our quality of life.



## Modern Facilities & Infrastructure

Ensure maintenance and preservation of City facilities and roadways to better serve the population and visitors.








## Efficient City Services

Streamline the methods of providing services to help ensure doing business with the City is easier and more efficient.



## Economic Diversification & Expansion

Enhance economic vitality by growing revenue streams, attracting quality jobs, diverse businesses and desired amenities for residents.

Strategic Plan & Goals For FY 2024-25					
Facilitate cross-departmental collaboration among City departments to champion economic development that promotes sustainable growth through business-friendly initiatives that lead to an increase in property tax revenue through development, sales tax revenue business attraction and retention, and income through workforce development.				X	
Conduct a comprehensive review of the City's current commitments, and reprioritize actions and resources to ensure successful and timely completion of projects and initiatives approved by the City Council.				X	
Strengthen relationships and collaboration with local and regional elected officials to ensure local, state, and federal support aimed at securing resources that benefit the City and legislative actions that protect the City's ability to maintain local control, while conforming to State legislative mandates.				X	

# Key Performance Measures

Strategic Priority: Efficient City Services

Measure	5-Year Trajectory	FY 22-23 Annual	FY 23-24 Target	FY 24-25 Target
Number of legislative position letters submitted to the Legislature	Significant	95	20% increase	25% increase
Number of new visitors to the City website	Modest	1.2 million visitors	1.3 million visitors	1.4 million visitors
Number of new social media followers	Modest	12,000	20% increase	25% increase

**GENERAL FUND  
DEPARTMENT RESOURCE SUMMARY**

**CITY MANAGER**

<b>ACTIVITIES</b>		<b>ACTUAL FY 21-22</b>	<b>ACTUAL FY 22-23</b>	<b>ADOPTED FY 23-24</b>	<b>ADOPTED FY 24-25</b>
<b>EXPENDITURES</b>					
01103010	CITY MANAGER	1,886,993	2,647,971	2,844,680	3,663,160
01103017	CMO - SERVICE ENHANCEMENT	463,342	216,667	300,000	300,000
	<b>TOTAL EXPENDITURES</b>	<b>2,350,335</b>	<b>2,864,637</b>	<b>3,144,680</b>	<b>3,963,160</b>
<b>OPERATING EXPENSES</b>		<b>ACTUAL FY 21-22</b>	<b>ACTUAL FY 22-23</b>	<b>ADOPTED FY 23-24</b>	<b>ADOPTED FY 24-25</b>
61000	SALARIES & BENEFITS	1,720,158	2,229,190	2,375,220	3,110,310
62000	CONTRACTUALS	434,910	330,739	460,990	443,760
63000	COMMODITIES	23,745	50,559	40,520	40,520
65000	FIXED CHARGES	171,522	254,095	230,120	308,570
66000	CAPITAL	0	55	37,830	60,000
	<b>TOTAL</b>	<b>2,350,335</b>	<b>2,864,637</b>	<b>3,144,680</b>	<b>3,963,160</b>

<b>GENERAL FUND</b>					
<b>CITY MANAGER</b>				<b>ACCOUNTING UNIT</b>	
<b>CMO - SERVICE ENHANCEMENT</b>				<b>01103017</b>	
<b>Account Code</b>	<b>LINE ITEM RESOURCES</b>	<b>ACTUAL FY 21-22</b>	<b>ACTUAL FY 22-23</b>	<b>ADOPTED FY 23-24</b>	<b>ADOPTED FY 24-25</b>
61000	Salaries Regular	129,256	0	0	0
61040	Salaries Overtime	307	0	0	0
61100	Retirement-Employer Normal Cost	15,205	0	0	0
61120	Medicare Insurance	1,857	0	0	0
61130	Health Insurance	33,383	0	0	0
	<b>SUBTOTAL SALARIES &amp; BENEFITS</b>	<b>180,008</b>	<b>0</b>	<b>0</b>	<b>0</b>
62300	Contract Services-Professional	283,333	216,667	300,000	300,000
	<b>SUBTOTAL CONTRACTUALS</b>	<b>283,333</b>	<b>216,667</b>	<b>300,000</b>	<b>300,000</b>
	<b>TOTAL</b>	<b>463,342</b>	<b>216,667</b>	<b>300,000</b>	<b>300,000</b>

<b>GENERAL FUND</b>					
<b>CITY MANAGER</b>		<b>ACCOUNTING UNIT</b>			
<b>CITY MANAGER</b>		<b>01103010</b>			
<b>Account Code</b>	<b>LINE ITEM RESOURCES</b>	<b>ACTUAL FY 21-22</b>	<b>ACTUAL FY 22-23</b>	<b>ADOPTED FY 23-24</b>	<b>ADOPTED FY 24-25</b>
61000	Salaries Regular	1,120,963	1,603,194	1,685,260	2,279,430
61010	Salaries Cash Out/Separation	0	7,747	0	0
61020	Salaries Part-Time	121,011	98,574	161,430	169,510
61040	Salaries Overtime	30,244	5,231	0	0
61100	Retirement-Employer Normal Cost	78,567	126,278	153,680	189,060
61102	Retirement- Employer Unfunded- Miscellaneous	0	23,254	0	10,820
61110	Part-Time Retirement	1,616	844	5,900	6,210
61120	Medicare Insurance	18,379	26,155	26,440	35,370
61130	Health Insurance	109,786	226,091	251,880	299,520
61170	Retiree Health Benefits	9,113	9,367	10,510	21,900
61180	Worker Compensation Insurance	50,470	102,454	80,120	98,490
<b>SUBTOTAL SALARIES &amp; BENEFITS</b>		<b>1,540,150</b>	<b>2,229,190</b>	<b>2,375,220</b>	<b>3,110,310</b>
62010	Communications	110,711	69,474	53,190	35,960
62120	Training, Transportation, Meetings	8,047	8,838	35,000	35,000
62131	SAMA Wellness and Fitness Program Reimbursements	2,709	300	1,500	1,500
62140	Membership, Subscription & Dues	3,986	1,655	10,000	10,000
62300	Contract Services-Professional	10,237	10,329	43,300	43,300
62600	Parking Validation	3,887	11,476	6,000	6,000
62700	Auto Expense	12,000	12,000	12,000	12,000
<b>SUBTOTAL CONTRACTUALS</b>		<b>151,577</b>	<b>114,072</b>	<b>160,990</b>	<b>143,760</b>
63001	Miscellaneous Operating Expenses	23,484	50,037	37,670	37,670
63300	Gas & Diesel	261	521	2,850	2,850
<b>SUBTOTAL COMMODITIES</b>		<b>23,745</b>	<b>50,559</b>	<b>40,520</b>	<b>40,520</b>
65000	Building Rental	34,880	42,420	42,420	47,700
65010	Rental City Equipment	6,768	7,440	3,040	3,280
65011	Equipment Replacement Charges	6,120	1,530	3,330	3,340
65012	Accident Repair & Replacement	504	504	0	0
65040	IT Maintenance Charge	57,580	55,770	71,110	95,000
65055	Communications- Landlines	0	0	0	13,230
65100	Insurance Charges	59,400	127,896	96,000	128,380
65105	Benefits Overhead	2,820	18,535	14,220	17,640
65210	Delivery Charges	3,450	0	0	0
<b>SUBTOTAL FIXED CHARGES</b>		<b>171,522</b>	<b>254,095</b>	<b>230,120</b>	<b>308,570</b>
66400	Machinery & Equipment	0	0	0	60,000
66511	Computer Software Subscriptions	0	55	37,830	0
<b>SUBTOTAL CAPITAL</b>		<b>0</b>	<b>55</b>	<b>37,830</b>	<b>60,000</b>
<b>TOTAL</b>		<b>1,886,993</b>	<b>2,647,971</b>	<b>2,844,680</b>	<b>3,663,160</b>

**CATV FUND  
DEPARTMENT RESOURCE SUMMARY**

**CITY MANAGER**

<b>ACTIVITIES</b>		<b>ACTUAL FY 21-22</b>	<b>ACTUAL FY 22-23</b>	<b>ADOPTED FY 23-24</b>	<b>ADOPTED FY 24-25</b>
<b>REVENUES</b>					
50054	CATV Peg Access Support	544,029	102,674	242,830	242,830
58000	Earning On Investments	11,534	18,054	10,000	10,000
	<b>TOTAL REVENUES</b>	<b>555,562</b>	<b>120,728</b>	<b>252,830</b>	<b>252,830</b>
<b>EXPENDITURES</b>					
02103010	CATV CAPITAL SUPPORT (PEG)	24,624	77,622	252,830	250,000
	<b>TOTAL EXPENDITURES</b>	<b>24,624</b>	<b>77,622</b>	<b>252,830</b>	<b>250,000</b>
<b>OPERATING EXPENSES</b>		<b>ACTUAL FY 21-22</b>	<b>ACTUAL FY 22-23</b>	<b>ADOPTED FY 23-24</b>	<b>ADOPTED FY 24-25</b>
62000	CONTRACTUALS	2,824	64,132	227,830	225,000
63000	COMMODITIES	21,800	13,490	25,000	25,000
	<b>TOTAL</b>	<b>24,624</b>	<b>77,622</b>	<b>252,830</b>	<b>250,000</b>

<b>CATV FUND</b>					
<b>CITY MANAGER</b>				<b>ACCOUNTING UNIT</b>	
<b>CATV CAPITAL SUPPORT (PEG)</b>				<b>02103002</b>	
<b>Account Code</b>	<b>LINE ITEM RESOURCES</b>	<b>ACTUAL FY 21-22</b>	<b>ACTUAL FY 22-23</b>	<b>ADOPTED FY 23-24</b>	<b>ADOPTED FY 24-25</b>
50054	CATV Peg Access Support	544,029	102,674	242,830	242,830
58000	Earning On Investments	11,534	18,054	10,000	10,000
	<b>SUBTOTAL REVENUES</b>	<b>555,562</b>	<b>120,728</b>	<b>252,830</b>	<b>252,830</b>
	<b>TOTAL</b>	<b>555,562</b>	<b>120,728</b>	<b>252,830</b>	<b>252,830</b>



<b>CATV FUND</b>					
<b>CITY MANAGER</b>				<b>ACCOUNTING UNIT</b>	
<b>CATV CAPITAL SUPPORT (PEG)</b>				<b>02103010</b>	
<b>Account Code</b>	<b>LINE ITEM RESOURCES</b>	<b>ACTUAL FY 21-22</b>	<b>ACTUAL FY 22-23</b>	<b>ADOPTED FY 23-24</b>	<b>ADOPTED FY 24-25</b>
62010	Communications	2,824	2,842	2,830	0
62300	Contract Services-Professional	0	61,290	225,000	225,000
	<b>SUBTOTAL CONTRACTUALS</b>	<b>2,824</b>	<b>64,132</b>	<b>227,830</b>	<b>225,000</b>
63001	Miscellaneous Operating Expenses	21,800	13,490	25,000	25,000
	<b>SUBTOTAL COMMODITIES</b>	<b>21,800</b>	<b>13,490</b>	<b>25,000</b>	<b>25,000</b>
	<b>TOTAL</b>	<b>24,624</b>	<b>77,622</b>	<b>252,830</b>	<b>250,000</b>

**OPIOID REMEDIATION  
DEPARTMENT RESOURCE SUMMARY**

**CITY MANAGER**

<b>ACTIVITIES</b>		<b>ACTUAL FY 21-22</b>	<b>ACTUAL FY 22-23</b>	<b>ADOPTED FY 23-24</b>	<b>ADOPTED FY 24-25</b>
<b>REVENUES</b>					
57492	Opioid Settlements-Abatement	0	0	0	570,000
57493	Opioid Settlements-Subdivision	0	0	0	161,700
57494	Opioid Settlements-Bankruptcy Abatement	0	0	0	50,000
58000	Earning On Investments	0	0	0	8,000
	<b>TOTAL REVENUES</b>	<b>0</b>	<b>0</b>	<b>0</b>	<b>789,700</b>
<b>EXPENDITURES</b>					
11103010	OPIOID REMEDIATION - CMO	0	0	0	1,456,450
	<b>TOTAL EXPENDITURES</b>	<b>0</b>	<b>0</b>	<b>0</b>	<b>1,456,450</b>
<b>OPERATING EXPENSES</b>		<b>ACTUAL FY 21-22</b>	<b>ACTUAL FY 22-23</b>	<b>ADOPTED FY 23-24</b>	<b>ADOPTED FY 24-25</b>
62000	CONTRACTUALS	0	0	0	789,700
69000	MISCELLANEOUS	0	0	0	666,750
	<b>TOTAL</b>	<b>0</b>	<b>0</b>	<b>0</b>	<b>1,456,450</b>

<b>OPIOID REMEDIATION</b>					
<b>CITY MANAGER</b>				<b>ACCOUNTING UNIT</b>	
<b>OPIOID REMEDIATION REVENUE - CMO</b>				<b>11103002</b>	
<b>Account Code</b>	<b>LINE ITEM RESOURCES</b>	<b>ACTUAL FY 21-22</b>	<b>ACTUAL FY 22-23</b>	<b>ADOPTED FY 23-24</b>	<b>ADOPTED FY 24-25</b>
57492	Opioid Settlements-Abatement	0	0	0	570,000
57493	Opioid Settlements-Subdivision	0	0	0	161,700
57494	Opioid Settlements-Bankruptcy Abatement	0	0	0	50,000
58000	Earning On Investments	0	0	0	8,000
	<b>SUBTOTAL REVENUES</b>	<b>0</b>	<b>0</b>	<b>0</b>	<b>789,700</b>
	<b>TOTAL</b>	<b>0</b>	<b>0</b>	<b>0</b>	<b>789,700</b>

<b>OPIOID REMEDIATION</b>					
CITY MANAGER			ACCOUNTING UNIT		
OPIOID REMEDIATION - CMO			11103010		
Account Code	LINE ITEM RESOURCES	ACTUAL FY 21-22	ACTUAL FY 22-23	ADOPTED FY 23-24	ADOPTED FY 24-25
62300	Contract Services-Professional	0	0	0	789,700
	<b>SUBTOTAL CONTRACTUALS</b>	<b>0</b>	<b>0</b>	<b>0</b>	<b>789,700</b>
69011	Reserve Appropriation	0	0	0	666,750
	<b>SUBTOTAL MISCELLANEOUS</b>	<b>0</b>	<b>0</b>	<b>0</b>	<b>666,750</b>
	<b>TOTAL</b>	<b>0</b>	<b>0</b>	<b>0</b>	<b>1,456,450</b>

**COVID-19 RESPONSE  
DEPARTMENT RESOURCE SUMMARY**

**CITY MANAGER**

ACTIVITIES		ACTUAL FY 21-22	ACTUAL FY 22-23	ADOPTED FY 23-24	ADOPTED FY 24-25
REVENUES					
52000	Federal Grant-Direct	0	1,685,467	0	0
	TOTAL REVENUES	0	1,685,467	0	0
EXPENDITURES					
17803011	HEALTH & EQUITY LITERACY	137,782	2,097,385	143,840	0
	TOTAL EXPENDITURES	137,782	2,097,385	143,840	0
OPERATING EXPENSES		ACTUAL FY 21-22	ACTUAL FY 22-23	ADOPTED FY 23-24	ADOPTED FY 24-25
61000	SALARIES & BENEFITS	55,212	62,764	140,140	0
62000	CONTRACTUALS	82,525	2,023,973	0	0
63000	COMMODITIES	45	10,648	0	0
65000	FIXED CHARGES	0	0	3,700	0
	<b>TOTAL</b>	<b>137,782</b>	<b>2,097,385</b>	<b>143,840</b>	<b>0</b>

COVID-19 RESPONSE					
CITY MANAGER		ACCOUNTING UNIT			
HEALTH & EQUITY LITERACY		17803002			
Account Code	LINE ITEM RESOURCES	ACTUAL FY 21-22	ACTUAL FY 22-23	ADOPTED FY 23-24	ADOPTED FY 24-25
52000	Federal Grant-Direct	0	1,685,467	0	0
	<b>SUBTOTAL REVENUES</b>	<b>0</b>	<b>1,685,467</b>	<b>0</b>	<b>0</b>
	<b>TOTAL</b>	<b>0</b>	<b>1,685,467</b>	<b>0</b>	<b>0</b>

COVID-19 RESPONSE					
CITY MANAGER				ACCOUNTING UNIT	
HEALTH & EQUITY LITERACY				17803011	
Account Code	LINE ITEM RESOURCES	ACTUAL FY 21-22	ACTUAL FY 22-23	ADOPTED FY 23-24	ADOPTED FY 24-25
61000	Salaries Regular	45,963	71,792	82,370	0
61020	Salaries Part-Time	0	221	0	0
61100	Retirement-Employer Normal Cost	5,390	(5,390)	10,340	0
61102	Retirement- Employer Unfunded- Miscellaneous	0	0	19,310	0
61120	Medicare Insurance	656	(656)	1,190	0
61130	Health Insurance	3,203	(3,203)	24,240	0
61180	Worker Compensation Insurance	0	0	2,690	0
	<b>SUBTOTAL SALARIES &amp; BENEFITS</b>	<b>55,212</b>	<b>62,764</b>	<b>140,140</b>	<b>0</b>
62300	Contract Services-Professional	82,525	2,023,973	0	0
	<b>SUBTOTAL CONTRACTUALS</b>	<b>82,525</b>	<b>2,023,973</b>	<b>0</b>	<b>0</b>
63001	Miscellaneous Operating Expenses	45	10,648	0	0
	<b>SUBTOTAL COMMODITIES</b>	<b>45</b>	<b>10,648</b>	<b>0</b>	<b>0</b>
65100	Insurance Charges	0	0	3,220	0
65105	Benefits Overhead	0	0	480	0
	<b>SUBTOTAL FIXED CHARGES</b>	<b>0</b>	<b>0</b>	<b>3,700</b>	<b>0</b>
	<b>TOTAL</b>	<b>137,782</b>	<b>2,097,385</b>	<b>143,840</b>	<b>0</b>

**American Rescue Plan Act  
DEPARTMENT RESOURCE SUMMARY**

**CITY MANAGER**

ACTIVITIES		ACTUAL FY 21-22	ACTUAL FY 22-23	ADOPTED FY 23-24	ADOPTED FY 24-25
EXPENDITURES					
18103013	ARPA - CMO	458,868	1,325,398	104,480	132,400
	TOTAL EXPENDITURES	458,868	1,325,398	104,480	132,400
OPERATING EXPENSES		ACTUAL FY 21-22	ACTUAL FY 22-23	ADOPTED FY 23-24	ADOPTED FY 24-25
61000	SALARIES & BENEFITS	67,322	23,895	91,540	124,770
62000	CONTRACTUALS	339,940	1,294,178	0	0
63000	COMMODITIES	50,795	2,276	0	0
65000	FIXED CHARGES	0	5,050	12,940	7,630
66000	CAPITAL	810	0	0	0
	<b>TOTAL</b>	<b>458,868</b>	<b>1,325,398</b>	<b>104,480</b>	<b>132,400</b>

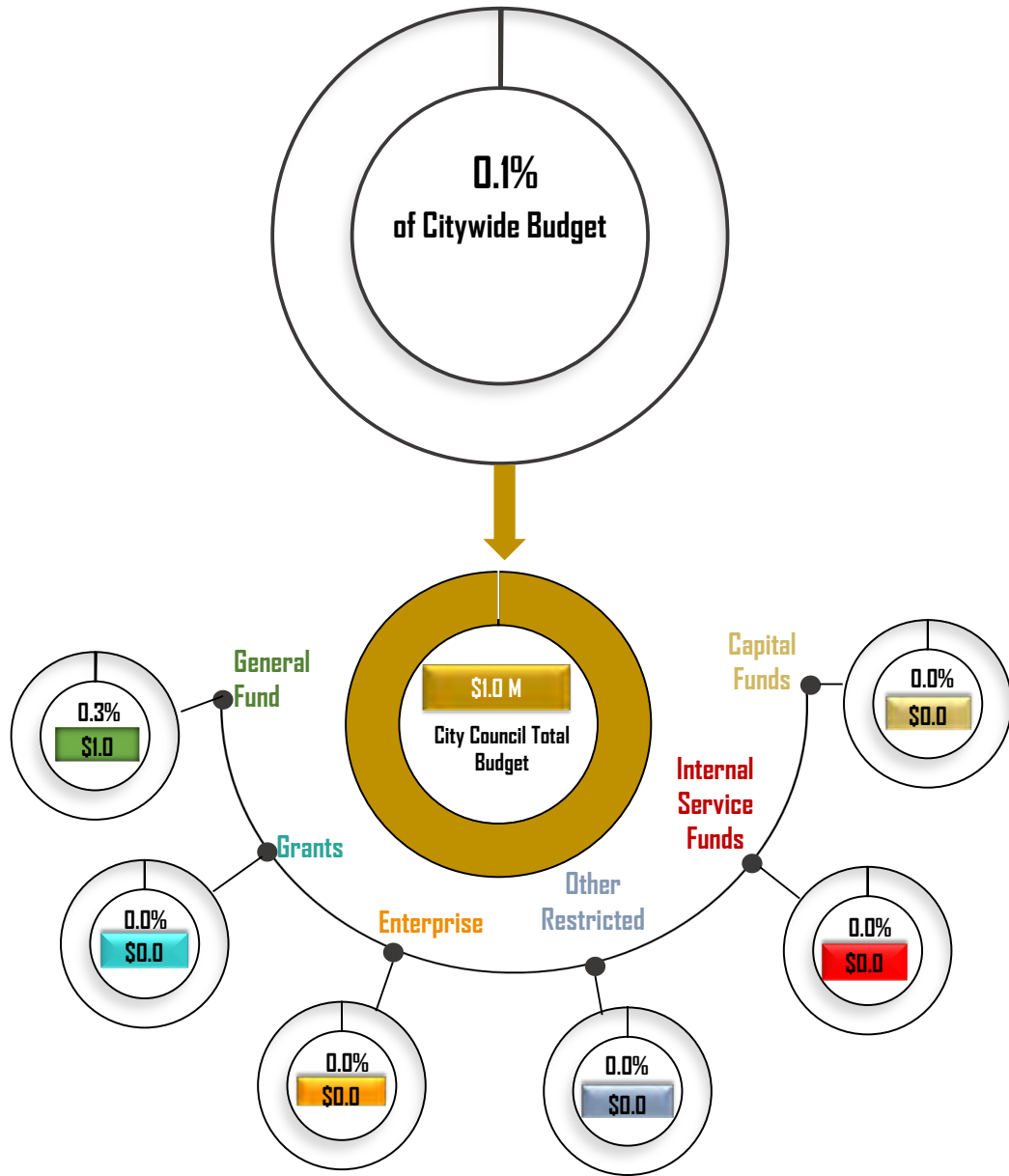


American Rescue Plan Act					
CITY MANAGER				ACCOUNTING UNIT	
ARPA - CMO				18103013	
Account Code	LINE ITEM RESOURCES	ACTUAL FY 21-22	ACTUAL FY 22-23	ADOPTED FY 23-24	ADOPTED FY 24-25
61000	Salaries Regular	47,539	(1,047)	73,170	84,300
61020	Salaries Part-Time	7,358	11,554	0	0
61040	Salaries Overtime	647	(556)	0	0
61100	Retirement-Employer Normal Cost	5,636	(378)	9,180	10,300
61102	Retirement- Employer Unfunded- Miscellaneous	0	12,190	0	14,690
61110	Part-Time Retirement	276	433	0	0
61120	Medicare Insurance	822	160	1,060	1,220
61130	Health Insurance	5,046	(2,002)	4,920	12,840
61170	Retiree Health Benefits	0	0	0	840
61180	Worker Compensation Insurance	0	3,541	3,210	580
	<b>SUBTOTAL SALARIES &amp; BENEFITS</b>	<b>67,322</b>	<b>23,895</b>	<b>91,540</b>	<b>124,770</b>
62300	Contract Services-Professional	339,940	1,294,178	0	0
	<b>SUBTOTAL CONTRACTUALS</b>	<b>339,940</b>	<b>1,294,178</b>	<b>0</b>	<b>0</b>
63001	Miscellaneous Operating Expenses	50,795	2,276	0	0
	<b>SUBTOTAL COMMODITIES</b>	<b>50,795</b>	<b>2,276</b>	<b>0</b>	<b>0</b>
65040	IT Maintenance Charge	0	0	8,530	5,940
65055	Communications- Landlines	0	0	0	830
65100	Insurance Charges	0	4,411	3,840	760
65105	Benefits Overhead	0	639	570	100
	<b>SUBTOTAL FIXED CHARGES</b>	<b>0</b>	<b>5,050</b>	<b>12,940</b>	<b>7,630</b>
66220	Improvements Other Than Building	810	0	0	0
	<b>SUBTOTAL CAPITAL</b>	<b>810</b>	<b>0</b>	<b>0</b>	<b>0</b>
	<b>TOTAL</b>	<b>458,868</b>	<b>1,325,398</b>	<b>104,480</b>	<b>132,400</b>

# City Council

**Departmental / Program Information**

FY 24 -25 Adopted Budget



# City Council

## EXPENDITURE

Fund	ACTUAL FY 21-22	ACTUAL FY 22-23	ADOPTED FY 23-24	ADOPTED FY 24-25
011 GENERAL FUND	528,335	839,595	1,021,070	1,043,970
<b>TOTAL EXPENDITURE</b>	<b>528,335</b>	<b>839,595</b>	<b>1,021,070</b>	<b>1,043,970</b>

<b>GENERAL FUND DEPARTMENT RESOURCE SUMMARY</b>				
<b>CITY COUNCIL</b>				
<b>ACTIVITIES</b>	<b>ACTUAL FY 21-22</b>	<b>ACTUAL FY 22-23</b>	<b>ADOPTED FY 23-24</b>	<b>ADOPTED FY 24-25</b>
<b>EXPENDITURES</b>				
01104012 CITY COUNCIL LEGISLATIVE	528,335	839,595	1,021,070	1,043,970
TOTAL EXPENDITURES	528,335	839,595	1,021,070	1,043,970
<b>OPERATING EXPENSES</b>	<b>ACTUAL FY 21-22</b>	<b>ACTUAL FY 22-23</b>	<b>ADOPTED FY 23-24</b>	<b>ADOPTED FY 24-25</b>
61000 SALARIES & BENEFITS	158,472	171,927	156,290	156,290
62000 CONTRACTUALS	282,024	460,787	766,300	781,300
63000 COMMODITIES	34,960	43,271	34,000	34,000
65000 FIXED CHARGES	52,880	63,610	64,480	72,380
66000 CAPITAL	0	100,000	0	0
<b>TOTAL</b>	<b>528,335</b>	<b>839,595</b>	<b>1,021,070</b>	<b>1,043,970</b>

<b>GENERAL FUND</b>					
<b>CITY COUNCIL</b>				<b>ACCOUNTING UNIT</b>	
<b>CITY COUNCIL LEGISLATIVE</b>				<b>01104012</b>	
<b>Account Code</b>	<b>LINE ITEM RESOURCES</b>	<b>ACTUAL FY 21-22</b>	<b>ACTUAL FY 22-23</b>	<b>ADOPTED FY 23-24</b>	<b>ADOPTED FY 24-25</b>
61020	Salaries Part-Time	83,963	85,500	84,000	84,000
61100	Retirement-Employer Normal Cost	3,679	4,089	7,940	7,940
61110	Part-Time Retirement	1,003	1,181	1,120	1,120
61120	Medicare Insurance	1,864	2,217	2,080	2,080
61130	Health Insurance	67,963	78,940	61,150	61,150
	<b>SUBTOTAL SALARIES &amp; BENEFITS</b>	<b>158,472</b>	<b>171,927</b>	<b>156,290</b>	<b>156,290</b>
62010	Communications	143	1,089	4,500	0
62120	Training, Transportation, Meetings	15,146	27,271	28,000	38,500
62140	Membership, Subscription & Dues	50,207	1,319	59,800	24,800
62300	Contract Services-Professional	156,948	231,568	196,700	240,700
62302	Contracted Vendor Personnel Services	0	147,649	420,000	420,000
62322	Maintenance & Repair Machinery	34	0	0	0
62600	Parking Validation	17,545	9,890	15,300	15,300
62700	Auto Expense	42,000	42,000	42,000	42,000
	<b>SUBTOTAL CONTRACTUALS</b>	<b>282,024</b>	<b>460,787</b>	<b>766,300</b>	<b>781,300</b>
63001	Miscellaneous Operating Expenses	24,227	30,469	20,000	20,000
63030	Legislative Community Events S	10,732	12,802	14,000	14,000
	<b>SUBTOTAL COMMODITIES</b>	<b>34,960</b>	<b>43,271</b>	<b>34,000</b>	<b>34,000</b>
65000	Building Rental	52,290	63,610	63,610	71,530
65105	Benefits Overhead	590	0	870	850
	<b>SUBTOTAL FIXED CHARGES</b>	<b>52,880</b>	<b>63,610</b>	<b>64,480</b>	<b>72,380</b>
66200	Buildings & Building Improvements	0	100,000	0	0
	<b>SUBTOTAL CAPITAL</b>	<b>0</b>	<b>100,000</b>	<b>0</b>	<b>0</b>
	<b>TOTAL</b>	<b>528,335</b>	<b>839,595</b>	<b>1,021,070</b>	<b>1,043,970</b>

# City Clerk's Office

**Departmental / Program Information**

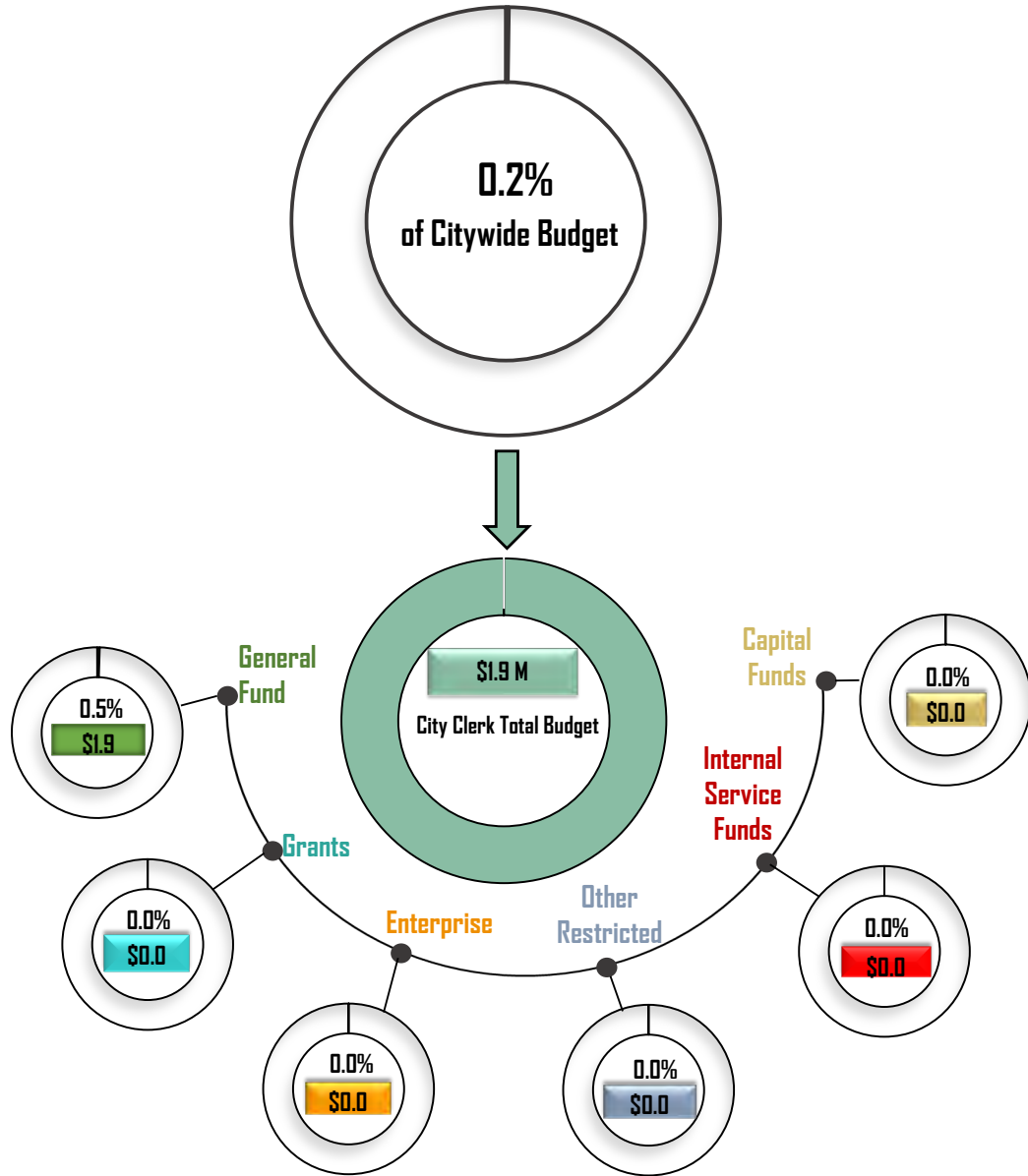
FY 24 -25 Adopted Budget

<b>City Clerk's Office Position Summary</b>			
<b>Authorized Personnel</b>	<b>Funded FY 23-24</b>	<b>Workforce Changes</b>	<b>Funded FY 24-25</b>
Assistant City Clerk (MM)	1		1
City Clerk (EM)	1		1
Executive Secretary (UC)	1		1
Senior Deputy City Clerk	2		2
Senior Office Assistant*	2		2
<b>Authorized Total</b>	<b>7</b>	<b>0</b>	<b>7</b>

\*Organizational Change in FY 23-24 Mid-Year Report Reso #2024-003

GENERAL FUND	7.00
<b>TOTAL FUNDED POSITIONS</b>	<b><u>7.00</u></b>





# City Clerk

## EXPENDITURE

Fund	ACTUAL FY 21-22	ACTUAL FY 22-23	ADOPTED FY 23-24	ADOPTED FY 24-25
011 GENERAL FUND	1,097,509	1,408,949	2,411,150	1,934,570
<b>TOTAL EXPENDITURE</b>	<b>1,097,509</b>	<b>1,408,949</b>	<b>2,411,150</b>	<b>1,934,570</b>

# City Clerk's Office

## Department Programs



### Administration

To provide management and coordination of department operations and public services, including customer service and notarizations.



### Legislative

To facilitate the legislative policy-making process and be consistent with the provisions of California's public meeting laws and the Public Records Act.



### Elections

To manage and conduct municipal elections comprising of seven elected officials, initiatives, recalls, referenda, ballot measures, charter amendments, and special elections.



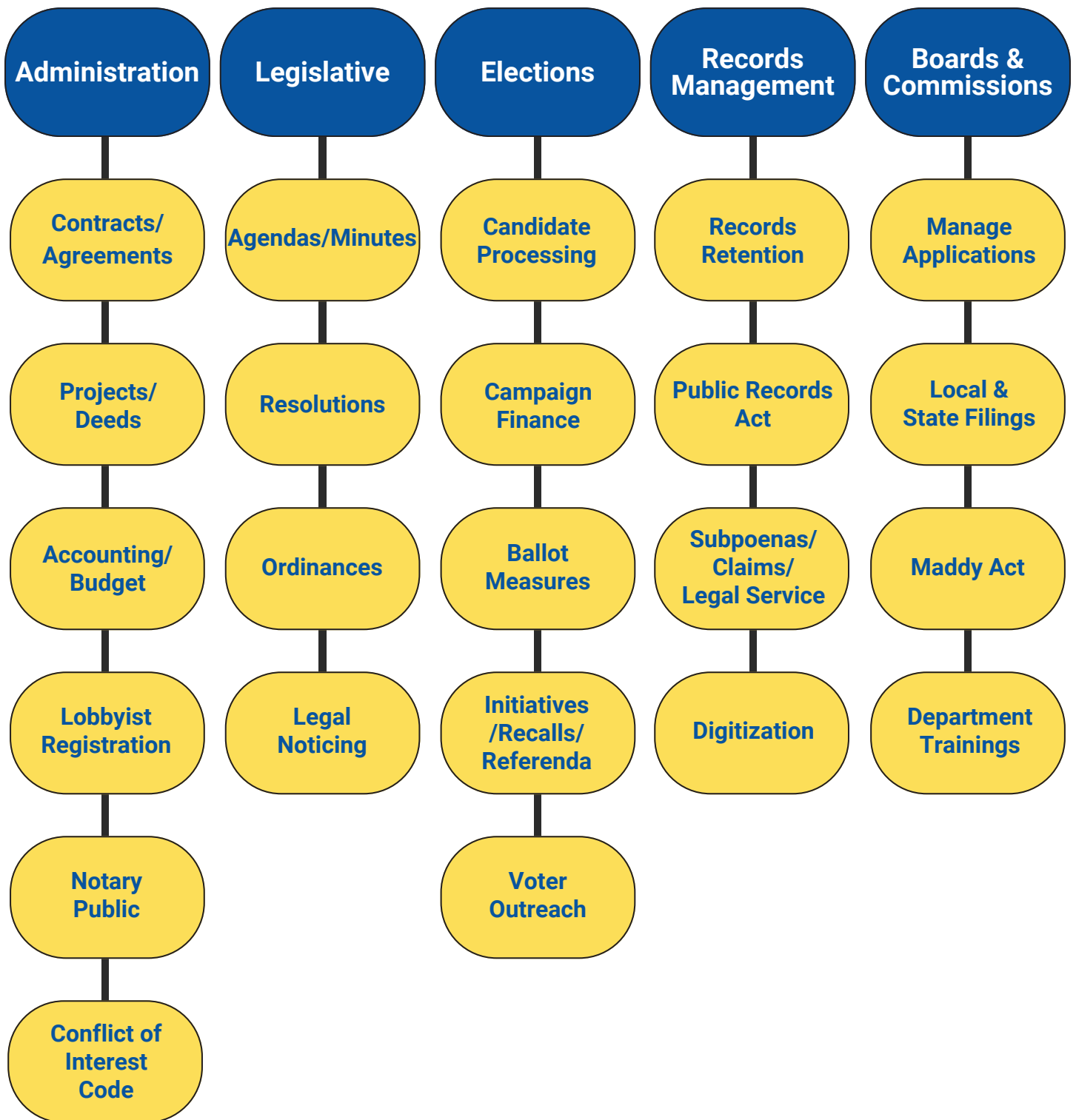
### Records Management

To serve as the City's official record-keeper and administer a citywide records management program including consistency and compliance with storage, retrieval, and destruction of City records in all formats and locations.



### Boards and Commissions

To maintain current appointments, vacancies, attendance reports, and state-mandated filings on various boards, commissions, and committees; provide training and best practices to department liaisons.



# Department Summary

The City Clerk's Office helps administer efficient government and is the designated local official responsible for the care of official records and documents of the City, maintaining legal and historical records and information, administering the democratic process by conducting local elections, acting as the compliance officer for various federal, state, and local laws, and ensuring transparency to the public.

The department's core functions include:

- Preparing the legislative agenda and minutes for City Council Meetings
- Acting as the election official when local candidates are elected or local measures are proposed
- Maintaining public records and searching for and satisfying requests and inquiries
- Keeping the public up to date on Board and Commission vacancies, appointments, and attendance

This department contributes to the City's strategic plan by providing efficient City services through streamlining processes, maintaining accurate and up-to-date records and policies, and implementing trainings and new programs.

## Accomplishments

- Recertification of NetFile, the electronic-filing system for Statements of Economic Interest (Form 700) and Campaign Disclosure Forms.
- Brought approval of City Council and Authority/Agency minutes current from a six-month backlog.
- Reduced PRA request response times by two days over prior FY.
- Administered and processed over 2,300 Public Record Act requests and over 600 subpoenas/summons/legal documents.
- Digitized over 124,000 pages of City records.
- Processed over 840 contracts/agreements.

# Strategic Priorities



### Financial Stability

Protect and enhance revenue streams while maintaining a healthy reserve balance to provide for the expenditure of funds in support of the long-term priorities of the City's strategic plan.



### Community Safety

Provide a safe environment for residents and visitors while reducing crime and addressing the impacts of homelessness on our quality of life.



### Modern Facilities & Infrastructure

Ensure maintenance and preservation of City facilities and roadways to better serve the population and visitors.








### Efficient City Services

Streamline the methods of providing services to help ensure doing business with the City is easier and more efficient.



### Economic Diversification & Expansion

Enhance economic vitality by growing revenue streams, attracting quality jobs, diverse businesses and desired amenities for residents.

Strategic Plan & Goals For FY 2024-25					
2024 General Municipal Election: Conduct the election consisting of the Mayoral seat, three (3) by-ward Councilmember seats, and multiple ballot measures (two (2) as of 6/04/2024); perform outreach to the community about the election process and what will be on the ballot.				X	
Conflict of Interest Code: Conduct comprehensive biennial review and update of the Code and designated positions.				X	
Boards and Commissions: Create and present training and guidance materials for department/agency boards and commissions liaisons and recording secretaries to implement best practices and consistency.				X	
Policies and Procedures: Revise/update/create policies and procedures to streamline operations, increase transparency, and provide consistency and accountability.				X	

# Key Performance Measures

Strategic Priority: Efficient City Services

Measure	5-Year Trajectory	FY 22-23 Annual	FY 23-24 Target	FY 24-25 Target
Time to Respond to Public Records Requests	Modest	<10 Calendar Days	<10 Calendar Days (<3 business days for Clerk-specific requests)	<10 Calendar Days (<3 business days for Clerk-specific requests)
Citywide records management (regular review and destruction of records)	Steady	Annually (varies by department)	Annually	Annually (citywide for all departments)
Develop election filing procedures	Significant	Under Development	Update Policy	Continual Improvement
Public Engagement Meetings	Significant	Continual Improvement	Continual Improvement	Continual Improvement
Implement Agenda Management System	Significant	Continual Improvement	Continual Improvement	Continual Improvement
Digitize records	Modest	<7 Days	<5 Business Days	<5 Business Days
Implement Lobbyist Registration and Reporting Program	Modest	N/A	Create Fees, Forms, and Implement Electronic Filing System	Full Implementation of Program

**GENERAL FUND  
DEPARTMENT RESOURCE SUMMARY**

**CITY CLERK**

<b>ACTIVITIES</b>		<b>ACTUAL FY 21-22</b>	<b>ACTUAL FY 22-23</b>	<b>ADOPTED FY 23-24</b>	<b>ADOPTED FY 24-25</b>
<b>EXPENDITURES</b>					
01107017	CITY CLERK- SERVICE ENHANCEMENT	207,147	159,056	201,440	240,350
01107031	CITY CLERK- ADMIN	890,361	1,249,893	2,209,710	1,694,220
	<b>TOTAL EXPENDITURES</b>	<b>1,097,509</b>	<b>1,408,949</b>	<b>2,411,150</b>	<b>1,934,570</b>
<b>OPERATING EXPENSES</b>		<b>ACTUAL FY 21-22</b>	<b>ACTUAL FY 22-23</b>	<b>ADOPTED FY 23-24</b>	<b>ADOPTED FY 24-25</b>
61000	SALARIES & BENEFITS	695,394	654,402	961,840	1,014,020
62000	CONTRACTUALS	279,654	619,452	1,283,160	750,500
63000	COMMODITIES	17,221	9,445	22,700	22,700
65000	FIXED CHARGES	105,240	125,651	143,450	146,460
66000	CAPITAL	0	0	0	890
	<b>TOTAL</b>	<b>1,097,509</b>	<b>1,408,949</b>	<b>2,411,150</b>	<b>1,934,570</b>



<b>GENERAL FUND</b>					
<b>CITY CLERK</b>				<b>ACCOUNTING UNIT</b>	
<b>CITY CLERK- SERVICE ENHANCEMENT</b>				<b>01107017</b>	
<b>Account Code</b>	<b>LINE ITEM RESOURCES</b>	<b>ACTUAL FY 21-22</b>	<b>ACTUAL FY 22-23</b>	<b>ADOPTED FY 23-24</b>	<b>ADOPTED FY 24-25</b>
61000	Salaries Regular	0	27,311	70,510	105,290
61020	Salaries Part-Time	576	0	0	0
61040	Salaries Overtime	811	1,817	0	0
61100	Retirement-Employer Normal Cost	0	724	8,850	4,420
61110	Part-Time Retirement	22	0	0	0
61120	Medicare Insurance	8	343	1,020	1,520
61130	Health Insurance	0	5,044	24,120	26,640
61170	Retiree Health Benefits	0	0	0	970
61180	Worker Compensation Insurance	0	1,286	30	1,530
	<b>SUBTOTAL SALARIES &amp; BENEFITS</b>	<b>1,417</b>	<b>36,527</b>	<b>104,530</b>	<b>140,370</b>
62010	Communications	0	0	1,150	0
62200	Advertising	29,204	24,250	0	0
62300	Contract Services-Professional	171,485	94,101	90,000	90,000
	<b>SUBTOTAL CONTRACTUALS</b>	<b>200,690</b>	<b>118,352</b>	<b>91,150</b>	<b>90,000</b>
63001	Miscellaneous Operating Expenses	5,041	1,436	0	0
	<b>SUBTOTAL COMMODITIES</b>	<b>5,041</b>	<b>1,436</b>	<b>0</b>	<b>0</b>
65040	IT Maintenance Charge	0	0	5,690	5,940
65055	Communications- Landlines	0	0	0	830
65100	Insurance Charges	0	2,510	60	2,940
65105	Benefits Overhead	0	232	10	270
	<b>SUBTOTAL FIXED CHARGES</b>	<b>0</b>	<b>2,742</b>	<b>5,760</b>	<b>9,980</b>
	<b>TOTAL</b>	<b>207,147</b>	<b>159,056</b>	<b>201,440</b>	<b>240,350</b>

<b>GENERAL FUND</b>					
<b>CITY CLERK</b>				<b>ACCOUNTING UNIT</b>	
<b>CITY CLERK- ADMIN</b>				<b>01107031</b>	
<b>Account Code</b>	<b>LINE ITEM RESOURCES</b>	<b>ACTUAL FY 21-22</b>	<b>ACTUAL FY 22-23</b>	<b>ADOPTED FY 23-24</b>	<b>ADOPTED FY 24-25</b>
61000	Salaries Regular	520,506	334,775	552,590	602,880
61010	Salaries Cash Out/Separation	0	99,032	3,780	0
61020	Salaries Part-Time	22,248	54,498	58,440	37,820
61040	Salaries Overtime	689	3,932	7,000	7,000
61100	Retirement-Employer Normal Cost	27,798	17,608	47,240	55,500
61110	Part-Time Retirement	834	1,981	2,130	1,420
61120	Medicare Insurance	8,032	7,182	8,810	9,020
61130	Health Insurance	86,399	73,890	142,440	132,480
61170	Retiree Health Benefits	3,522	1,070	2,930	5,680
61180	Worker Compensation Insurance	23,950	23,907	31,950	21,850
	<b>SUBTOTAL SALARIES &amp; BENEFITS</b>	<b>693,977</b>	<b>617,875</b>	<b>857,310</b>	<b>873,650</b>
62010	Communications	5,578	7,302	9,000	5,490
62120	Training, Transportation, Meetings	3,337	1,572	4,100	6,000
62123	Meals	8,024	6,982	8,000	8,000
62131	SAMA Wellness and Fitness Program Reimbursements	0	0	0	600
62140	Membership, Subscription & Dues	1,105	515	2,700	2,700
62200	Advertising	821	449	3,500	3,500
62300	Contract Services-Professional	49,324	456,751	1,151,210	593,210
62600	Parking Validation	4,775	25,029	7,500	35,000
62700	Auto Expense	6,000	2,500	6,000	6,000
	<b>SUBTOTAL CONTRACTUALS</b>	<b>78,964</b>	<b>501,100</b>	<b>1,192,010</b>	<b>660,500</b>
63001	Miscellaneous Operating Expenses	12,180	8,009	22,700	22,700
	<b>SUBTOTAL COMMODITIES</b>	<b>12,180</b>	<b>8,009</b>	<b>22,700</b>	<b>22,700</b>
65000	Building Rental	31,680	38,530	38,530	43,330
65040	IT Maintenance Charge	34,550	33,460	34,130	41,560
65055	Communications- Landlines	0	0	0	5,790
65100	Insurance Charges	35,420	46,608	59,400	41,930
65105	Benefits Overhead	1,910	4,311	5,630	3,870
65210	Delivery Charges	1,680	0	0	0
	<b>SUBTOTAL FIXED CHARGES</b>	<b>105,240</b>	<b>122,909</b>	<b>137,690</b>	<b>136,480</b>
66511	Computer Software Subscriptions	0	0	0	890
	<b>SUBTOTAL CAPITAL</b>	<b>0</b>	<b>0</b>	<b>0</b>	<b>890</b>
	<b>TOTAL</b>	<b>890,361</b>	<b>1,249,893</b>	<b>2,209,710</b>	<b>1,694,220</b>



# City Attorney's Office

**Departmental / Program Information**

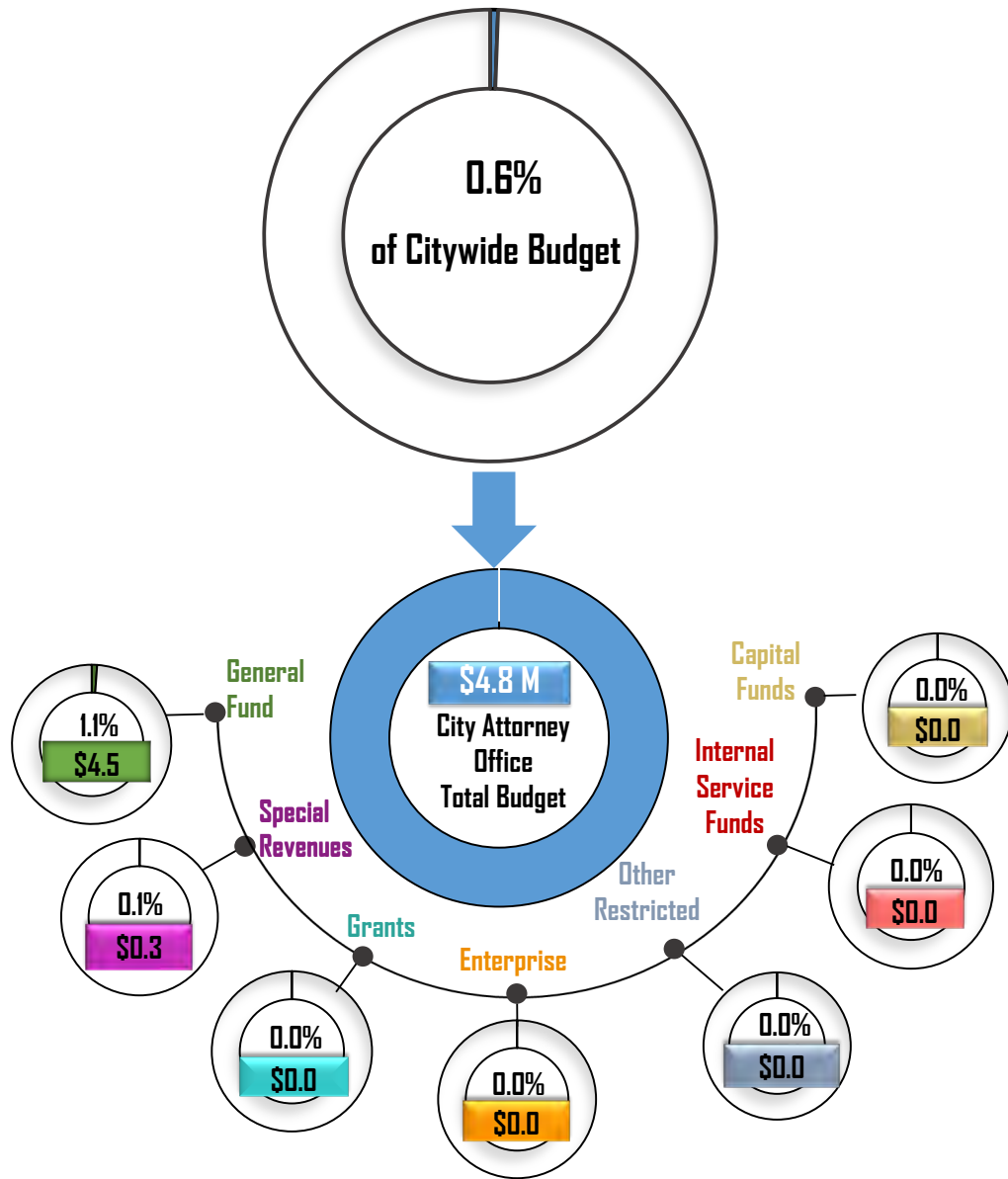
FY 24 -25 Adopted Budget



<b>City Attorney's Office Position Summary</b>			
<b>Authorized Personnel</b>	<b>Funded FY 23-24</b>	<b>Workforce Changes</b>	<b>Funded FY 24-25</b>
Assistant City Attorney (Excepted) (MM)	5		5
Chief Assistant City Attorney (Excepted) (MM)	1		1
Chief Assistant City Attorney-Employee Relations (Excepted) (CMM)	1		1
City Attorney (EM)	1		1
City Attorney's Office Executive Legal Assistant (Excepted) (AM)	0	1	1
Deputy City Attorney (Excepted) (MM)	3		3
Executive Secretary (UC)	1	(1)	0
Management Analyst – Police Oversight Commission (Excepted) (UC)*	1		1
Paralegal (Excepted) (UC)	3		3
Senior Assistant City Attorney (Excepted) (MM)	1	1	2
Senior Assistant City Attorney-Employee Relations (Excepted) (CMM)	2	(1)	1
Senior Legal Management Analyst (Excepted) (AM)	0	1	1
Senior Paralegal (Excepted) (UC)	3		3
<b>Authorized Total</b>	<b>22</b>	<b>1</b>	<b>23</b>

\*Position(s) added in FY 23-24 First Quarter Report Reso #2023-067

GENERAL FUND	17.00
CANNABIS PUBLIC BENEFIT FUND	1.00
INTERNAL SERVICE FUND	1.00
OTHER RESTRICTED FUND	4.00
<b>TOTAL FUNDED POSITIONS</b>	<b>23.00</b>



# City Attorney

## EXPENDITURE

Fund	ACTUAL FY 21-22	ACTUAL FY 22-23	ADOPTED FY 23-24	ADOPTED FY 24-25
011 GENERAL FUND	2,416,731	2,981,755	4,365,880	4,500,350
012 CANNABIS PUBLIC BENEFIT	448,363	514,854	553,080	285,740
181 American Rescue Plan Act	10,917	14,223	-	-
<b>TOTAL EXPENDITURE</b>	<b>2,876,011</b>	<b>3,510,832</b>	<b>4,918,960</b>	<b>4,786,090</b>

# City Attorney's Office

## Department Programs



### Administration

Operations, budget, technology, training and development, human resources and systems management



### Transactional

Provides both advisory and transactional services to all City departments. Staffing for certain Boards and Commissions. Prepares agreements, resolutions and ordinances. Provides legal advice to all City departments and special litigation services including CEQA, elections matters, and eminent domain.



### General Counsel

Provides a wide range of legal services to the Police Department, Risk Management and Code Enforcement. Manages all of the SAMC prosecutions and civil litigation for the City. Oversees receivership and nuisance abatement actions.



### Police Advisory

Provides legal support and advice to the Senior Management Team. Manages outside police litigation matters. Provides legal advice regarding public records, subpoenas, criminal discovery, and department policies/procedures.



### Rent Stabilization

Provides support for the administration and enforcement of the City's Rent Stabilization and Just Cause Eviction Ordinances.





# Department Summary

The City Attorney's vision is to strive to always serve as effective advocates for our client's interests, in court and elsewhere. We seek to be a value-added resource that understands our client's needs and offers viable result-oriented solutions to both commonplace and intractable problems. Our department's core divisions include:

- Administration;
- Transactional;
- General Counsel;
- Police Advisory; and
- Rent Stabilization.

The City Attorney's Office contributes to the City's Strategic Plan by supporting the City Council and all City departments and agencies to provide their core services within the confines of the law with an eye towards the goals of modernization, transparency, and efficiency.

This is executed by adhering to our code values of:

- Integrity;
- Professionalism; and
- Respect.

# Accomplishments

- Responded to 1,410 requests for legal service (as of April 19th).
- Defended in-house 80 litigation matters brought against the City and its employees. Initiated 6 nuisance abatement and eminent domain matters.
- Managed an additional 37 litigation matters assigned to outside counsel.
- Provided legal advice to all City departments and agencies including implementation of RSJCEO, development projects, public construction projects, police operations and implementation of City Council policies.
- Assisted with preparation of ballot measures for November 2024 election.

**GENERAL FUND  
DEPARTMENT RESOURCE SUMMARY**

**CITY ATTORNEY**

<b>ACTIVITIES</b>		<b>ACTUAL FY 21-22</b>	<b>ACTUAL FY 22-23</b>	<b>ADOPTED FY 23-24</b>	<b>ADOPTED FY 24-25</b>
<b>EXPENDITURES</b>					
01108017	CAO - SERVICE ENHANCEMENT	0	0	206,190	224,120
01108032	CITY ATTORNEY	2,416,731	2,981,755	4,159,690	4,276,230
	<b>TOTAL EXPENDITURES</b>	<b>2,416,731</b>	<b>2,981,755</b>	<b>4,365,880</b>	<b>4,500,350</b>
<b>OPERATING EXPENSES</b>		<b>ACTUAL FY 21-22</b>	<b>ACTUAL FY 22-23</b>	<b>ADOPTED FY 23-24</b>	<b>ADOPTED FY 24-25</b>
61000	SALARIES & BENEFITS	1,591,014	1,818,869	2,630,790	2,966,790
62000	CONTRACTUALS	513,913	813,749	1,060,710	1,046,490
63000	COMMODITIES	14,318	20,707	311,210	40,000
65000	FIXED CHARGES	294,940	323,990	321,830	366,940
66000	CAPITAL	2,545	4,440	41,340	80,130
	<b>TOTAL</b>	<b>2,416,731</b>	<b>2,981,755</b>	<b>4,365,880</b>	<b>4,500,350</b>

<b>GENERAL FUND</b>					
<b>CITY ATTORNEY</b>				<b>ACCOUNTING UNIT</b>	
<b>CAO - SERVICE ENHANCEMENT</b>				<b>01108017</b>	
<b>Account Code</b>	<b>LINE ITEM RESOURCES</b>	<b>ACTUAL FY 21-22</b>	<b>ACTUAL FY 22-23</b>	<b>ADOPTED FY 23-24</b>	<b>ADOPTED FY 24-25</b>
61000	Salaries Regular	0	0	151,530	165,580
61100	Retirement-Employer Normal Cost	0	0	19,020	20,230
61120	Medicare Insurance	0	0	2,200	2,400
61130	Health Insurance	0	0	25,080	27,480
61170	Retiree Health Benefits	0	0	1,520	1,660
	<b>SUBTOTAL SALARIES &amp; BENEFITS</b>	<b>0</b>	<b>0</b>	<b>199,350</b>	<b>217,350</b>
62010	Communications	0	0	1,150	0
	<b>SUBTOTAL CONTRACTUALS</b>	<b>0</b>	<b>0</b>	<b>1,150</b>	<b>0</b>
65040	IT Maintenance Charge	0	0	5,690	5,940
65055	Communications- Landlines	0	0	0	830
	<b>SUBTOTAL FIXED CHARGES</b>	<b>0</b>	<b>0</b>	<b>5,690</b>	<b>6,770</b>
	<b>TOTAL</b>	<b>0</b>	<b>0</b>	<b>206,190</b>	<b>224,120</b>

GENERAL FUND					
CITY ATTORNEY				ACCOUNTING UNIT	
CITY ATTORNEY				01108032	
Account Code	LINE ITEM RESOURCES	ACTUAL FY 21-22	ACTUAL FY 22-23	ADOPTED FY 23-24	ADOPTED FY 24-25
61000	Salaries Regular	1,238,056	1,358,858	1,844,030	2,061,700
61010	Salaries Cash Out/Separation	0	67,292	0	0
61020	Salaries Part-Time	1,848	4,925	5,000	5,000
61040	Salaries Overtime	257	377	500	500
61100	Retirement-Employer Normal Cost	107,345	115,681	197,690	231,560
61102	Retirement- Employer Unfunded- Miscellaneous	0	0	750	790
61110	Part-Time Retirement	69	185	0	0
61120	Medicare Insurance	18,204	19,164	24,990	29,860
61130	Health Insurance	135,648	154,250	265,860	319,230
61170	Retiree Health Benefits	9,166	10,731	13,200	20,430
61180	Worker Compensation Insurance	80,420	87,408	79,420	80,370
	<b>SUBTOTAL SALARIES &amp; BENEFITS</b>	<b>1,591,014</b>	<b>1,818,869</b>	<b>2,431,440</b>	<b>2,749,440</b>
62010	Communications	25,094	21,720	31,300	22,870
62120	Training, Transportation, Meetings	5,489	2,495	10,000	10,000
62131	SAMA Wellness and Fitness Program Reimbursements	300	300	1,000	1,000
62140	Membership, Subscription & Dues	6,000	6,890	12,000	12,000
62300	Contract Services-Professional	464,272	767,281	987,260	602,620
62302	Contracted Vendor Personnel Services	0	0	5,000	385,000
62600	Parking Validation	12,758	15,064	13,000	13,000
	<b>SUBTOTAL CONTRACTUALS</b>	<b>513,913</b>	<b>813,749</b>	<b>1,059,560</b>	<b>1,046,490</b>
63001	Miscellaneous Operating Expenses	14,318	20,707	40,000	40,000
63010	Furniture & Office Equipment	0	0	271,210	0
	<b>SUBTOTAL COMMODITIES</b>	<b>14,318</b>	<b>20,707</b>	<b>311,210</b>	<b>40,000</b>
65000	Building Rental	118,910	144,630	144,630	162,640
65040	IT Maintenance Charge	71,970	64,140	71,110	74,210
65055	Communications- Landlines	0	0	0	10,330
65100	Insurance Charges	98,510	100,652	87,440	99,340
65105	Benefits Overhead	4,170	14,568	12,960	13,650
65210	Delivery Charges	1,380	0	0	0
	<b>SUBTOTAL FIXED CHARGES</b>	<b>294,940</b>	<b>323,990</b>	<b>316,140</b>	<b>360,170</b>
66510	Computer Software	0	4,440	2,000	0
66511	Computer Software Subscriptions	0	0	39,340	80,130
66600	Books Records Video	2,545	0	0	0
	<b>SUBTOTAL CAPITAL</b>	<b>2,545</b>	<b>4,440</b>	<b>41,340</b>	<b>80,130</b>
	<b>TOTAL</b>	<b>2,416,731</b>	<b>2,981,755</b>	<b>4,159,690</b>	<b>4,276,230</b>

**CANNABIS PUBLIC BENEFIT  
DEPARTMENT RESOURCE SUMMARY**

**CITY ATTORNEY**

<b>ACTIVITIES</b>		<b>ACTUAL FY 21-22</b>	<b>ACTUAL FY 22-23</b>	<b>ADOPTED FY 23-24</b>	<b>ADOPTED FY 24-25</b>
EXPENDITURES					
01208010	CITY ATTORNEY ENFORCEMENT SERVICES	448,363	514,854	553,080	285,740
	TOTAL EXPENDITURES	448,363	514,854	553,080	285,740
<b>OPERATING EXPENSES</b>		<b>ACTUAL FY 21-22</b>	<b>ACTUAL FY 22-23</b>	<b>ADOPTED FY 23-24</b>	<b>ADOPTED FY 24-25</b>
61000	SALARIES & BENEFITS	432,803	479,109	220,570	249,060
62000	CONTRACTUALS	0	0	300,000	0
65000	FIXED CHARGES	15,560	35,745	32,510	36,680
	<b>TOTAL</b>	<b>448,363</b>	<b>514,854</b>	<b>553,080</b>	<b>285,740</b>

<b>CANNABIS PUBLIC BENEFIT</b>					
<b>CITY ATTORNEY</b>				<b>ACCOUNTING UNIT</b>	
<b>CITY ATTORNEY ENFORCEMENT SERVICES</b>				<b>01208010</b>	
<b>Account Code</b>	<b>LINE ITEM RESOURCES</b>	<b>ACTUAL FY 21-22</b>	<b>ACTUAL FY 22-23</b>	<b>ADOPTED FY 23-24</b>	<b>ADOPTED FY 24-25</b>
61000	Salaries Regular	333,678	363,299	151,530	174,680
61100	Retirement-Employer Normal Cost	35,769	34,841	19,020	21,350
61120	Medicare Insurance	4,725	4,987	2,200	2,530
61130	Health Insurance	48,856	49,668	25,080	27,480
61170	Retiree Health Benefits	2,366	3,430	1,520	1,750
61180	Worker Compensation Insurance	7,410	22,884	21,220	21,270
	<b>SUBTOTAL SALARIES &amp; BENEFITS</b>	<b>432,803</b>	<b>479,109</b>	<b>220,570</b>	<b>249,060</b>
62300	Contract Services-Professional	0	0	300,000	0
	<b>SUBTOTAL CONTRACTUALS</b>	<b>0</b>	<b>0</b>	<b>300,000</b>	<b>0</b>
65040	IT Maintenance Charge	5,760	5,580	5,690	5,940
65055	Communications- Landlines	0	0	0	830
65100	Insurance Charges	9,080	26,351	23,360	26,300
65105	Benefits Overhead	410	3,814	3,460	3,610
65210	Delivery Charges	310	0	0	0
	<b>SUBTOTAL FIXED CHARGES</b>	<b>15,560</b>	<b>35,745</b>	<b>32,510</b>	<b>36,680</b>
	<b>TOTAL</b>	<b>448,363</b>	<b>514,854</b>	<b>553,080</b>	<b>285,740</b>

**American Rescue Plan Act  
DEPARTMENT RESOURCE SUMMARY**

**CITY ATTORNEY**

<b>ACTIVITIES</b>		<b>ACTUAL FY 21-22</b>	<b>ACTUAL FY 22-23</b>	<b>ADOPTED FY 23-24</b>	<b>ADOPTED FY 24-25</b>
EXPENDITURES					
18108013	ARPA-CAO	0	14,223	0	0
	TOTAL EXPENDITURES	0	14,223	0	0
<b>OPERATING EXPENSES</b>		<b>ACTUAL FY 21-22</b>	<b>ACTUAL FY 22-23</b>	<b>ADOPTED FY 23-24</b>	<b>ADOPTED FY 24-25</b>
61000	SALARIES & BENEFITS	0	13,465	0	0
65000	FIXED CHARGES	0	758	0	0
	<b>TOTAL</b>	<b>0</b>	<b>14,223</b>	<b>0</b>	<b>0</b>

American Rescue Plan Act					
CITY ATTORNEY				ACCOUNTING UNIT	
ARPA-CAO				18108013	
Account Code	LINE ITEM RESOURCES	ACTUAL FY 21-22	ACTUAL FY 22-23	ADOPTED FY 23-24	ADOPTED FY 24-25
61000	Salaries Regular	0	8,698	0	0
61100	Retirement-Employer Normal Cost	0	656	0	0
61102	Retirement- Employer Unfunded- Miscellaneous	0	1,522	0	0
61120	Medicare Insurance	0	229	0	0
61130	Health Insurance	0	1,785	0	0
61180	Worker Compensation Insurance	0	575	0	0
	<b>SUBTOTAL SALARIES &amp; BENEFITS</b>	<b>0</b>	<b>13,465</b>	<b>0</b>	<b>0</b>
65100	Insurance Charges	0	662	0	0
65105	Benefits Overhead	0	96	0	0
	<b>SUBTOTAL FIXED CHARGES</b>	<b>0</b>	<b>758</b>	<b>0</b>	<b>0</b>
	<b>TOTAL</b>	<b>0</b>	<b>14,223</b>	<b>0</b>	<b>0</b>



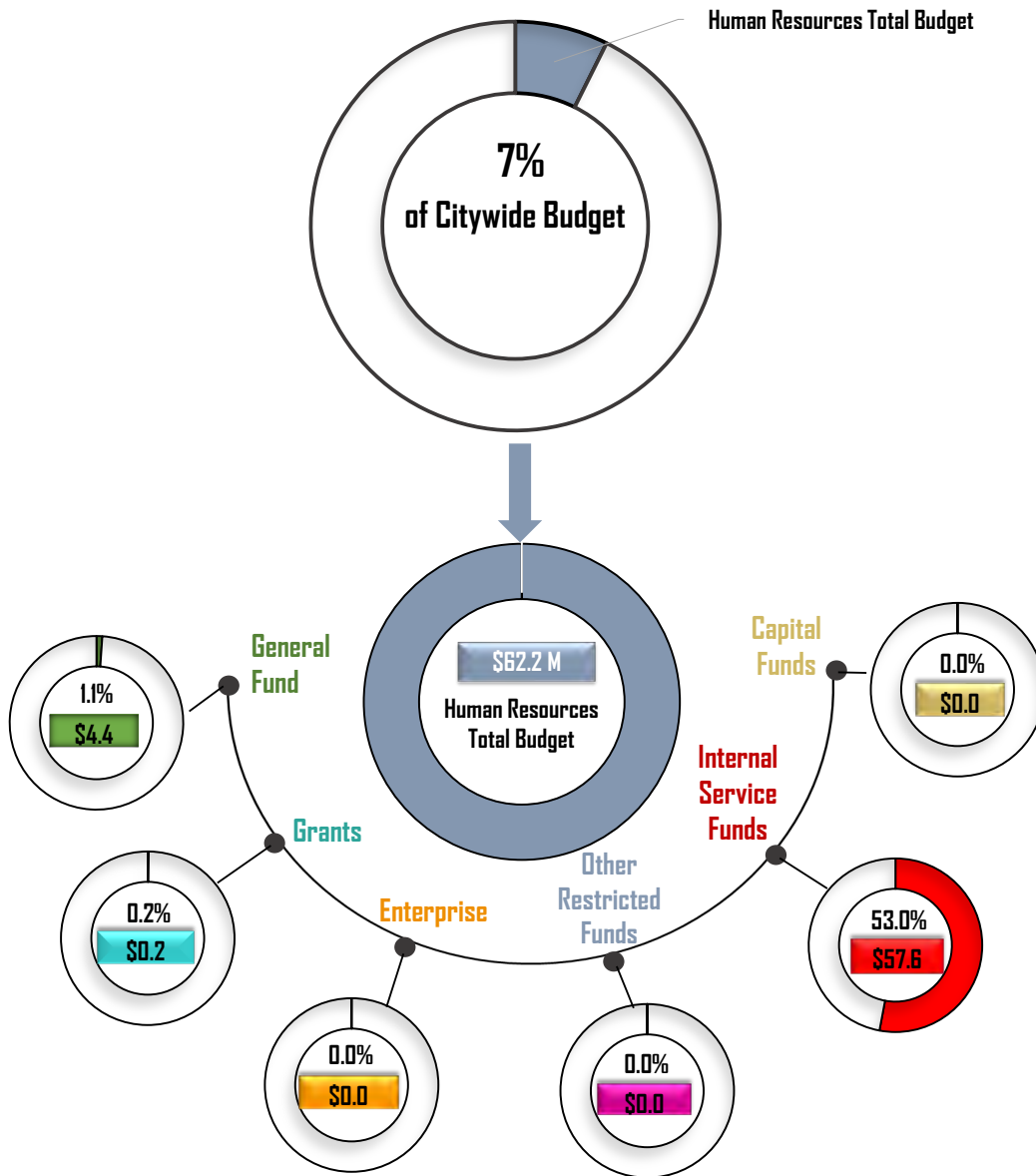
# Human Resources

**Departmental / Program Information**

FY 24 -25 Adopted Budget

Human Resources Position Summary			
Authorized Personnel	Funded FY 23-24	Workforce Changes	Funded FY 24-25
Benefits and Compensation Manager (MM)	1		1
Employee Relations Analyst (UCE)	2		2
Employee Relations Manager (CMM)	1		1
Executive Director of Human Resources (EM)	1		1
Executive Secretary – Human Resources (UCE)	1		1
Human Resources Analyst (UC)	5	(1)	4
Human Resources Operations Manager (CMM)	1		1
Human Resources Technician (UC)	4		4
Organizational Development and Training Manager (MM)	1		1
Payroll Systems Analyst (UC)	1		1
Principal Employee Relations Analyst (CAM)	1		1
Principal Human Resources Analyst (AM)	2		2
Risk Management Analyst (UC)	2		2
Risk Management Assistant (UC)	1		1
Risk Management Specialist (UC)	1		1
Risk Management Supervisor (AM)	1		1
Risk Manager (MM)	1		1
Safety Administrator (MM)	1		1
Senior Employee Relations Analyst (CAM)	1		1
Senior Human Resources Analyst (AM)	2		2
Senior Organizational Development and Training Analyst (AM)	1		1
<b>Authorized Total</b>	<b>32</b>	<b>(1)</b>	<b>31</b>

GENERAL FUND	16.95
INTERNAL SERVICE FUND	13.60
FEDERAL/STATE GRANTS	0.45
<b>TOTAL FUNDED POSITIONS</b>	<b>31.00</b>



# Human Resources

## REVENUE

Fund	ACTUAL FY 21-22	ACTUAL FY 22-23	ADOPTED FY 23-24	ADOPTED FY 24-25
080 LIABILITY AND PROPERTY INS FND	12,324,851	15,472,736	15,797,840	16,501,950
081 EMPLOYEE GROUP INSURANCE	30,155,870	30,358,246	29,208,840	31,603,100
082 WORKERS COMPENSATION FUND	8,670,519	10,248,505	10,134,080	10,039,980
<b>TOTAL REVENUE</b>	<b>51,151,240</b>	<b>56,079,487</b>	<b>55,140,760</b>	<b>58,145,030</b>

## EXPENDITURE

Fund	ACTUAL FY 21-22	ACTUAL FY 22-23	ADOPTED FY 23-24	ADOPTED FY 24-25
011 GENERAL FUND	2,978,080	3,616,201	4,283,540	4,393,370
031 AIR QUALITY IMPR. (AB 2766)	101,389	96,808	150,350	156,300
080 LIABILITY AND PROPERTY INS FND	15,048,166	17,198,276	15,953,400	16,501,950
081 EMPLOYEE GROUP INSURANCE	28,911,336	29,156,118	29,864,630	31,100,470
082 WORKERS COMPENSATION FUND	8,636,804	9,464,883	10,036,980	10,037,640
088 QUALITY SERVICE TRAINING	79,537	190,010	-	-
181 American Rescue Plan Act	60,896	5,342	129,880	-
<b>TOTAL EXPENDITURE</b>	<b>55,816,208</b>	<b>59,727,638</b>	<b>60,418,780</b>	<b>62,189,730</b>

# Human Resources Department

## Department Programs



### Administration

Provides strategic leadership and support to the five (5) divisions of the department, while establishing priorities and ensuring excellent service delivery.



### Employee Relations

Provides strategic planning, expert advice and policy regarding the prevention and resolution of labor and employment issues, including investigation and resolution of Equal Employment Opportunity Commission (EEOC) and Department of Fair Employment and Housing (DFEH) investigations. Maintains a comprehensive personnel system with accurate and relevant classification titles and specifications, and competitive compensation to preserve and cultivate a professional workforce.



### Human Resources Operations

Attracts and hires qualified employees using progressive recruitment and selection techniques. Provides comprehensive health benefits, including medical, dental, vision, and life and disability programs. Coordinates a wellness program, encouraging participation in a variety of programs designed to improve employee health and reduce employer costs to the health plans to ensure attraction and retention of qualified employees.



### Risk Management

Protects the City's assets and resources from loss, and keep employees safe through a comprehensive industrial safety program. Prevention programs include employee safety training, hazard identification and risk control.



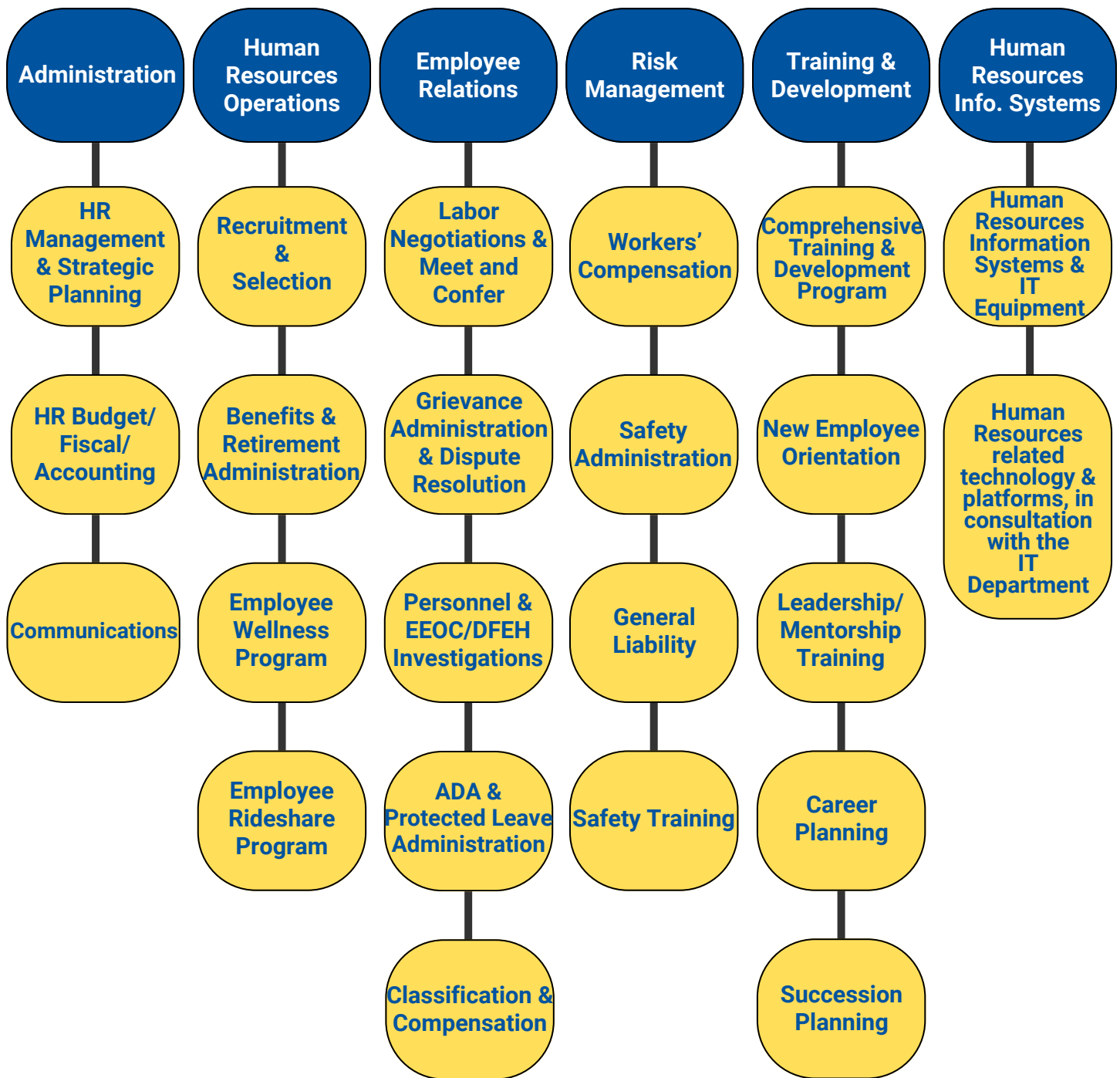
### Training & Organization Development

Provides employee development and training opportunities to enhance employees' abilities to meet the competencies and organizational skills necessary to fulfill their work responsibilities and individual departments' goals and objectives.



### Human Resources Information Systems

Maintains the Human Resources Information Systems, ensuring accuracy, integrity and completeness of data and delivering high quality and timely services.



# Department Summary

The Human Resources Department, through strategic partnerships, takes a leadership role by recruiting and developing a talented workforce, ensuring a safe and healthy work environment, and delivering highly responsive professional expertise and services using innovative and transparent approaches with professional integrity.

The Human Resources Department has five divisions, which provide human resources services across all City Departments, to ~1,200 full-time and ~427 part-time employees. The major functions of the Human Resources Department include but are not limited to:

- Benefits and Wellness Administration
- Classification and Compensation
- Employee and Labor Relations
- Employee Rideshare Program
- Leave (ADA, FMLA, Military, etc.) Administration
- Organizational Development and Training
- Recruitment and Selection
- Risk Management and Workers' Compensation

## Accomplishments

- Completed MOUs with Police Officers Association (POA) and Confidential Association of Santa Ana (CASA).
- Added leadership training for all employees and Employee Relations Academy for Managers.
- Revived cost recovery efforts for City property.
- Initiated regular meetings with labor groups in order to improve relationships.

# Strategic Priorities



### Financial Stability

Protect and enhance revenue streams while maintaining a healthy reserve balance to provide for the expenditure of funds in support of the long-term priorities of the City's strategic plan.



### Community Safety

Provide a safe environment for residents and visitors while reducing crime and addressing the impacts of homelessness on our quality of life.



### Modern Facilities & Infrastructure

Ensure maintenance and preservation of City facilities and roadways to better serve the population and visitors.








### Efficient City Services

Streamline the methods of providing services to help ensure doing business with the City is easier and more efficient.



### Economic Diversification & Expansion

Enhance economic vitality by growing revenue streams, attracting quality jobs, diverse businesses and desired amenities for residents.

Strategic Plan & Goals For FY 2024-25					
Expand current training offering to add Risk Management awareness & financial wellness topics.	X				
Complete a citywide salary survey - economic.					X
Negotiation of successor MOU with POA.				X	



# Key Performance Measures

Strategic Priority: Efficient City Services

Measure	5-Year Trajectory	FY 22-23 Annual	FY 23-24 Target	FY 24-25 Target
Voluntary Employee Turnover Rate (*The number of voluntary separations as a percentage of full-time employment).	Steady	5.21%	<2%	<4%
Provide professional development training focused on succession planning, engagement, supervision and leadership.	Implement a comprehensive OD&T program	11 classroom, 68 web-based trainings	Expand a minimum of 5-10 citywide professional development programs	Expand a minimum of 10-15 citywide professional development and wellness training programs
Conduct recruitments (requisition to selection), excluding executive/administrative level, public safety recruitments, and recruitments requiring specialized assessments.	N/A	62.22 Days	<60 Days	<45 Days *Update to requisition to eligibility list establishment

**GENERAL FUND  
DEPARTMENT RESOURCE SUMMARY**

**HUMAN RESOURCES**

ACTIVITIES	ACTUAL FY 21-22	ACTUAL FY 22-23	ADOPTED FY 23-24	ADOPTED FY 24-25
<b>EXPENDITURES</b>				
01109017 HR - SERVICE ENHANCEMENT	116,401	5,580	0	0
01109050 HUMAN RESOURCES	2,861,679	2,281,002	2,763,240	2,808,350
01109051 HR EMPLOYEE RELATIONS-Service Enhancements	0	1,329,620	1,520,300	1,585,020
<b>TOTAL EXPENDITURES</b>	<b>2,978,080</b>	<b>3,616,201</b>	<b>4,283,540</b>	<b>4,393,370</b>
<b>OPERATING EXPENSES</b>	<b>ACTUAL FY 21-22</b>	<b>ACTUAL FY 22-23</b>	<b>ADOPTED FY 23-24</b>	<b>ADOPTED FY 24-25</b>
61000 SALARIES & BENEFITS	2,072,385	2,473,622	2,866,530	3,181,000
62000 CONTRACTUALS	609,984	733,293	1,020,940	749,390
63000 COMMODITIES	50,811	70,661	56,000	56,000
65000 FIXED CHARGES	244,900	338,626	250,570	317,480
66000 CAPITAL	0	0	89,500	89,500
<b>TOTAL</b>	<b>2,978,080</b>	<b>3,616,201</b>	<b>4,283,540</b>	<b>4,393,370</b>

<b>GENERAL FUND</b>					
<b>HUMAN RESOURCES</b>					<b>ACCOUNTING UNIT</b>
<b>HR - SERVICE ENHANCEMENT</b>					<b>01109017</b>
<b>Account Code</b>	<b>LINE ITEM RESOURCES</b>	<b>ACTUAL FY 21-22</b>	<b>ACTUAL FY 22-23</b>	<b>ADOPTED FY 23-24</b>	<b>ADOPTED FY 24-25</b>
61000	Salaries Regular	82,095	0	0	0
61040	Salaries Overtime	207	0	0	0
61100	Retirement-Employer Normal Cost	9,769	0	0	0
61120	Medicare Insurance	1,159	0	0	0
61130	Health Insurance	23,170	0	0	0
	<b>SUBTOTAL SALARIES &amp; BENEFITS</b>	<b>116,401</b>	<b>0</b>	<b>0</b>	<b>0</b>
65040	IT Maintenance Charge	0	5,580	0	0
	<b>SUBTOTAL FIXED CHARGES</b>	<b>0</b>	<b>5,580</b>	<b>0</b>	<b>0</b>
	<b>TOTAL</b>	<b>116,401</b>	<b>5,580</b>	<b>0</b>	<b>0</b>

<b>GENERAL FUND</b>					
<b>HUMAN RESOURCES</b>				<b>ACCOUNTING UNIT</b>	
<b>HR EMPLOYEE RELATIONS-Service Enhancements</b>				<b>01109051</b>	
Account Code	LINE ITEM RESOURCES	ACTUAL FY 21-22	ACTUAL FY 22-23	ADOPTED FY 23-24	ADOPTED FY 24-25
61000	Salaries Regular	0	721,839	840,240	819,790
61100	Retirement-Employer Normal Cost	0	40,712	68,140	61,010
61120	Medicare Insurance	0	10,242	12,140	11,860
61130	Health Insurance	0	103,708	146,080	134,620
61170	Retiree Health Benefits	0	5,507	5,530	7,830
61180	Worker Compensation Insurance	0	42,258	4,780	40,240
	<b>SUBTOTAL SALARIES &amp; BENEFITS</b>	<b>0</b>	<b>924,266</b>	<b>1,076,910</b>	<b>1,075,350</b>
62010	Communications	0	0	6,990	0
62120	Training, Transportation, Meetings	0	9,896	15,750	14,200
62140	Membership, Subscription & Dues	0	2,150	4,950	6,500
62300	Contract Services-Professional	0	322,744	356,300	356,300
62322	Maintenance & Repair Machinery	0	0	1,500	1,200
62700	Auto Expense	0	1,200	700	1,000
	<b>SUBTOTAL CONTRACTUALS</b>	<b>0</b>	<b>335,990</b>	<b>386,190</b>	<b>379,200</b>
63001	Miscellaneous Operating Expenses	0	9,094	15,900	15,900
	<b>SUBTOTAL COMMODITIES</b>	<b>0</b>	<b>9,094</b>	<b>15,900</b>	<b>15,900</b>
65040	IT Maintenance Charge	0	0	34,700	48,240
65055	Communications- Landlines	0	0	0	6,720
65100	Insurance Charges	0	52,649	5,750	52,390
65105	Benefits Overhead	0	7,620	850	7,220
	<b>SUBTOTAL FIXED CHARGES</b>	<b>0</b>	<b>60,270</b>	<b>41,300</b>	<b>114,570</b>
	<b>TOTAL</b>	<b>0</b>	<b>1,329,620</b>	<b>1,520,300</b>	<b>1,585,020</b>

GENERAL FUND					
HUMAN RESOURCES					ACCOUNTING UNIT
HUMAN RESOURCES					01109050
Account Code	LINE ITEM RESOURCES	ACTUAL FY 21-22	ACTUAL FY 22-23	ADOPTED FY 23-24	ADOPTED FY 24-25
61000	Salaries Regular	1,210,197	1,095,314	1,010,080	1,253,690
61010	Salaries Cash Out/Separation	126,452	1,878	6,920	8,530
61020	Salaries Part-Time	226,250	130,805	398,840	398,840
61040	Salaries Overtime	476	2,784	10,800	10,800
61100	Retirement-Employer Normal Cost	96,331	80,600	99,600	121,170
61110	Part-Time Retirement	4,295	3,739	3,100	4,660
61120	Medicare Insurance	21,708	17,394	14,610	18,160
61130	Health Insurance	166,316	138,831	157,390	209,590
61170	Retiree Health Benefits	5,959	4,884	4,660	12,220
61180	Worker Compensation Insurance	98,000	73,127	83,620	67,990
	<b>SUBTOTAL SALARIES &amp; BENEFITS</b>	<b>1,955,984</b>	<b>1,549,356</b>	<b>1,789,620</b>	<b>2,105,650</b>
62010	Communications	23,345	23,828	11,290	3,980
62120	Training, Transportation, Meetings	59,284	41,879	90,120	90,120
62131	SAMA Wellness and Fitness Program Reimbursements	1,785	888	1,650	1,650
62140	Membership, Subscription & Dues	5,668	18,388	20,000	20,000
62200	Advertising	6,650	11,024	11,450	11,450
62300	Contract Services-Professional	499,652	282,375	455,590	199,950
62302	Contracted Vendor Personnel Services	6,900	5,900	8,750	8,750
62322	Maintenance & Repair Machinery	0	1,473	3,500	1,890
62600	Parking Validation	4,301	10,348	30,000	30,000
62700	Auto Expense	2,400	1,200	2,400	2,400
	<b>SUBTOTAL CONTRACTUALS</b>	<b>609,984</b>	<b>397,303</b>	<b>634,750</b>	<b>370,190</b>
63001	Miscellaneous Operating Expenses	50,811	61,566	40,100	40,100
	<b>SUBTOTAL COMMODITIES</b>	<b>50,811</b>	<b>61,566</b>	<b>40,100</b>	<b>40,100</b>
65000	Building Rental	31,070	37,790	37,790	42,490
65040	IT Maintenance Charge	93,560	129,390	56,030	52,390
65055	Communications- Landlines	0	0	0	7,300
65100	Insurance Charges	113,570	92,394	100,560	88,540
65105	Benefits Overhead	4,640	13,203	14,890	12,190
65210	Delivery Charges	2,060	0	0	0
	<b>SUBTOTAL FIXED CHARGES</b>	<b>244,900</b>	<b>272,776</b>	<b>209,270</b>	<b>202,910</b>
66511	Computer Software Subscriptions	0	0	89,500	89,500
	<b>SUBTOTAL CAPITAL</b>	<b>0</b>	<b>0</b>	<b>89,500</b>	<b>89,500</b>
	<b>TOTAL</b>	<b>2,861,679</b>	<b>2,281,002</b>	<b>2,763,240</b>	<b>2,808,350</b>

**AIR QUALITY IMPR. (AB 2766)  
DEPARTMENT RESOURCE SUMMARY**

**HUMAN RESOURCES**

<b>ACTIVITIES</b>		<b>ACTUAL FY 21-22</b>	<b>ACTUAL FY 22-23</b>	<b>ADOPTED FY 23-24</b>	<b>ADOPTED FY 24-25</b>
<b>EXPENDITURES</b>					
03109050	HUMAN RESOURCES-AIR QUALITY IMPROVM	101,389	96,808	150,350	156,300
	TOTAL EXPENDITURES	101,389	96,808	150,350	156,300
<b>OPERATING EXPENSES</b>		<b>ACTUAL FY 21-22</b>	<b>ACTUAL FY 22-23</b>	<b>ADOPTED FY 23-24</b>	<b>ADOPTED FY 24-25</b>
61000	SALARIES & BENEFITS	65,817	56,055	63,580	75,250
62000	CONTRACTUALS	1,409	1,033	3,520	3,000
63000	COMMODITIES	26	0	7,000	7,000
65000	FIXED CHARGES	26,502	26,762	20,130	14,820
68000	TRANSFERS	375	1,461	1,120	1,230
69000	MISCELLANEOUS	7,260	11,497	55,000	55,000
	<b>TOTAL</b>	<b>101,389</b>	<b>96,808</b>	<b>150,350</b>	<b>156,300</b>

AIR QUALITY IMPR. (AB 2766)					
HUMAN RESOURCES				ACCOUNTING UNIT	
HUMAN RESOURCES-AIR QUALITY IMPROVM				03109050	
Account Code	LINE ITEM RESOURCES	ACTUAL FY 21-22	ACTUAL FY 22-23	ADOPTED FY 23-24	ADOPTED FY 24-25
61000	Salaries Regular	47,704	36,315	37,820	48,780
61020	Salaries Part-Time	0	0	5,000	5,000
61100	Retirement-Employer Normal Cost	5,084	3,009	3,680	2,040
61102	Retirement- Employer Unfunded- Miscellaneous	4,306	6,976	5,870	5,890
61110	Part-Time Retirement	0	0	400	400
61120	Medicare Insurance	733	524	550	700
61130	Health Insurance	5,255	7,017	7,320	9,980
61170	Retiree Health Benefits	375	0	160	450
61180	Worker Compensation Insurance	2,360	2,215	2,780	2,010
	<b>SUBTOTAL SALARIES &amp; BENEFITS</b>	<b>65,817</b>	<b>56,055</b>	<b>63,580</b>	<b>75,250</b>
62010	Communications	0	0	520	0
62120	Training, Transportation, Meetings	194	0	1,200	1,200
62140	Membership, Subscription & Dues	1,212	1,033	1,800	1,800
62302	Contracted Vendor Personnel Services	3	0	0	0
	<b>SUBTOTAL CONTRACTUALS</b>	<b>1,409</b>	<b>1,033</b>	<b>3,520</b>	<b>3,000</b>
63001	Miscellaneous Operating Expenses	26	0	7,000	7,000
	<b>SUBTOTAL COMMODITIES</b>	<b>26</b>	<b>0</b>	<b>7,000</b>	<b>7,000</b>
65040	IT Maintenance Charge	2,590	3,350	2,560	2,670
65055	Communications- Landlines	0	0	0	370
65100	Insurance Charges	2,730	2,760	3,340	2,620
65105	Benefits Overhead	130	399	500	360
65210	Delivery Charges	50	0	0	0
65400	Indirect Costs	21,002	20,253	13,730	8,800
	<b>SUBTOTAL FIXED CHARGES</b>	<b>26,502</b>	<b>26,762</b>	<b>20,130</b>	<b>14,820</b>
68001	POB Misc Xfer to Fund 406	375	1,461	1,120	1,230
	<b>SUBTOTAL TRANSFERS</b>	<b>375</b>	<b>1,461</b>	<b>1,120</b>	<b>1,230</b>
69106	Incentive Drawings	7,260	11,497	55,000	55,000
	<b>SUBTOTAL MISCELLANEOUS</b>	<b>7,260</b>	<b>11,497</b>	<b>55,000</b>	<b>55,000</b>
	<b>TOTAL</b>	<b>101,389</b>	<b>96,808</b>	<b>150,350</b>	<b>156,300</b>

**LIABILITY AND PROPERTY INS FND  
DEPARTMENT RESOURCE SUMMARY**

**HUMAN RESOURCES**

<b>ACTIVITIES</b>		<b>ACTUAL FY 21-22</b>	<b>ACTUAL FY 22-23</b>	<b>ADOPTED FY 23-24</b>	<b>ADOPTED FY 24-25</b>
<b>REVENUES</b>					
56000	Charges To Departments	10,635,080	12,108,015	10,694,020	11,753,430
57000	Expense Reimbursement	88,959	0	0	0
57010	Miscellaneous Recoveries	15,936	9,785	100,000	0
57019	Insurance Reimbursement	(36)	26,298	300,000	44,700
58000	Earning On Investments	114,116	124,265	49,000	49,000
58002	Net Increase (Decrease) In Fai	(29,205)	(1,450,448)	0	0
59000-011	Transfer From Fund 011	1,500,000	4,654,820	4,654,820	4,654,820
	<b>TOTAL REVENUES</b>	<b>12,324,851</b>	<b>15,472,736</b>	<b>15,797,840</b>	<b>16,501,950</b>
<b>EXPENDITURES</b>					
08009051	LIABILITY & PROPERTY INS FUND	13,886,305	15,479,174	15,546,210	16,120,480
08009052	SAFETY PROGRAM	108,288	337,485	407,190	381,470
08009053	RISK MANAGEMENT PROJECTS	0	1,381,617	0	0
	<b>TOTAL EXPENDITURES</b>	<b>13,994,592</b>	<b>17,198,276</b>	<b>15,953,400</b>	<b>16,501,950</b>
<b>OPERATING EXPENSES</b>		<b>ACTUAL FY 21-22</b>	<b>ACTUAL FY 22-23</b>	<b>ADOPTED FY 23-24</b>	<b>ADOPTED FY 24-25</b>
61000	SALARIES & BENEFITS	685,752	660,545	781,960	771,660
62000	CONTRACTUALS	734,563	640,899	1,174,320	1,130,680
63000	COMMODITIES	112,517	306,011	211,290	211,290
64000	INSURANCE & CLAIMS	12,163,899	13,758,496	13,436,300	14,076,380
65000	FIXED CHARGES	274,750	376,062	288,350	231,610
66000	CAPITAL	0	1,412,359	27,500	43,390
67000	DEBT SERVICE	23,111	43,904	33,680	36,940
	<b>TOTAL</b>	<b>13,994,592</b>	<b>17,198,276</b>	<b>15,953,400</b>	<b>16,501,950</b>



LIABILITY AND PROPERTY INS FND				
HUMAN RESOURCES				ACCOUNTING UNIT
RISK MANAGEMENT PROJECTS				08009053
Account Code	LINE ITEM RESOURCES	ACTUAL FY 21-22	ACTUAL FY 22-23	ADOPTED FY 23-24
66200	Buildings & Building Improvements	0	1,381,617	0
	<b>SUBTOTAL CAPITAL</b>	<b>0</b>	<b>1,381,617</b>	<b>0</b>
	<b>TOTAL</b>	<b>0</b>	<b>1,381,617</b>	<b>0</b>

<b>LIABILITY AND PROPERTY INS FND</b>					
<b>HUMAN RESOURCES</b>				<b>ACCOUNTING UNIT</b>	
<b>LIABILITY &amp; PROPERTY INS REVEN</b>				<b>08009002</b>	
<b>Account Code</b>	<b>LINE ITEM RESOURCES</b>	<b>ACTUAL FY 21-22</b>	<b>ACTUAL FY 22-23</b>	<b>ADOPTED FY 23-24</b>	<b>ADOPTED FY 24-25</b>
56000	Charges To Departments	10,635,080	12,108,015	10,694,020	11,753,430
57000	Expense Reimbursement	88,959	0	0	0
57010	Miscellaneous Recoveries	15,936	9,785	100,000	0
57019	Insurance Reimbursement	(36)	26,298	300,000	44,700
58000	Earning On Investments	114,116	124,265	49,000	49,000
58002	Net Increase (Decrease) In Fai	(29,205)	(1,450,448)	0	0
59000	Transfer From Fund 011	1,500,000	4,654,820	4,654,820	4,654,820
	<b>SUBTOTAL REVENUES</b>	<b>12,324,851</b>	<b>15,472,736</b>	<b>15,797,840</b>	<b>16,501,950</b>
	<b>TOTAL</b>	<b>12,324,851</b>	<b>15,472,736</b>	<b>15,797,840</b>	<b>16,501,950</b>

<b>LIABILITY AND PROPERTY INS FND</b>					
<b>HUMAN RESOURCES</b>				<b>ACCOUNTING UNIT</b>	
<b>LIABILITY &amp; PROPERTY INS FUND</b>				<b>08009051</b>	
<b>Account Code</b>	<b>LINE ITEM RESOURCES</b>	<b>ACTUAL FY 21-22</b>	<b>ACTUAL FY 22-23</b>	<b>ADOPTED FY 23-24</b>	<b>ADOPTED FY 24-25</b>
61000	Salaries Regular	373,320	402,194	463,390	443,990
61010	Salaries Cash Out/Separation	36,131	0	25,000	3,220
61020	Salaries Part-Time	6,083	19,304	0	0
61040	Salaries Overtime	296	324	10,000	10,000
61100	Retirement-Employer Normal Cost	23,290	25,105	39,360	49,470
61102	Retirement- Employer Unfunded- Miscellaneous	152,546	58,202	47,520	52,850
61110	Part-Time Retirement	226	724	670	0
61120	Medicare Insurance	5,597	5,995	12,640	6,420
61130	Health Insurance	59,858	58,959	78,940	83,870
61170	Retiree Health Benefits	1,877	1,889	2,040	4,380
61180	Worker Compensation Insurance	25,480	25,165	22,090	23,370
	<b>SUBTOTAL SALARIES &amp; BENEFITS</b>	<b>684,705</b>	<b>597,860</b>	<b>701,650</b>	<b>677,570</b>
62010	Communications	3,570	3,570	15,840	2,280
62120	Training, Transportation, Meetings	1,999	6,026	15,000	15,000
62130	Tuition Reimbursement	0	0	6,000	6,000
62140	Membership, Subscription & Dues	3,238	6,027	6,700	6,700
62300	Contract Services-Professional	399,340	225,429	635,860	625,860
62302	Contracted Vendor Personnel Services	292,215	360,712	360,500	376,390
62600	Parking Validation	0	0	2,550	2,550
62700	Auto Expense	1,200	1,200	600	600
	<b>SUBTOTAL CONTRACTUALS</b>	<b>701,563</b>	<b>602,964</b>	<b>1,043,050</b>	<b>1,035,380</b>
63001	Miscellaneous Operating Expenses	38,277	123,043	36,290	36,290
	<b>SUBTOTAL COMMODITIES</b>	<b>38,277</b>	<b>123,043</b>	<b>36,290</b>	<b>36,290</b>
64010	Insurance Payment	6,782,705	8,281,321	9,036,300	9,640,380
64050	Losses Paid	5,261,329	5,394,243	4,200,000	4,236,000
64070	Unemployment Claims Paid	119,866	82,931	200,000	200,000
	<b>SUBTOTAL INSURANCE &amp; CLAIMS</b>	<b>12,163,899</b>	<b>13,758,496</b>	<b>13,436,300</b>	<b>14,076,380</b>
65000	Building Rental	55,200	67,140	67,140	75,500
65040	IT Maintenance Charge	20,730	18,130	19,060	26,270
65055	Communications- Landlines	0	0	0	3,660
65100	Insurance Charges	29,520	30,762	26,560	30,440
65105	Benefits Overhead	1,170	4,453	3,930	4,190
65400	Indirect Costs	168,130	232,423	151,050	74,470
	<b>SUBTOTAL FIXED CHARGES</b>	<b>274,750</b>	<b>352,908</b>	<b>267,740</b>	<b>214,530</b>
66400	Machinery & Equipment	0	0	10,000	15,890
66510	Computer Software	0	0	2,500	2,500
66511	Computer Software Subscriptions	0	0	15,000	25,000
	<b>SUBTOTAL CAPITAL</b>	<b>0</b>	<b>0</b>	<b>27,500</b>	<b>43,390</b>
67301	POB Principal-Misc	0	15,544	5,330	8,630
67311	POB Interest - Misc	23,111	28,360	28,350	28,310
	<b>SUBTOTAL DEBT SERVICE</b>	<b>23,111</b>	<b>43,904</b>	<b>33,680</b>	<b>36,940</b>
	<b>TOTAL</b>	<b>13,886,305</b>	<b>15,479,174</b>	<b>15,546,210</b>	<b>16,120,480</b>

LIABILITY AND PROPERTY INS FND					
HUMAN RESOURCES				ACCOUNTING UNIT	
SAFETY PROGRAM				08009052	
Account Code	LINE ITEM RESOURCES	ACTUAL FY 21-22	ACTUAL FY 22-23	ADOPTED FY 23-24	ADOPTED FY 24-25
61000	Salaries Regular	0	37,936	55,430	59,330
61040	Salaries Overtime	1,047	0	0	0
61100	Retirement-Employer Normal Cost	0	4,061	6,960	7,250
61102	Retirement- Employer Unfunded- Miscellaneous	0	9,416	4,030	10,220
61120	Medicare Insurance	0	516	800	860
61130	Health Insurance	0	8,206	12,540	13,740
61170	Retiree Health Benefits	0	358	550	590
61180	Worker Compensation Insurance	0	2,191	0	2,100
	<b>SUBTOTAL SALARIES &amp; BENEFITS</b>	<b>1,047</b>	<b>62,685</b>	<b>80,310</b>	<b>94,090</b>
62010	Communications	0	0	570	0
62120	Training, Transportation, Meetings	3,137	875	35,000	30,000
62140	Membership, Subscription & Dues	300	0	1,300	300
62300	Contract Services-Professional	29,564	37,060	94,400	65,000
	<b>SUBTOTAL CONTRACTUALS</b>	<b>33,000</b>	<b>37,935</b>	<b>131,270</b>	<b>95,300</b>
63001	Miscellaneous Operating Expenses	74,240	182,968	175,000	175,000
	<b>SUBTOTAL COMMODITIES</b>	<b>74,240</b>	<b>182,968</b>	<b>175,000</b>	<b>175,000</b>
65040	IT Maintenance Charge	0	0	2,840	2,970
65055	Communications- Landlines	0	0	0	410
65100	Insurance Charges	0	2,730	0	2,740
65105	Benefits Overhead	0	395	0	380
65400	Indirect Costs	0	20,030	17,770	10,580
	<b>SUBTOTAL FIXED CHARGES</b>	<b>0</b>	<b>23,154</b>	<b>20,610</b>	<b>17,080</b>
66511	Computer Software Subscriptions	0	30,743	0	0
	<b>SUBTOTAL CAPITAL</b>	<b>0</b>	<b>30,743</b>	<b>0</b>	<b>0</b>
	<b>TOTAL</b>	<b>108,288</b>	<b>337,485</b>	<b>407,190</b>	<b>381,470</b>

**EMPLOYEE GROUP INSURANCE  
DEPARTMENT RESOURCE SUMMARY**

**HUMAN RESOURCES**

ACTIVITIES		ACTUAL FY 21-22	ACTUAL FY 22-23	ADOPTED FY 23-24	ADOPTED FY 24-25
<b>REVENUES</b>					
56000	Charges To Departments	20,992,241	21,955,229	22,235,020	23,462,070
56090	Benefit Overhead Charge	399,444	1,515,760	1,399,410	1,399,410
56800	Employee Contribution	2,586,047	2,772,504	2,682,300	3,762,770
56801	Medical Contribution	241,326	293,069	254,620	354,260
56802	Child Care Contribution	79,048	83,528	102,910	90,010
56804	POA Retiree Health Insurance-City Contribution	2,457,740	1,199,590	0	0
58000	Earning On Investments	24	3,986	0	0
59000-011	Transfer From Fund 011	3,400,000	2,534,580	2,534,580	2,534,580
	<b>TOTAL REVENUES</b>	<b>30,155,870</b>	<b>30,358,246</b>	<b>29,208,840</b>	<b>31,603,100</b>
<b>EXPENDITURES</b>					
08109052	SECTION 125 BENEFITS.	329,782	399,153	367,610	456,270
08109053	EMPLOYEE GROUP INSURANCE	28,581,555	28,756,965	29,497,020	30,644,200
	<b>TOTAL EXPENDITURES</b>	<b>28,911,336</b>	<b>29,156,118</b>	<b>29,864,630</b>	<b>31,100,470</b>
OPERATING EXPENSES		ACTUAL FY 21-22	ACTUAL FY 22-23	ADOPTED FY 23-24	ADOPTED FY 24-25
61000	SALARIES & BENEFITS	926,766	906,018	1,035,960	1,147,990
62000	CONTRACTUALS	100,289	175,008	347,940	325,150
63000	COMMODITIES	3,696	18,430	20,000	20,000
64000	INSURANCE & CLAIMS	27,511,384	27,550,282	28,065,280	29,219,990
65000	FIXED CHARGES	340,689	452,215	353,890	261,760
66000	CAPITAL	0	0	0	80,000
67000	DEBT SERVICE	28,512	54,165	41,560	45,580
	<b>TOTAL</b>	<b>28,911,336</b>	<b>29,156,118</b>	<b>29,864,630</b>	<b>31,100,470</b>

<b>EMPLOYEE GROUP INSURANCE</b>					
<b>HUMAN RESOURCES</b>			<b>ACCOUNTING UNIT</b>		
<b>SECTION 125 BENEFITS REVENUE</b>			<b>08109002</b>		
<b>Account Code</b>	<b>LINE ITEM RESOURCES</b>	<b>ACTUAL FY 21-22</b>	<b>ACTUAL FY 22-23</b>	<b>ADOPTED FY 23-24</b>	<b>ADOPTED FY 24-25</b>
56000	Charges To Departments	20,992,241	21,955,229	22,235,020	23,462,070
56090	Benefit Overhead Charge	399,444	1,515,760	1,399,410	1,399,410
56800	Employee Contribution	2,586,047	2,772,504	2,682,300	3,762,770
56801	Medical Contribution	241,326	293,069	254,620	354,260
56802	Child Care Contribution	79,048	83,528	102,910	90,010
56804	POA Retiree Health Insurance-City Contribution	2,457,740	1,199,590	0	0
58000	Earning On Investments	24	3,986	0	0
59000	Transfer From Fund 011	3,400,000	2,534,580	2,534,580	2,534,580
	<b>SUBTOTAL REVENUES</b>	<b>30,155,870</b>	<b>30,358,246</b>	<b>29,208,840</b>	<b>31,603,100</b>
	<b>TOTAL</b>	<b>30,155,870</b>	<b>30,358,246</b>	<b>29,208,840</b>	<b>31,603,100</b>

<b>EMPLOYEE GROUP INSURANCE</b>					
<b>HUMAN RESOURCES</b>				<b>ACCOUNTING UNIT</b>	
<b>SECTION 125 BENEFITS.</b>				<b>08109052</b>	
<b>Account Code</b>	<b>LINE ITEM RESOURCES</b>	<b>ACTUAL FY 21-22</b>	<b>ACTUAL FY 22-23</b>	<b>ADOPTED FY 23-24</b>	<b>ADOPTED FY 24-25</b>
64090	Benefit Payments-Medical	252,701	307,702	254,620	354,260
64093	Benefit Payments-Child Care	77,080	77,690	102,910	90,010
64094	Flex Acct Bank Charges	0	13,761	10,080	12,000
	<b>SUBTOTAL INSURANCE &amp; CLAIMS</b>	<b>329,782</b>	<b>399,153</b>	<b>367,610</b>	<b>456,270</b>
	<b>TOTAL</b>	<b>329,782</b>	<b>399,153</b>	<b>367,610</b>	<b>456,270</b>

EMPLOYEE GROUP INSURANCE					
HUMAN RESOURCES				ACCOUNTING UNIT	
EMPLOYEE GROUP INSURANCE				08109053	
Account Code	LINE ITEM RESOURCES	ACTUAL FY 21-22	ACTUAL FY 22-23	ADOPTED FY 23-24	ADOPTED FY 24-25
61000	Salaries Regular	532,974	589,736	678,090	744,380
61010	Salaries Cash Out/Separation	57,922	0	0	11,830
61020	Salaries Part-Time	0	4,891	39,050	28,920
61040	Salaries Overtime	10,328	99	12,000	5,000
61100	Retirement-Employer Normal Cost	29,339	53,787	72,940	79,780
61102	Retirement- Employer Unfunded- Miscellaneous	186,846	124,699	100,100	107,790
61110	Part-Time Retirement	0	183	0	1,080
61120	Medicare Insurance	7,527	8,493	9,840	11,210
61130	Health Insurance	68,821	85,796	89,190	117,670
61170	Retiree Health Benefits	1,198	2,277	3,720	7,350
61180	Worker Compensation Insurance	31,810	36,058	31,030	32,980
	<b>SUBTOTAL SALARIES &amp; BENEFITS</b>	<b>926,766</b>	<b>906,018</b>	<b>1,035,960</b>	<b>1,147,990</b>
62010	Communications	4,080	4,080	11,970	0
62120	Training, Transportation, Meetings	3,984	13,246	22,000	22,000
62131	SAMA Wellness and Fitness Program Reimbursements	0	0	300	600
62140	Membership, Subscription & Dues	420	1,242	3,500	3,500
62200	Advertising	1,324	0	0	0
62300	Contract Services-Professional	89,281	154,975	301,770	290,650
62302	Contracted Vendor Personnel Services	0	86	0	0
62322	Maintenance & Repair Machinery	0	178	6,700	6,700
62600	Parking Validation	0	0	500	500
62700	Auto Expense	1,200	1,200	1,200	1,200
	<b>SUBTOTAL CONTRACTUALS</b>	<b>100,289</b>	<b>175,008</b>	<b>347,940</b>	<b>325,150</b>
63001	Miscellaneous Operating Expenses	3,696	18,430	20,000	20,000
	<b>SUBTOTAL COMMODITIES</b>	<b>3,696</b>	<b>18,430</b>	<b>20,000</b>	<b>20,000</b>
64010	Insurance Payment	25,098,340	24,942,511	25,480,810	26,480,810
64060	Insurance Pass Through	2,075,362	2,193,984	2,201,410	2,267,460
64092	Benefit Payments-Wellness	7,901	14,634	15,450	15,450
	<b>SUBTOTAL INSURANCE &amp; CLAIMS</b>	<b>27,181,603</b>	<b>27,151,129</b>	<b>27,697,670</b>	<b>28,763,720</b>
65000	Building Rental	31,050	37,760	37,760	42,460
65040	IT Maintenance Charge	29,080	33,190	39,530	37,110
65055	Communications- Landlines	0	0	0	5,170
65100	Insurance Charges	36,860	44,924	37,310	42,940
65105	Benefits Overhead	1,480	6,502	5,530	5,910
65210	Delivery Charges	1,690	0	0	0
65400	Indirect Costs	240,529	329,839	233,760	128,170
	<b>SUBTOTAL FIXED CHARGES</b>	<b>340,689</b>	<b>452,215</b>	<b>353,890</b>	<b>261,760</b>
66511	Computer Software Subscriptions	0	0	0	80,000
	<b>SUBTOTAL CAPITAL</b>	<b>0</b>	<b>0</b>	<b>0</b>	<b>80,000</b>
67301	POB Principal-Misc	0	19,176	6,580	10,650
67311	POB Interest - Misc	28,512	34,988	34,980	34,930
	<b>SUBTOTAL DEBT SERVICE</b>	<b>28,512</b>	<b>54,165</b>	<b>41,560</b>	<b>45,580</b>
	<b>TOTAL</b>	<b>28,581,555</b>	<b>28,756,965</b>	<b>29,497,020</b>	<b>30,644,200</b>



**WORKERS COMPENSATION FUND  
DEPARTMENT RESOURCE SUMMARY**

**HUMAN RESOURCES**

ACTIVITIES		ACTUAL FY 21-22	ACTUAL FY 22-23	ADOPTED FY 23-24	ADOPTED FY 24-25
<b>REVENUES</b>					
56000	Charges To Departments	9,619,677	10,182,080	9,647,980	9,647,980
56900	Principal Repayment	0	0	292,000	292,000
57000	Expense Reimbursement	0	454,030	126,000	0
57006	Expense Reimbursement-Condemn Deposit	465	0	0	0
58000	Earning On Investments	117,796	170,789	68,100	100,000
58002	Net Increase (Decrease) In Fai	(1,067,419)	(558,394)	0	0
	<b>TOTAL REVENUES</b>	<b>8,670,519</b>	<b>10,248,505</b>	<b>10,134,080</b>	<b>10,039,980</b>
<b>EXPENDITURES</b>					
08209052	SAFETY PROGRAM	106,567	289,380	521,800	558,070
08209054	WORKERS COMPENSATION FUND	8,530,237	9,175,503	9,515,180	9,479,570
	<b>TOTAL EXPENDITURES</b>	<b>8,636,804</b>	<b>9,464,883</b>	<b>10,036,980</b>	<b>10,037,640</b>
OPERATING EXPENSES		ACTUAL FY 21-22	ACTUAL FY 22-23	ADOPTED FY 23-24	ADOPTED FY 24-25
61000	SALARIES & BENEFITS	565,541	495,095	586,220	608,800
62000	CONTRACTUALS	1,417,964	1,549,113	2,400,310	1,732,100
63000	COMMODITIES	93,380	168,809	291,000	291,000
64000	INSURANCE & CLAIMS	6,315,537	6,901,665	6,500,000	7,150,000
65000	FIXED CHARGES	224,396	296,866	230,320	193,050
66000	CAPITAL	0	15,371	0	30,740
67000	DEBT SERVICE	19,984	37,965	29,130	31,950
	<b>TOTAL</b>	<b>8,636,804</b>	<b>9,464,883</b>	<b>10,036,980</b>	<b>10,037,640</b>

<b>WORKERS COMPENSATION FUND</b>					
<b>HUMAN RESOURCES</b>				<b>ACCOUNTING UNIT</b>	
<b>WORKERS COMPENSATION REVENUE</b>				<b>08209002</b>	
<b>Account Code</b>	<b>LINE ITEM RESOURCES</b>	<b>ACTUAL FY 21-22</b>	<b>ACTUAL FY 22-23</b>	<b>ADOPTED FY 23-24</b>	<b>ADOPTED FY 24-25</b>
56000	Charges To Departments	9,619,677	10,182,080	9,647,980	9,647,980
56900	Principal Repayment	0	0	292,000	292,000
57000	Expense Reimbursement	0	454,030	126,000	0
57006	Expense Reimbursement-Condemn Deposit	465	0	0	0
58000	Earning On Investments	117,796	170,789	68,100	100,000
58002	Net Increase (Decrease) In Fai	(1,067,419)	(558,394)	0	0
	<b>SUBTOTAL REVENUES</b>	<b>8,670,519</b>	<b>10,248,505</b>	<b>10,134,080</b>	<b>10,039,980</b>
	<b>TOTAL</b>	<b>8,670,519</b>	<b>10,248,505</b>	<b>10,134,080</b>	<b>10,039,980</b>

<b>WORKERS COMPENSATION FUND</b>					
<b>HUMAN RESOURCES</b>				<b>ACCOUNTING UNIT</b>	
<b>SAFETY PROGRAM</b>				<b>08209052</b>	
<b>Account Code</b>	<b>LINE ITEM RESOURCES</b>	<b>ACTUAL FY 21-22</b>	<b>ACTUAL FY 22-23</b>	<b>ADOPTED FY 23-24</b>	<b>ADOPTED FY 24-25</b>
61000	Salaries Regular	0	35,915	55,430	59,340
61100	Retirement-Employer Normal Cost	0	4,061	6,950	7,250
61102	Retirement- Employer Unfunded- Miscellaneous	0	9,416	4,030	10,220
61120	Medicare Insurance	0	516	810	860
61130	Health Insurance	0	8,206	12,540	13,740
61170	Retiree Health Benefits	0	358	560	600
61180	Worker Compensation Insurance	0	2,191	0	1,990
	<b>SUBTOTAL SALARIES &amp; BENEFITS</b>	<b>0</b>	<b>60,663</b>	<b>80,320</b>	<b>94,000</b>
62010	Communications	0	0	3,570	0
62120	Training, Transportation, Meetings	4,733	4,159	45,000	45,000
62140	Membership, Subscription & Dues	0	125	1,300	1,300
62300	Contract Services-Professional	11,925	21,393	94,400	95,000
62700	Auto Expense	0	0	600	0
	<b>SUBTOTAL CONTRACTUALS</b>	<b>16,657</b>	<b>25,678</b>	<b>144,870</b>	<b>141,300</b>
63001	Miscellaneous Operating Expenses	89,910	164,514	276,000	276,000
	<b>SUBTOTAL COMMODITIES</b>	<b>89,910</b>	<b>164,514</b>	<b>276,000</b>	<b>276,000</b>
65040	IT Maintenance Charge	0	0	2,840	2,970
65055	Communications- Landlines	0	0	0	410
65100	Insurance Charges	0	2,730	0	2,590
65105	Benefits Overhead	0	395	0	360
65400	Indirect Costs	0	20,030	17,770	9,700
	<b>SUBTOTAL FIXED CHARGES</b>	<b>0</b>	<b>23,154</b>	<b>20,610</b>	<b>16,030</b>
66511	Computer Software Subscriptions	0	15,371	0	30,740
	<b>SUBTOTAL CAPITAL</b>	<b>0</b>	<b>15,371</b>	<b>0</b>	<b>30,740</b>
	<b>TOTAL</b>	<b>106,567</b>	<b>289,380</b>	<b>521,800</b>	<b>558,070</b>

<b>WORKERS COMPENSATION FUND</b>					
<b>HUMAN RESOURCES</b>				<b>ACCOUNTING UNIT</b>	
<b>WORKERS COMPENSATION FUND</b>				<b>08209054</b>	
<b>Account Code</b>	<b>LINE ITEM RESOURCES</b>	<b>ACTUAL FY 21-22</b>	<b>ACTUAL FY 22-23</b>	<b>ADOPTED FY 23-24</b>	<b>ADOPTED FY 24-25</b>
61000	Salaries Regular	275,775	296,861	327,470	337,260
61010	Salaries Cash Out/Separation	48,175	0	25,000	3,220
61020	Salaries Part-Time	9,897	4,047	0	0
61040	Salaries Overtime	296	324	10,000	10,000
61100	Retirement-Employer Normal Cost	20,351	21,721	31,010	36,450
61102	Retirement- Employer Unfunded- Miscellaneous	132,557	50,358	40,230	40,710
61110	Part-Time Retirement	353	152	0	0
61120	Medicare Insurance	4,285	4,300	4,730	4,880
61130	Health Insurance	39,023	36,749	48,780	62,270
61170	Retiree Health Benefits	1,938	2,025	2,050	3,320
61180	Worker Compensation Insurance	32,890	17,894	16,630	16,690
<b>SUBTOTAL SALARIES &amp; BENEFITS</b>		<b>565,541</b>	<b>434,432</b>	<b>505,900</b>	<b>514,800</b>
62010	Communications	4,080	4,080	14,640	0
62120	Training, Transportation, Meetings	2,073	2,945	14,000	14,000
62130	Tuition Reimbursement	0	0	6,000	6,000
62140	Membership, Subscription & Dues	300	555	1,150	1,150
62300	Contract Services-Professional	2,834	2,586	1,576,500	926,500
62302	Contracted Vendor Personnel Services	1,390,819	1,512,070	640,000	640,000
62600	Parking Validation	0	0	2,550	1,950
62700	Auto Expense	1,200	1,200	600	1,200
<b>SUBTOTAL CONTRACTUALS</b>		<b>1,401,307</b>	<b>1,523,436</b>	<b>2,255,440</b>	<b>1,590,800</b>
63001	Miscellaneous Operating Expenses	3,471	4,295	15,000	15,000
<b>SUBTOTAL COMMODITIES</b>		<b>3,471</b>	<b>4,295</b>	<b>15,000</b>	<b>15,000</b>
64010	Insurance Payment	933,562	959,661	1,300,000	1,300,000
64080	Benefit Payments	4,786,624	5,364,503	5,200,000	5,200,000
64081	Benefit Payments-OCFA	595,352	577,500	0	650,000
<b>SUBTOTAL INSURANCE &amp; CLAIMS</b>		<b>6,315,537</b>	<b>6,901,665</b>	<b>6,500,000</b>	<b>7,150,000</b>
65000	Building Rental	55,200	67,140	67,140	75,500
65040	IT Maintenance Charge	15,260	15,060	13,080	17,370
65055	Communications- Landlines	0	0	0	2,420
65100	Insurance Charges	25,530	22,294	20,000	21,730
65105	Benefits Overhead	780	3,227	2,960	2,990
65210	Delivery Charges	1,250	0	0	0
65400	Indirect Costs	126,376	165,990	106,530	57,010
<b>SUBTOTAL FIXED CHARGES</b>		<b>224,396</b>	<b>273,711</b>	<b>209,710</b>	<b>177,020</b>
67301	POB Principal-Misc	0	13,441	4,610	7,470
67311	POB Interest - Misc	19,984	24,524	24,520	24,480
<b>SUBTOTAL DEBT SERVICE</b>		<b>19,984</b>	<b>37,965</b>	<b>29,130</b>	<b>31,950</b>
<b>TOTAL</b>		<b>8,530,237</b>	<b>9,175,503</b>	<b>9,515,180</b>	<b>9,479,570</b>

**QUALITY SERVICE TRAINING  
DEPARTMENT RESOURCE SUMMARY**

**HUMAN RESOURCES**

<b>ACTIVITIES</b>		<b>ACTUAL FY 21-22</b>	<b>ACTUAL FY 22-23</b>	<b>ADOPTED FY 23-24</b>	<b>ADOPTED FY 24-25</b>
EXPENDITURES					
08809050	QUALITY SERVICE TRAINING	79,537	190,010	0	0
	TOTAL EXPENDITURES	79,537	190,010	0	0
<b>OPERATING EXPENSES</b>		<b>ACTUAL FY 21-22</b>	<b>ACTUAL FY 22-23</b>	<b>ADOPTED FY 23-24</b>	<b>ADOPTED FY 24-25</b>
62000	CONTRACTUALS	0	133,482	0	0
63000	COMMODITIES	0	22,687	0	0
66000	CAPITAL	79,537	33,841	0	0
	<b>TOTAL</b>	<b>79,537</b>	<b>190,010</b>	<b>0</b>	<b>0</b>

QUALITY SERVICE TRAINING					
HUMAN RESOURCES			ACCOUNTING UNIT		
QUALITY SERVICE TRAINING			08809050		
Account Code	LINE ITEM RESOURCES	ACTUAL FY 21-22	ACTUAL FY 22-23	ADOPTED FY 23-24	ADOPTED FY 24-25
62300	Contract Services-Professional	0	133,482	0	0
	<b>SUBTOTAL CONTRACTUALS</b>	<b>0</b>	<b>133,482</b>	<b>0</b>	<b>0</b>
63001	Miscellaneous Operating Expenses	0	22,687	0	0
	<b>SUBTOTAL COMMODITIES</b>	<b>0</b>	<b>22,687</b>	<b>0</b>	<b>0</b>
66511	Computer Software Subscriptions	79,537	33,841	0	0
	<b>SUBTOTAL CAPITAL</b>	<b>79,537</b>	<b>33,841</b>	<b>0</b>	<b>0</b>
	<b>TOTAL</b>	<b>79,537</b>	<b>190,010</b>	<b>0</b>	<b>0</b>

**American Rescue Plan Act  
DEPARTMENT RESOURCE SUMMARY**

**HUMAN RESOURCES**

<b>ACTIVITIES</b>		<b>ACTUAL FY 21-22</b>	<b>ACTUAL FY 22-23</b>	<b>ADOPTED FY 23-24</b>	<b>ADOPTED FY 24-25</b>
EXPENDITURES					
18109013	ARPA - HUMAN RESOURCES	60,896	5,342	129,880	0
	TOTAL EXPENDITURES	60,896	5,342	129,880	0
<b>OPERATING EXPENSES</b>		<b>ACTUAL FY 21-22</b>	<b>ACTUAL FY 22-23</b>	<b>ADOPTED FY 23-24</b>	<b>ADOPTED FY 24-25</b>
61000	SALARIES & BENEFITS	60,896	5,017	118,920	0
62000	CONTRACTUALS	0	0	1,150	0
65000	FIXED CHARGES	0	325	9,810	0
	<b>TOTAL</b>	<b>60,896</b>	<b>5,342</b>	<b>129,880</b>	<b>0</b>

American Rescue Plan Act					
HUMAN RESOURCES					ACCOUNTING UNIT
ARPA - HUMAN RESOURCES					18109013
Account Code	LINE ITEM RESOURCES	ACTUAL FY 21-22	ACTUAL FY 22-23	ADOPTED FY 23-24	ADOPTED FY 24-25
61000	Salaries Regular	51,297	3,713	80,430	0
61040	Salaries Overtime	1,056	0	0	0
61100	Retirement-Employer Normal Cost	1,989	169	10,090	0
61102	Retirement- Employer Unfunded- Miscellaneous	0	392	0	0
61120	Medicare Insurance	750	55	1,170	0
61130	Health Insurance	5,805	461	24,240	0
61180	Worker Compensation Insurance	0	228	2,990	0
	<b>SUBTOTAL SALARIES &amp; BENEFITS</b>	<b>60,896</b>	<b>5,017</b>	<b>118,920</b>	<b>0</b>
62010	Communications	0	0	1,150	0
	<b>SUBTOTAL CONTRACTUALS</b>	<b>0</b>	<b>0</b>	<b>1,150</b>	<b>0</b>
65040	IT Maintenance Charge	0	0	5,690	0
65100	Insurance Charges	0	284	3,590	0
65105	Benefits Overhead	0	41	530	0
	<b>SUBTOTAL FIXED CHARGES</b>	<b>0</b>	<b>325</b>	<b>9,810</b>	<b>0</b>
	<b>TOTAL</b>	<b>60,896</b>	<b>5,342</b>	<b>129,880</b>	<b>0</b>

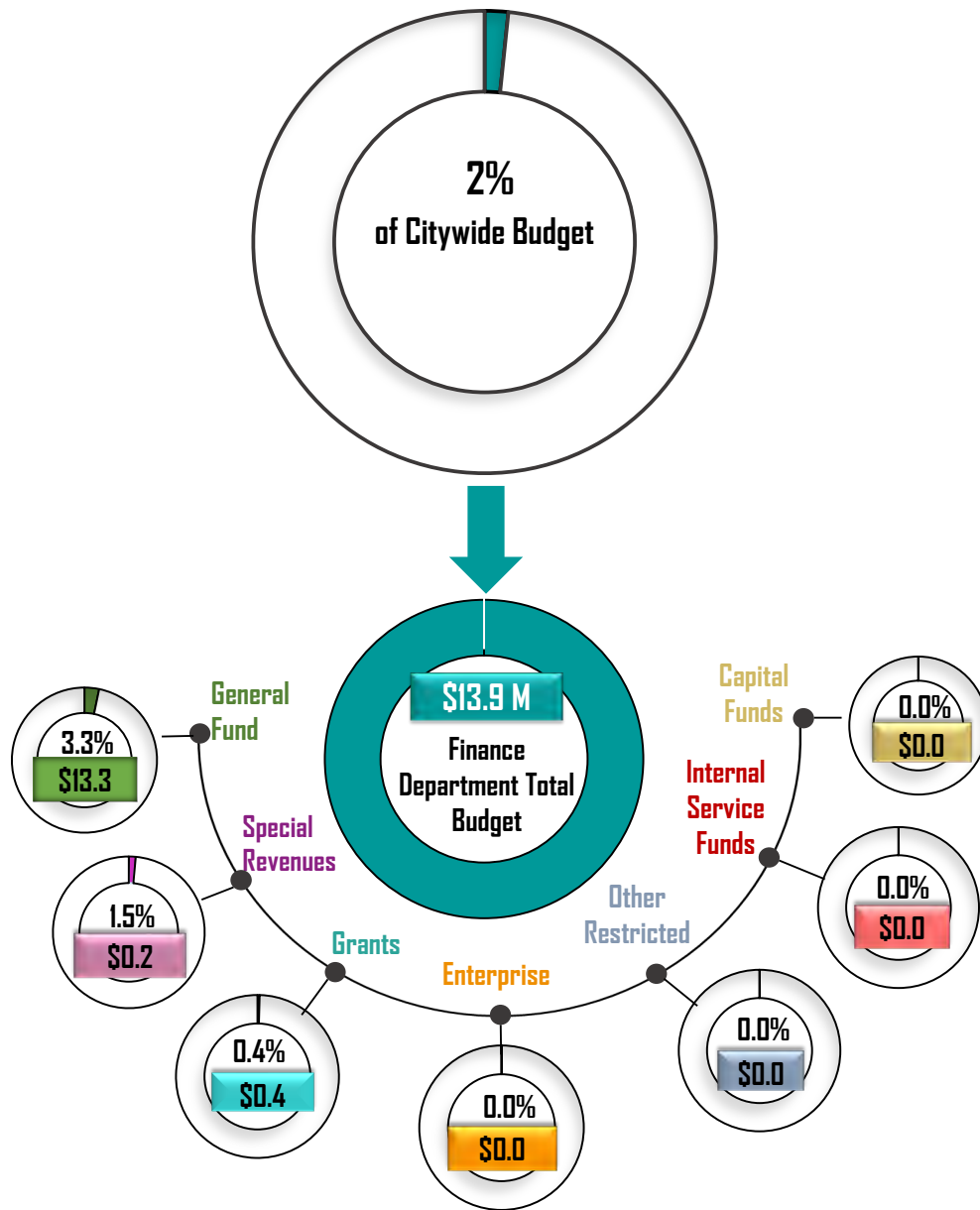


# Finance Management & Services

Departmental / Program Information  
FY 24 -25 Adopted Budget

Finance & Management Services Position Summary			
Authorized Personnel	Funded FY 23-24	Workforce Changes	Funded FY 24-25
Accountant I	2		2
Accountant II	7		7
Accounting Manager (MM)	1		1
Accounts Payable Supervisor	1		1
Accounts Payable Technician	3		3
Administrative Services Manager (MM)	1		1
Assistant Buyer	1		1
Assistant Director of Finance and Management Services (MM)	1		1
Budget and Research Manager (AM)	1		1
Business Tax Collector / Inspector	3	(1)	2
Buyer	3		3
Central Services Supervisor	1		1
Customer Service Representative	6	1	7
Data Entry Office Assistant	1		1
Executive Director of Finance and Management Services (EM)	1		1
Executive Secretary (UC)	1		1
Financial Analyst (UC)	1		1
Meter Reader Collector	5		5
Payroll Manager (AM)	1		1
Payroll Systems Analyst (UC)	1		1
Payroll Technician (UC)	4		4
Purchasing Supervisor	1		1
Reprographic Equipment Operator	1		1
Revenue Supervisor	1		1
Senior Accountant	3		3
Senior Accounting Assistant	2		2
Senior Accounting Assistant / Systems Technician	2		2
Senior Budget Analyst (AM)	2		2
Senior Buyer	1		1
Senior Financial Analyst (AM)	1		1
Senior Management Analyst (AM)	1		1
Senior Payroll Technician (UC)	1		1
Supervising Accountant	1		1
Tax Compliance Officer	0	1	1
Treasury and Customer Services Manager (MM)	1		1
Treasury Services Specialist	1		1
Treasury Services Supervisor	1		1
Utilities Billing / Systems Technician	2		2
Utilities Customer Service Supervisor	1		1
<b>Authorized Total</b>	<b>69</b>	<b>1</b>	<b>70</b>

GENERAL FUND	63.15
CANNABIS PUBLIC BENEFIT FUND	0.85
ENTERPRISE FUND	1.00
FEDERAL/STATE GRANTS	4.50
OTHER RESTRICTED FUND	0.50
<b>TOTAL FUNDED POSITIONS</b>	<b>70.00</b>



# Finance Department

## REVENUE

Fund	ACTUAL FY 21-22	ACTUAL FY 22-23	ADOPTED FY 23-24	ADOPTED FY 24-25
011 GENERAL FUND	536,391	880,536	638,500	635,500
071 CENTRAL SERVICES	915,824	704,127	-	-
100 457 ADMIN PLAN	-	-	69,300	-
<b>TOTAL REVENUE</b>	<b>1,452,215</b>	<b>1,584,663</b>	<b>707,800</b>	<b>635,500</b>

## EXPENDITURE

Fund	ACTUAL FY 21-22	ACTUAL FY 22-23	ADOPTED FY 23-24	ADOPTED FY 24-25
011 GENERAL FUND	9,270,019	11,608,984	11,973,870	13,268,160
012 CANNABIS PUBLIC BENEFIT	107,949	115,060	362,990	245,520
071 CENTRAL SERVICES	680,638	120,352	-	-
100 457 ADMIN PLAN	-	-	93,000	-
181 American Rescue Plan Act	503,933	157,253	317,800	372,520
<b>TOTAL EXPENDITURE</b>	<b>10,562,539</b>	<b>12,001,649</b>	<b>12,747,660</b>	<b>13,886,200</b>

# Finance Management & Services

## Department Programs



### Management & Budget

Responsible for the improvement of operational efficiency through the review, preparation, monitoring of the City's operating and capital budgets and long-term financial planning; and oversight of all FMSA's other divisions.



### Accounting

Provides true, current and accurate financial information and support services to internal and external customers while safeguarding the City's assets, promoting ethical behavior, and maintaining a high level of compliance with applicable accounting pronouncements, laws, and regulations.



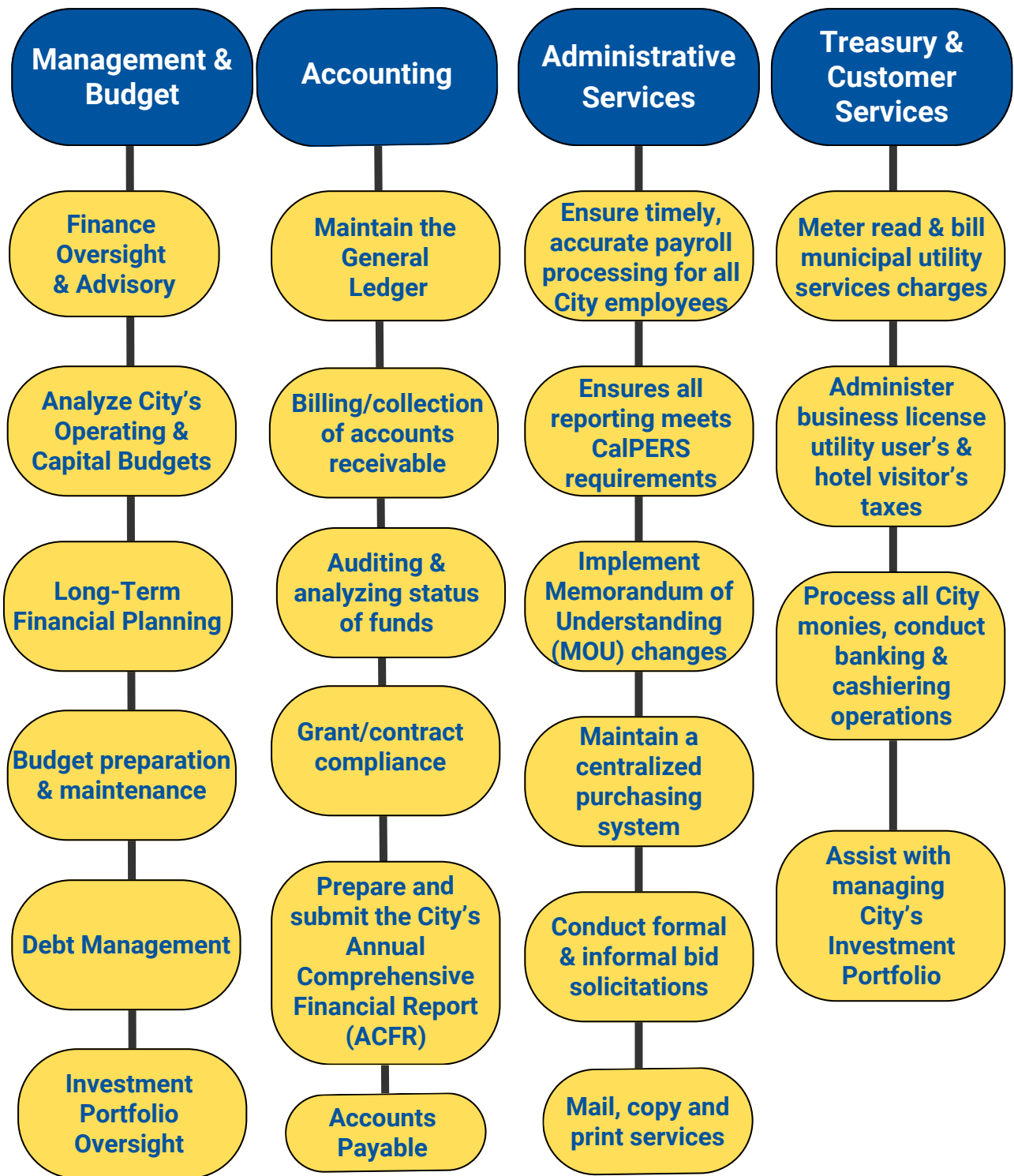
### Administrative Services

- Payroll - Ensures all employees are paid accurately and in a timely manner; complies with City policies, federal and state tax and labor laws; conforms to negotiated pay and benefits as identified in employee contracts.
- Purchasing - Develops technical specifications and advertises bids. Leads centralized procurement for the City.
- Central Services - Provides in-house reprographic duplication, and special one-time print order photocopying.



### Treasury & Customer Service

Assess & collect city taxes, licenses, municipal utility charges, and other revenues in a courteous manner while providing for receipt, custody, deposit, and investment of City funds through sound and prudent investment policies and procedures.



# Department Summary

The Finance Department manages internal City financial operations and controls at the highest level of efficiency with effective staffing and management. The department safeguards public funds through proper internal controls, expenditure, and service operations while providing support services for all City agencies and residents.

## Accomplishments

- Issued \$44 million of water revenue bonds to fund water system capital improvements.
- Earned national awards for both financial reporting and the budget document.
- Supported efficient use of all federal dollars from the American Rescue Plan Act (ARPA), meeting compliance requirements and spending deadlines.
- Increased public engagement efforts during the FY24-25 budget process, including developing an informational budget video for the public.
- Facilitated a balanced budget for FY24-25.
- Implemented new dog licensing system.
- Managed the business license tax holiday from the voter-approved ballot measure to reform business license tax.
- Completed a series of revenue audits and additional tax collections.
- Completed an assessment of contracted ambulance service.
- Generated over \$2 million in additional revenue for the City by conducting multiple audit-related collections for calendar year 2023:
  - Hotel Visitor's Tax- \$1.3M
  - Commercial Cannabis Tax- \$873K

# Strategic Priorities



### Financial Stability

Protect and enhance revenue streams while maintaining a healthy reserve balance to provide for the expenditure of funds in support of the long-term priorities of the City's strategic plan.



### Community Safety

Provide a safe environment for residents and visitors while reducing crime and addressing the impacts of homelessness on our quality of life.



### Modern Facilities & Infrastructure

Ensure maintenance and preservation of City facilities and roadways to better serve the population and visitors.








### Efficient City Services

Streamline the methods of providing services to help ensure doing business with the City is easier and more efficient.



### Economic Diversification & Expansion

Enhance economic vitality by growing revenue streams, attracting quality jobs, diverse businesses and desired amenities for residents.

Strategic Plan & Goals For FY 2024-25					
Implement Citywide electronic timekeeping				X	
Support completion of the Enterprise Resource Planning (EPP) system procurement and begin implementation.				X	
Implement recommendations from the ambulance service assessment, including increased oversight.		X			
Implement new Business License tax system				X	



# Key Performance Measures

Strategic Priority: Efficient City Services; Financial Stability

Measure	5-Year Trajectory	FY 22-23 Annual	FY 23-24 Target	FY 24-25 Target
# of days to publish Annual Comprehensive Financial Report (ACFR)	Steady	164	165	165
Average days to complete monthly close	Modest	17	15	15
# of Business Licenses	Modest	29,777	30,100	31,605
Average number of says to process requisitions	Steady	6.38	15	6.5
% of variance of final actual revenue vs. original budget (General Fund only)	Steady	0.73%	2.5%	2.5%
# of days to publish adopted Budget Book	Steady	29 days after adoption	30 days after adoption	30 days after adoption
Max # of payroll errors	Steady	3	3	3

**GENERAL FUND  
DEPARTMENT RESOURCE SUMMARY**

**FINANCE DEPARTMENT**

ACTIVITIES	ACTUAL FY 21-22	ACTUAL FY 22-23	ADOPTED FY 23-24	ADOPTED FY 24-25
<b>EXPENDITURES</b>				
01110017 FMSA - SERVICE ENHANCEMENT	127,544	264,683	317,350	334,600
01110100 FIN/MGMT SVS-MANAGEMENT & SUPT	1,470,967	1,351,959	1,646,840	1,914,450
01110110 FIN/MGMT SVS-ACCOUNTING	2,530,727	3,496,975	3,119,020	3,294,160
01110115 FIN/MGMT SVS-PAYROLL	900,707	771,271	934,270	939,050
01110120 FIN/MGMT SVS-PURCHASING	781,338	1,444,953	1,626,540	1,784,470
01110130 FIN/MGMT SVS-TREAS/CUST SVS	2,414,249	2,478,109	2,441,530	2,777,090
01110131 FIN/MGMT SVS-MUNICIPAL UTILITY SERVICES	1,044,485	1,320,873	1,323,160	1,556,940
01110132 FIN/MGMT SVS-TAX AND LICENSING	0	480,162	565,160	667,400
<b>TOTAL EXPENDITURES</b>	<b>9,270,019</b>	<b>11,608,984</b>	<b>11,973,870</b>	<b>13,268,160</b>
OPERATING EXPENSES	ACTUAL FY 21-22	ACTUAL FY 22-23	ADOPTED FY 23-24	ADOPTED FY 24-25
61000 SALARIES & BENEFITS	7,150,168	7,611,203	8,409,070	9,271,950
62000 CONTRACTUALS	921,097	1,213,576	1,404,420	1,743,970
63000 COMMODITIES	183,747	374,404	451,800	414,800
65000 FIXED CHARGES	909,630	1,547,906	1,507,090	1,635,110
66000 CAPITAL	43,068	800,166	140,630	141,380
68000 TRANSFERS	51,710	51,560	51,360	51,450
69000 MISCELLANEOUS	10,598	10,170	9,500	9,500
<b>TOTAL</b>	<b>9,270,019</b>	<b>11,608,984</b>	<b>11,973,870</b>	<b>13,268,160</b>

GENERAL FUND					
FINANCE DEPARTMENT				ACCOUNTING UNIT	
FMSA - SERVICE ENHANCEMENT				01110017	
Account Code	LINE ITEM RESOURCES	ACTUAL FY 21-22	ACTUAL FY 22-23	ADOPTED FY 23-24	ADOPTED FY 24-25
61000	Salaries Regular	48,715	67,458	69,980	80,270
61040	Salaries Overtime	0	4,473	0	0
61100	Retirement-Employer Normal Cost	5,684	7,515	8,780	9,810
61120	Medicare Insurance	689	1,008	1,010	1,160
61130	Health Insurance	18,299	23,759	24,240	26,880
61170	Retiree Health Benefits	0	0	0	800
61180	Worker Compensation Insurance	0	3,946	2,750	3,620
	<b>SUBTOTAL SALARIES &amp; BENEFITS</b>	<b>73,387</b>	<b>108,160</b>	<b>106,760</b>	<b>122,540</b>
62010	Communications	0	0	1,150	0
62300	Contract Services-Professional	54,157	151,306	200,250	200,250
	<b>SUBTOTAL CONTRACTUALS</b>	<b>54,157</b>	<b>151,306</b>	<b>201,400</b>	<b>200,250</b>
65040	IT Maintenance Charge	0	0	5,690	5,940
65055	Communications- Landlines	0	0	0	830
65100	Insurance Charges	0	4,482	2,990	4,370
65105	Benefits Overhead	0	736	510	670
	<b>SUBTOTAL FIXED CHARGES</b>	<b>0</b>	<b>5,217</b>	<b>9,190</b>	<b>11,810</b>
	<b>TOTAL</b>	<b>127,544</b>	<b>264,683</b>	<b>317,350</b>	<b>334,600</b>

GENERAL FUND					
FINANCE DEPARTMENT				ACCOUNTING UNIT	
FIN/MGMT SVS-MUNICIPAL UTILITY SERVICES				01110131	
Account Code	LINE ITEM RESOURCES	ACTUAL FY 21-22	ACTUAL FY 22-23	ADOPTED FY 23-24	ADOPTED FY 24-25
61000	Salaries Regular	613,881	718,663	729,200	896,520
61010	Salaries Cash Out/Separation	0	65,458	0	0
61020	Salaries Part-Time	66,439	59,562	122,860	129,610
61040	Salaries Overtime	72,795	106,014	50,000	50,000
61100	Retirement-Employer Normal Cost	46,804	54,812	72,030	87,150
61110	Part-Time Retirement	1,912	1,674	4,610	4,860
61120	Medicare Insurance	8,938	11,435	12,330	14,870
61130	Health Insurance	106,274	150,863	183,360	197,640
61170	Retiree Health Benefits	0	0	0	8,760
61180	Worker Compensation Insurance	38,220	44,009	38,390	41,790
	<b>SUBTOTAL SALARIES &amp; BENEFITS</b>	<b>955,262</b>	<b>1,212,492</b>	<b>1,212,780</b>	<b>1,431,200</b>
62010	Communications	0	0	10,320	0
62300	Contract Services-Professional	134	0	0	0
	<b>SUBTOTAL CONTRACTUALS</b>	<b>134</b>	<b>0</b>	<b>10,320</b>	<b>0</b>
65040	IT Maintenance Charge	46,060	50,200	51,200	59,370
65055	Communications- Landlines	0	0	0	8,270
65100	Insurance Charges	41,110	49,976	41,810	50,360
65105	Benefits Overhead	1,920	8,205	7,050	7,740
	<b>SUBTOTAL FIXED CHARGES</b>	<b>89,090</b>	<b>108,381</b>	<b>100,060</b>	<b>125,740</b>
	<b>TOTAL</b>	<b>1,044,485</b>	<b>1,320,873</b>	<b>1,323,160</b>	<b>1,556,940</b>

GENERAL FUND					
FINANCE DEPARTMENT				ACCOUNTING UNIT	
FIN/MGMT SVS-TAX AND LICENSING				01110132	
Account Code	LINE ITEM RESOURCES	ACTUAL FY 21-22	ACTUAL FY 22-23	ADOPTED FY 23-24	ADOPTED FY 24-25
61000	Salaries Regular	0	268,483	320,830	353,460
61020	Salaries Part-Time	0	91,814	118,830	123,790
61040	Salaries Overtime	0	7,499	0	0
61100	Retirement-Employer Normal Cost	0	19,955	31,020	33,030
61110	Part-Time Retirement	0	2,833	4,390	4,580
61120	Medicare Insurance	0	5,192	6,330	6,900
61130	Health Insurance	0	34,978	62,230	67,880
61170	Retiree Health Benefits	0	0	0	3,440
61180	Worker Compensation Insurance	0	21,041	0	19,350
	<b>SUBTOTAL SALARIES &amp; BENEFITS</b>	<b>0</b>	<b>451,794</b>	<b>543,630</b>	<b>612,430</b>
62010	Communications	0	0	3,610	0
62300	Contract Services-Professional	0	462	0	0
	<b>SUBTOTAL CONTRACTUALS</b>	<b>0</b>	<b>462</b>	<b>3,610</b>	<b>0</b>
63001	Miscellaneous Operating Expenses	0	88	0	0
	<b>SUBTOTAL COMMODITIES</b>	<b>0</b>	<b>88</b>	<b>0</b>	<b>0</b>
65040	IT Maintenance Charge	0	0	17,920	24,640
65055	Communications- Landlines	0	0	0	3,430
65100	Insurance Charges	0	23,894	0	23,320
65105	Benefits Overhead	0	3,923	0	3,580
	<b>SUBTOTAL FIXED CHARGES</b>	<b>0</b>	<b>27,817</b>	<b>17,920</b>	<b>54,970</b>
	<b>TOTAL</b>	<b>0</b>	<b>480,162</b>	<b>565,160</b>	<b>667,400</b>

<b>GENERAL FUND</b>					
<b>FINANCE DEPARTMENT</b>				<b>ACCOUNTING UNIT</b>	
<b>FIN/MGMT SVS-MANAGEMENT &amp; SUPT</b>				<b>01110002</b>	
<b>Account Code</b>	<b>LINE ITEM RESOURCES</b>	<b>ACTUAL FY 21-22</b>	<b>ACTUAL FY 22-23</b>	<b>ADOPTED FY 23-24</b>	<b>ADOPTED FY 24-25</b>
51001	Bingo Licenses	125	130	0	0
51002	Dog Licenses	590,603	538,279	625,000	600,000
51003	Dog Licenses-Civic Collections Inc	28	0	0	0
52365	AB678 Ground Emerg. Medical Transp.(GEMT) Reim	(281,894)	0	0	0
52366	CASp Certification Training Fund	15,641	15,513	6,500	15,500
53901	Stop Pmt/Reissue Fee	121	237	0	0
53902	Misc Service Charge	145,362	205,319	0	0
57000	Expense Reimbursement	58,876	70,217	0	0
57010	Miscellaneous Recoveries	9,264	21,788	0	0
57900	Bad Check Recoveries	166	13,714	7,000	20,000
57993	Write Off Collections	(1,902)	0	0	0
59000	Transfer From Fund 071	0	15,339	0	0
	<b>SUBTOTAL REVENUES</b>	<b>536,391</b>	<b>880,536</b>	<b>638,500</b>	<b>635,500</b>
	<b>TOTAL</b>	<b>536,391</b>	<b>880,536</b>	<b>638,500</b>	<b>635,500</b>

GENERAL FUND					
FINANCE DEPARTMENT				ACCOUNTING UNIT	
FIN/MGMT SVS-MANAGEMENT & SUPT				01110100	
Account Code	LINE ITEM RESOURCES	ACTUAL FY 21-22	ACTUAL FY 22-23	ADOPTED FY 23-24	ADOPTED FY 24-25
61000	Salaries Regular	867,163	767,236	964,720	1,067,550
61010	Salaries Cash Out/Separation	24,513	0	0	0
61020	Salaries Part-Time	35,142	15,100	44,500	54,280
61040	Salaries Overtime	153	408	5,000	5,000
61100	Retirement-Employer Normal Cost	61,435	61,704	80,450	86,760
61110	Part-Time Retirement	1,318	944	1,670	2,040
61120	Medicare Insurance	13,123	11,017	14,590	16,210
61130	Health Insurance	128,654	109,552	167,640	162,840
61170	Retiree Health Benefits	5,047	5,485	5,840	10,260
61180	Worker Compensation Insurance	43,670	45,633	50,910	42,010
	<b>SUBTOTAL SALARIES &amp; BENEFITS</b>	<b>1,180,218</b>	<b>1,017,079</b>	<b>1,335,320</b>	<b>1,446,950</b>
62010	Communications	12,113	13,529	22,030	16,850
62120	Training, Transportation, Meetings	4,745	12,899	7,500	7,500
62140	Membership, Subscription & Dues	3,324	1,693	7,700	7,700
62300	Contract Services-Professional	114,049	135,961	38,500	188,500
62600	Parking Validation	0	0	1,000	1,000
62700	Auto Expense	6,000	6,000	6,000	6,000
	<b>SUBTOTAL CONTRACTUALS</b>	<b>140,231</b>	<b>170,082</b>	<b>82,730</b>	<b>227,550</b>
63001	Miscellaneous Operating Expenses	29,909	15,067	16,600	16,600
63300	Gas & Diesel	0	0	2,710	2,710
	<b>SUBTOTAL COMMODITIES</b>	<b>29,909</b>	<b>15,067</b>	<b>19,310</b>	<b>19,310</b>
65000	Building Rental	20,970	25,500	25,500	28,670
65010	Rental City Equipment	3,984	4,380	1,270	1,370
65011	Equipment Replacement Charges	5,400	1,350	2,940	2,950
65012	Accident Repair & Replacement	96	96	0	0
65040	IT Maintenance Charge	40,300	39,040	39,820	47,500
65055	Communications- Landlines	0	0	0	6,610
65100	Insurance Charges	46,970	51,847	55,460	50,630
65105	Benefits Overhead	2,080	8,507	9,360	7,780
65210	Delivery Charges	810	0	0	0
	<b>SUBTOTAL FIXED CHARGES</b>	<b>120,610</b>	<b>130,719</b>	<b>134,350</b>	<b>145,510</b>
66511	Computer Software Subscriptions	0	19,011	75,130	75,130
	<b>SUBTOTAL CAPITAL</b>	<b>0</b>	<b>19,011</b>	<b>75,130</b>	<b>75,130</b>
	<b>TOTAL</b>	<b>1,470,967</b>	<b>1,351,959</b>	<b>1,646,840</b>	<b>1,914,450</b>

GENERAL FUND					
FINANCE DEPARTMENT				ACCOUNTING UNIT	
FIN/MGMT SVS-ACCOUNTING				01110110	
Account Code	LINE ITEM RESOURCES	ACTUAL FY 21-22	ACTUAL FY 22-23	ADOPTED FY 23-24	ADOPTED FY 24-25
61000	Salaries Regular	1,459,119	1,606,549	1,686,740	1,934,400
61010	Salaries Cash Out/Separation	58,027	0	76,360	0
61020	Salaries Part-Time	37,992	40,725	60,360	82,340
61040	Salaries Overtime	25,972	18,273	22,570	22,570
61100	Retirement-Employer Normal Cost	119,085	121,679	159,950	170,390
61110	Part-Time Retirement	1,425	1,505	2,320	2,490
61120	Medicare Insurance	21,255	22,427	25,280	28,950
61130	Health Insurance	281,447	315,773	365,840	395,160
61170	Retiree Health Benefits	1,553	1,633	1,710	18,700
61180	Worker Compensation Insurance	75,230	93,556	84,470	88,460
	<b>SUBTOTAL SALARIES &amp; BENEFITS</b>	<b>2,081,106</b>	<b>2,222,119</b>	<b>2,485,600</b>	<b>2,743,460</b>
62010	Communications	7,846	7,650	20,980	5,000
62120	Training, Transportation, Meetings	1,709	3,260	15,000	15,000
62140	Membership, Subscription & Dues	3,823	2,129	7,600	7,600
62300	Contract Services-Professional	128,481	180,909	280,000	211,000
62302	Contracted Vendor Personnel Services	10,634	13,796	0	0
	<b>SUBTOTAL CONTRACTUALS</b>	<b>152,493</b>	<b>207,744</b>	<b>323,580</b>	<b>238,600</b>
63001	Miscellaneous Operating Expenses	27,741	25,341	38,000	0
	<b>SUBTOTAL COMMODITIES</b>	<b>27,741</b>	<b>25,341</b>	<b>38,000</b>	<b>0</b>
65000	Building Rental	33,880	41,210	41,210	46,340
65040	IT Maintenance Charge	109,400	103,740	104,100	108,650
65055	Communications- Landlines	0	0	0	15,130
65100	Insurance Charges	80,920	106,242	92,010	106,600
65105	Benefits Overhead	6,330	17,443	15,520	16,380
65210	Delivery Charges	2,120	0	0	0
	<b>SUBTOTAL FIXED CHARGES</b>	<b>232,650</b>	<b>268,634</b>	<b>252,840</b>	<b>293,100</b>
66200	Buildings & Building Improvements	36,737	772,956	0	0
66511	Computer Software Subscriptions	0	182	19,000	19,000
	<b>SUBTOTAL CAPITAL</b>	<b>36,737</b>	<b>773,137</b>	<b>19,000</b>	<b>19,000</b>
	<b>TOTAL</b>	<b>2,530,727</b>	<b>3,496,975</b>	<b>3,119,020</b>	<b>3,294,160</b>



GENERAL FUND					
FINANCE DEPARTMENT				ACCOUNTING UNIT	
FIN/MGMT SVS-PAYROLL				01110115	
Account Code	LINE ITEM RESOURCES	ACTUAL FY 21-22	ACTUAL FY 22-23	ADOPTED FY 23-24	ADOPTED FY 24-25
61000	Salaries Regular	602,792	491,930	593,600	622,220
61020	Salaries Part-Time	15,859	18,643	18,840	19,800
61040	Salaries Overtime	24,416	27,801	13,400	13,400
61100	Retirement-Employer Normal Cost	30,921	26,177	49,000	48,200
61110	Part-Time Retirement	598	688	710	740
61120	Medicare Insurance	9,051	7,562	8,850	9,280
61130	Health Insurance	90,206	75,312	104,160	119,760
61170	Retiree Health Benefits	1,378	178	1,360	5,950
61180	Worker Compensation Insurance	33,290	29,200	34,910	27,420
	<b>SUBTOTAL SALARIES &amp; BENEFITS</b>	<b>808,511</b>	<b>677,491</b>	<b>824,830</b>	<b>866,770</b>
62010	Communications	3,570	3,797	6,880	0
62120	Training, Transportation, Meetings	2,300	2,552	9,500	9,500
62140	Membership, Subscription & Dues	410	405	500	500
62300	Contract Services-Professional	8,192	9,531	3,000	3,000
	<b>SUBTOTAL CONTRACTUALS</b>	<b>14,472</b>	<b>16,284</b>	<b>19,880</b>	<b>13,000</b>
63001	Miscellaneous Operating Expenses	4,675	5,431	11,000	11,000
	<b>SUBTOTAL COMMODITIES</b>	<b>4,675</b>	<b>5,431</b>	<b>11,000</b>	<b>11,000</b>
65040	IT Maintenance Charge	34,550	33,460	34,130	4,450
65055	Communications- Landlines	0	0	0	4,960
65100	Insurance Charges	35,810	33,160	38,020	33,040
65105	Benefits Overhead	2,120	5,444	6,410	5,080
65210	Delivery Charges	570	0	0	0
	<b>SUBTOTAL FIXED CHARGES</b>	<b>73,050</b>	<b>72,064</b>	<b>78,560</b>	<b>47,530</b>
66511	Computer Software Subscriptions	0	0	0	750
	<b>SUBTOTAL CAPITAL</b>	<b>0</b>	<b>0</b>	<b>0</b>	<b>750</b>
	<b>TOTAL</b>	<b>900,707</b>	<b>771,271</b>	<b>934,270</b>	<b>939,050</b>

<b>GENERAL FUND</b>					
<b>FINANCE DEPARTMENT</b>				<b>ACCOUNTING UNIT</b>	
<b>FIN/MGMT SVS-PURCHASING</b>				<b>01110120</b>	
<b>Account Code</b>	<b>LINE ITEM RESOURCES</b>	<b>ACTUAL FY 21-22</b>	<b>ACTUAL FY 22-23</b>	<b>ADOPTED FY 23-24</b>	<b>ADOPTED FY 24-25</b>
61000	Salaries Regular	411,298	603,277	764,880	834,120
61010	Salaries Cash Out/Separation	88,490	20,691	0	4,100
61020	Salaries Part-Time	0	1,078	29,570	51,380
61040	Salaries Overtime	4,144	3,756	9,600	9,600
61100	Retirement-Employer Normal Cost	30,502	31,914	60,160	61,830
61110	Part-Time Retirement	0	522	1,110	1,930
61120	Medicare Insurance	4,200	8,505	11,480	12,780
61130	Health Insurance	65,532	103,421	151,800	159,360
61170	Retiree Health Benefits	0	1,328	1,580	7,940
61180	Worker Compensation Insurance	26,200	35,374	31,920	37,160
	<b>SUBTOTAL SALARIES &amp; BENEFITS</b>	<b>630,366</b>	<b>809,867</b>	<b>1,062,100</b>	<b>1,180,200</b>
62010	Communications	7,650	9,010	9,170	0
62120	Training, Transportation, Meetings	3,889	5,811	2,600	3,600
62140	Membership, Subscription & Dues	2,582	5,763	2,060	3,060
62300	Contract Services-Professional	26,048	62,570	58,250	58,250
62322	Maintenance & Repair Machinery	0	30,147	5,000	5,000
	<b>SUBTOTAL CONTRACTUALS</b>	<b>40,169</b>	<b>113,301</b>	<b>77,080</b>	<b>69,910</b>
63001	Miscellaneous Operating Expenses	3,383	93,800	93,800	93,800
63020	Postage/Printing	0	179,860	130,000	130,000
63300	Gas & Diesel	0	1,027	0	1,000
	<b>SUBTOTAL COMMODITIES</b>	<b>3,383</b>	<b>274,687</b>	<b>223,800</b>	<b>224,800</b>
65000	Building Rental	48,720	154,690	154,690	173,950
65010	Rental City Equipment	0	5,580	4,430	4,780
65011	Equipment Replacement Charges	0	825	1,800	1,800
65012	Accident Repair & Replacement	0	132	0	0
65040	IT Maintenance Charge	28,790	39,050	45,510	53,430
65055	Communications- Landlines	0	0	0	7,440
65100	Insurance Charges	28,180	40,171	34,760	44,780
65105	Benefits Overhead	1,290	6,595	5,870	6,880
65210	Delivery Charges	440	0	0	0
	<b>SUBTOTAL FIXED CHARGES</b>	<b>107,420</b>	<b>247,043</b>	<b>247,060</b>	<b>293,060</b>
66511	Computer Software Subscriptions	0	55	16,500	16,500
	<b>SUBTOTAL CAPITAL</b>	<b>0</b>	<b>55</b>	<b>16,500</b>	<b>16,500</b>
	<b>TOTAL</b>	<b>781,338</b>	<b>1,444,953</b>	<b>1,626,540</b>	<b>1,784,470</b>

<b>GENERAL FUND</b>					
<b>FINANCE DEPARTMENT</b>				<b>ACCOUNTING UNIT</b>	
<b>FIN/MGMT SVS-TREAS/CUST SVS</b>				<b>01110130</b>	
<b>Account Code</b>	<b>LINE ITEM RESOURCES</b>	<b>ACTUAL FY 21-22</b>	<b>ACTUAL FY 22-23</b>	<b>ADOPTED FY 23-24</b>	<b>ADOPTED FY 24-25</b>
61000	Salaries Regular	922,608	664,878	502,220	551,740
61010	Salaries Cash Out/Separation	0	159,093	0	0
61020	Salaries Part-Time	110,431	64,267	76,650	68,460
61040	Salaries Overtime	11,033	1,426	22,800	22,800
61100	Retirement-Employer Normal Cost	141,876	47,274	52,350	55,150
61110	Part-Time Retirement	4,145	2,185	2,870	2,570
61120	Medicare Insurance	16,066	12,249	8,380	8,990
61130	Health Insurance	159,796	116,984	112,320	114,120
61170	Retiree Health Benefits	2,212	1,863	2,170	5,410
61180	Worker Compensation Insurance	53,150	41,981	58,290	39,160
<b>SUBTOTAL SALARIES &amp; BENEFITS</b>		<b>1,421,317</b>	<b>1,112,202</b>	<b>838,050</b>	<b>868,400</b>
62010	Communications	33,423	30,866	10,320	13,660
62120	Training, Transportation, Meetings	403	5,282	8,700	8,700
62130	Tuition Reimbursement	0	18	0	0
62140	Membership, Subscription & Dues	1,055	975	2,000	2,000
62300	Contract Services-Professional	469,324	517,255	660,200	965,700
62322	Maintenance & Repair Machinery	15,238	0	4,600	4,600
<b>SUBTOTAL CONTRACTUALS</b>		<b>519,443</b>	<b>554,396</b>	<b>685,820</b>	<b>994,660</b>
63001	Miscellaneous Operating Expenses	100,794	35,919	149,000	149,000
63100	Uniforms	0	103	0	0
63300	Gas & Diesel	17,247	17,766	10,690	10,690
<b>SUBTOTAL COMMODITIES</b>		<b>118,040</b>	<b>53,789</b>	<b>159,690</b>	<b>159,690</b>
65000	Building Rental	69,190	84,160	84,160	94,640
65010	Rental City Equipment	59,376	73,056	39,920	43,080
65011	Equipment Replacement Charges	17,976	4,494	9,790	9,800
65012	Accident Repair & Replacement	1,428	1,428	660	1,450
65040	IT Maintenance Charge	75,710	62,190	51,200	35,620
65050	IT Department Specific	0	407,180	407,180	419,400
65055	Communications- Landlines	0	0	0	4,960
65100	Insurance Charges	57,170	47,698	63,490	47,190
65105	Benefits Overhead	3,900	7,823	10,710	7,250
65210	Delivery Charges	2,060	0	0	0
<b>SUBTOTAL FIXED CHARGES</b>		<b>286,810</b>	<b>688,029</b>	<b>667,110</b>	<b>663,390</b>
66400	Machinery & Equipment	6,331	0	30,000	30,000
66511	Computer Software Subscriptions	0	7,962	0	0
<b>SUBTOTAL CAPITAL</b>		<b>6,331</b>	<b>7,962</b>	<b>30,000</b>	<b>30,000</b>
68000	Transfer to Fund 404 (Police Bldg/Ross Annex Debt)	51,710	51,560	51,360	51,450
<b>SUBTOTAL TRANSFERS</b>		<b>51,710</b>	<b>51,560</b>	<b>51,360</b>	<b>51,450</b>
69142	Payment to other Agencies	10,348	10,109	9,500	9,500
69500	Cash Over (Shortage)	250	61	0	0
<b>SUBTOTAL MISCELLANEOUS</b>		<b>10,598</b>	<b>10,170</b>	<b>9,500</b>	<b>9,500</b>
<b>TOTAL</b>		<b>2,414,249</b>	<b>2,478,109</b>	<b>2,441,530</b>	<b>2,777,090</b>

**CANNABIS PUBLIC BENEFIT  
DEPARTMENT RESOURCE SUMMARY**

**FINANCE DEPARTMENT**

<b>ACTIVITIES</b>		<b>ACTUAL FY 21-22</b>	<b>ACTUAL FY 22-23</b>	<b>ADOPTED FY 23-24</b>	<b>ADOPTED FY 24-25</b>
EXPENDITURES					
01210010	FINANCE ENFORCEMENT SERVICES	107,949	115,060	362,990	245,520
	TOTAL EXPENDITURES	107,949	115,060	362,990	245,520
<b>OPERATING EXPENSES</b>		<b>ACTUAL FY 21-22</b>	<b>ACTUAL FY 22-23</b>	<b>ADOPTED FY 23-24</b>	<b>ADOPTED FY 24-25</b>
61000	SALARIES & BENEFITS	98,769	105,012	96,780	112,900
62000	CONTRACTUALS	0	0	255,550	120,550
65000	FIXED CHARGES	9,180	10,048	10,660	12,070
	<b>TOTAL</b>	<b>107,949</b>	<b>115,060</b>	<b>362,990</b>	<b>245,520</b>

<b>CANNABIS PUBLIC BENEFIT</b>					
<b>FINANCE DEPARTMENT</b>				<b>ACCOUNTING UNIT</b>	
<b>FINANCE ENFORCEMENT SERVICES</b>				<b>01210010</b>	
<b>Account Code</b>	<b>LINE ITEM RESOURCES</b>	<b>ACTUAL FY 21-22</b>	<b>ACTUAL FY 22-23</b>	<b>ADOPTED FY 23-24</b>	<b>ADOPTED FY 24-25</b>
61000	Salaries Regular	81,086	84,734	77,680	90,390
61040	Salaries Overtime	884	3,326	0	0
61100	Retirement-Employer Normal Cost	3,011	2,537	3,510	3,790
61120	Medicare Insurance	1,165	1,252	1,120	1,300
61130	Health Insurance	8,784	9,148	9,890	12,040
61170	Retiree Health Benefits	0	0	0	830
61180	Worker Compensation Insurance	3,840	4,015	4,580	4,550
	<b>SUBTOTAL SALARIES &amp; BENEFITS</b>	<b>98,769</b>	<b>105,012</b>	<b>96,780</b>	<b>112,900</b>
62300	Contract Services-Professional	0	0	255,550	120,550
	<b>SUBTOTAL CONTRACTUALS</b>	<b>0</b>	<b>0</b>	<b>255,550</b>	<b>120,550</b>
65040	IT Maintenance Charge	4,890	4,740	4,840	5,050
65055	Communications- Landlines	0	0	0	700
65100	Insurance Charges	4,130	4,559	4,980	5,480
65105	Benefits Overhead	160	749	840	840
	<b>SUBTOTAL FIXED CHARGES</b>	<b>9,180</b>	<b>10,048</b>	<b>10,660</b>	<b>12,070</b>
	<b>TOTAL</b>	<b>107,949</b>	<b>115,060</b>	<b>362,990</b>	<b>245,520</b>

**CENTRAL SERVICES  
DEPARTMENT RESOURCE SUMMARY**

**FINANCE DEPARTMENT**

ACTIVITIES		ACTUAL FY 21-22	ACTUAL FY 22-23	ADOPTED FY 23-24	ADOPTED FY 24-25
<b>REVENUES</b>					
56010	Delivery Charge	84,483	0	0	0
56011	Postage Charge	185,392	0	0	0
56012	Reprographics Charge	219,293	0	0	0
58000	Earning On Investments	656	0	0	0
59000-011	Transfer From Fund 011	426,000	704,127	0	0
	<b>TOTAL REVENUES</b>	<b>915,824</b>	<b>704,127</b>	<b>0</b>	<b>0</b>
<b>EXPENDITURES</b>					
07110100	FIN/MGMT-CENTRAL SVCS	680,638	120,352	0	0
	<b>TOTAL EXPENDITURES</b>	<b>680,638</b>	<b>120,352</b>	<b>0</b>	<b>0</b>
OPERATING EXPENSES		ACTUAL FY 21-22	ACTUAL FY 22-23	ADOPTED FY 23-24	ADOPTED FY 24-25
61000	SALARIES & BENEFITS	236,772	115,224	0	0
62000	CONTRACTUALS	34,190	0	0	0
63000	COMMODITIES	211,091	0	0	0
65000	FIXED CHARGES	177,589	5,127	0	0
66000	CAPITAL	16,313	0	0	0
67000	DEBT SERVICE	4,683	0	0	0
	<b>TOTAL</b>	<b>680,638</b>	<b>120,352</b>	<b>0</b>	<b>0</b>

<b>CENTRAL SERVICES</b>					
<b>FINANCE DEPARTMENT</b>				<b>ACCOUNTING UNIT</b>	
<b>FIN/MGMT-CENTRAL SVCS</b>				<b>07110002</b>	
<b>Account Code</b>	<b>LINE ITEM RESOURCES</b>	<b>ACTUAL FY 21-22</b>	<b>ACTUAL FY 22-23</b>	<b>ADOPTED FY 23-24</b>	<b>ADOPTED FY 24-25</b>
56010	Delivery Charge	84,483	0	0	0
56011	Postage Charge	185,392	0	0	0
56012	Reprographics Charge	219,293	0	0	0
58000	Earning On Investments	656	0	0	0
59000	Transfer From Fund 011	426,000	704,127	0	0
	<b>SUBTOTAL REVENUES</b>	<b>915,824</b>	<b>704,127</b>	<b>0</b>	<b>0</b>
	<b>TOTAL</b>	<b>915,824</b>	<b>704,127</b>	<b>0</b>	<b>0</b>

<b>CENTRAL SERVICES</b>					
<b>FINANCE DEPARTMENT</b>				<b>ACCOUNTING UNIT</b>	
<b>FIN/MGMT-CENTRAL SVCS</b>				<b>07110100</b>	
<b>Account Code</b>	<b>LINE ITEM RESOURCES</b>	<b>ACTUAL FY 21-22</b>	<b>ACTUAL FY 22-23</b>	<b>ADOPTED FY 23-24</b>	<b>ADOPTED FY 24-25</b>
61000	Salaries Regular	151,470	87,637	0	0
61020	Salaries Part-Time	2,834	0	0	0
61040	Salaries Overtime	38	0	0	0
61100	Retirement-Employer Normal Cost	5,726	2,695	0	0
61102	Retirement- Employer Unfunded- Miscellaneous	31,539	0	0	0
61110	Part-Time Retirement	106	0	0	0
61120	Medicare Insurance	2,094	1,192	0	0
61130	Health Insurance	33,735	19,822	0	0
61180	Worker Compensation Insurance	9,230	3,878	0	0
	<b>SUBTOTAL SALARIES &amp; BENEFITS</b>	<b>236,772</b>	<b>115,224</b>	<b>0</b>	<b>0</b>
62010	Communications	2,040	0	0	0
62300	Contract Services-Professional	32,150	0	0	0
	<b>SUBTOTAL CONTRACTUALS</b>	<b>34,190</b>	<b>0</b>	<b>0</b>	<b>0</b>
63001	Miscellaneous Operating Expenses	77,015	0	0	0
63020	Postage/Printing	133,000	0	0	0
63300	Gas & Diesel	1,076	0	0	0
	<b>SUBTOTAL COMMODITIES</b>	<b>211,091</b>	<b>0</b>	<b>0</b>	<b>0</b>
65000	Building Rental	78,450	0	0	0
65010	Rental City Equipment	5,076	0	0	0
65011	Equipment Replacement Charges	3,300	0	0	0
65012	Accident Repair & Replacement	132	0	0	0
65040	IT Maintenance Charge	11,520	0	0	0
65100	Insurance Charges	9,930	4,404	0	0
65105	Benefits Overhead	580	723	0	0
65210	Delivery Charges	260	0	0	0
65400	Indirect Costs	68,341	0	0	0
	<b>SUBTOTAL FIXED CHARGES</b>	<b>177,589</b>	<b>5,127</b>	<b>0</b>	<b>0</b>
66400	Machinery & Equipment	16,313	0	0	0
	<b>SUBTOTAL CAPITAL</b>	<b>16,313</b>	<b>0</b>	<b>0</b>	<b>0</b>
67311	POB Interest - Misc	4,683	0	0	0
	<b>SUBTOTAL DEBT SERVICE</b>	<b>4,683</b>	<b>0</b>	<b>0</b>	<b>0</b>
	<b>TOTAL</b>	<b>680,638</b>	<b>120,352</b>	<b>0</b>	<b>0</b>



**457 ADMIN PLAN  
DEPARTMENT RESOURCE SUMMARY**

**FINANCE DEPARTMENT**

<b>ACTIVITIES</b>		<b>ACTUAL FY 21-22</b>	<b>ACTUAL FY 22-23</b>	<b>ADOPTED FY 23-24</b>	<b>ADOPTED FY 24-25</b>
<b>REVENUES</b>					
57991	Miscellaneous Receipts	0	0	300	0
57994	Deferred Comp Plan Fees	0	0	69,000	0
	<b>TOTAL REVENUES</b>	0	0	69,300	0
<b>EXPENDITURES</b>					
10010172	SECTION 457 FIDUCIARY ADMIN	0	0	93,000	0
	<b>TOTAL EXPENDITURES</b>	0	0	93,000	0
<b>OPERATING EXPENSES</b>		<b>ACTUAL FY 21-22</b>	<b>ACTUAL FY 22-23</b>	<b>ADOPTED FY 23-24</b>	<b>ADOPTED FY 24-25</b>
62000	CONTRACTUALS	0	0	28,000	0
69000	MISCELLANEOUS	0	0	65,000	0
	<b>TOTAL</b>	<b>0</b>	<b>0</b>	<b>93,000</b>	<b>0</b>

457 ADMIN PLAN					
FINANCE DEPARTMENT			ACCOUNTING UNIT		
SECTION 457 FIDUCIARY ADMIN			10010002		
Account Code	LINE ITEM RESOURCES	ACTUAL FY 21-22	ACTUAL FY 22-23	ADOPTED FY 23-24	ADOPTED FY 24-25
57991	Miscellaneous Receipts	0	0	300	0
57994	Deferred Comp Plan Fees	0	0	69,000	0
	<b>SUBTOTAL REVENUES</b>	<b>0</b>	<b>0</b>	<b>69,300</b>	<b>0</b>
	<b>TOTAL</b>	<b>0</b>	<b>0</b>	<b>69,300</b>	<b>0</b>

<b>457 ADMIN PLAN</b>					
FINANCE DEPARTMENT			ACCOUNTING UNIT		
SECTION 457 FIDUCIARY ADMIN			10010172		
Account Code	LINE ITEM RESOURCES	ACTUAL FY 21-22	ACTUAL FY 22-23	ADOPTED FY 23-24	ADOPTED FY 24-25
62300	Contract Services-Professional	0	0	28,000	0
	<b>SUBTOTAL CONTRACTUALS</b>	<b>0</b>	<b>0</b>	<b>28,000</b>	<b>0</b>
69109	Deferred Comp Plan Expense	0	0	65,000	0
	<b>SUBTOTAL MISCELLANEOUS</b>	<b>0</b>	<b>0</b>	<b>65,000</b>	<b>0</b>
	<b>TOTAL</b>	<b>0</b>	<b>0</b>	<b>93,000</b>	<b>0</b>

**American Rescue Plan Act  
DEPARTMENT RESOURCE SUMMARY**

**FINANCE DEPARTMENT**

<b>ACTIVITIES</b>		<b>ACTUAL FY 21-22</b>	<b>ACTUAL FY 22-23</b>	<b>ADOPTED FY 23-24</b>	<b>ADOPTED FY 24-25</b>
<b>EXPENDITURES</b>					
18110013	ARPA-FMSA	503,933	157,253	317,800	372,520
	<b>TOTAL EXPENDITURES</b>	503,933	157,253	317,800	372,520
<b>OPERATING EXPENSES</b>		<b>ACTUAL FY 21-22</b>	<b>ACTUAL FY 22-23</b>	<b>ADOPTED FY 23-24</b>	<b>ADOPTED FY 24-25</b>
61000	SALARIES & BENEFITS	29,160	131,050	299,270	345,630
62000	CONTRACTUALS	474,773	20,961	0	0
63000	COMMODITIES	0	246	0	0
65000	FIXED CHARGES	0	4,997	18,530	26,890
	<b>TOTAL</b>	<b>503,933</b>	<b>157,253</b>	<b>317,800</b>	<b>372,520</b>

<b>American Rescue Plan Act</b>					
<b>FINANCE DEPARTMENT</b>				<b>ACCOUNTING UNIT</b>	
<b>ARPA-FMSA</b>				<b>18110013</b>	
<b>Account Code</b>	<b>LINE ITEM RESOURCES</b>	<b>ACTUAL FY 21-22</b>	<b>ACTUAL FY 22-23</b>	<b>ADOPTED FY 23-24</b>	<b>ADOPTED FY 24-25</b>
61000	Salaries Regular	20,371	88,347	196,040	215,980
61040	Salaries Overtime	0	124	0	0
61100	Retirement-Employer Normal Cost	2,424	7,223	24,600	26,400
61102	Retirement- Employer Unfunded- Miscellaneous	0	16,745	14,760	25,780
61120	Medicare Insurance	282	906	2,840	3,130
61130	Health Insurance	6,082	13,925	59,880	67,440
61170	Retiree Health Benefits	0	0	0	2,160
61180	Worker Compensation Insurance	0	3,780	1,150	4,740
	<b>SUBTOTAL SALARIES &amp; BENEFITS</b>	<b>29,160</b>	<b>131,050</b>	<b>299,270</b>	<b>345,630</b>
62300	Contract Services-Professional	474,773	20,961	0	0
	<b>SUBTOTAL CONTRACTUALS</b>	<b>474,773</b>	<b>20,961</b>	<b>0</b>	<b>0</b>
63001	Miscellaneous Operating Expenses	0	246	0	0
	<b>SUBTOTAL COMMODITIES</b>	<b>0</b>	<b>246</b>	<b>0</b>	<b>0</b>
65040	IT Maintenance Charge	0	0	17,070	17,810
65055	Communications- Landlines	0	0	0	2,480
65100	Insurance Charges	0	4,292	1,250	5,720
65105	Benefits Overhead	0	705	210	880
	<b>SUBTOTAL FIXED CHARGES</b>	<b>0</b>	<b>4,997</b>	<b>18,530</b>	<b>26,890</b>
	<b>TOTAL</b>	<b>503,933</b>	<b>157,253</b>	<b>317,800</b>	<b>372,520</b>

# Library

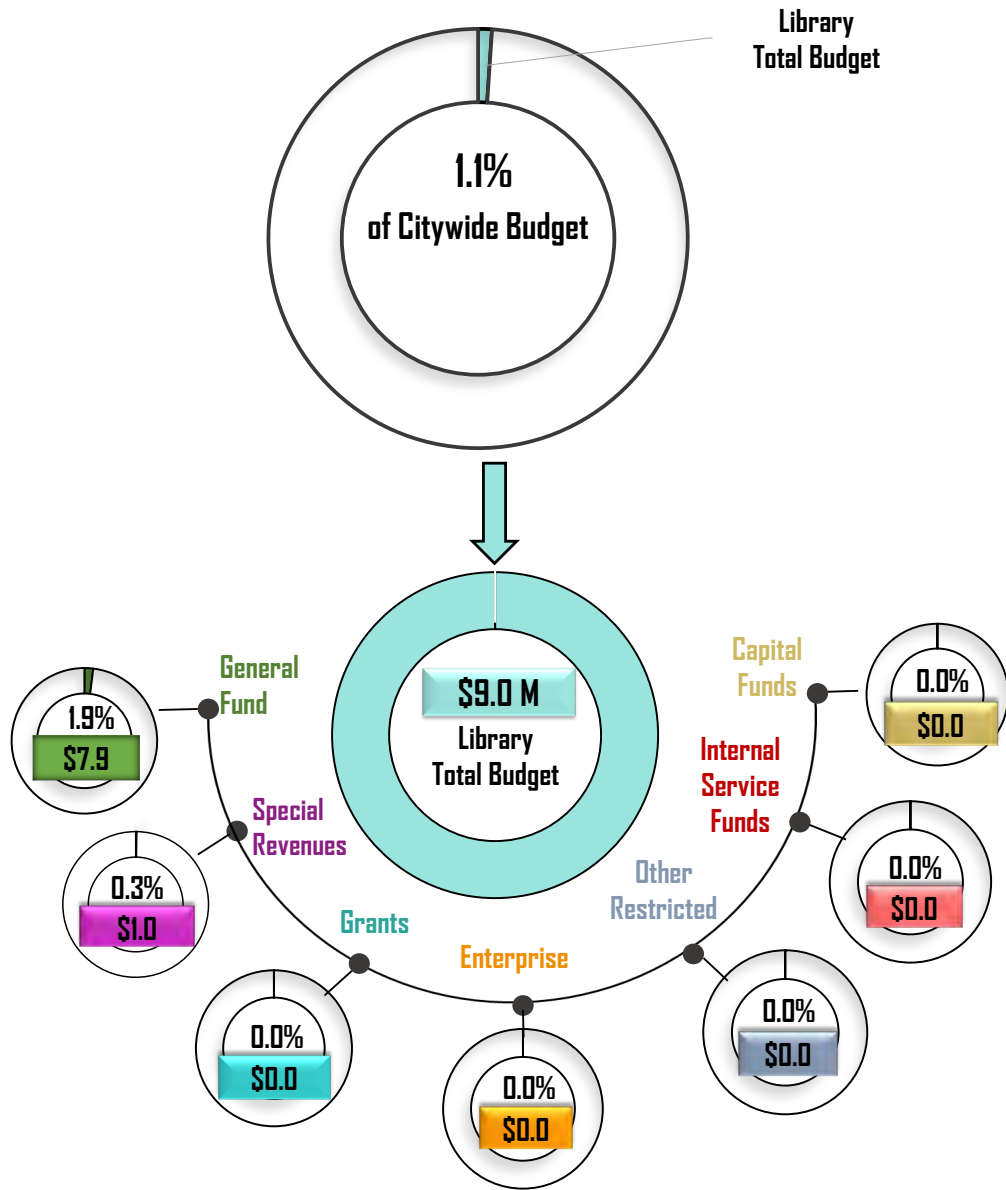
**Departmental / Program Information**

FY 24 -25 Adopted Budget

<b>Library Position Summary</b>			
<b>Authorized Personnel</b>	<b>Funded FY 23-24</b>	<b>Workforce Changes</b>	<b>Funded FY 24-25</b>
Executive Secretary (UC)	1		1
Graphics Designer I	1		1
Librarian	8		8
Library Operations Manager (MM)	1		1
Library Services Assistant*	6		6
Library Services Director (EM)	1		1
Library Technician	3		3
Principal Librarian	4		4
Senior Accounting Assistant	1		1
Senior Librarian	8		8
Senior Library Technician	3		3
Senior Management Analyst (AM)	1		1
<b>Authorized Total</b>	<b>38</b>	<b>0</b>	<b>38</b>

\*Position(s) added in FY 23-24 Mid-Year Report Reso #2024-003

GENERAL FUND	37.00
CANNABIS PUBLIC BENEFIT FUND	1.00
<b>TOTAL FUNDED POSITIONS</b>	<b>38.00</b>





# Library

## REVENUE

Fund	ACTUAL FY 21-22	ACTUAL FY 22-23	ADOPTED FY 23-24	ADOPTED FY 24-25
011 GENERAL FUND	2,654	3,329	2,600	10,200
152 PUBLIC LIBRARY GRANT FUND	12,353	53,871	-	-
154 LIBRARY SVCS & TECHNOLOGY ACT	16,150	-	-	-
<b>TOTAL REVENUE</b>	<b>31,156</b>	<b>57,200</b>	<b>2,600</b>	<b>10,200</b>

## EXPENDITURE

Fund	ACTUAL FY 21-22	ACTUAL FY 22-23	ADOPTED FY 23-24	ADOPTED FY 24-25
011 GENERAL FUND	5,537,478	6,468,671	7,392,510	7,916,230
012 CANNABIS PUBLIC BENEFIT	533,329	1,074,328	975,000	1,010,000
022 LIBRARY FEE AND DONATION	-	-	27,700	27,700
152 PUBLIC LIBRARY GRANT FUND	12,353	24,920	-	-
153 LIBRARY GRANTS	-	42,388	-	-
154 LIBRARY SVCS & TECHNOLOGY ACT	16,150	1,375	-	-
181 American Rescue Plan Act	489,994	1,676,237	-	-
<b>TOTAL EXPENDITURE</b>	<b>6,589,304</b>	<b>9,287,919</b>	<b>8,395,210</b>	<b>8,953,930</b>

# Library Services Department

## Department Programs



### Administration

To provide responsible and effective administrative support for innovative library program and service delivery to the community in an efficient and effective manner.



### Adult Services

To provide a variety of relevant materials, quality information and innovative services that promote learning and enjoyment for adults and seniors in the Santa Ana community.



### Youth Services

To provide timely materials and quality programs that meet the educational, recreational, and cultural needs of youth from infancy through eighth grade, while also promoting early literacy, academic success, and expanded personal growth.



### Young Adult Services

To provide Santa Ana teens and young adults with a safe place to study and gather, while taking advantage of library materials, mentoring and training opportunities to develop civic mindfulness and enhanced personal development.



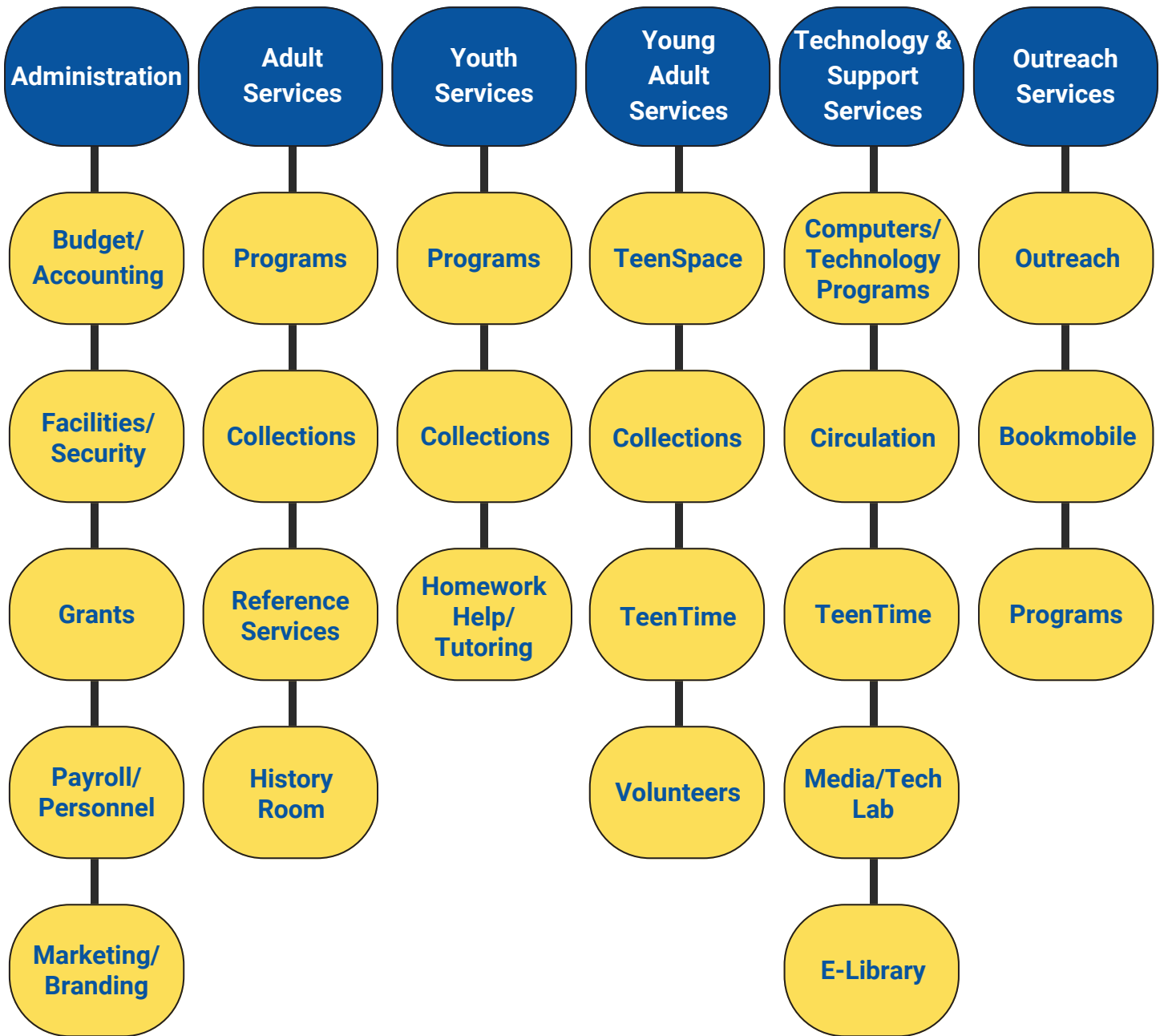
### Technology & Support Services

To provide programs and services to people of all ages, including access to quality electronic resources and print materials through efficient use of technological advances, training, processing, and lending procedures.



### Outreach Services

To provide Santa Ana with quality bookmobile and outreach services to meet the community's diverse information and programming needs.



# Department Summary

The Santa Ana Public Library's purpose is to respond to our community's informational, educational, and personal interest needs using books, materials, technology, e-resources, and professional expertise. The Santa Ana Public Library has a multilingual staff that shares the cultural heritage of the community. Each staff member is dedicated to serving the community through a variety of physical, mobile and virtual library locations that are maintained as safe places for residents of all ages to connect, learn, and play.

## Accomplishments

- Completed design of the Main Library Transformation Project and Outdoor Library at Jerome Park.
- Bid out all capital improvement projects, including Delhi and Newhope Branches, Main Library, and Outdoor Library at Jerome Park.
- Increased patron engagement and outreach in the community by 26% from 17,940 to 22,581 total program attendees.
- Received a grant from the State of California adding \$1.087 million in new funding for the Newhope Library Renovation Project.

# Strategic Priorities



### Financial Stability

Protect and enhance revenue streams while maintaining a healthy reserve balance to provide for the expenditure of funds in support of the long-term priorities of the City's strategic plan.



### Community Safety

Provide a safe environment for residents and visitors while reducing crime and addressing the impacts of homelessness on our quality of life.



### Modern Facilities & Infrastructure

Ensure maintenance and preservation of City facilities and roadways to better serve the population and visitors.



### Efficient City Services

Streamline the methods of providing services to help ensure doing business with the City is easier and more efficient.



### Economic Diversification & Expansion

Enhance economic vitality by growing revenue streams, attracting quality jobs, diverse businesses and desired amenities for residents.

Strategic Plan & Goals For FY 2024-25					
Complete bidding and begin construction of the Main Library Transformation Project.			X		
Complete construction of the Dehli Branch and Outdoor Library at Jerome Park Project.			X		
Complete bidding and begin construction of the Newhope Library Renovation Project.			X		
Complete custom and delivery of a 2nd larger Bookmobile.				X	

# Key Performance Measures

Strategic Priority: Efficient City Services

Measure	5-Year Trajectory	FY 22-23 Annual	FY 23-24 Target	FY 24-25 Target
Virtual Homework Tutoring Sessions	Modest	5,764	5,900	6,100
Library Card Holders Youth and Students	Modest	102,829	104,500	107,500
Bookmobile Program Participants	Significant	37,520	39,000	47,000
E-book/audiobook available for check-out	Moderate	343,870	350,000	367,500
Adult and Senior Program Participants	Modest	2,059	2,100	2,200

**GENERAL FUND  
DEPARTMENT RESOURCE SUMMARY**

**LIBRARY**

ACTIVITIES	ACTUAL FY 21-22	ACTUAL FY 22-23	ADOPTED FY 23-24	ADOPTED FY 24-25
<b>EXPENDITURES</b>				
01111017 LIBRARY - SERVICE ENHANCEMENT	247,221	371,003	458,480	530,850
01111110 ADMINISTRATION	929,109	1,740,418	2,101,000	2,121,900
01111120 LIBRARY- OUTREACH SERVICES	0	0	0	325,960
01111150 ADULT SERVICES	1,015,779	663,976	749,660	793,230
01111160 YOUTH SERVICES	884,377	980,727	1,144,940	1,179,380
01111180 YOUNG ADULT SERVICES	773,369	978,303	968,560	745,490
01111190 TECH & SUPPORT SVCS	1,687,623	1,734,245	1,969,870	2,219,420
TOTAL EXPENDITURES	5,537,478	6,468,671	7,392,510	7,916,230
OPERATING EXPENSES	ACTUAL FY 21-22	ACTUAL FY 22-23	ADOPTED FY 23-24	ADOPTED FY 24-25
61000 SALARIES & BENEFITS	3,679,140	4,434,265	5,151,480	5,673,730
62000 CONTRACTUALS	596,887	666,244	765,610	760,490
63000 COMMODITIES	215,584	179,294	142,030	145,530
65000 FIXED CHARGES	699,062	860,770	833,490	1,024,120
66000 CAPITAL	325,327	301,635	476,400	288,860
67000 DEBT SERVICE	21,479	26,465	23,500	23,500
<b>TOTAL</b>	<b>5,537,478</b>	<b>6,468,671</b>	<b>7,392,510</b>	<b>7,916,230</b>

GENERAL FUND					
LIBRARY					ACCOUNTING UNIT
LIBRARY - SERVICE ENHANCEMENT					01111017
Account Code	LINE ITEM RESOURCES	ACTUAL FY 21-22	ACTUAL FY 22-23	ADOPTED FY 23-24	ADOPTED FY 24-25
61000	Salaries Regular	154,079	200,943	289,050	329,530
61040	Salaries Overtime	166	1,051	1,500	3,500
61100	Retirement-Employer Normal Cost	18,336	22,240	36,280	40,270
61120	Medicare Insurance	2,190	2,863	4,190	4,790
61130	Health Insurance	36,532	45,416	84,120	89,640
61170	Retiree Health Benefits	0	0	0	3,300
61180	Worker Compensation Insurance	0	11,823	8,910	11,440
	<b>SUBTOTAL SALARIES &amp; BENEFITS</b>	<b>211,303</b>	<b>284,336</b>	<b>424,050</b>	<b>482,470</b>
62300	Contract Services-Professional	400	13,633	5,000	5,000
	<b>SUBTOTAL CONTRACTUALS</b>	<b>400</b>	<b>13,633</b>	<b>5,000</b>	<b>5,000</b>
63001	Miscellaneous Operating Expenses	35,517	41,578	0	0
	<b>SUBTOTAL COMMODITIES</b>	<b>35,517</b>	<b>41,578</b>	<b>0</b>	<b>0</b>
65040	IT Maintenance Charge	0	0	17,070	23,750
65055	Communications- Landlines	0	0	0	3,310
65100	Insurance Charges	0	14,976	10,760	14,320
65105	Benefits Overhead	0	2,167	1,600	2,000
	<b>SUBTOTAL FIXED CHARGES</b>	<b>0</b>	<b>17,143</b>	<b>29,430</b>	<b>43,380</b>
66200	Buildings & Building Improvements	0	14,313	0	0
	<b>SUBTOTAL CAPITAL</b>	<b>0</b>	<b>14,313</b>	<b>0</b>	<b>0</b>
	<b>TOTAL</b>	<b>247,221</b>	<b>371,003</b>	<b>458,480</b>	<b>530,850</b>



<b>GENERAL FUND</b>					
<b>LIBRARY</b>		<b>ACCOUNTING UNIT</b>			
<b>ADMINISTRATION</b>		<b>01111110</b>			
<b>Account Code</b>	<b>LINE ITEM RESOURCES</b>	<b>ACTUAL FY 21-22</b>	<b>ACTUAL FY 22-23</b>	<b>ADOPTED FY 23-24</b>	<b>ADOPTED FY 24-25</b>
61000	Salaries Regular	364,813	451,332	545,320	655,100
61020	Salaries Part-Time	14,795	0	0	0
61100	Retirement-Employer Normal Cost	22,269	27,252	44,180	50,120
61102	Retirement- Employer Unfunded- Miscellaneous	0	0	0	930
61110	Part-Time Retirement	555	0	0	0
61120	Medicare Insurance	5,516	6,343	7,880	9,460
61130	Health Insurance	61,499	80,462	111,000	110,760
61170	Retiree Health Benefits	2,633	3,282	4,000	6,260
61180	Worker Compensation Insurance	13,230	26,833	21,970	26,340
	<b>SUBTOTAL SALARIES &amp; BENEFITS</b>	<b>485,310</b>	<b>595,503</b>	<b>734,350</b>	<b>858,970</b>
62000	Utilities	144,597	168,808	162,800	165,950
62010	Communications	17,261	24,879	42,150	29,000
62120	Training, Transportation, Meetings	2,703	2,288	6,000	16,000
62140	Membership, Subscription & Dues	4,317	9,217	9,660	3,460
62251	Other Agency Services	7,825	7,917	8,000	8,200
62300	Contract Services-Professional	183,246	242,025	320,400	329,310
62500	Rent Payments	0	17,750	43,030	56,460
62600	Parking Validation	10,333	12,900	14,990	15,480
62700	Auto Expense	6,000	6,000	6,000	6,000
	<b>SUBTOTAL CONTRACTUALS</b>	<b>376,283</b>	<b>491,784</b>	<b>613,030</b>	<b>629,860</b>
63001	Miscellaneous Operating Expenses	17,392	19,331	35,500	29,500
63300	Gas & Diesel	824	3,875	2,900	2,900
	<b>SUBTOTAL COMMODITIES</b>	<b>18,217</b>	<b>23,206</b>	<b>38,400</b>	<b>32,400</b>
65000	Building Rental	0	408,220	408,220	474,040
65010	Rental City Equipment	0	20,724	13,730	14,820
65011	Equipment Replacement Charges	0	5,469	0	7,990
65012	Accident Repair & Replacement	0	567	1,560	3,420
65040	IT Maintenance Charge	11,520	13,940	22,750	29,690
65055	Communications- Landlines	0	0	0	4,130
65100	Insurance Charges	15,580	33,988	26,520	32,970
65105	Benefits Overhead	720	4,919	3,940	4,600
	<b>SUBTOTAL FIXED CHARGES</b>	<b>27,820</b>	<b>487,827</b>	<b>476,720</b>	<b>571,660</b>
66400	Machinery & Equipment	0	115,631	0	0
66511	Computer Software Subscriptions	0	0	0	5,510
66600	Books Records Video	0	0	215,000	0
	<b>SUBTOTAL CAPITAL</b>	<b>0</b>	<b>115,631</b>	<b>215,000</b>	<b>5,510</b>
67003	Loan Payment-OBF	21,479	26,465	23,500	23,500
	<b>SUBTOTAL DEBT SERVICE</b>	<b>21,479</b>	<b>26,465</b>	<b>23,500</b>	<b>23,500</b>
	<b>TOTAL</b>	<b>929,109</b>	<b>1,740,418</b>	<b>2,101,000</b>	<b>2,121,900</b>

<b>GENERAL FUND</b>					
<b>LIBRARY</b>					<b>ACCOUNTING UNIT</b>
<b>LIBRARY- OUTREACH SERVICES</b>					<b>01111120</b>
<b>Account Code</b>	<b>LINE ITEM RESOURCES</b>	<b>ACTUAL FY 21-22</b>	<b>ACTUAL FY 22-23</b>	<b>ADOPTED FY 23-24</b>	<b>ADOPTED FY 24-25</b>
61000	Salaries Regular	0	0	0	173,170
61020	Salaries Part-Time	0	0	0	40,180
61040	Salaries Overtime	0	0	0	4,000
61100	Retirement-Employer Normal Cost	0	0	0	12,320
61110	Part-Time Retirement	0	0	0	1,510
61120	Medicare Insurance	0	0	0	3,080
61130	Health Insurance	0	0	0	40,800
61170	Retiree Health Benefits	0	0	0	1,640
61180	Worker Compensation Insurance	0	0	0	10,000
	<b>SUBTOTAL SALARIES &amp; BENEFITS</b>	<b>0</b>	<b>0</b>	<b>0</b>	<b>286,700</b>
62120	Training, Transportation, Meetings	0	0	0	2,000
62600	Parking Validation	0	0	0	6,120
	<b>SUBTOTAL CONTRACTUALS</b>	<b>0</b>	<b>0</b>	<b>0</b>	<b>8,120</b>
63001	Miscellaneous Operating Expenses	0	0	0	4,000
	<b>SUBTOTAL COMMODITIES</b>	<b>0</b>	<b>0</b>	<b>0</b>	<b>4,000</b>
65040	IT Maintenance Charge	0	0	0	11,880
65055	Communications- Landlines	0	0	0	1,660
65100	Insurance Charges	0	0	0	12,000
65105	Benefits Overhead	0	0	0	1,600
	<b>SUBTOTAL FIXED CHARGES</b>	<b>0</b>	<b>0</b>	<b>0</b>	<b>27,140</b>
	<b>TOTAL</b>	<b>0</b>	<b>0</b>	<b>0</b>	<b>325,960</b>

<b>GENERAL FUND</b>					
<b>LIBRARY</b>				<b>ACCOUNTING UNIT</b>	
<b>SERVICES REVENUE</b>				<b>01111002</b>	
<b>Account Code</b>	<b>LINE ITEM RESOURCES</b>	<b>ACTUAL FY 21-22</b>	<b>ACTUAL FY 22-23</b>	<b>ADOPTED FY 23-24</b>	<b>ADOPTED FY 24-25</b>
53204	Printing Fee	0	0	0	7,100
55200	Library Fines	8	0	0	0
55201	Lost/Damaged Library Material	1,212	2,345	2,100	2,100
57010	Miscellaneous Recoveries	116	0	0	0
57200	Other Library Recoveries	1,317	984	500	1,000
	<b>SUBTOTAL REVENUES</b>	<b>2,654</b>	<b>3,329</b>	<b>2,600</b>	<b>10,200</b>
	<b>TOTAL</b>	<b>2,654</b>	<b>3,329</b>	<b>2,600</b>	<b>10,200</b>

GENERAL FUND					
LIBRARY		ACCOUNTING UNIT			
ADULT SERVICES		01111150			
Account Code	LINE ITEM RESOURCES	ACTUAL FY 21-22	ACTUAL FY 22-23	ADOPTED FY 23-24	ADOPTED FY 24-25
61000	Salaries Regular	332,704	299,991	363,070	404,270
61010	Salaries Cash Out/Separation	0	52,300	0	0
61020	Salaries Part-Time	39,662	56,962	89,330	89,430
61040	Salaries Overtime	337	565	3,500	2,000
61100	Retirement-Employer Normal Cost	14,357	11,595	28,670	30,970
61110	Part-Time Retirement	1,458	2,026	3,350	3,350
61120	Medicare Insurance	3,865	4,224	6,560	7,150
61130	Health Insurance	64,116	58,220	84,000	72,120
61170	Retiree Health Benefits	0	0	0	3,860
61180	Worker Compensation Insurance	24,200	20,686	21,540	20,330
	<b>SUBTOTAL SALARIES &amp; BENEFITS</b>	<b>480,698</b>	<b>506,569</b>	<b>600,020</b>	<b>633,480</b>
62120	Training, Transportation, Meetings	0	1,008	1,000	2,000
62300	Contract Services-Professional	9,668	7,804	10,000	10,000
62600	Parking Validation	6,241	5,745	8,200	8,200
	<b>SUBTOTAL CONTRACTUALS</b>	<b>15,909</b>	<b>14,557</b>	<b>19,200</b>	<b>20,200</b>
63001	Miscellaneous Operating Expenses	26,866	18,157	15,000	15,000
63300	Gas & Diesel	308	0	0	0
	<b>SUBTOTAL COMMODITIES</b>	<b>27,174</b>	<b>18,157</b>	<b>15,000</b>	<b>15,000</b>
65000	Building Rental	335,620	0	0	0
65010	Rental City Equipment	11,176	0	0	0
65011	Equipment Replacement Charges	3,646	0	0	0
65012	Accident Repair & Replacement	210	0	0	0
65040	IT Maintenance Charge	31,670	22,310	17,070	23,750
65055	Communications- Landlines	0	0	0	3,310
65100	Insurance Charges	28,480	26,202	26,010	25,440
65105	Benefits Overhead	1,760	3,792	3,860	3,550
65210	Delivery Charges	3,160	0	0	0
	<b>SUBTOTAL FIXED CHARGES</b>	<b>415,722</b>	<b>52,304</b>	<b>46,940</b>	<b>56,050</b>
66600	Books Records Video	76,276	72,388	68,500	68,500
	<b>SUBTOTAL CAPITAL</b>	<b>76,276</b>	<b>72,388</b>	<b>68,500</b>	<b>68,500</b>
	<b>TOTAL</b>	<b>1,015,779</b>	<b>663,976</b>	<b>749,660</b>	<b>793,230</b>

<b>GENERAL FUND</b>					
<b>LIBRARY</b>				<b>ACCOUNTING UNIT</b>	
<b>YOUTH SERVICES</b>				<b>01111160</b>	
<b>Account Code</b>	<b>LINE ITEM RESOURCES</b>	<b>ACTUAL FY 21-22</b>	<b>ACTUAL FY 22-23</b>	<b>ADOPTED FY 23-24</b>	<b>ADOPTED FY 24-25</b>
61000	Salaries Regular	397,998	509,647	532,350	561,490
61020	Salaries Part-Time	162,788	137,754	223,560	182,410
61040	Salaries Overtime	108	2,243	4,000	3,000
61100	Retirement-Employer Normal Cost	28,618	32,108	42,030	50,190
61110	Part-Time Retirement	5,599	4,479	8,380	6,840
61120	Medicare Insurance	6,374	7,324	10,930	10,760
61130	Health Insurance	59,752	73,727	107,280	122,400
61170	Retiree Health Benefits	0	0	0	5,430
61180	Worker Compensation Insurance	36,870	37,684	32,450	36,860
	<b>SUBTOTAL SALARIES &amp; BENEFITS</b>	<b>698,107</b>	<b>804,965</b>	<b>960,980</b>	<b>979,380</b>
62010	Communications	3,400	0	0	0
62120	Training, Transportation, Meetings	16	5	1,000	2,000
62300	Contract Services-Professional	13,020	13,153	16,600	16,600
62600	Parking Validation	13,379	13,275	19,340	16,340
	<b>SUBTOTAL CONTRACTUALS</b>	<b>29,814</b>	<b>26,433</b>	<b>36,940</b>	<b>34,940</b>
63001	Miscellaneous Operating Expenses	31,620	20,528	16,400	20,400
	<b>SUBTOTAL COMMODITIES</b>	<b>31,620</b>	<b>20,528</b>	<b>16,400</b>	<b>20,400</b>
65040	IT Maintenance Charge	28,790	25,100	34,130	35,620
65055	Communications- Landlines	0	0	0	4,960
65100	Insurance Charges	43,400	47,732	39,170	46,140
65105	Benefits Overhead	1,450	6,908	5,820	6,440
	<b>SUBTOTAL FIXED CHARGES</b>	<b>73,640</b>	<b>79,741</b>	<b>79,120</b>	<b>93,160</b>
66600	Books Records Video	51,195	49,060	51,500	51,500
	<b>SUBTOTAL CAPITAL</b>	<b>51,195</b>	<b>49,060</b>	<b>51,500</b>	<b>51,500</b>
	<b>TOTAL</b>	<b>884,377</b>	<b>980,727</b>	<b>1,144,940</b>	<b>1,179,380</b>

<b>GENERAL FUND</b>					
<b>LIBRARY</b>		<b>ACCOUNTING UNIT</b>			
<b>YOUNG ADULT SERVICES</b>		<b>01111180</b>			
<b>Account Code</b>	<b>LINE ITEM RESOURCES</b>	<b>ACTUAL FY 21-22</b>	<b>ACTUAL FY 22-23</b>	<b>ADOPTED FY 23-24</b>	<b>ADOPTED FY 24-25</b>
61000	Salaries Regular	338,450	499,614	470,120	368,130
61020	Salaries Part-Time	163,539	159,170	189,160	114,360
61040	Salaries Overtime	54	7,092	5,000	3,000
61100	Retirement-Employer Normal Cost	24,201	39,061	42,100	26,810
61110	Part-Time Retirement	5,893	5,124	7,090	4,290
61120	Medicare Insurance	7,207	9,333	9,540	6,970
61130	Health Insurance	55,980	83,147	90,120	76,920
61170	Retiree Health Benefits	0	0	0	3,500
61180	Worker Compensation Insurance	28,660	38,628	29,040	27,510
	<b>SUBTOTAL SALARIES &amp; BENEFITS</b>	<b>623,984</b>	<b>841,168</b>	<b>842,170</b>	<b>631,490</b>
62010	Communications	2,380	0	0	0
62120	Training, Transportation, Meetings	0	6	1,000	2,000
62140	Membership, Subscription & Dues	8,194	0	0	0
62300	Contract Services-Professional	6,455	2,500	3,500	1,000
62600	Parking Validation	12,325	12,850	17,030	7,910
	<b>SUBTOTAL CONTRACTUALS</b>	<b>29,353</b>	<b>15,356</b>	<b>21,530</b>	<b>10,910</b>
63000	Office Supplies	0	371	0	0
63001	Miscellaneous Operating Expenses	41,723	26,591	21,150	21,150
	<b>SUBTOTAL COMMODITIES</b>	<b>41,723</b>	<b>26,961</b>	<b>21,150</b>	<b>21,150</b>
65040	IT Maintenance Charge	25,910	22,310	28,440	23,740
65055	Communications- Landlines	0	0	0	3,300
65100	Insurance Charges	33,730	48,928	35,060	34,950
65105	Benefits Overhead	1,430	7,082	5,210	4,950
	<b>SUBTOTAL FIXED CHARGES</b>	<b>61,070</b>	<b>78,320</b>	<b>68,710</b>	<b>66,940</b>
66600	Books Records Video	17,239	16,498	15,000	15,000
	<b>SUBTOTAL CAPITAL</b>	<b>17,239</b>	<b>16,498</b>	<b>15,000</b>	<b>15,000</b>
	<b>TOTAL</b>	<b>773,369</b>	<b>978,303</b>	<b>968,560</b>	<b>745,490</b>

<b>GENERAL FUND</b>					
<b>LIBRARY</b>		<b>ACCOUNTING UNIT</b>			
<b>TECH &amp; SUPPORT SVCS</b>		<b>01111190</b>			
<b>Account Code</b>	<b>LINE ITEM RESOURCES</b>	<b>ACTUAL FY 21-22</b>	<b>ACTUAL FY 22-23</b>	<b>ADOPTED FY 23-24</b>	<b>ADOPTED FY 24-25</b>
61000	Salaries Regular	588,574	746,579	787,090	942,540
61020	Salaries Part-Time	355,058	378,673	463,400	443,160
61040	Salaries Overtime	1,336	5,531	5,000	3,500
61100	Retirement-Employer Normal Cost	37,319	45,323	73,210	86,990
61110	Part-Time Retirement	12,518	12,260	17,380	16,620
61120	Medicare Insurance	13,450	15,835	18,110	20,070
61130	Health Insurance	115,322	131,843	171,120	215,160
61170	Retiree Health Benefits	0	0	0	9,130
61180	Worker Compensation Insurance	56,160	65,678	54,600	64,070
	<b>SUBTOTAL SALARIES &amp; BENEFITS</b>	<b>1,179,737</b>	<b>1,401,723</b>	<b>1,589,910</b>	<b>1,801,240</b>
62010	Communications	12,647	0	0	0
62120	Training, Transportation, Meetings	598	0	1,000	2,000
62140	Membership, Subscription & Dues	35,583	16,595	29,780	8,500
62300	Contract Services-Professional	69,229	62,135	7,400	10,230
62600	Parking Validation	27,070	25,750	31,730	30,730
	<b>SUBTOTAL CONTRACTUALS</b>	<b>145,127</b>	<b>104,480</b>	<b>69,910</b>	<b>51,460</b>
63001	Miscellaneous Operating Expenses	61,333	48,862	51,080	52,580
	<b>SUBTOTAL COMMODITIES</b>	<b>61,333</b>	<b>48,862</b>	<b>51,080</b>	<b>52,580</b>
65040	IT Maintenance Charge	51,820	50,200	56,880	65,310
65055	Communications- Landlines	0	0	0	9,090
65100	Insurance Charges	66,110	83,193	65,910	80,200
65105	Benefits Overhead	2,880	12,041	9,780	11,190
	<b>SUBTOTAL FIXED CHARGES</b>	<b>120,810</b>	<b>145,434</b>	<b>132,570</b>	<b>165,790</b>
66400	Machinery & Equipment	133,736	0	0	0
66511	Computer Software Subscriptions	0	0	43,400	65,350
66600	Books Records Video	46,881	33,746	83,000	83,000
	<b>SUBTOTAL CAPITAL</b>	<b>180,617</b>	<b>33,746</b>	<b>126,400</b>	<b>148,350</b>
	<b>TOTAL</b>	<b>1,687,623</b>	<b>1,734,245</b>	<b>1,969,870</b>	<b>2,219,420</b>

**CANNABIS PUBLIC BENEFIT  
DEPARTMENT RESOURCE SUMMARY**

**LIBRARY**

<b>ACTIVITIES</b>		<b>ACTUAL FY 21-22</b>	<b>ACTUAL FY 22-23</b>	<b>ADOPTED FY 23-24</b>	<b>ADOPTED FY 24-25</b>
EXPENDITURES					
01211020	Library Youth Services	533,329	1,074,328	975,000	1,010,000
	<b>TOTAL EXPENDITURES</b>	<b>533,329</b>	<b>1,074,328</b>	<b>975,000</b>	<b>1,010,000</b>
<b>OPERATING EXPENSES</b>		<b>ACTUAL FY 21-22</b>	<b>ACTUAL FY 22-23</b>	<b>ADOPTED FY 23-24</b>	<b>ADOPTED FY 24-25</b>
61000	SALARIES & BENEFITS	76,294	211,567	259,680	280,490
62000	CONTRACTUALS	327,304	340,442	526,990	315,850
63000	COMMODITIES	73,587	101,643	85,290	109,550
65000	FIXED CHARGES	0	15,204	43,040	33,140
66000	CAPITAL	56,144	405,472	60,000	270,970
	<b>TOTAL</b>	<b>533,329</b>	<b>1,074,328</b>	<b>975,000</b>	<b>1,010,000</b>



<b>CANNABIS PUBLIC BENEFIT</b>					
<b>LIBRARY</b>		<b>ACCOUNTING UNIT</b>			
<b>Library Youth Services</b>		<b>01211020</b>			
Account Code	LINE ITEM RESOURCES	ACTUAL FY 21-22	ACTUAL FY 22-23	ADOPTED FY 23-24	ADOPTED FY 24-25
61000	Salaries Regular	0	45,073	45,820	52,290
61020	Salaries Part-Time	71,612	132,662	181,240	185,600
61040	Salaries Overtime	0	1,113	1,000	1,000
61100	Retirement-Employer Normal Cost	1,399	8,260	5,750	6,390
61110	Part-Time Retirement	2,245	3,594	6,800	6,960
61120	Medicare Insurance	1,038	2,566	3,290	3,450
61130	Health Insurance	0	7,814	11,640	14,160
61170	Retiree Health Benefits	0	0	0	520
61180	Worker Compensation Insurance	0	10,486	4,140	10,120
<b>SUBTOTAL SALARIES &amp; BENEFITS</b>		<b>76,294</b>	<b>211,567</b>	<b>259,680</b>	<b>280,490</b>
62010	Communications	142,796	165,055	282,110	277,850
62140	Membership, Subscription & Dues	91,195	83,756	90,630	0
62300	Contract Services-Professional	93,313	91,631	154,250	38,000
<b>SUBTOTAL CONTRACTUALS</b>		<b>327,304</b>	<b>340,442</b>	<b>526,990</b>	<b>315,850</b>
63001	Miscellaneous Operating Expenses	73,587	101,643	78,540	102,800
63300	Gas & Diesel	0	0	6,750	6,750
<b>SUBTOTAL COMMODITIES</b>		<b>73,587</b>	<b>101,643</b>	<b>85,290</b>	<b>109,550</b>
65011	Equipment Replacement Charges	0	0	31,610	11,930
65040	IT Maintenance Charge	0	0	5,690	5,940
65055	Communications- Landlines	0	0	0	830
65100	Insurance Charges	0	13,282	5,000	12,670
65105	Benefits Overhead	0	1,922	740	1,770
<b>SUBTOTAL FIXED CHARGES</b>		<b>0</b>	<b>15,204</b>	<b>43,040</b>	<b>33,140</b>
66200	Buildings & Building Improvements	4,178	271,761	0	0
66220	Improvements Other Than Building	0	22,318	0	0
66400	Machinery & Equipment	12,487	37,461	0	0
66511	Computer Software Subscriptions	0	0	0	226,810
66600	Books Records Video	39,479	73,932	60,000	44,160
<b>SUBTOTAL CAPITAL</b>		<b>56,144</b>	<b>405,472</b>	<b>60,000</b>	<b>270,970</b>
<b>TOTAL</b>		<b>533,329</b>	<b>1,074,328</b>	<b>975,000</b>	<b>1,010,000</b>

**LIBRARY FEE AND DONATION  
DEPARTMENT RESOURCE SUMMARY**

**LIBRARY**

<b>ACTIVITIES</b>		<b>ACTUAL FY 21-22</b>	<b>ACTUAL FY 22-23</b>	<b>ADOPTED FY 23-24</b>	<b>ADOPTED FY 24-25</b>
EXPENDITURES					
02211150	LIBRARY FEE AND DONATION	0	0	27,700	27,700
	TOTAL EXPENDITURES	0	0	27,700	27,700
<b>OPERATING EXPENSES</b>		<b>ACTUAL FY 21-22</b>	<b>ACTUAL FY 22-23</b>	<b>ADOPTED FY 23-24</b>	<b>ADOPTED FY 24-25</b>
62000	CONTRACTUALS	0	0	12,400	12,400
63000	COMMODITIES	0	0	15,300	15,300
	<b>TOTAL</b>	<b>0</b>	<b>0</b>	<b>27,700</b>	<b>27,700</b>

<b>LIBRARY FEE AND DONATION</b>					
<b>LIBRARY</b>		<b>ACCOUNTING UNIT</b>			
<b>LIBRARY FEE AND DONATION</b>		<b>02211150</b>			
<b>Account Code</b>	<b>LINE ITEM RESOURCES</b>	<b>ACTUAL FY 21-22</b>	<b>ACTUAL FY 22-23</b>	<b>ADOPTED FY 23-24</b>	<b>ADOPTED FY 24-25</b>
62300	Contract Services-Professional	0	0	12,400	12,400
	<b>SUBTOTAL CONTRACTUALS</b>	<b>0</b>	<b>0</b>	<b>12,400</b>	<b>12,400</b>
63001	Miscellaneous Operating Expenses	0	0	15,300	15,300
	<b>SUBTOTAL COMMODITIES</b>	<b>0</b>	<b>0</b>	<b>15,300</b>	<b>15,300</b>
	<b>TOTAL</b>	<b>0</b>	<b>0</b>	<b>27,700</b>	<b>27,700</b>

**PUBLIC LIBRARY GRANT FUND  
DEPARTMENT RESOURCE SUMMARY**

**LIBRARY**

<b>ACTIVITIES</b>		<b>ACTUAL FY 21-22</b>	<b>ACTUAL FY 22-23</b>	<b>ADOPTED FY 23-24</b>	<b>ADOPTED FY 24-25</b>
<b>REVENUES</b>					
52025	State Grants-Direct	12,353	24,512	0	0
58000	Earning On Investments	0	29,359	0	0
	<b>TOTAL REVENUES</b>	12,353	53,871	0	0
<b>EXPENDITURES</b>					
15211150	PUBLIC LIBRARY GRANT	0	6,834	0	0
15211153	Mobile Library Solutions Grant	12,353	0	0	0
	<b>TOTAL EXPENDITURES</b>	12,353	6,834	0	0
<b>OPERATING EXPENSES</b>		<b>ACTUAL FY 21-22</b>	<b>ACTUAL FY 22-23</b>	<b>ADOPTED FY 23-24</b>	<b>ADOPTED FY 24-25</b>
63000	COMMODITIES	12,353	6,834	0	0
	<b>TOTAL</b>	<b>12,353</b>	<b>6,834</b>	<b>0</b>	<b>0</b>

PUBLIC LIBRARY GRANT FUND					
LIBRARY		ACCOUNTING UNIT			
Mobile Library Solutions Grant		15211153			
Account Code	LINE ITEM RESOURCES	ACTUAL FY 21-22	ACTUAL FY 22-23	ADOPTED FY 23-24	ADOPTED FY 24-25
63001	Miscellaneous Operating Expenses	12,353	0	0	0
	<b>SUBTOTAL COMMODITIES</b>	<b>12,353</b>	<b>0</b>	<b>0</b>	<b>0</b>
	<b>TOTAL</b>	<b>12,353</b>	<b>0</b>	<b>0</b>	<b>0</b>

<b>PUBLIC LIBRARY GRANT FUND</b>					
<b>LIBRARY</b>				<b>ACCOUNTING UNIT</b>	
<b>PUBLIC LIBRARY GRANT</b>				<b>15211002</b>	
<b>Account Code</b>	<b>LINE ITEM RESOURCES</b>	<b>ACTUAL FY 21-22</b>	<b>ACTUAL FY 22-23</b>	<b>ADOPTED FY 23-24</b>	<b>ADOPTED FY 24-25</b>
52025	State Grants-Direct	12,353	24,512	0	0
58000	Earning On Investments	0	29,359	0	0
	<b>SUBTOTAL REVENUES</b>	<b>12,353</b>	<b>53,871</b>	<b>0</b>	<b>0</b>
	<b>TOTAL</b>	<b>12,353</b>	<b>53,871</b>	<b>0</b>	<b>0</b>

PUBLIC LIBRARY GRANT FUND					
LIBRARY		ACCOUNTING UNIT			
PUBLIC LIBRARY GRANT		15211150			
Account Code	LINE ITEM RESOURCES	ACTUAL FY 21-22	ACTUAL FY 22-23	ADOPTED FY 23-24	ADOPTED FY 24-25
63001	Miscellaneous Operating Expenses	0	6,834	0	0
	<b>SUBTOTAL COMMODITIES</b>	<b>0</b>	<b>6,834</b>	<b>0</b>	<b>0</b>
	<b>TOTAL</b>	<b>0</b>	<b>6,834</b>	<b>0</b>	<b>0</b>

**LIBRARY SVCS & TECHNOLOGY ACT  
DEPARTMENT RESOURCE SUMMARY**

**LIBRARY**

<b>ACTIVITIES</b>		<b>ACTUAL FY 21-22</b>	<b>ACTUAL FY 22-23</b>	<b>ADOPTED FY 23-24</b>	<b>ADOPTED FY 24-25</b>
<b>REVENUES</b>					
52001	Federal Grant-Indirect	16,150	0	0	0
	<b>TOTAL REVENUES</b>	16,150	0	0	0
<b>EXPENDITURES</b>					
15411194	LSTA-WORKFORCE TRAINING	16,150	0	0	0
	<b>TOTAL EXPENDITURES</b>	16,150	0	0	0
<b>OPERATING EXPENSES</b>		<b>ACTUAL FY 21-22</b>	<b>ACTUAL FY 22-23</b>	<b>ADOPTED FY 23-24</b>	<b>ADOPTED FY 24-25</b>
62000	CONTRACTUALS	70	0	0	0
63000	COMMODITIES	16,080	0	0	0
	<b>TOTAL</b>	<b>16,150</b>	<b>0</b>	<b>0</b>	<b>0</b>



LIBRARY SVCS & TECHNOLOGY ACT					
LIBRARY		ACCOUNTING UNIT			
LSTA-WORKFORCE TRAINING		15411194			
Account Code	LINE ITEM RESOURCES	ACTUAL FY 21-22	ACTUAL FY 22-23	ADOPTED FY 23-24	ADOPTED FY 24-25
62300	Contract Services-Professional	70	0	0	0
	<b>SUBTOTAL CONTRACTUALS</b>	<b>70</b>	<b>0</b>	<b>0</b>	<b>0</b>
63001	Miscellaneous Operating Expenses	16,080	0	0	0
	<b>SUBTOTAL COMMODITIES</b>	<b>16,080</b>	<b>0</b>	<b>0</b>	<b>0</b>
	<b>TOTAL</b>	<b>16,150</b>	<b>0</b>	<b>0</b>	<b>0</b>

LIBRARY SVCS & TECHNOLOGY ACT					
LIBRARY		ACCOUNTING UNIT			
LSTA-LIBRARY GRANTS REVENUE		15411002			
Account Code	LINE ITEM RESOURCES	ACTUAL FY 21-22	ACTUAL FY 22-23	ADOPTED FY 23-24	ADOPTED FY 24-25
52001	Federal Grant-Indirect	16,150	0	0	0
	<b>SUBTOTAL REVENUES</b>	<b>16,150</b>	<b>0</b>	<b>0</b>	<b>0</b>
	<b>TOTAL</b>	<b>16,150</b>	<b>0</b>	<b>0</b>	<b>0</b>

**American Rescue Plan Act  
DEPARTMENT RESOURCE SUMMARY**

**LIBRARY**

<b>ACTIVITIES</b>		<b>ACTUAL FY 21-22</b>	<b>ACTUAL FY 22-23</b>	<b>ADOPTED FY 23-24</b>	<b>ADOPTED FY 24-25</b>
EXPENDITURES					
18111013	ARPA-LIBRARY	489,994	1,676,237	0	0
	TOTAL EXPENDITURES	489,994	1,676,237	0	0
<b>OPERATING EXPENSES</b>		<b>ACTUAL FY 21-22</b>	<b>ACTUAL FY 22-23</b>	<b>ADOPTED FY 23-24</b>	<b>ADOPTED FY 24-25</b>
63000	COMMODITIES	415,763	48,879	0	0
66000	CAPITAL	74,231	1,627,358	0	0
	<b>TOTAL</b>	<b>489,994</b>	<b>1,676,237</b>	<b>0</b>	<b>0</b>

American Rescue Plan Act					
LIBRARY		ACCOUNTING UNIT			
ARPA-LIBRARY		18111013			
Account Code	LINE ITEM RESOURCES	ACTUAL FY 21-22	ACTUAL FY 22-23	ADOPTED FY 23-24	ADOPTED FY 24-25
63001	Miscellaneous Operating Expenses	415,763	48,879	0	0
	<b>SUBTOTAL COMMODITIES</b>	<b>415,763</b>	<b>48,879</b>	<b>0</b>	<b>0</b>
66200	Buildings & Building Improvements	73,686	1,381,824	0	0
66220	Improvements Other Than Building	545	245,534	0	0
	<b>SUBTOTAL CAPITAL</b>	<b>74,231</b>	<b>1,627,358</b>	<b>0</b>	<b>0</b>
	<b>TOTAL</b>	<b>489,994</b>	<b>1,676,237</b>	<b>0</b>	<b>0</b>

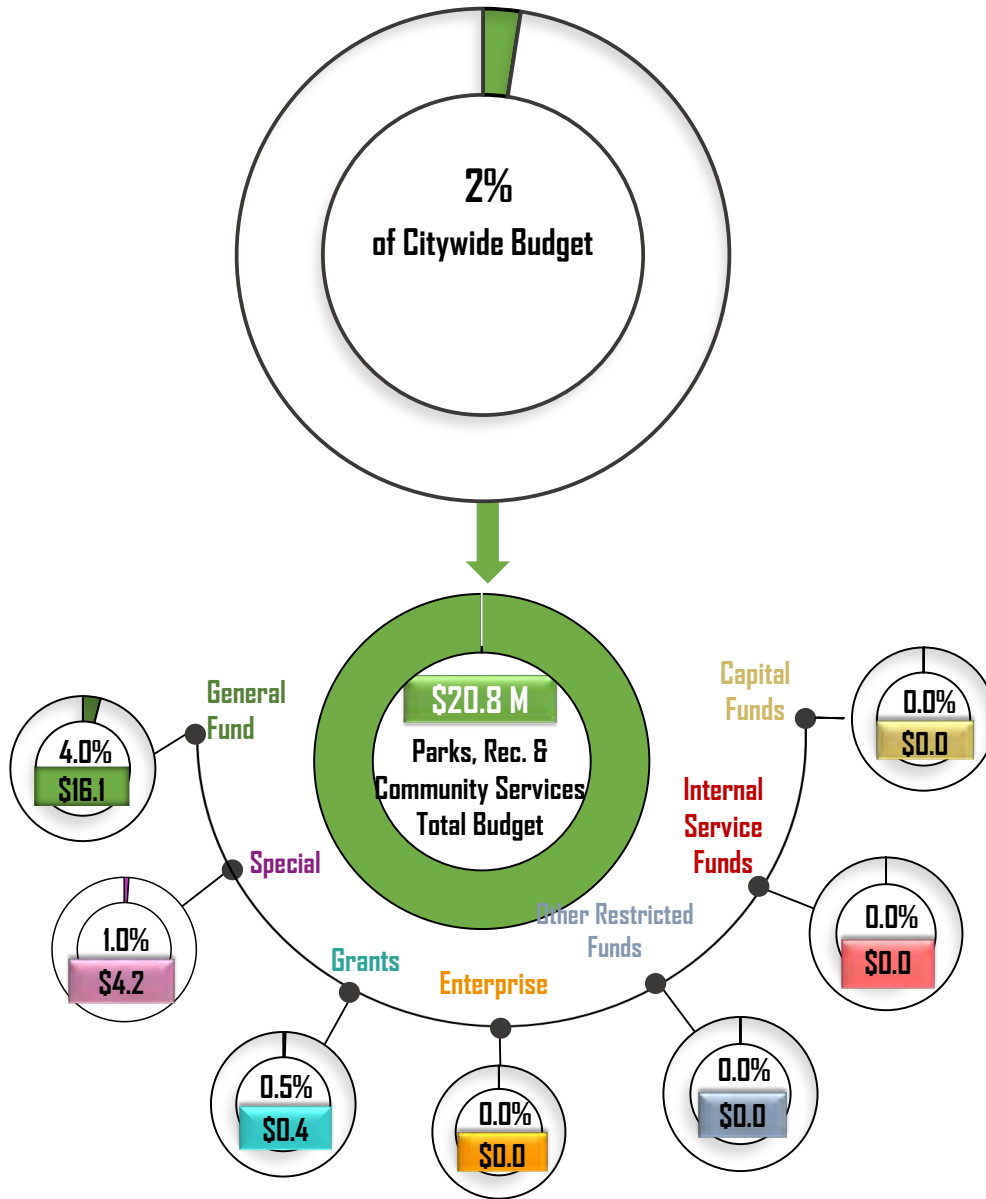
# **Parks, Recreation & Community Services Agency**

**Departmental / Program Information**  
FY 24 -25 Adopted Budget

Parks, Recreation, and Community Services Position Summary			
Authorized Personnel	Funded FY 23-24	Workforce Changes	Funded FY 24-25
Deputy Parks & Recreation & and Community Services Director (Recreation) (MM)	1		1
Deputy Parks & Recreation & and Community Services Director (Zoo) (MM)	1		1
Executive Director of Parks & Recreation & and Community Services (EM)	1		1
Executive Secretary (UC)	1		1
General Maintenance Worker*	2		2
Graphics Designer I	1		1
Lead Accounting Assistant	1		1
Management Aide (UC)	2		2
Management Analyst (UC)	2		2
Principal Management Analyst (AM)	1		1
Recreation and Community Services Supervisor	7		7
Recreation Program Coordinator	9		9
Recreation Specialist <sup>1**</sup>	14		14
Senior Accounting Assistant	1		1
Transportation Driver	3		3
Zoo Animal Care Manager (AM)	1		1
Zoo Curator of Education	1		1
Zoo Curator of Health	1		1
Zoo Education Specialist	4		4
Zoo Keeper I	7		7
Zoo Keeper II	2	1	3
Zoo Operations Coordinator	1		1
<b>Authorized Total</b>	<b>64</b>	<b>1</b>	<b>65</b>

<sup>1</sup> Position(s) added in FY 23-24 Mid-Year Report Reso #2024-003  
 \*Job Title Change in FY 23-24 Mid-Year Report Reso #2024-002  
 \*\*Job Title Change in FY 24-25

GENERAL FUND	49.00
CANNABIS PUBLIC BENEFIT FUND	12.00
OTHER RESTRICTED FUND	4.00
<b>TOTAL FUNDED POSITIONS</b>	<b>65.00</b>



# Parks, Rec. & Community Services

## REVENUE

Fund	ACTUAL FY 21-22	ACTUAL FY 22-23	ADOPTED FY 23-24	ADOPTED FY 24-25
011 GENERAL FUND	2,326,247	3,077,685	2,797,090	3,106,940
022 PRCSA FEE & DONATION	788,212	20,043	-	5,000
051 CAPITAL OUTLAY FUND	671,078	629,293	600,000	620,000
074 CIVIC CENTER MAINTENANCE	3,777,708	-	-	-
131 2020 Census	690,368	-	-	-
161 REC/COM SVS ST URBAN OPEN SPAC	764,368	2,451,215	-	-
169 RECREATION GRANTS FUND	262,539	286,190	300,000	308,850
172 NATL RECREATION TRAILS FND ACT	129	115	-	-
301 REC/COMM SVS	697	61	-	-
311 RESIDENTIAL DEVELOP DISTRICT 1	621,044	90,909	-	-
312 RESIDENTIAL DEVELOP DISTRICT 2	2,938,262	626,018	-	-
313 RESIDENTIAL DEVELOP DISTRICT 3	2,234,742	4,375,606	-	-
314 RESIDENTIAL DEVELOP DISTRICT 4	124,798	268,049	-	-
315 RESIDENTIAL DEV HARBOR SPECIFIC	-	2,970,985	-	-
<b>TOTAL REVENUE</b>	<b>15,200,194</b>	<b>14,796,167</b>	<b>3,697,090</b>	<b>4,040,790</b>

## EXPENDITURE

Fund	ACTUAL FY 21-22	ACTUAL FY 22-23	ADOPTED FY 23-24	ADOPTED FY 24-25
011 GENERAL FUND	22,054,661	12,719,734	15,206,990	16,083,960
012 CANNABIS PUBLIC BENEFIT	3,426,287	6,766,784	3,207,410	3,410,190
022 PRCSA FEE & DONATION	242,764	40,800	44,000	39,950
051 CAPITAL OUTLAY FUND	1,252,762	1,784,940	630,000	785,000
074 CIVIC CENTER MAINTENANCE	2,145,664	-	-	-
131 2020 Census	689,120	-	-	-
161 REC/COM SVS ST URBAN OPEN SPAC	1,165,892	2,489,409	-	-
169 RECREATION GRANTS FUND	126,781	123,628	808,480	439,070
181 American Rescue Plan Act	1,632,870	1,306,023	-	-
301 REC/COMM SVS	653	-	-	-
311 RESIDENTIAL DEVELOP DISTRICT 1	546,512	2,389,982	-	-
312 RESIDENTIAL DEVELOP DISTRICT 2	1,052,313	2,641,222	-	-
313 RESIDENTIAL DEVELOP DISTRICT 3	1,208,144	4,955,610	-	-
314 RESIDENTIAL DEVELOP DISTRICT 4	(3,752)	550,359	-	-
315 RESIDENTIAL DEV HARBOR SPECIFIC	-	1,478,531	-	-
<b>TOTAL EXPENDITURE</b>	<b>35,540,670</b>	<b>37,247,021</b>	<b>19,896,880</b>	<b>20,758,170</b>



# Parks, Recreation & Community Services Agency

## Department Programs



### **Recreation and Community**

Responsible for the delivery of a variety of programs and services to the community that includes Recreation, Community Centers, Events, Fitness Courts, Recreational Trails, Municipal Swimming Pools, Community Gardens, Senior Centers, Log Cabins, Skate Parks, Lakes, Tennis Center, Stadium, and the Santa Ana Zoo. Provides support to the Youth Commission.



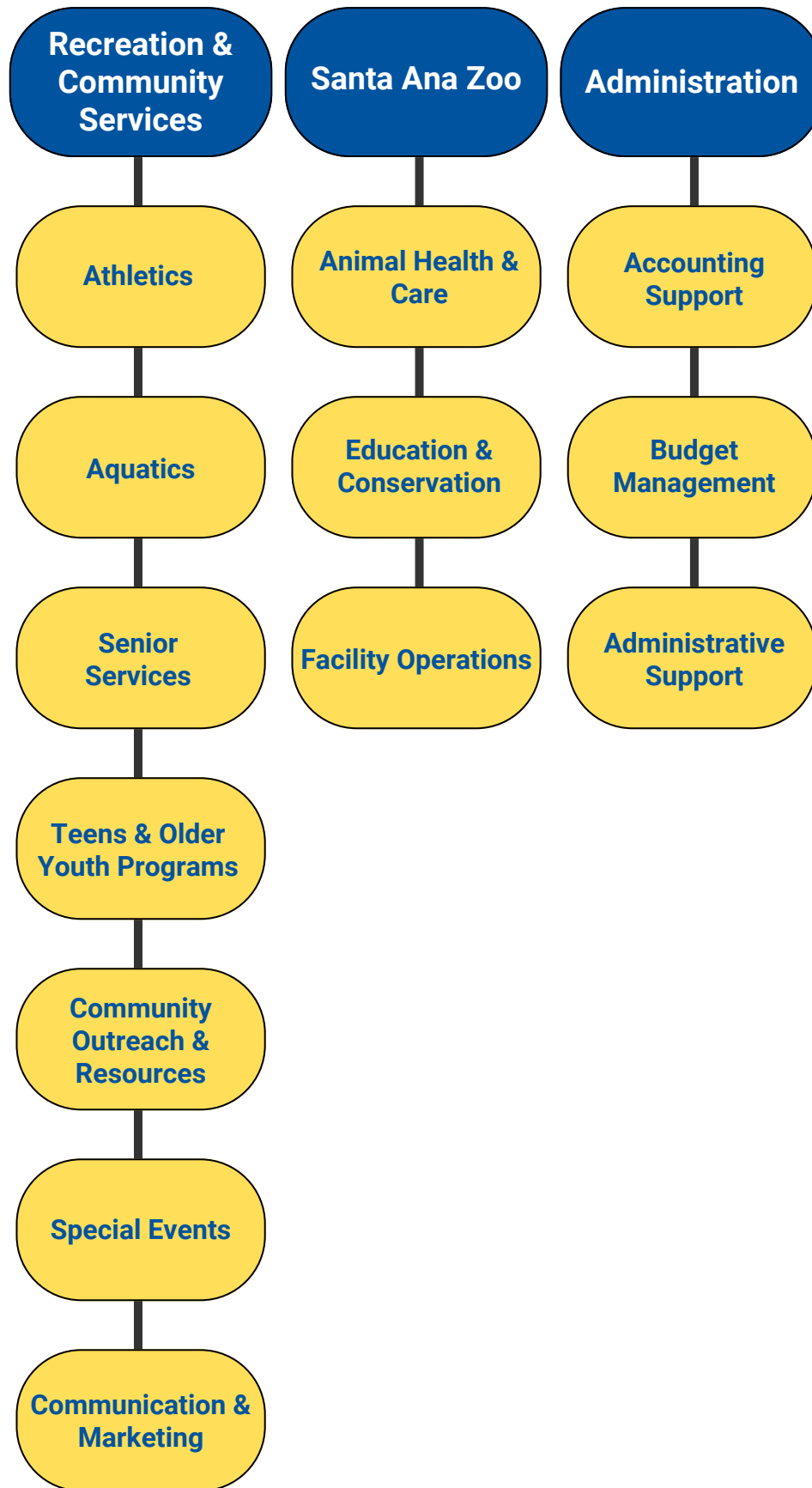
### **Santa Ana Zoo**

Responsible for providing a destination for the community and surrounding region to have fun, adventure, inspiration, learn about conservation, wildlife health and care, and educate the community to save wildlife and wild spaces.



### **Administration**

Responsible for providing management and administrative services to support the department, including financial record keeping, process agreements, create reports, office operations and support to the Parks, Recreation and Community Services Commission and City Council School Collaboration Subcommittee.



# Department Summary

The Parks, Recreation and Community Services Agency (PRCSA) is responsible to deliver a variety of services to the community that includes hundreds of recreation programs annually, 49 parks, 6 community centers, 2 recreation centers, 2 senior centers, 10 fitness courts, 7 recreation trails, 5 municipal swimming pools, 5 community gardens, 2 log cabins, 3 skate parks, 2 lakes, 1 tennis center, 1 stadium and operation of the Santa Ana Zoo.

The PRCSA has 65 full-time employees and 215 part-time employees. The Department's FY 2024-25 adopted budget is \$20.8 million and is 2% of the overall Citywide Budget. The Agency is composed of three Divisions: Recreation and Community Services, Santa Ana Zoo, and Administration. The PRCSA core services provided are essential in making lives and communities better now and in the future by providing access to nature, outdoor space to play and exercise, facilities for self-directed and organized recreation, positive alternatives for youth, and activities that encourage social connections, human development, and lifelong learning. Overall, the department provides quality of life programs and services to the community for all ages to enjoy.

## Accomplishments

### Recreation and Community Services

- Awarded a 6.69 million dollar contract from the California Department of Social Services to provide low to no cost After School Programming.
- City Produced Events: Fourth of July, Chicano Heritage, Fiestas Patrias and Fiestas Patrias Parade, International Older Adults Celebration, Mid-Autumn Festival, Indigenous Peoples' Day, Plaza Navidena, Santa Ana Winter Village, Tet Festival in collaboration with Santa Ana Public Library, Egg-cellent Egg Hunt, Santa Ana Fun Run, Movies in the Park, Summer Concert Series, Birch Park Series, Boo at the Zoo.
- California Parks and Recreation Society (CPRS) Award of Excellence Recipients for:
  - Creating Community through Santa Ana's Community Teaching Gardens and;
  - Marketing and Communications: Printed Publication or Materials for CULTURA: A Community

### Connection Guide

- Partnership and Sponsorship Agreements with the Anaheim Ducks, LA Clippers, Asian America Senior Citizens Service Center, the Power of One Foundation and General Motors.
- Donations from Pepsico/Lays of the Cesar Chavez Campensino RePlay Pitch and from Project Backboard and BJ's Restaurants for the basketball court design at Portola Park
- Santa Ana Aquatics provided 3,000 swim lessons for Summer 2023 while receiving \$135,000 in funding from American Red Cross, Kaiser Permanente Community Benefit Foundation and USA Swimming.

# Accomplishments (Cont.)

- Expanded programming through Senior Mobility Program Transportation Program, Teen Excursions Programs, Community Center Open House Events, Wilderness Club, Golden City Hour Walks, Kids Night Out, Arts Academy, Youth and Adult Sports, Muralitos Art Club, and Aqua Fitness.
- Introduction of the CommuniTEAM Mascots and the RecreAuto to the Santa Ana Community.

## **Santa Ana Zoo at Prentice Park**

- Completed design of Santa Ana Zoo EcoCenter exhibits at Santiago Park.
- Initiated design work on multiple projects including HIVE Education Hub Building, perimeter wall replacement.
- Opened new Goat Trail and Goat Encounter Zone in Children's Zoo.
- Successful wild release of federally endangered Mountain Yellow-Legged Frogs raised at the zoo.
- Held first annual Brew at the Zoo event.
- Expanded community programming for residents through story-time, ECO Park Pop-ups, Nature in Action programs, College Resource Fair, and educational collaborations with SAUSD.

# Strategic Priorities



### Financial Stability

Protect and enhance revenue streams while maintaining a healthy reserve balance to provide for the expenditure of funds in support of the long-term priorities of the City's strategic plan.



### Community Safety

Provide a safe environment for residents and visitors while reducing crime and addressing the impacts of homelessness on our quality of life.



### Modern Facilities & Infrastructure

Ensure maintenance and preservation of City facilities and roadways to better serve the population and visitors.








### Efficient City Services

Streamline the methods of providing services to help ensure doing business with the City is easier and more efficient.



### Economic Diversification & Expansion

Enhance economic vitality by growing revenue streams, attracting quality jobs, diverse businesses and desired amenities for residents.

Strategic Plan & Goals For FY 2024-25					
Add/Develop New Park Sites			X		
Add/Renovate Park Amenities/Facilities			X		
Acquire Open Space			X		

# Key Performance Measures

Strategic Priority: Efficient City Services

Measure	5-Year Trajectory	FY 22-23 Annual	FY 23-24 Target	FY 24-25 Target
Add/Develop New Park Sites	Significant	0	1	1
Add/Renovate Park Amenities/Facilities	Modest	9	10	15
Acquire Open Space	Significant	0	2	2
Updating/Adding Zoo Habitats	Significant	0	4	4
Expand Staffing Levels	Significant	0	10	19

<b>GENERAL FUND DEPARTMENT RESOURCE SUMMARY PARKS, REC. &amp; COMMUNITY SERVICES</b>				
<b>ACTIVITIES</b>	<b>ACTUAL FY 21-22</b>	<b>ACTUAL FY 22-23</b>	<b>ADOPTED FY 23-24</b>	<b>ADOPTED FY 24-25</b>
<b>EXPENDITURES</b>				
01113017 PRCSA - SERVICE ENHANCEMENT	5,419,691	1,493,958	2,810,130	3,853,670
01113200 PRCSA - ADMINISTRATION	1,413,657	1,012,415	1,170,920	1,198,850
01113220 PRCSA - ZOO	1,777,854	2,596,553	2,978,240	3,380,110
01113230 PRCSA - RECREATION & COMM. SVC	4,865,118	7,616,809	8,247,700	7,651,330
01113250 PRCSA - PARK FACILITIES	8,578,341	0	0	0
<b>TOTAL EXPENDITURES</b>	<b>22,054,661</b>	<b>12,719,734</b>	<b>15,206,990</b>	<b>16,083,960</b>
<b>OPERATING EXPENSES</b>	<b>ACTUAL FY 21-22</b>	<b>ACTUAL FY 22-23</b>	<b>ADOPTED FY 23-24</b>	<b>ADOPTED FY 24-25</b>
61000 SALARIES & BENEFITS	8,292,996	6,897,954	8,013,700	8,791,050
62000 CONTRACTUALS	10,248,282	3,831,592	4,612,870	3,667,390
63000 COMMODITIES	1,212,066	809,371	743,480	1,044,980
65000 FIXED CHARGES	2,166,851	987,160	818,340	927,300
66000 CAPITAL	82,993	186,898	1,011,600	1,641,600
67000 DEBT SERVICE	51,475	6,759	7,000	11,640
<b>TOTAL</b>	<b>22,054,661</b>	<b>12,719,734</b>	<b>15,206,990</b>	<b>16,083,960</b>

<b>GENERAL FUND</b>					
<b>PARKS, REC. &amp; COMMUNITY SERVICES</b>				<b>ACCOUNTING UNIT</b>	
<b>PRCSA - SERVICE ENHANCEMENT</b>				<b>01113017</b>	
<b>Account Code</b>	<b>LINE ITEM RESOURCES</b>	<b>ACTUAL FY 21-22</b>	<b>ACTUAL FY 22-23</b>	<b>ADOPTED FY 23-24</b>	<b>ADOPTED FY 24-25</b>
61000	Salaries Regular	856,172	97,526	221,990	234,550
61010	Salaries Cash Out/Separation	29,751	4,618	0	0
61020	Salaries Part-Time	586	0	39,460	39,440
61040	Salaries Overtime	10,738	5,997	0	0
61100	Retirement-Employer Normal Cost	77,566	10,705	27,870	28,670
61110	Part-Time Retirement	22	0	1,480	1,480
61120	Medicare Insurance	12,447	1,465	3,800	3,970
61130	Health Insurance	224,021	13,898	84,000	94,080
61170	Retiree Health Benefits	0	0	0	2,340
61180	Worker Compensation Insurance	0	5,888	50,120	5,700
	<b>SUBTOTAL SALARIES &amp; BENEFITS</b>	<b>1,211,302</b>	<b>140,098</b>	<b>428,720</b>	<b>410,230</b>
62010	Communications	0	0	2,290	0
62300	Contract Services-Professional	1,944,009	1,154,406	1,198,600	1,689,900
62320	Maintenance & Repair Buildings	2,244,045	0	0	0
	<b>SUBTOTAL CONTRACTUALS</b>	<b>4,188,054</b>	<b>1,154,406</b>	<b>1,200,890</b>	<b>1,689,900</b>
63001	Miscellaneous Operating Expenses	18,256	112,646	118,400	118,400
	<b>SUBTOTAL COMMODITIES</b>	<b>18,256</b>	<b>112,646</b>	<b>118,400</b>	<b>118,400</b>
65040	IT Maintenance Charge	0	78,080	11,380	23,750
65055	Communications- Landlines	0	0	0	3,310
65100	Insurance Charges	0	7,625	61,860	7,110
65105	Benefits Overhead	0	1,062	8,880	970
	<b>SUBTOTAL FIXED CHARGES</b>	<b>0</b>	<b>86,766</b>	<b>82,120</b>	<b>35,140</b>
66200	Buildings & Building Improvements	2,080	42	0	0
66220	Improvements Other Than Building	0	0	0	1,600,000
66400	Machinery & Equipment	0	0	980,000	0
	<b>SUBTOTAL CAPITAL</b>	<b>2,080</b>	<b>42</b>	<b>980,000</b>	<b>1,600,000</b>
	<b>TOTAL</b>	<b>5,419,691</b>	<b>1,493,958</b>	<b>2,810,130</b>	<b>3,853,670</b>



<b>GENERAL FUND</b>					
<b>PARKS, REC. &amp; COMMUNITY SERVICES</b>					<b>ACCOUNTING UNIT</b>
<b>REC COMM SVS-MGRL/SUPPORT SVS</b>					<b>01113002</b>
<b>Account Code</b>	<b>LINE ITEM RESOURCES</b>	<b>ACTUAL FY 21-22</b>	<b>ACTUAL FY 22-23</b>	<b>ADOPTED FY 23-24</b>	<b>ADOPTED FY 24-25</b>
51301	Filming Permits	20,664	3,635	1,000	5,000
51302	Park Facility Permits	60	479	500	500
51303	Special Event Permit	5,513	5,494	500	5,000
53301	Center Programs	41,317	131,958	45,000	120,000
53303	Youth Sports	37,006	44,885	40,000	40,000
53304	Recreation Swim	0	42,925	0	50,000
53306	Adult Sports	0	11,505	0	10,000
53307	Youth Field Usage Fee	88,860	126,199	125,000	100,000
53308	Park Reservation	226,973	283,347	225,000	340,000
53309	Concession-Vending Machines	4,225	3,250	3,900	3,000
53310	Zoo Education	2,320	120,251	50,000	120,000
53312	Zoo Admissions	1,468,905	1,505,703	1,535,000	1,600,000
53313	Food Sale Concession	20,371	15,709	20,000	20,000
53316	Leisure Classes	23,760	48,428	35,000	75,000
53318	Tennis Reservation	807	85	0	0
53319	Recreation Staff Reimbursement	27,457	54,174	40,000	55,000
53331	City Events	200	137,076	150,000	50,000
53333	Pool Rental	0	0	0	2,000
53334	Swim Lessons	0	0	0	30,000
57010	Miscellaneous Recoveries	5,003	5,814	3,000	5,000
57300	Park Maintenance Expense Reimb	341	0	0	0
57304	Rancho Santiago Reimbursement/PR	34,648	67,120	56,440	56,440
57361	Recreation Facility Rental	30,239	106,865	55,000	100,000
57362	Rental Of Stadium	95,522	186,005	175,000	160,000
57380	Friend Of Zoo Vet Contribution	60,000	60,000	60,000	60,000
57383	Friend of Zoo Contribution	83,203	71,016	61,750	60,000
57385	Friend of Zoo Education Contribution	40,000	40,000	40,000	40,000
57390	PRCSA Godinez High School	8,854	5,761	0	0
59000	Transfer From Fund 069	0	0	75,000	0
	<b>SUBTOTAL REVENUES</b>	<b>2,326,247</b>	<b>3,077,685</b>	<b>2,797,090</b>	<b>3,106,940</b>
	<b>TOTAL</b>	<b>2,326,247</b>	<b>3,077,685</b>	<b>2,797,090</b>	<b>3,106,940</b>

<b>GENERAL FUND</b>					
<b>PARKS, REC. &amp; COMMUNITY SERVICES</b>					<b>ACCOUNTING UNIT</b>
<b>PRCSA - ADMINISTRATION</b>					<b>01113200</b>
<b>Account Code</b>	<b>LINE ITEM RESOURCES</b>	<b>ACTUAL FY 21-22</b>	<b>ACTUAL FY 22-23</b>	<b>ADOPTED FY 23-24</b>	<b>ADOPTED FY 24-25</b>
61000	Salaries Regular	814,515	587,993	667,320	740,500
61010	Salaries Cash Out/Separation	79,323	37,258	5,100	24,150
61020	Salaries Part-Time	8,581	12,651	31,800	31,800
61040	Salaries Overtime	199	0	0	0
61100	Retirement-Employer Normal Cost	42,789	45,369	65,390	70,220
61110	Part-Time Retirement	152	332	1,190	1,190
61120	Medicare Insurance	11,336	7,966	10,110	11,180
61130	Health Insurance	134,832	93,648	141,480	121,800
61170	Retiree Health Benefits	3,258	3,101	3,160	7,210
61180	Worker Compensation Insurance	47,330	35,488	48,150	35,090
	<b>SUBTOTAL SALARIES &amp; BENEFITS</b>	<b>1,142,315</b>	<b>823,806</b>	<b>973,700</b>	<b>1,043,140</b>
62010	Communications	30,418	16,446	30,830	0
62120	Training, Transportation, Meetings	0	2,075	3,000	3,000
62140	Membership, Subscription & Dues	0	90	2,450	2,450
62300	Contract Services-Professional	76,587	31,043	21,780	21,780
62302	Contracted Vendor Personnel Services	2,350	1,050	5,100	5,100
62600	Parking Validation	9,388	7,261	7,680	7,680
62700	Auto Expense	6,000	6,000	6,000	6,000
	<b>SUBTOTAL CONTRACTUALS</b>	<b>124,743</b>	<b>63,965</b>	<b>76,840</b>	<b>46,010</b>
63001	Miscellaneous Operating Expenses	9,977	15,468	12,600	12,600
63300	Gas & Diesel	250	506	0	0
	<b>SUBTOTAL COMMODITIES</b>	<b>10,227</b>	<b>15,974</b>	<b>12,600</b>	<b>12,600</b>
65010	Rental City Equipment	8,904	0	0	0
65012	Accident Repair & Replacement	168	0	0	0
65040	IT Maintenance Charge	57,580	55,770	39,820	41,560
65055	Communications- Landlines	0	0	0	5,790
65100	Insurance Charges	65,760	45,960	59,430	43,780
65105	Benefits Overhead	2,820	6,399	8,530	5,970
65210	Delivery Charges	1,140	0	0	0
	<b>SUBTOTAL FIXED CHARGES</b>	<b>136,372</b>	<b>108,129</b>	<b>107,780</b>	<b>97,100</b>
66511	Computer Software Subscriptions	0	540	0	0
	<b>SUBTOTAL CAPITAL</b>	<b>0</b>	<b>540</b>	<b>0</b>	<b>0</b>
	<b>TOTAL</b>	<b>1,413,657</b>	<b>1,012,415</b>	<b>1,170,920</b>	<b>1,198,850</b>

<b>GENERAL FUND</b>					
<b>PARKS, REC. &amp; COMMUNITY SERVICES</b>					<b>ACCOUNTING UNIT</b>
<b>PRCSA - ZOO</b>					<b>01113220</b>
<b>Account Code</b>	<b>LINE ITEM RESOURCES</b>	<b>ACTUAL FY 21-22</b>	<b>ACTUAL FY 22-23</b>	<b>ADOPTED FY 23-24</b>	<b>ADOPTED FY 24-25</b>
61000	Salaries Regular	402,314	825,022	1,075,970	1,257,700
61010	Salaries Cash Out/Separation	2,730	2,362	4,200	2,250
61020	Salaries Part-Time	130,648	318,340	308,550	359,870
61040	Salaries Overtime	10,605	37,063	3,300	3,300
61100	Retirement-Employer Normal Cost	27,520	54,312	101,260	114,220
61110	Part-Time Retirement	4,618	10,212	10,350	12,280
61120	Medicare Insurance	7,868	16,623	19,990	23,410
61130	Health Insurance	62,725	134,548	244,150	283,460
61170	Retiree Health Benefits	770	1,588	2,330	12,130
61180	Worker Compensation Insurance	34,977	67,765	63,450	66,800
	<b>SUBTOTAL SALARIES &amp; BENEFITS</b>	<b>684,775</b>	<b>1,467,836</b>	<b>1,833,550</b>	<b>2,135,420</b>
62000	Utilities	148,599	187,681	145,200	200,000
62010	Communications	34,014	31,453	61,360	23,600
62120	Training, Transportation, Meetings	8,903	37,598	6,000	6,000
62131	SAMA Wellness and Fitness Program Reimbursements	0	289	0	0
62140	Membership, Subscription & Dues	18,041	17,462	9,000	9,000
62251	Other Agency Services	630	637	0	0
62300	Contract Services-Professional	401,315	316,477	463,540	497,340
62320	Maintenance & Repair Buildings	19,200	31,174	0	0
	<b>SUBTOTAL CONTRACTUALS</b>	<b>630,702</b>	<b>622,772</b>	<b>685,100</b>	<b>735,940</b>
63001	Miscellaneous Operating Expenses	135,304	178,490	175,300	175,300
63300	Gas & Diesel	1,602	2,162	500	500
63400	Animal Food & Supp	72,422	76,822	103,400	103,400
	<b>SUBTOTAL COMMODITIES</b>	<b>209,328</b>	<b>257,474</b>	<b>279,200</b>	<b>279,200</b>
65010	Rental City Equipment	26,410	17,227	13,730	14,820
65011	Equipment Replacement Charges	4,128	0	2,250	5,200
65012	Accident Repair & Replacement	406	224	0	0
65040	IT Maintenance Charge	74,850	61,350	68,260	94,990
65055	Communications- Landlines	0	0	0	13,230
65100	Insurance Charges	86,950	87,761	78,300	83,340
65105	Benefits Overhead	3,350	12,220	11,250	11,370
65205	Internal Departments Personnel	18,576	2,659	0	0
65210	Delivery Charges	1,170	0	0	0
	<b>SUBTOTAL FIXED CHARGES</b>	<b>215,840</b>	<b>181,441</b>	<b>173,790</b>	<b>222,950</b>
66220	Improvements Other Than Building	19,600	14,378	0	0
66400	Machinery & Equipment	17,609	0	0	0
66511	Computer Software Subscriptions	0	52,652	6,600	6,600
	<b>SUBTOTAL CAPITAL</b>	<b>37,209</b>	<b>67,031</b>	<b>6,600</b>	<b>6,600</b>
	<b>TOTAL</b>	<b>1,777,854</b>	<b>2,596,553</b>	<b>2,978,240</b>	<b>3,380,110</b>

<b>GENERAL FUND</b>					
<b>PARKS, REC. &amp; COMMUNITY SERVICES</b>					<b>ACCOUNTING UNIT</b>
<b>PRCSA - RECREATION &amp; COMM. SVC</b>					<b>01113230</b>
<b>Account Code</b>	<b>LINE ITEM RESOURCES</b>	<b>ACTUAL FY 21-22</b>	<b>ACTUAL FY 22-23</b>	<b>ADOPTED FY 23-24</b>	<b>ADOPTED FY 24-25</b>
61000	Salaries Regular	1,546,573	1,710,319	1,834,170	2,092,220
61010	Salaries Cash Out/Separation	91,451	55,090	17,800	11,900
61020	Salaries Part-Time	1,094,198	1,771,873	1,962,700	1,962,700
61040	Salaries Overtime	42,894	190,855	140,800	149,700
61100	Retirement-Employer Normal Cost	91,225	130,873	161,330	186,340
61110	Part-Time Retirement	37,920	54,864	73,600	73,600
61120	Medicare Insurance	39,739	51,670	55,000	57,700
61130	Health Insurance	249,774	292,688	376,320	445,080
61170	Retiree Health Benefits	1,407	1,444	1,520	19,580
61180	Worker Compensation Insurance	235,950	206,538	154,490	203,440
	<b>SUBTOTAL SALARIES &amp; BENEFITS</b>	<b>3,431,131</b>	<b>4,466,215</b>	<b>4,777,730</b>	<b>5,202,260</b>
62010	Communications	167,111	213,260	206,480	122,980
62012	Cellular Phone Charges	0	0	0	14,400
62120	Training, Transportation, Meetings	1,161	10,168	8,000	8,320
62140	Membership, Subscription & Dues	10,363	13,501	23,800	25,800
62300	Contract Services-Professional	399,266	1,706,425	2,356,360	1,013,640
62600	Parking Validation	13,629	47,094	55,400	10,400
	<b>SUBTOTAL CONTRACTUALS</b>	<b>591,530</b>	<b>1,990,449</b>	<b>2,650,040</b>	<b>1,195,540</b>
63001	Miscellaneous Operating Expenses	168,078	398,034	284,980	586,480
63300	Gas & Diesel	21,943	25,243	48,300	48,300
	<b>SUBTOTAL COMMODITIES</b>	<b>190,021</b>	<b>423,277</b>	<b>333,280</b>	<b>634,780</b>
65010	Rental City Equipment	109,517	146,903	88,940	95,970
65011	Equipment Replacement Charges	40,722	9,837	21,440	24,080
65012	Accident Repair & Replacement	1,589	2,252	6,760	14,820
65040	IT Maintenance Charge	138,180	128,280	119,460	130,610
65055	Communications- Landlines	0	0	0	18,190
65100	Insurance Charges	330,886	267,749	190,670	253,820
65105	Benefits Overhead	7,158	37,245	27,380	34,620
65210	Delivery Charges	4,622	0	0	0
65400	Indirect Costs	13,004	18,557	0	0
	<b>SUBTOTAL FIXED CHARGES</b>	<b>645,678</b>	<b>610,824</b>	<b>454,650</b>	<b>572,110</b>
66400	Machinery & Equipment	0	109,182	0	0
66511	Computer Software Subscriptions	0	10,104	25,000	35,000
	<b>SUBTOTAL CAPITAL</b>	<b>0</b>	<b>119,285</b>	<b>25,000</b>	<b>35,000</b>
67200	Principal-Leases	5,870	6,054	7,000	11,640
67210	Interest-Leases	888	705	0	0
	<b>SUBTOTAL DEBT SERVICE</b>	<b>6,759</b>	<b>6,759</b>	<b>7,000</b>	<b>11,640</b>
	<b>TOTAL</b>	<b>4,865,118</b>	<b>7,616,809</b>	<b>8,247,700</b>	<b>7,651,330</b>

<b>GENERAL FUND</b>					
<b>PARKS, REC. &amp; COMMUNITY SERVICES</b>					<b>ACCOUNTING UNIT</b>
<b>PRCSA - PARK FACILITIES</b>					<b>01113250</b>
<b>Account Code</b>	<b>LINE ITEM RESOURCES</b>	<b>ACTUAL FY 21-22</b>	<b>ACTUAL FY 22-23</b>	<b>ADOPTED FY 23-24</b>	<b>ADOPTED FY 24-25</b>
61000	Salaries Regular	974,791	0	0	0
61010	Salaries Cash Out/Separation	173,958	0	0	0
61020	Salaries Part-Time	235,915	0	0	0
61040	Salaries Overtime	32,182	0	0	0
61100	Retirement-Employer Normal Cost	66,932	0	0	0
61102	Retirement- Employer Unfunded- Miscellaneous	19,520	0	0	0
61110	Part-Time Retirement	8,298	0	0	0
61120	Medicare Insurance	15,893	0	0	0
61130	Health Insurance	183,026	0	0	0
61170	Retiree Health Benefits	1,438	0	0	0
61180	Worker Compensation Insurance	111,520	0	0	0
	<b>SUBTOTAL SALARIES &amp; BENEFITS</b>	<b>1,823,474</b>	<b>0</b>	<b>0</b>	<b>0</b>
62000	Utilities	1,524,893	0	0	0
62010	Communications	33,593	0	0	0
62120	Training, Transportation, Meetings	4,616	0	0	0
62140	Membership, Subscription & Dues	3,534	0	0	0
62251	Other Agency Services	63,462	0	0	0
62300	Contract Services-Professional	352,406	0	0	0
62320	Maintenance & Repair Buildings	2,728,461	0	0	0
62501	Operating Lease Expense	672	0	0	0
62600	Parking Validation	1,615	0	0	0
	<b>SUBTOTAL CONTRACTUALS</b>	<b>4,713,252</b>	<b>0</b>	<b>0</b>	<b>0</b>
63001	Miscellaneous Operating Expenses	114,075	0	0	0
63200	Operating Materials & Supplies	599,023	0	0	0
63300	Gas & Diesel	71,137	0	0	0
	<b>SUBTOTAL COMMODITIES</b>	<b>784,234</b>	<b>0</b>	<b>0</b>	<b>0</b>
65000	Building Rental	447,140	0	0	0
65010	Rental City Equipment	282,345	0	0	0
65011	Equipment Replacement Charges	46,056	0	0	0
65012	Accident Repair & Replacement	4,570	0	0	0
65020	City Yard Rental	107,560	0	0	0
65040	IT Maintenance Charge	132,430	0	0	0
65100	Insurance Charges	139,470	0	0	0
65105	Benefits Overhead	7,820	0	0	0
65210	Delivery Charges	1,570	0	0	0
	<b>SUBTOTAL FIXED CHARGES</b>	<b>1,168,961</b>	<b>0</b>	<b>0</b>	<b>0</b>
66200	Buildings & Building Improvements	2,100	0	0	0
66220	Improvements Other Than Building	41,604	0	0	0
	<b>SUBTOTAL CAPITAL</b>	<b>43,704</b>	<b>0</b>	<b>0</b>	<b>0</b>
67003	Loan Payment-OBF	44,716	0	0	0
	<b>SUBTOTAL DEBT SERVICE</b>	<b>44,716</b>	<b>0</b>	<b>0</b>	<b>0</b>
	<b>TOTAL</b>	<b>8,578,341</b>	<b>0</b>	<b>0</b>	<b>0</b>

<b>CANNABIS PUBLIC BENEFIT DEPARTMENT RESOURCE SUMMARY PARKS, REC. &amp; COMMUNITY SERVICES</b>				
<b>ACTIVITIES</b>	<b>ACTUAL FY 21-22</b>	<b>ACTUAL FY 22-23</b>	<b>ADOPTED FY 23-24</b>	<b>ADOPTED FY 24-25</b>
<b>EXPENDITURES</b>				
01213020 PRCSA YOUTH SERVICES	3,426,287	6,766,784	3,207,410	3,410,190
TOTAL EXPENDITURES	3,426,287	6,766,784	3,207,410	3,410,190
<b>OPERATING EXPENSES</b>	<b>ACTUAL FY 21-22</b>	<b>ACTUAL FY 22-23</b>	<b>ADOPTED FY 23-24</b>	<b>ADOPTED FY 24-25</b>
61000 SALARIES & BENEFITS	363,416	1,469,530	2,608,290	2,541,280
62000 CONTRACTUALS	728,379	226,535	257,430	419,450
63000 COMMODITIES	65,145	88,251	130,380	290,670
65000 FIXED CHARGES	67,063	108,304	205,570	154,790
66000 CAPITAL	1,754,585	4,840,431	0	0
69000 MISCELLANEOUS	447,700	33,733	5,740	4,000
<b>TOTAL</b>	<b>3,426,287</b>	<b>6,766,784</b>	<b>3,207,410</b>	<b>3,410,190</b>

<b>CANNABIS PUBLIC BENEFIT</b>					
<b>PARKS, REC. &amp; COMMUNITY SERVICES</b>				<b>ACCOUNTING UNIT</b>	
<b>PRCSA YOUTH SERVICES</b>				<b>01213020</b>	
<b>Account Code</b>	<b>LINE ITEM RESOURCES</b>	<b>ACTUAL FY 21-22</b>	<b>ACTUAL FY 22-23</b>	<b>ADOPTED FY 23-24</b>	<b>ADOPTED FY 24-25</b>
61000	Salaries Regular	173,563	500,635	664,550	808,390
61010	Salaries Cash Out/Separation	0	1,433	0	0
61020	Salaries Part-Time	70,170	272,949	1,041,060	989,560
61030	Salaries Participant	0	392,019	417,880	288,000
61040	Salaries Overtime	1,602	22,367	0	0
61100	Retirement-Employer Normal Cost	21,097	50,118	78,870	93,610
61110	Part-Time Retirement	14,812	25,716	54,710	47,910
61120	Medicare Insurance	8,230	17,653	30,780	30,230
61130	Health Insurance	43,865	117,012	219,790	230,350
61170	Retiree Health Benefits	0	0	0	8,030
61180	Worker Compensation Insurance	30,077	69,629	100,650	45,200
	<b>SUBTOTAL SALARIES &amp; BENEFITS</b>	<b>363,416</b>	<b>1,469,530</b>	<b>2,608,290</b>	<b>2,541,280</b>
62010	Communications	255	1,913	15,310	0
62120	Training, Transportation, Meetings	2,841	6,793	12,000	12,000
62140	Membership, Subscription & Dues	0	990	0	0
62300	Contract Services-Professional	725,283	161,422	148,120	364,700
62500	Rent Payments	0	54,718	82,000	42,750
62600	Parking Validation	0	700	0	0
	<b>SUBTOTAL CONTRACTUALS</b>	<b>728,379</b>	<b>226,535</b>	<b>257,430</b>	<b>419,450</b>
63001	Miscellaneous Operating Expenses	64,986	88,072	130,380	290,670
63300	Gas & Diesel	159	179	0	0
	<b>SUBTOTAL COMMODITIES</b>	<b>65,145</b>	<b>88,251</b>	<b>130,380</b>	<b>290,670</b>
65010	Rental City Equipment	2,385	1,682	0	0
65011	Equipment Replacement Charges	0	0	0	12,450
65012	Accident Repair & Replacement	68	43	0	0
65040	IT Maintenance Charge	28,790	27,890	65,820	68,690
65055	Communications- Landlines	0	0	0	9,570
65100	Insurance Charges	34,300	60,871	122,750	56,390
65105	Benefits Overhead	1,520	8,351	17,000	7,690
65205	Internal Departments Personnel	0	9,323	0	0
65400	Indirect Costs	0	144	0	0
	<b>SUBTOTAL FIXED CHARGES</b>	<b>67,063</b>	<b>108,304</b>	<b>205,570</b>	<b>154,790</b>
66220	Improvements Other Than Building	1,585,337	4,840,431	0	0
66400	Machinery & Equipment	169,249	0	0	0
66600	Books Records Video	()	0	0	0
	<b>SUBTOTAL CAPITAL</b>	<b>1,754,585</b>	<b>4,840,431</b>	<b>0</b>	<b>0</b>
69135	Payment to Subagent	447,700	33,199	0	0
69143	Transportation Pass for Partic	0	534	5,740	4,000
	<b>SUBTOTAL MISCELLANEOUS</b>	<b>447,700</b>	<b>33,733</b>	<b>5,740</b>	<b>4,000</b>
	<b>TOTAL</b>	<b>3,426,287</b>	<b>6,766,784</b>	<b>3,207,410</b>	<b>3,410,190</b>

<b>PRCSA FEE &amp; DONATION                      DEPARTMENT RESOURCE SUMMARY                      PARKS, REC. &amp; COMMUNITY SERVICES</b>				
<b>ACTIVITIES</b>	<b>ACTUAL FY 21-22</b>	<b>ACTUAL FY 22-23</b>	<b>ADOPTED FY 23-24</b>	<b>ADOPTED FY 24-25</b>
REVENUES				
57081 Gifts & Donations	781,500	10,000	0	0
58000 Earning On Investments	6,712	10,043	0	5,000
TOTAL REVENUES	788,212	20,043	0	5,000
EXPENDITURES				
02213200 PRCSA FEE & DONATION	242,764	40,800	44,000	39,950
TOTAL EXPENDITURES	242,764	40,800	44,000	39,950
<b>OPERATING EXPENSES</b>	<b>ACTUAL FY 21-22</b>	<b>ACTUAL FY 22-23</b>	<b>ADOPTED FY 23-24</b>	<b>ADOPTED FY 24-25</b>
62000 CONTRACTUALS	214,183	26,625	44,000	19,950
63000 COMMODITIES	28,581	4,175	0	20,000
66000 CAPITAL	0	10,000	0	0
<b>TOTAL</b>	<b>242,764</b>	<b>40,800</b>	<b>44,000</b>	<b>39,950</b>



<b>PRCSA FEE &amp; DONATION</b>				
<b>PARKS, REC. &amp; COMMUNITY SERVICES</b>				<b>ACCOUNTING UNIT</b>
<b>PRCSA FEE &amp; DONATION</b>				<b>02213002</b>
<b>Account Code</b>	<b>LINE ITEM RESOURCES</b>	<b>ACTUAL FY 21-22</b>	<b>ACTUAL FY 22-23</b>	<b>ADOPTED FY 23-24</b>
57081	Gifts & Donations	781,500	10,000	0
58000	Earning On Investments	6,712	10,043	0
	<b>SUBTOTAL REVENUES</b>	<b>788,212</b>	<b>20,043</b>	<b>0</b>
	<b>TOTAL</b>	<b>788,212</b>	<b>20,043</b>	<b>0</b>
				<b>5,000</b>

<b>PRCSA FEE &amp; DONATION</b>					
<b>PARKS, REC. &amp; COMMUNITY SERVICES</b>					<b>ACCOUNTING UNIT</b>
<b>PRCSA FEE &amp; DONATION</b>					<b>02213200</b>
<b>Account Code</b>	<b>LINE ITEM RESOURCES</b>	<b>ACTUAL FY 21-22</b>	<b>ACTUAL FY 22-23</b>	<b>ADOPTED FY 23-24</b>	<b>ADOPTED FY 24-25</b>
62140	Membership, Subscription & Dues	8,030	0	0	0
62300	Contract Services-Professional	206,153	26,625	44,000	19,950
	<b>SUBTOTAL CONTRACTUALS</b>	<b>214,183</b>	<b>26,625</b>	<b>44,000</b>	<b>19,950</b>
63001	Miscellaneous Operating Expenses	28,581	4,175	0	20,000
	<b>SUBTOTAL COMMODITIES</b>	<b>28,581</b>	<b>4,175</b>	<b>0</b>	<b>20,000</b>
66220	Improvements Other Than Building	0	10,000	0	0
	<b>SUBTOTAL CAPITAL</b>	<b>0</b>	<b>10,000</b>	<b>0</b>	<b>0</b>
	<b>TOTAL</b>	<b>242,764</b>	<b>40,800</b>	<b>44,000</b>	<b>39,950</b>

<b>CAPITAL OUTLAY FUND                      DEPARTMENT RESOURCE SUMMARY                      PARKS, REC. &amp; COMMUNITY SERVICES</b>				
<b>ACTIVITIES</b>	<b>ACTUAL FY 21-22</b>	<b>ACTUAL FY 22-23</b>	<b>ADOPTED FY 23-24</b>	<b>ADOPTED FY 24-25</b>
<b>REVENUES</b>				
53332 Baseball Surcharge	5,717	4,044	0	0
57363 Cell Tower Lease Agreement	638,962	597,957	600,000	600,000
58000 Earning On Investments	26,400	27,292	0	20,000
<b>TOTAL REVENUES</b>	<b>671,078</b>	<b>629,293</b>	<b>600,000</b>	<b>620,000</b>
<b>EXPENDITURES</b>				
05113263 PARK IMPROVEMENTS	1,252,762	1,784,940	630,000	785,000
<b>TOTAL EXPENDITURES</b>	<b>1,252,762</b>	<b>1,784,940</b>	<b>630,000</b>	<b>785,000</b>
<b>OPERATING EXPENSES</b>	<b>ACTUAL FY 21-22</b>	<b>ACTUAL FY 22-23</b>	<b>ADOPTED FY 23-24</b>	<b>ADOPTED FY 24-25</b>
62000 CONTRACTUALS	305,350	150,024	315,000	415,000
63000 COMMODITIES	281,588	621,176	315,000	70,000
66000 CAPITAL	665,824	1,013,739	0	300,000
<b>TOTAL</b>	<b>1,252,762</b>	<b>1,784,940</b>	<b>630,000</b>	<b>785,000</b>

<b>CAPITAL OUTLAY FUND</b>					
<b>PARKS, REC. &amp; COMMUNITY SERVICES</b>				<b>ACCOUNTING UNIT</b>	
<b>MISCELLENOUS REVENUE</b>				<b>05113002</b>	
<b>Account Code</b>	<b>LINE ITEM RESOURCES</b>	<b>ACTUAL FY 21-22</b>	<b>ACTUAL FY 22-23</b>	<b>ADOPTED FY 23-24</b>	
		<b>ADOPTED FY 24-25</b>			
53332	Baseball Surcharge	5,717	4,044	0	0
57363	Cell Tower Lease Agreement	638,962	597,957	600,000	600,000
58000	Earning On Investments	26,400	27,292	0	20,000
<b>SUBTOTAL REVENUES</b>		<b>671,078</b>	<b>629,293</b>	<b>600,000</b>	<b>620,000</b>
<b>TOTAL</b>		<b>671,078</b>	<b>629,293</b>	<b>600,000</b>	<b>620,000</b>

<b>CAPITAL OUTLAY FUND</b>					
<b>PARKS, REC. &amp; COMMUNITY SERVICES</b>					<b>ACCOUNTING UNIT</b>
<b>PARK IMPROVEMENTS</b>					<b>05113263</b>
<b>Account Code</b>	<b>LINE ITEM RESOURCES</b>	<b>ACTUAL FY 21-22</b>	<b>ACTUAL FY 22-23</b>	<b>ADOPTED FY 23-24</b>	<b>ADOPTED FY 24-25</b>
62320	Maintenance & Repair Buildings	305,350	150,024	315,000	415,000
	<b>SUBTOTAL CONTRACTUALS</b>	<b>305,350</b>	<b>150,024</b>	<b>315,000</b>	<b>415,000</b>
63200	Operating Materials & Supplies	281,588	621,176	315,000	70,000
	<b>SUBTOTAL COMMODITIES</b>	<b>281,588</b>	<b>621,176</b>	<b>315,000</b>	<b>70,000</b>
66200	Buildings & Building Improvements	12,475	0	0	300,000
66220	Improvements Other Than Building	653,349	1,013,739	0	0
	<b>SUBTOTAL CAPITAL</b>	<b>665,824</b>	<b>1,013,739</b>	<b>0</b>	<b>300,000</b>
	<b>TOTAL</b>	<b>1,252,762</b>	<b>1,784,940</b>	<b>630,000</b>	<b>785,000</b>

<b>CIVIC CENTER MAINTENANCE                      DEPARTMENT RESOURCE SUMMARY                      PARKS, REC. &amp; COMMUNITY SERVICES</b>				
ACTIVITIES	ACTUAL FY 21-22	ACTUAL FY 22-23	ADOPTED FY 23-24	ADOPTED FY 24-25
<b>REVENUES</b>				
53322 Civic Center Project Charges	81,501	0	0	0
53323 Civic Center Maintenance Charges	1,508,286	0	0	0
53324 Civic Center Police Security	1,587,921	0	0	0
59000-011 Transfer From Fund 011	600,000	0	0	0
<b>TOTAL REVENUES</b>	<b>3,777,708</b>	<b>0</b>	<b>0</b>	<b>0</b>
<b>EXPENDITURES</b>				
07413015 NON-DEPARTMENT CIVIC CENTER	600,000	0	0	0
07413250 CIVIC CTR-REGULAR MAINTENANCE	1,486,526	0	0	0
07413260 CIVIC CTR-CAPITAL PROJECT	59,138	0	0	0
<b>TOTAL EXPENDITURES</b>	<b>2,145,664</b>	<b>0</b>	<b>0</b>	<b>0</b>
OPERATING EXPENSES	ACTUAL FY 21-22	ACTUAL FY 22-23	ADOPTED FY 23-24	ADOPTED FY 24-25
61000 SALARIES & BENEFITS	25,807	0	0	0
62000 CONTRACTUALS	1,364,852	0	0	0
63000 COMMODITIES	26,418	0	0	0
65000 FIXED CHARGES	51,678	0	0	0
66000 CAPITAL	59,138	0	0	0
67000 DEBT SERVICE	14,383	0	0	0
68000 TRANSFERS	3,389	0	0	0
69000 MISCELLANEOUS	600,000	0	0	0
<b>TOTAL</b>	<b>2,145,664</b>	<b>0</b>	<b>0</b>	<b>0</b>

<b>CIVIC CENTER MAINTENANCE</b>					
<b>PARKS, REC. &amp; COMMUNITY SERVICES</b>				<b>ACCOUNTING UNIT</b>	
<b>NON-DEPARTMENT CIVIC CENTER</b>				<b>07413002</b>	
<b>Account Code</b>	<b>LINE ITEM RESOURCES</b>	<b>ACTUAL FY 21-22</b>	<b>ACTUAL FY 22-23</b>	<b>ADOPTED FY 23-24</b>	<b>ADOPTED FY 24-25</b>
53322	Civic Center Project Charges	81,501	0	0	0
53323	Civic Center Maintenance Charges	1,508,286	0	0	0
53324	Civic Center Police Security	1,587,921	0	0	0
59000	Transfer From Fund 011	600,000	0	0	0
	<b>SUBTOTAL REVENUES</b>	<b>3,777,708</b>	<b>0</b>	<b>0</b>	<b>0</b>
	<b>TOTAL</b>	<b>3,777,708</b>	<b>0</b>	<b>0</b>	<b>0</b>

<b>CIVIC CENTER MAINTENANCE</b>					
<b>PARKS, REC. &amp; COMMUNITY SERVICES</b>					<b>ACCOUNTING UNIT</b>
<b>NON-DEPARTMENT CIVIC CENTER</b>					<b>07413015</b>
<b>Account Code</b>	<b>LINE ITEM RESOURCES</b>	<b>ACTUAL FY 21-22</b>	<b>ACTUAL FY 22-23</b>	<b>ADOPTED FY 23-24</b>	<b>ADOPTED FY 24-25</b>
69135	Payment to Subagent	600,000	0	0	0
	<b>SUBTOTAL MISCELLANEOUS</b>	<b>600,000</b>	<b>0</b>	<b>0</b>	<b>0</b>
	<b>TOTAL</b>	<b>600,000</b>	<b>0</b>	<b>0</b>	<b>0</b>



<b>CIVIC CENTER MAINTENANCE</b>					
<b>PARKS, REC. &amp; COMMUNITY SERVICES</b>					<b>ACCOUNTING UNIT</b>
<b>CIVIC CTR-REGULAR MAINTENANCE</b>					<b>07413250</b>
<b>Account Code</b>	<b>LINE ITEM RESOURCES</b>	<b>ACTUAL FY 21-22</b>	<b>ACTUAL FY 22-23</b>	<b>ADOPTED FY 23-24</b>	<b>ADOPTED FY 24-25</b>
61000	Salaries Regular	651	0	0	0
61040	Salaries Overtime	1,673	0	0	0
61100	Retirement-Employer Normal Cost	24	0	0	0
61102	Retirement- Employer Unfunded- Miscellaneous	19,650	0	0	0
61120	Medicare Insurance	4	0	0	0
61130	Health Insurance	95	0	0	0
61180	Worker Compensation Insurance	3,710	0	0	0
	<b>SUBTOTAL SALARIES &amp; BENEFITS</b>	<b>25,807</b>	<b>0</b>	<b>0</b>	<b>0</b>
62000	Utilities	307,933	0	0	0
62010	Communications	1,636	0	0	0
62300	Contract Services-Professional	2,789	0	0	0
62320	Maintenance & Repair Buildings	1,052,494	0	0	0
	<b>SUBTOTAL CONTRACTUALS</b>	<b>1,364,852</b>	<b>0</b>	<b>0</b>	<b>0</b>
63200	Operating Materials & Supplies	17,525	0	0	0
63300	Gas & Diesel	8,893	0	0	0
	<b>SUBTOTAL COMMODITIES</b>	<b>26,418</b>	<b>0</b>	<b>0</b>	<b>0</b>
65010	Rental City Equipment	6,060	0	0	0
65012	Accident Repair & Replacement	84	0	0	0
65040	IT Maintenance Charge	23,030	0	0	0
65100	Insurance Charges	20,610	0	0	0
65105	Benefits Overhead	1,330	0	0	0
65400	Indirect Costs	564	0	0	0
	<b>SUBTOTAL FIXED CHARGES</b>	<b>51,678</b>	<b>0</b>	<b>0</b>	<b>0</b>
67003	Loan Payment-OBF	14,383	0	0	0
	<b>SUBTOTAL DEBT SERVICE</b>	<b>14,383</b>	<b>0</b>	<b>0</b>	<b>0</b>
68001	POB Misc Xfer to Fund 406	3,389	0	0	0
	<b>SUBTOTAL TRANSFERS</b>	<b>3,389</b>	<b>0</b>	<b>0</b>	<b>0</b>
	<b>TOTAL</b>	<b>1,486,526</b>	<b>0</b>	<b>0</b>	<b>0</b>

<b>CIVIC CENTER MAINTENANCE</b>					
<b>PARKS, REC. &amp; COMMUNITY SERVICES</b>					<b>ACCOUNTING UNIT</b>
<b>CIVIC CTR-CAPITAL PROJECT</b>					<b>07413260</b>
<b>Account Code</b>	<b>LINE ITEM RESOURCES</b>	<b>ACTUAL FY 21-22</b>	<b>ACTUAL FY 22-23</b>	<b>ADOPTED FY 23-24</b>	<b>ADOPTED FY 24-25</b>
66220	Improvements Other Than Building	59,138	0	0	0
	<b>SUBTOTAL CAPITAL</b>	<b>59,138</b>	<b>0</b>	<b>0</b>	<b>0</b>
	<b>TOTAL</b>	<b>59,138</b>	<b>0</b>	<b>0</b>	<b>0</b>

<b>REC/COM SVS ST URBAN OPEN SPAC DEPARTMENT RESOURCE SUMMARY</b>				
<b>PARKS, REC. &amp; COMMUNITY SERVICES</b>				
ACTIVITIES	ACTUAL FY 21-22	ACTUAL FY 22-23	ADOPTED FY 23-24	ADOPTED FY 24-25
REVENUES				
52025    State Grants-Direct	764,368	2,451,215	0	0
TOTAL REVENUES	764,368	2,451,215	0	0
EXPENDITURES				
16113263    SANTA ANA RIVER CONSERVANCY PROGRAM	601,892	172,872	0	0
16113264    2018 Parks Bond Act-SPD&CR	563,999	1,138,585	0	0
16113268    2002 CA YOUTH SOCCER & REC DEV	0	1,000,000	0	0
16113269    2018 Parks Bond Act-Per Capita	0	177,952	0	0
TOTAL EXPENDITURES	1,165,892	2,489,409	0	0
OPERATING EXPENSES	ACTUAL FY 21-22	ACTUAL FY 22-23	ADOPTED FY 23-24	ADOPTED FY 24-25
66000    CAPITAL	1,165,892	2,489,409	0	0
TOTAL	1,165,892	2,489,409	0	0

<b>REC/COM SVS ST URBAN OPEN SPAC</b>				
<b>PARKS, REC. &amp; COMMUNITY SERVICES</b>				<b>ACCOUNTING UNIT</b>
<b>2018 Parks Bond Act-SPD&amp;CR</b>				<b>16113264</b>
<b>Account Code</b>	<b>LINE ITEM RESOURCES</b>	<b>ACTUAL FY 21-22</b>	<b>ACTUAL FY 22-23</b>	<b>ADOPTED FY 23-24</b>
66220	Improvements Other Than Building	563,999	1,138,585	0
	<b>SUBTOTAL CAPITAL</b>	<b>563,999</b>	<b>1,138,585</b>	<b>0</b>
	<b>TOTAL</b>	<b>563,999</b>	<b>1,138,585</b>	<b>0</b>

<b>REC/COM SVS ST URBAN OPEN SPAC</b>					
<b>PARKS, REC. &amp; COMMUNITY SERVICES</b>					<b>ACCOUNTING UNIT</b>
<b>2018 Parks Bond Act-Per Capita</b>					<b>16113269</b>
<b>Account Code</b>	<b>LINE ITEM RESOURCES</b>	<b>ACTUAL FY 21-22</b>	<b>ACTUAL FY 22-23</b>	<b>ADOPTED FY 23-24</b>	<b>ADOPTED FY 24-25</b>
66220	Improvements Other Than Building	0	177,952	0	0
	<b>SUBTOTAL CAPITAL</b>	<b>0</b>	<b>177,952</b>	<b>0</b>	<b>0</b>
	<b>TOTAL</b>	<b>0</b>	<b>177,952</b>	<b>0</b>	<b>0</b>

<b>REC/COM SVS ST URBAN OPEN SPAC</b>					
<b>PARKS, REC. &amp; COMMUNITY SERVICES</b>					<b>ACCOUNTING UNIT</b>
<b>PARKS/REC CAPITAL GRANTS</b>					<b>16113002</b>
<b>Account Code</b>	<b>LINE ITEM RESOURCES</b>	<b>ACTUAL FY 21-22</b>	<b>ACTUAL FY 22-23</b>	<b>ADOPTED FY 23-24</b>	<b>ADOPTED FY 24-25</b>
52025	State Grants-Direct	764,368	2,451,215	0	0
	<b>SUBTOTAL REVENUES</b>	<b>764,368</b>	<b>2,451,215</b>	<b>0</b>	<b>0</b>
	<b>TOTAL</b>	<b>764,368</b>	<b>2,451,215</b>	<b>0</b>	<b>0</b>

<b>REC/COM SVS ST URBAN OPEN SPAC</b>					
<b>PARKS, REC. &amp; COMMUNITY SERVICES</b>					<b>ACCOUNTING UNIT</b>
<b>SANTA ANA RIVER CONSERVANCY PROGRAM</b>					<b>16113263</b>
<b>Account Code</b>	<b>LINE ITEM RESOURCES</b>	<b>ACTUAL FY 21-22</b>	<b>ACTUAL FY 22-23</b>	<b>ADOPTED FY 23-24</b>	<b>ADOPTED FY 24-25</b>
66220	Improvements Other Than Building	601,892	172,872	0	0
	<b>SUBTOTAL CAPITAL</b>	<b>601,892</b>	<b>172,872</b>	<b>0</b>	<b>0</b>
	<b>TOTAL</b>	<b>601,892</b>	<b>172,872</b>	<b>0</b>	<b>0</b>

<b>REC/COM SVS ST URBAN OPEN SPAC</b>				
<b>PARKS, REC. &amp; COMMUNITY SERVICES</b>				<b>ACCOUNTING UNIT</b>
<b>2002 CA YOUTH SOCCER &amp; REC DEV</b>				<b>16113268</b>
<b>Account Code</b>	<b>LINE ITEM RESOURCES</b>	<b>ACTUAL FY 21-22</b>	<b>ACTUAL FY 22-23</b>	<b>ADOPTED FY 23-24</b>
66220	Improvements Other Than Building	0	1,000,000	0
	<b>SUBTOTAL CAPITAL</b>	<b>0</b>	<b>1,000,000</b>	<b>0</b>
	<b>TOTAL</b>	<b>0</b>	<b>1,000,000</b>	<b>0</b>



<b>RECREATION GRANTS FUND</b> <b>DEPARTMENT RESOURCE SUMMARY</b> <b>PARKS, REC. &amp; COMMUNITY SERVICES</b>					
ACTIVITIES		ACTUAL FY 21-22	ACTUAL FY 22-23	ADOPTED FY 23-24	ADOPTED FY 24-25
REVENUES					
52040	Grant-Other	259,042	280,104	300,000	308,850
58000	Earning On Investments	3,497	6,086	0	0
TOTAL REVENUES		262,539	286,190	300,000	308,850
EXPENDITURES					
16913202	OCTA SR MOBILITY PROGRAM	126,781	123,628	808,480	439,070
TOTAL EXPENDITURES		126,781	123,628	808,480	439,070
OPERATING EXPENSES		ACTUAL FY 21-22	ACTUAL FY 22-23	ADOPTED FY 23-24	ADOPTED FY 24-25
61000	SALARIES & BENEFITS	77,514	67,862	710,570	324,930
62000	CONTRACTUALS	1,210	32	0	0
63000	COMMODITIES	567	1,859	12,000	12,000
65000	FIXED CHARGES	47,491	53,875	85,910	102,140
<b>TOTAL</b>		<b>126,781</b>	<b>123,628</b>	<b>808,480</b>	<b>439,070</b>

<b>RECREATION GRANTS FUND</b>					
<b>PARKS, REC. &amp; COMMUNITY SERVICES</b>				<b>ACCOUNTING UNIT</b>	
<b>RECREATION GRANTS REVENUE</b>				<b>16913002</b>	
<b>Account Code</b>	<b>LINE ITEM RESOURCES</b>	<b>ACTUAL FY 21-22</b>	<b>ACTUAL FY 22-23</b>	<b>ADOPTED FY 23-24</b>	
		<b>ADOPTED FY 24-25</b>			
52040	Grant-Other	259,042	280,104	300,000	308,850
58000	Earning On Investments	3,497	6,086	0	0
<b>SUBTOTAL REVENUES</b>		<b>262,539</b>	<b>286,190</b>	<b>300,000</b>	<b>308,850</b>
<b>TOTAL</b>		<b>262,539</b>	<b>286,190</b>	<b>300,000</b>	<b>308,850</b>

<b>RECREATION GRANTS FUND</b>					
<b>PARKS, REC. &amp; COMMUNITY SERVICES</b>					<b>ACCOUNTING UNIT</b>
<b>OCTA SR MOBILITY PROGRAM</b>					<b>16913202</b>
<b>Account Code</b>	<b>LINE ITEM RESOURCES</b>	<b>ACTUAL FY 21-22</b>	<b>ACTUAL FY 22-23</b>	<b>ADOPTED FY 23-24</b>	<b>ADOPTED FY 24-25</b>
61000	Salaries Regular	0	4,995	422,330	179,410
61020	Salaries Part-Time	66,218	53,912	42,690	0
61100	Retirement-Employer Normal Cost	0	213	50,950	24,220
61102	Retirement- Employer Unfunded- Miscellaneous	0	494	0	5,230
61110	Part-Time Retirement	2,586	2,251	1,600	0
61120	Medicare Insurance	1,000	1,011	6,430	3,630
61130	Health Insurance	0	832	182,700	106,560
61170	Retiree Health Benefits	0	0	0	2,440
61180	Worker Compensation Insurance	7,710	4,153	3,870	3,440
	<b>SUBTOTAL SALARIES &amp; BENEFITS</b>	<b>77,514</b>	<b>67,862</b>	<b>710,570</b>	<b>324,930</b>
62300	Contract Services-Professional	1,210	32	0	0
	<b>SUBTOTAL CONTRACTUALS</b>	<b>1,210</b>	<b>32</b>	<b>0</b>	<b>0</b>
63001	Miscellaneous Operating Expenses	0	55	0	0
63300	Gas & Diesel	567	1,804	12,000	12,000
	<b>SUBTOTAL COMMODITIES</b>	<b>567</b>	<b>1,859</b>	<b>12,000</b>	<b>12,000</b>
65010	Rental City Equipment	14,851	17,494	20,930	22,590
65011	Equipment Replacement Charges	20,970	22,344	12,170	18,060
65012	Accident Repair & Replacement	168	210	270	590
65040	IT Maintenance Charge	0	0	0	23,750
65055	Communications- Landlines	0	0	0	3,310
65100	Insurance Charges	7,644	5,114	4,780	4,290
65105	Benefits Overhead	23	749	690	590
65210	Delivery Charges	98	0	0	0
65400	Indirect Costs	3,737	7,964	47,070	28,960
	<b>SUBTOTAL FIXED CHARGES</b>	<b>47,491</b>	<b>53,875</b>	<b>85,910</b>	<b>102,140</b>
	<b>TOTAL</b>	<b>126,781</b>	<b>123,628</b>	<b>808,480</b>	<b>439,070</b>

<b>NATL RECREATION TRAILS FND ACT                      DEPARTMENT RESOURCE SUMMARY                      PARKS, REC. &amp; COMMUNITY SERVICES</b>				
ACTIVITIES	ACTUAL FY 21-22	ACTUAL FY 22-23	ADOPTED FY 23-24	ADOPTED FY 24-25
REVENUES				
58000 Earning On Investments	129	115	0	0
TOTAL REVENUES	129	115	0	0

NATL RECREATION TRAILS FND ACT				
PARKS, REC. & COMMUNITY SERVICES				ACCOUNTING UNIT
NATL RECREATION TRAILS FND ACT				17213002
Account Code	LINE ITEM RESOURCES	ACTUAL FY 21-22	ACTUAL FY 22-23	ADOPTED FY 23-24
58000	Earning On Investments	129	115	0
	<b>SUBTOTAL REVENUES</b>	<b>129</b>	<b>115</b>	<b>0</b>
	<b>TOTAL</b>	<b>129</b>	<b>115</b>	<b>0</b>

<b>American Rescue Plan Act DEPARTMENT RESOURCE SUMMARY PARKS, REC. &amp; COMMUNITY SERVICES</b>				
<b>ACTIVITIES</b>	<b>ACTUAL FY 21-22</b>	<b>ACTUAL FY 22-23</b>	<b>ADOPTED FY 23-24</b>	<b>ADOPTED FY 24-25</b>
<b>EXPENDITURES</b>				
18113013 ARPA-PRCSA	1,632,870	1,306,023	0	0
TOTAL EXPENDITURES	1,632,870	1,306,023	0	0
<b>OPERATING EXPENSES</b>	<b>ACTUAL FY 21-22</b>	<b>ACTUAL FY 22-23</b>	<b>ADOPTED FY 23-24</b>	<b>ADOPTED FY 24-25</b>
62000 CONTRACTUALS	182,246	0	0	0
63000 COMMODITIES	55,986	0	0	0
64000 INSURANCE & CLAIMS	9,376	0	0	0
66000 CAPITAL	1,385,263	0	0	0
69000 MISCELLANEOUS	0	1,306,023	0	0
<b>TOTAL</b>	<b>1,632,870</b>	<b>1,306,023</b>	<b>0</b>	<b>0</b>

<b>American Rescue Plan Act</b>				
<b>PARKS, REC. &amp; COMMUNITY SERVICES</b>				<b>ACCOUNTING UNIT</b>
<b>ARPA-PRCSA</b>				<b>18113013</b>
<b>Account Code</b>	<b>LINE ITEM RESOURCES</b>	<b>ACTUAL FY 21-22</b>	<b>ACTUAL FY 22-23</b>	<b>ADOPTED FY 23-24</b>
		<b>ADOPTED FY 24-25</b>		
62300	Contract Services-Professional	182,246	0	0
<b>SUBTOTAL CONTRACTUALS</b>		<b>182,246</b>	<b>0</b>	<b>0</b>
63001	Miscellaneous Operating Expenses	54,896	0	0
63200	Operating Materials & Supplies	1,090	0	0
<b>SUBTOTAL COMMODITIES</b>		<b>55,986</b>	<b>0</b>	<b>0</b>
64010	Insurance Payment	9,376	0	0
<b>SUBTOTAL INSURANCE &amp; CLAIMS</b>		<b>9,376</b>	<b>0</b>	<b>0</b>
66220	Improvements Other Than Building	1,385,263	0	0
<b>SUBTOTAL CAPITAL</b>		<b>1,385,263</b>	<b>0</b>	<b>0</b>
69135	Payment to Subagent	0	1,306,023	0
<b>SUBTOTAL MISCELLANEOUS</b>		<b>0</b>	<b>1,306,023</b>	<b>0</b>
<b>TOTAL</b>		<b>1,632,870</b>	<b>1,306,023</b>	<b>0</b>

<b>REC/COMM SVS DEPARTMENT RESOURCE SUMMARY PARKS, REC. &amp; COMMUNITY SERVICES</b>				
<b>ACTIVITIES</b>	<b>ACTUAL FY 21-22</b>	<b>ACTUAL FY 22-23</b>	<b>ADOPTED FY 23-24</b>	<b>ADOPTED FY 24-25</b>
<b>REVENUES</b>				
57304 Rancho Santiago Reimbursement/PR	653	0	0	0
58000 Earning On Investments	45	61	0	0
TOTAL REVENUES	697	61	0	0
<b>EXPENDITURES</b>				
30113260 REC/COMM SVS ACQ & DEV	653	0	0	0
TOTAL EXPENDITURES	653	0	0	0
<b>OPERATING EXPENSES</b>	<b>ACTUAL FY 21-22</b>	<b>ACTUAL FY 22-23</b>	<b>ADOPTED FY 23-24</b>	<b>ADOPTED FY 24-25</b>
62000 CONTRACTUALS	653	0	0	0
<b>TOTAL</b>	<b>653</b>	<b>0</b>	<b>0</b>	<b>0</b>



REC/COMM SVS					
PARKS, REC. & COMMUNITY SERVICES				ACCOUNTING UNIT	
REC/COMM SVS ACQ & DEV				30113002	
Account Code	LINE ITEM RESOURCES	ACTUAL FY 21-22	ACTUAL FY 22-23	ADOPTED FY 23-24	ADOPTED FY 24-25
57304	Rancho Santiago Reimbursement/PR	653	0	0	0
58000	Earning On Investments	45	61	0	0
	<b>SUBTOTAL REVENUES</b>	<b>697</b>	<b>61</b>	<b>0</b>	<b>0</b>
	<b>TOTAL</b>	<b>697</b>	<b>61</b>	<b>0</b>	<b>0</b>

REC/COMM SVS				
PARKS, REC. & COMMUNITY SERVICES				ACCOUNTING UNIT
REC/COMM SVS ACQ & DEV				30113260
Account Code	LINE ITEM RESOURCES	ACTUAL FY 21-22	ACTUAL FY 22-23	ADOPTED FY 23-24
62300	Contract Services-Professional	653	0	0
	<b>SUBTOTAL CONTRACTUALS</b>	<b>653</b>	<b>0</b>	<b>0</b>
	<b>TOTAL</b>	<b>653</b>	<b>0</b>	<b>0</b>

RESIDENTIAL DEVELOP DISTRICT 1 DEPARTMENT RESOURCE SUMMARY PARKS, REC. & COMMUNITY SERVICES				
ACTIVITIES	ACTUAL FY 21-22	ACTUAL FY 22-23	ADOPTED FY 23-24	ADOPTED FY 24-25
REVENUES				
53300 District Park A & D Fees	598,296	78,827	0	0
58000 Earning On Investments	22,748	12,082	0	0
TOTAL REVENUES	621,044	90,909	0	0
EXPENDITURES				
31113260 RESIDENTIAL DEVELOP DISTRICT 1	546,512	2,389,982	0	0
TOTAL EXPENDITURES	546,512	2,389,982	0	0
OPERATING EXPENSES	ACTUAL FY 21-22	ACTUAL FY 22-23	ADOPTED FY 23-24	ADOPTED FY 24-25
66000 CAPITAL	546,512	6,008	0	0
68000 TRANSFERS	0	2,383,974	0	0
<b>TOTAL</b>	<b>546,512</b>	<b>2,389,982</b>	<b>0</b>	<b>0</b>

RESIDENTIAL DEVELOP DISTRICT 1				
PARKS, REC. & COMMUNITY SERVICES				ACCOUNTING UNIT
MISCELLANEOUS REVENUE				31113002
Account Code	LINE ITEM RESOURCES	ACTUAL FY 21-22	ACTUAL FY 22-23	ADOPTED FY 23-24
53300	District Park A & D Fees	598,296	78,827	0
58000	Earning On Investments	22,748	12,082	0
	<b>SUBTOTAL REVENUES</b>	<b>621,044</b>	<b>90,909</b>	<b>0</b>
	<b>TOTAL</b>	<b>621,044</b>	<b>90,909</b>	<b>0</b>

<b>RESIDENTIAL DEVELOP DISTRICT 1</b>					
<b>PARKS, REC. &amp; COMMUNITY SERVICES</b>					<b>ACCOUNTING UNIT</b>
<b>RESIDENTIAL DEVELOP DISTRICT 1</b>					<b>31113260</b>
<b>Account Code</b>	<b>LINE ITEM RESOURCES</b>	<b>ACTUAL FY 21-22</b>	<b>ACTUAL FY 22-23</b>	<b>ADOPTED FY 23-24</b>	<b>ADOPTED FY 24-25</b>
66220	Improvements Other Than Building	546,512	6,008	0	0
	<b>SUBTOTAL CAPITAL</b>	<b>546,512</b>	<b>6,008</b>	<b>0</b>	<b>0</b>
68000	Transfer to Fund 315	0	2,383,974	0	0
	<b>SUBTOTAL TRANSFERS</b>	<b>0</b>	<b>2,383,974</b>	<b>0</b>	<b>0</b>
	<b>TOTAL</b>	<b>546,512</b>	<b>2,389,982</b>	<b>0</b>	<b>0</b>

<b>RESIDENTIAL DEVELOP DISTRICT 2                      DEPARTMENT RESOURCE SUMMARY                      PARKS, REC. &amp; COMMUNITY SERVICES</b>				
ACTIVITIES	ACTUAL FY 21-22	ACTUAL FY 22-23	ADOPTED FY 23-24	ADOPTED FY 24-25
REVENUES				
53300 District Park A & D Fees	2,897,020	584,945	0	0
58000 Earning On Investments	41,242	41,073	0	0
TOTAL REVENUES	2,938,262	626,018	0	0
EXPENDITURES				
31213260 Acquisition & Development	929,961	2,158,018	0	0
31213261 Acquisition & Development In Lieu	122,352	483,203	0	0
TOTAL EXPENDITURES	1,052,313	2,641,222	0	0
OPERATING EXPENSES	ACTUAL FY 21-22	ACTUAL FY 22-23	ADOPTED FY 23-24	ADOPTED FY 24-25
66000 CAPITAL	1,052,313	2,641,222	0	0
<b>TOTAL</b>	<b>1,052,313</b>	<b>2,641,222</b>	<b>0</b>	<b>0</b>

<b>RESIDENTIAL DEVELOP DISTRICT 2</b>					
<b>PARKS, REC. &amp; COMMUNITY SERVICES</b>				<b>ACCOUNTING UNIT</b>	
<b>Acquisition &amp; Development Revenue</b>				<b>31213002</b>	
<b>Account Code</b>	<b>LINE ITEM RESOURCES</b>	<b>ACTUAL FY 21-22</b>	<b>ACTUAL FY 22-23</b>	<b>ADOPTED FY 23-24</b>	<b>ADOPTED FY 24-25</b>
53300	District Park A & D Fees	2,897,020	584,945	0	0
58000	Earning On Investments	41,242	41,073	0	0
	<b>SUBTOTAL REVENUES</b>	<b>2,938,262</b>	<b>626,018</b>	<b>0</b>	<b>0</b>
	<b>TOTAL</b>	<b>2,938,262</b>	<b>626,018</b>	<b>0</b>	<b>0</b>

<b>RESIDENTIAL DEVELOP DISTRICT 2</b>					
<b>PARKS, REC. &amp; COMMUNITY SERVICES</b>					<b>ACCOUNTING UNIT</b>
<b>Acquisition &amp; Development</b>					<b>31213260</b>
<b>Account Code</b>	<b>LINE ITEM RESOURCES</b>	<b>ACTUAL FY 21-22</b>	<b>ACTUAL FY 22-23</b>	<b>ADOPTED FY 23-24</b>	<b>ADOPTED FY 24-25</b>
66220	Improvements Other Than Building	929,961	2,158,018	0	0
	<b>SUBTOTAL CAPITAL</b>	<b>929,961</b>	<b>2,158,018</b>	<b>0</b>	<b>0</b>
	<b>TOTAL</b>	<b>929,961</b>	<b>2,158,018</b>	<b>0</b>	<b>0</b>



<b>RESIDENTIAL DEVELOP DISTRICT 2</b>					
<b>PARKS, REC. &amp; COMMUNITY SERVICES</b>					<b>ACCOUNTING UNIT</b>
<b>Acquisition &amp; Development In Lieu</b>					<b>31213261</b>
<b>Account Code</b>	<b>LINE ITEM RESOURCES</b>	<b>ACTUAL FY 21-22</b>	<b>ACTUAL FY 22-23</b>	<b>ADOPTED FY 23-24</b>	<b>ADOPTED FY 24-25</b>
66220	Improvements Other Than Building	122,352	483,203	0	0
	<b>SUBTOTAL CAPITAL</b>	<b>122,352</b>	<b>483,203</b>	<b>0</b>	<b>0</b>
	<b>TOTAL</b>	<b>122,352</b>	<b>483,203</b>	<b>0</b>	<b>0</b>

RESIDENTIAL DEVELOP DISTRICT 3 DEPARTMENT RESOURCE SUMMARY PARKS, REC. & COMMUNITY SERVICES				
ACTIVITIES	ACTUAL FY 21-22	ACTUAL FY 22-23	ADOPTED FY 23-24	ADOPTED FY 24-25
REVENUES				
53300 District Park A & D Fees	3,118,331	4,562,310	0	0
58000 Earning On Investments	95,217	141,144	0	0
58002 Net Increase (Decrease) In Fai	(978,806)	(327,848)	0	0
TOTAL REVENUES	2,234,742	4,375,606	0	0
EXPENDITURES				
31313260 A & D	288,678	4,912,552	0	0
31313261 A & D IN LIEU	919,466	43,058	0	0
TOTAL EXPENDITURES	1,208,144	4,955,610	0	0
OPERATING EXPENSES	ACTUAL FY 21-22	ACTUAL FY 22-23	ADOPTED FY 23-24	ADOPTED FY 24-25
61000 SALARIES & BENEFITS	316	0	0	0
66000 CAPITAL	1,207,828	4,955,610	0	0
<b>TOTAL</b>	<b>1,208,144</b>	<b>4,955,610</b>	<b>0</b>	<b>0</b>

<b>RESIDENTIAL DEVELOP DISTRICT 3</b>				
<b>PARKS, REC. &amp; COMMUNITY SERVICES</b>				<b>ACCOUNTING UNIT</b>
<b>A &amp; D</b>				<b>31313002</b>
<b>Account Code</b>	<b>LINE ITEM RESOURCES</b>	<b>ACTUAL FY 21-22</b>	<b>ACTUAL FY 22-23</b>	<b>ADOPTED FY 23-24</b>
53300	District Park A & D Fees	3,118,331	4,562,310	0
58000	Earning On Investments	95,217	141,144	0
58002	Net Increase (Decrease) In Fai	(978,806)	(327,848)	0
	<b>SUBTOTAL REVENUES</b>	<b>2,234,742</b>	<b>4,375,606</b>	<b>0</b>
	<b>TOTAL</b>	<b>2,234,742</b>	<b>4,375,606</b>	<b>0</b>

<b>RESIDENTIAL DEVELOP DISTRICT 3</b>					
<b>PARKS, REC. &amp; COMMUNITY SERVICES</b>					<b>ACCOUNTING UNIT</b>
<b>A &amp; D</b>					<b>31313260</b>
<b>Account Code</b>	<b>LINE ITEM RESOURCES</b>	<b>ACTUAL FY 21-22</b>	<b>ACTUAL FY 22-23</b>	<b>ADOPTED FY 23-24</b>	<b>ADOPTED FY 24-25</b>
61040	Salaries Overtime	316	0	0	0
	<b>SUBTOTAL SALARIES &amp; BENEFITS</b>	<b>316</b>	<b>0</b>	<b>0</b>	<b>0</b>
66200	Buildings & Building Improvements	0	4,254	0	0
66220	Improvements Other Than Building	288,362	4,908,298	0	0
	<b>SUBTOTAL CAPITAL</b>	<b>288,362</b>	<b>4,912,552</b>	<b>0</b>	<b>0</b>
	<b>TOTAL</b>	<b>288,678</b>	<b>4,912,552</b>	<b>0</b>	<b>0</b>

<b>RESIDENTIAL DEVELOP DISTRICT 3</b>					
<b>PARKS, REC. &amp; COMMUNITY SERVICES</b>					<b>ACCOUNTING UNIT</b>
<b>A &amp; D IN LIEU</b>					<b>31313261</b>
<b>Account Code</b>	<b>LINE ITEM RESOURCES</b>	<b>ACTUAL FY 21-22</b>	<b>ACTUAL FY 22-23</b>	<b>ADOPTED FY 23-24</b>	<b>ADOPTED FY 24-25</b>
66220	Improvements Other Than Building	919,466	43,058	0	0
	<b>SUBTOTAL CAPITAL</b>	<b>919,466</b>	<b>43,058</b>	<b>0</b>	<b>0</b>
	<b>TOTAL</b>	<b>919,466</b>	<b>43,058</b>	<b>0</b>	<b>0</b>

<b>RESIDENTIAL DEVELOP DISTRICT 4                      DEPARTMENT RESOURCE SUMMARY                      PARKS, REC. &amp; COMMUNITY SERVICES</b>				
<b>ACTIVITIES</b>	<b>ACTUAL FY 21-22</b>	<b>ACTUAL FY 22-23</b>	<b>ADOPTED FY 23-24</b>	<b>ADOPTED FY 24-25</b>
REVENUES				
53300 District Park A & D Fees	120,213	265,252	0	0
58000 Earning On Investments	4,586	2,797	0	0
TOTAL REVENUES	124,798	268,049	0	0
EXPENDITURES				
31413260 A & D	(3,752)	550,359	0	0
TOTAL EXPENDITURES	(3,752)	550,359	0	0
<b>OPERATING EXPENSES</b>	<b>ACTUAL FY 21-22</b>	<b>ACTUAL FY 22-23</b>	<b>ADOPTED FY 23-24</b>	<b>ADOPTED FY 24-25</b>
66000 CAPITAL	(3,752)	22,320	0	0
68000 TRANSFERS	0	528,039	0	0
<b>TOTAL</b>	<b>(3,752)</b>	<b>550,359</b>	<b>0</b>	<b>0</b>

<b>RESIDENTIAL DEVELOP DISTRICT 4</b>					
<b>PARKS, REC. &amp; COMMUNITY SERVICES</b>				<b>ACCOUNTING UNIT</b>	
<b>A &amp; D</b>				<b>31413002</b>	
<b>Account Code</b>	<b>LINE ITEM RESOURCES</b>	<b>ACTUAL FY 21-22</b>	<b>ACTUAL FY 22-23</b>	<b>ADOPTED FY 23-24</b>	<b>ADOPTED FY 24-25</b>
53300	District Park A & D Fees	120,213	265,252	0	0
58000	Earning On Investments	4,586	2,797	0	0
	<b>SUBTOTAL REVENUES</b>	<b>124,798</b>	<b>268,049</b>	<b>0</b>	<b>0</b>
	<b>TOTAL</b>	<b>124,798</b>	<b>268,049</b>	<b>0</b>	<b>0</b>

RESIDENTIAL DEVELOP DISTRICT 4					
PARKS, REC. & COMMUNITY SERVICES					ACCOUNTING UNIT
A & D					31413260
Account Code	LINE ITEM RESOURCES	ACTUAL FY 21-22	ACTUAL FY 22-23	ADOPTED FY 23-24	ADOPTED FY 24-25
66220	Improvements Other Than Building	(3,752)	22,320	0	0
	<b>SUBTOTAL CAPITAL</b>	<b>(3,752)</b>	<b>22,320</b>	<b>0</b>	<b>0</b>
68000	Transfer to Fund 315	0	528,039	0	0
	<b>SUBTOTAL TRANSFERS</b>	<b>0</b>	<b>528,039</b>	<b>0</b>	<b>0</b>
	<b>TOTAL</b>	<b>(3,752)</b>	<b>550,359</b>	<b>0</b>	<b>0</b>



# Police Department

Departmental / Program Information

FY 24 -25 Adopted Budget

Police Department Position Summary			
Authorized Personnel	FY 23-24	Workforce Changes	FY 24-25
<b>Professional Personnel</b>			
Accounting Assistant	2	(1)	1
Animal Service Officer I*	2		2
Background Investigator	3		3
Correctional Manager (RM)	1		1
Correctional Officer	73		73
Correctional Supervisor	9		9
Crime Research Analyst	4		4
Emergency Operations Coordinator	1		1
Executive Secretary to the Police Chief (UC)	1		1
Firearms Examiner	1		1
Forensic Services Supervisor	2		2
Forensic Specialist I	9		9
Forensic Specialist II	2		2
Graphics Designer I	1		1
Human Resources Analyst (UC) <sup>1</sup>	1		1
Human Resources Specialist (UC)	2		2
Information Technology Support Technician II	2		2
Jail Administrator (RM)	1		1
Lead Correctional Records Specialist	4		4
Lead Police Records Specialist	3		3
Management Aide (UC)	1		1
Park Ranger	2		2
Parking Control Officer	10		10
Police Administrative Budget Manager (RM)	1		1
Police Administrative Manager (RM)	1		1
Police Athletic / Activities League Assistant Director	2		2
Police Communications Manager (RM)	1		1
Police Communications Supervisor	4		4
Police Community Services Specialist	1		1
Police Evidence and Supply Specialist	9		9
Police Evidence and Supply Supervisor	2		2
Police Fiscal Services Supervisor	1		1
Police Investigative Specialist	11		11
Police Oversight Commission Secretary (UC)	0	1	1

Police Department Position Summary			
Police Photo / Video Specialist	1		1
Police Records Supervisor	2		2
Police Service Officer**	6		6
Police Services Dispatcher	35		35
Police Systems Manager (RM)	1		1
Police Systems Support Analyst	1		1
Rangemaster	1		1
Security Electronics Technician	1		1
Senior Accounting Assistant <sup>2</sup>	1	1	2
Senior Correctional Records Specialist	8		8
Senior Human Resources Analyst (AM)	1		1
Senior Management Analyst (AM)	1		1
Senior Office Assistant	15	(1)	14
Senior Office Specialist*	1		1
Senior Parking Control Officer	1		1
Senior Police Records Specialist	11		11
Systems Administrator	2		2
Video Technician	1		1
<b>Professional Personnel Subtotal</b>	<b>260</b>	<b>0</b>	<b>260</b>
<b>Sworn Personnel</b>			
Police Captain (RM)	3		3
Police Chief (EM)	1		1
Police Lieutenant (RM)	14		14
Police Officer	338		338
Police Sergeant	44		44
<b>Sworn Personnel Subtotal</b>	<b>400</b>	<b>0</b>	<b>400</b>
<b>Authorized Total</b>	<b>660</b>	<b>0</b>	<b>660</b>

<sup>1</sup> Position(s) added in FY 23-24 March 19, 2024 City Council Meeting Reso #2024-006

<sup>2</sup> Organization Change in FY 23-24

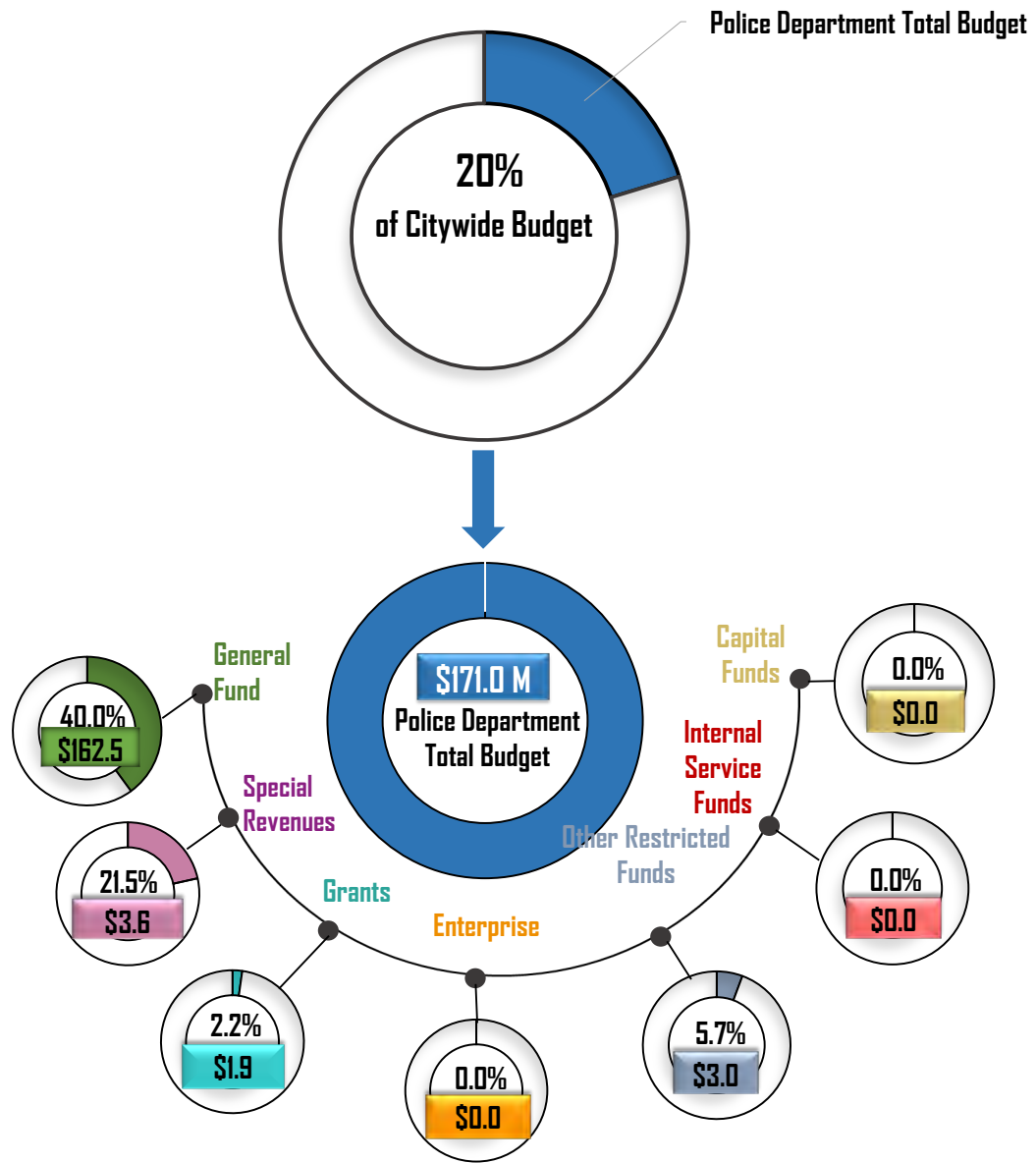
<sup>3</sup> In FY23-24, the City changed its methodology for calculating full-time headcount. All full-time headcount is now calculated based on authorized positions, regardless of funding status.

\*Position(s) for Animal Services Operations transferred from Planning and Building Agency

Note: The authorized headcount for sworn positions is 400; 382 positions are funded and 18 positions are unfunded.

Position Type	Authorized	Funded	Unfunded
Sworn	400	382	18
Professional	260	255	5
<b>Total</b>	<b>660</b>	<b>637</b>	<b>23</b>

GENERAL FUND	647.50
CANNABIS PUBLIC BENEFIT FUND	7.00
ENTERPRISE FUND	3.00
FEDERAL/STATE GRANTS	2.50
<b>TOTAL AUTHORIZED POSITIONS<sup>3</sup></b>	<b>660.00</b>



# Police Department

## REVENUE

Fund	ACTUAL FY 21-22	ACTUAL FY 22-23	ADOPTED FY 23-24	ADOPTED FY 24-25
011 GENERAL FUND	25,371,201	23,254,288	24,883,920	21,340,900
020 OTS-TRAFFIC OFFENDER PROGRAM	16,344	13,174	14,200	13,280
023 INMATE WELFARE FUND	540,679	533,328	410,000	545,000
024 POLICE ACTIVITIES & PROGRAMS	535,150	682,521	765,120	767,120
026 CRIMINAL ACTIVITIES FUND	9,348	63,984	-	-
053 CITY SERVICES	-	-	251,510	251,510
111 OPIOID REMEDIATION	-	7,676	601,000	-
125 OES UASI	1,343,843	4,305,975	444,680	521,000
127 D.O.J. GRANT FUND	858,548	448,160	-	95,000
128 LAW ENFORCEMENT GRANTS	1,188,491	944,918	808,000	1,005,000
165 OFFICE OF TRAFFIC SAFETY GRANT	567,161	557,758	139,300	160,000
166 US DOJ ASSET FORFEITURE FUND	13,349	747,665	-	-
167 US TREASURY ASSET FORFEITURE	1,051	68,037	-	-
<b>TOTAL REVENUE</b>	<b>30,445,165</b>	<b>31,627,484</b>	<b>28,317,730</b>	<b>24,698,810</b>

# Police Department

## EXPENDITURE

Fund	ACTUAL FY 21-22	ACTUAL FY 22-23	ADOPTED FY 23-24	ADOPTED FY 24-25
011 GENERAL FUND	138,802,483	139,948,988	146,805,550	162,545,030
012 CANNABIS PUBLIC BENEFIT	1,608,510	3,086,116	3,520,900	3,341,030
020 OTS-TRAFFIC OFFENDER PROGRAM	21,524	19,340	14,200	35,000
023 INMATE WELFARE FUND	260,591	187,692	1,284,700	1,456,500
024 POLICE ACTIVITIES & PROGRAMS	655,099	736,806	802,120	782,620
026 CRIMINAL ACTIVITIES FUND	-	45,235	-	-
053 CITY SERVICES	794,540	1,000	251,510	251,510
074 CIVIC CENTER MAINTENANCE	1,585,553	1,483,251	1,680,900	-
111 OPIOID REMEDIATION	-	-	601,000	-
125 OES UASI	1,684,940	4,244,875	460,540	521,020
127 D.O.J. GRANT FUND	838,472	422,872	-	95,000
128 LAW ENFORCEMENT GRANTS	667,905	384,817	808,000	1,005,000
155 OCJP GRANT	36,355	-	-	-
165 OFFICE OF TRAFFIC SAFETY GRANT	554,691	434,811	139,300	160,000
166 US DOJ ASSET FORFEITURE FUND	430,124	145,282	500,000	600,000
167 US TREASURY ASSET FORFEITURE	-	-	155,000	100,000
181 American Rescue Plan Act	79,798	563,789	102,520	135,280
<b>TOTAL EXPENDITURE</b>	<b>148,020,584</b>	<b>151,704,876</b>	<b>157,126,240</b>	<b>171,027,990</b>

# Police Department

## Department Programs



### Chief's Office

Provides executive leadership and direction in support of the City's strategic plan priorities and community safety needs. The Chief's Office is charged with the responsibility of allocating the necessary personnel, resources and training to address these community safety needs and priorities, with a focus on 21st century policing pillars, enhancing and reforming police services.



### Administration Bureau

Oversees Human Resources, Budget, Records, Communications, and Information Services. The Admin Bureau also oversees the Training Division with a focus on developing and implementing de-escalation techniques. Each Division within the Bureau provides specific community services to our members, both sworn and civilian, and to the citizens of Santa Ana.



### Investigations Bureau

Oversees Homicide, Gangs, Sexual Assaults, Child Abuse, Domestic Violence, Robbery, Burglary, Economic Crimes, Prosecution Unit, Vice, Human Trafficking, Hate Crime, and Forensics. Crimes assigned to the Bureau are investigated thoroughly until all leads are exhausted. Investigations that identify a suspect are prepared for filing with the District Attorney's Office.



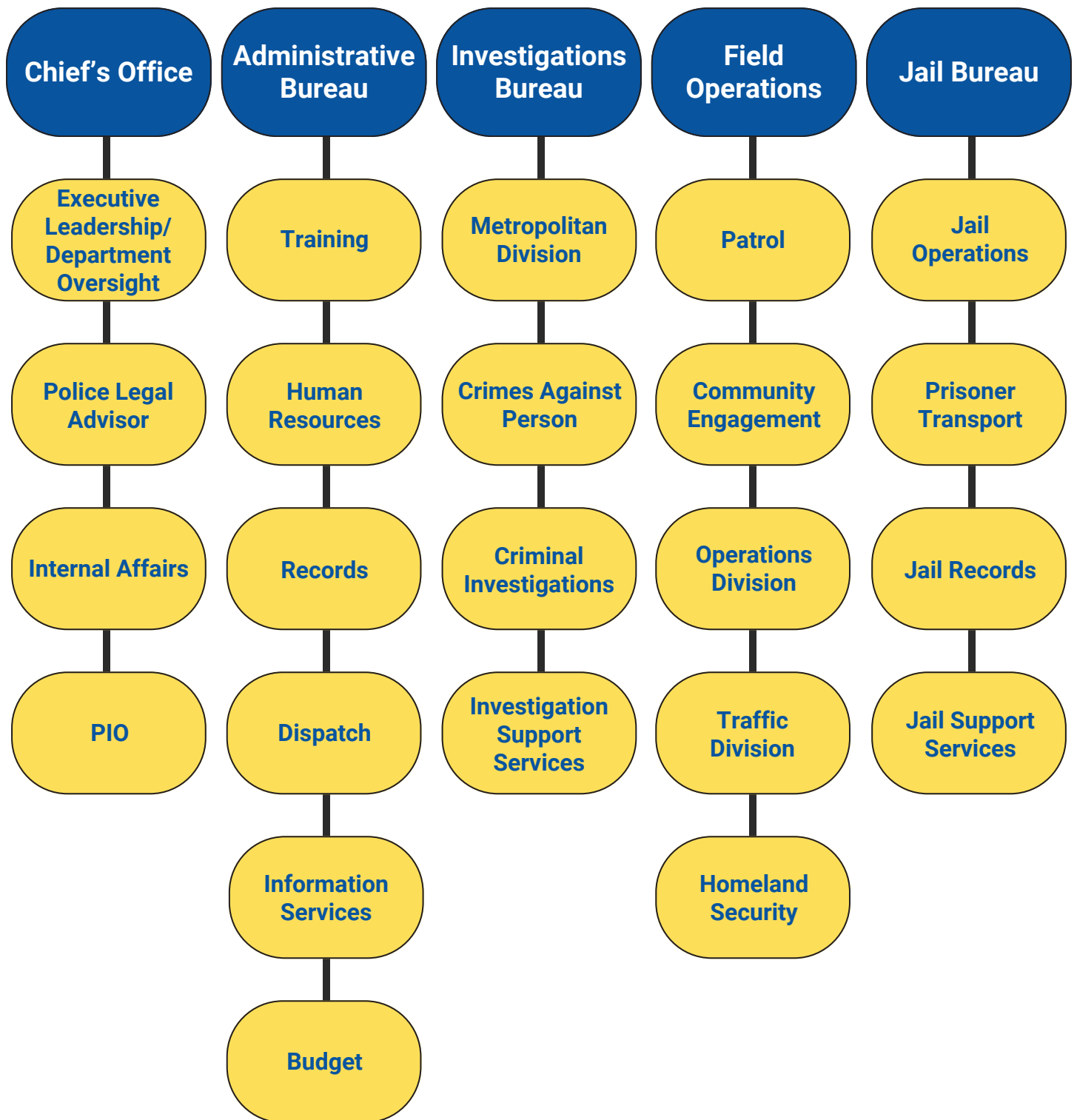
### Field Operations Bureau

The largest and most visible Bureau of the Santa Ana Police Department, the Field Operations Bureau is comprised of the Patrol, Traffic, Community Engagement and Homeland Security divisions, and a number of specialized units that serve the community as first responders to a myriad of field incidents, with a focus on community oriented and traditional policing, youth services, and homelessness response.



### Jail Bureau

Oversees Jail Operations, Prisoner Transport, Jail Records, and Support Services. These units meet the incarceration needs of the Department, supplying direct and indirect law enforcement assistance, and providing for the safe, secure, and humane housing of persons incarcerated.





# Department Summary

The mission of the Santa Ana Police Department is to provide effective police services with integrity, respect, and compassion while fostering strong partnerships with the community we serve. At the Santa Ana Police Department, we pride ourselves on the service we provide to all people in Santa Ana. We police the City from two foundational tenets: community-based policing and traditional enforcement efforts. This combined approach has served the residents of Santa Ana and the Police Department well for decades. It has proven to reduce crime while building relationships and sustaining community trust. We, the members of the Santa Ana Police Department, exist for the sole purpose of serving our community; centered on servant leadership, and making it a safe place to live, work, and visit.

## Accomplishments

- Reduced response times for Priority 1 calls for three consecutive calendar years; 6:25 in 2020, 5:31 in 2021, and 5:22 in 2022.
- 77% of homicide cases solved in 2022 and successfully recovered 557 firearms during the Gun Buy-Back Program event, resulting in a 74.5% increase in firearms seized compared to 2021.
- Implemented District/Ward Senior Officer Liaison program for the Mayor and each City Council ward to enhance communication and logistics when requiring police services.
- Enhanced the PD's social media presence and strategy, and collaborated with the Recruitment Team to actively recruit to fill vacancies throughout the department.
  - Held 1st Women's Hiring Expo in October 2022 – 1st in the County.
  - Committed to 30x30 Initiative (hire 30% female sworn officers by 2030) – 1st in the County .

# Strategic Priorities



### Financial Stability

Protect and enhance revenue streams while maintaining a healthy reserve balance to provide for the expenditure of funds in support of the long-term priorities of the City's strategic plan.



### Community Safety

Provide a safe environment for residents and visitors while reducing crime and addressing the impacts of homelessness on our quality of life.



### Modern Facilities & Infrastructure

Ensure maintenance and preservation of City facilities and roadways to better serve the population and visitors.



### Efficient City Services

Streamline the methods of providing services to help ensure doing business with the City is easier and more efficient.



### Economic Diversification & Expansion

Enhance economic vitality by growing revenue streams, attracting quality jobs, diverse businesses and desired amenities for residents.

Strategic Plan & Goals For FY 2024-25					
Continue and expand talent acquisition efforts focused on diversity, equity, and inclusion to attract and retain qualified applicants to the department.		X			
Continue focus on providing effective and efficient core police services, including maintaining and improving response times to calls for service.		X			
Continue to implement Community Oriented Policing philosophy and strategies in delivery of services to the public (i.e. positive community engagements, Quality of Life Team, etc.)		X			
Continue to reduce number of officer involved incidents through focus on de-escalation training, tactical communication training, and mental health crisis intervention training.		X			
Expand Santa Ana Police Athletic & Activity League (SAPAAL) program to the Cypress Fire Station upon completion of building rehabilitation.		X			

# Key Performance Measures

Strategic Priority: Efficient City Services

Measure	5-Year Trajectory	FY 22-23 Annual	FY 23-24 Target	FY 24-25 Target
Police Response Time to Priority One Calls for Service	Steady	5:22	5:22	5:15
Police Youth Programs (Number of Youth)	Modest	2,470	2,495	2,600
Community Engagement Events	Modest	301	320	325
Homeless Outreach – Police assigned to Homeless Outreach & Engagement	Significant	9 Sworn Personnel	9 Sworn Personnel	10 Sworn Personnel
Homeless Outreach contacts resulting in placement options	Modest	30%	35%	40%

<b>GENERAL FUND</b>				
<b>DEPARTMENT RESOURCE SUMMARY</b>				
<b>POLICE DEPARTMENT</b>				
<b>ACTIVITIES</b>	<b>ACTUAL FY 21-22</b>	<b>ACTUAL FY 22-23</b>	<b>ADOPTED FY 23-24</b>	<b>ADOPTED FY 24-25</b>
<b>EXPENDITURES</b>				
01114017 PD - SERVICE ENHANCEMENT	3,788,917	4,457,848	4,696,570	5,182,410
01114400 OFFICE OF THE CHIEF OF POLICE	1,478,978	1,541,852	1,593,880	1,901,360
01114401 FISCAL & BUDGET	1,652,767	1,110,554	1,206,840	1,196,720
01114402 HUMAN RESOURCES	654,221	1,487,509	1,233,250	1,378,280
01114403 BUILDING & FACILITY	5,103,794	4,689,312	4,272,590	4,754,440
01114404 RECRUITMENT AND BACKGROUNDS	1,341,960	1,801,886	1,506,700	2,052,680
01114405 TRAFFIC	7,592,519	8,118,700	8,305,640	8,646,800
01114410 TRAINING SERVICES	2,261,380	2,667,809	2,711,120	2,828,620
01114415 INTERNAL AFFAIRS	1,519,891	1,847,262	1,604,780	1,725,500
01114420 FIELD OPERATIONS	55,096,954	53,637,499	58,394,330	63,729,220
01114421 PD ATHLETIC & ACTIVITY LEAGUE	113,941	601,940	603,030	735,380
01114425 INFORMATION SERVICES	1,519,311	1,944,627	1,774,620	1,856,050
01114430 ANIMAL SERVICES	0	0	0	3,791,480
01114435 CRIMINAL INVESTIGATIONS-SERVICE ENHANCEMENT	8,349,447	8,954,121	8,601,340	9,864,290
01114440 CRIMES AGAINST PERSONS	6,445,118	5,216,781	4,835,490	8,800,690
01114441 METROPOLITAN DIVISION-SERVICE ENHANCEMENT	5,593,130	5,513,345	5,995,900	0
01114445 SPECIAL INVESTIGATIONS	2,002,975	2,345,502	2,229,650	4,186,290
01114448 EVIDENCE	899,763	917,379	942,620	1,033,550
01114450 CENTRAL DISTRIBUTION CTR (CDC)	1,271,052	1,494,904	1,264,340	1,322,790
01114455 FORENSIC SERVICES	2,329,984	2,326,984	2,632,660	2,786,540
01114460 RECORDS SERVICES	1,772,211	1,594,773	2,081,660	2,247,430
01114465 COMMUNICATIONS-SERVICE ENHANCEMENT	6,718,267	6,751,116	7,118,490	8,159,380
01114470 VICE/NARCOTICS-SERVICE ENHANCEMENT	423,358	473,908	591,550	502,510
01114471 INVESTIGATIONS SUPPORT SERVICE-SERVICE ENHANCEMENT	1,603,267	1,150,058	950,110	986,070
01114475 JAIL OPERATIONS	18,756,769	18,666,627	21,000,590	22,110,040
01114480 REGIONAL NARCOTIC SUPPRESSION	102,726	301,186	221,350	272,140
01114485 HOMELAND SECURITY & EMERGENCY MANAGEMENT	316,126	288,954	248,980	286,870
01114490 TOBACCO RETAIL LICENSE PRG	93,656	46,550	187,470	207,500
<b>TOTAL EXPENDITURES</b>	<b>138,802,483</b>	<b>139,948,988</b>	<b>146,805,550</b>	<b>162,545,030</b>
<b>OPERATING EXPENSES</b>	<b>ACTUAL FY 21-22</b>	<b>ACTUAL FY 22-23</b>	<b>ADOPTED FY 23-24</b>	<b>ADOPTED FY 24-25</b>
61000 SALARIES & BENEFITS	111,653,290	111,386,235	117,261,520	127,318,590
62000 CONTRACTUALS	12,187,171	12,536,209	13,318,290	16,209,620
63000 COMMODITIES	2,515,288	3,065,986	2,683,390	2,641,440
65000 FIXED CHARGES	11,562,822	11,826,822	12,665,510	14,749,970
66000 CAPITAL	50,077	294,787	95,710	355,230
67000 DEBT SERVICE	828,665	833,799	776,000	1,265,040
68000 TRANSFERS	5,170	5,150	5,130	5,140
<b>TOTAL</b>	<b>138,802,483</b>	<b>139,948,988</b>	<b>146,805,550</b>	<b>162,545,030</b>

<b>GENERAL FUND</b>					
<b>POLICE DEPARTMENT</b>				<b>ACCOUNTING UNIT</b>	
<b>PD - SERVICE ENHANCEMENT</b>				<b>01114017</b>	
<b>Account Code</b>	<b>LINE ITEM RESOURCES</b>	<b>ACTUAL FY 21-22</b>	<b>ACTUAL FY 22-23</b>	<b>ADOPTED FY 23-24</b>	<b>ADOPTED FY 24-25</b>
61000	Salaries Regular	2,654,859	2,815,237	3,032,430	3,354,190
61040	Salaries Overtime	46,355	70,890	0	0
61100	Retirement-Employer Normal Cost	483,694	489,805	574,010	612,950
61120	Medicare Insurance	40,415	44,420	40,850	45,690
61130	Health Insurance	472,329	468,463	498,960	506,760
61170	Retiree Health Benefits	91,265	48,535	0	59,800
61180	Worker Compensation Insurance	0	233,575	216,710	230,570
	<b>SUBTOTAL SALARIES &amp; BENEFITS</b>	<b>3,788,917</b>	<b>4,170,924</b>	<b>4,362,960</b>	<b>4,809,960</b>
65040	IT Maintenance Charge	0	78,080	147,900	154,360
65100	Insurance Charges	0	178,616	158,180	190,100
65105	Benefits Overhead	0	30,227	27,530	27,990
	<b>SUBTOTAL FIXED CHARGES</b>	<b>0</b>	<b>286,923</b>	<b>333,610</b>	<b>372,450</b>
	<b>TOTAL</b>	<b>3,788,917</b>	<b>4,457,848</b>	<b>4,696,570</b>	<b>5,182,410</b>

<b>GENERAL FUND</b>					
<b>POLICE DEPARTMENT</b>				<b>ACCOUNTING UNIT</b>	
<b>PD ATHLETIC &amp; ACTIVITY LEAGUE</b>				<b>01114421</b>	
<b>Account Code</b>	<b>LINE ITEM RESOURCES</b>	<b>ACTUAL FY 21-22</b>	<b>ACTUAL FY 22-23</b>	<b>ADOPTED FY 23-24</b>	
		<b>ADOPTED FY 24-25</b>			
61000	Salaries Regular	0	265,691	264,480	339,300
61020	Salaries Part-Time	87,301	92,765	134,850	137,380
61040	Salaries Overtime	373	2,293	1,000	1,000
61100	Retirement-Employer Normal Cost	0	20,791	23,750	27,040
61110	Part-Time Retirement	3,274	2,941	5,060	4,380
61120	Medicare Insurance	1,271	5,278	5,570	5,970
61130	Health Insurance	0	37,888	37,440	37,920
61170	Retiree Health Benefits	0	4,578	0	5,060
61180	Worker Compensation Insurance	0	29,539	7,130	29,360
<b>SUBTOTAL SALARIES &amp; BENEFITS</b>		<b>92,219</b>	<b>461,765</b>	<b>479,280</b>	<b>587,410</b>
62000	Utilities	2,442	51,859	56,000	56,000
62120	Training, Transportation, Meetings	0	0	2,500	2,500
62251	Other Agency Services	0	0	2,590	2,700
62300	Contract Services-Professional	1,978	20,105	6,000	6,000
<b>SUBTOTAL CONTRACTUALS</b>		<b>4,420</b>	<b>71,964</b>	<b>67,090</b>	<b>67,200</b>
63001	Miscellaneous Operating Expenses	17,302	33,276	31,500	31,500
63300	Gas & Diesel	0	0	630	630
<b>SUBTOTAL COMMODITIES</b>		<b>17,302</b>	<b>33,276</b>	<b>32,130</b>	<b>32,130</b>
65010	Rental City Equipment	0	1,422	0	0
65011	Equipment Replacement Charges	0	0	0	3,060
65012	Accident Repair & Replacement	0	63	0	0
65040	IT Maintenance Charge	0	0	11,380	17,810
65100	Insurance Charges	0	22,589	5,200	24,210
65105	Benefits Overhead	0	3,823	910	3,560
<b>SUBTOTAL FIXED CHARGES</b>		<b>0</b>	<b>27,897</b>	<b>17,490</b>	<b>48,640</b>
67003	Loan Payment-OBF	0	7,038	7,040	0
<b>SUBTOTAL DEBT SERVICE</b>		<b>0</b>	<b>7,038</b>	<b>7,040</b>	<b>0</b>
<b>TOTAL</b>		<b>113,941</b>	<b>601,940</b>	<b>603,030</b>	<b>735,380</b>

<b>GENERAL FUND</b>					
<b>POLICE DEPARTMENT</b>					<b>ACCOUNTING UNIT</b>
<b>ANIMAL SERVICES</b>					<b>01114430</b>
<b>Account Code</b>	<b>LINE ITEM RESOURCES</b>	<b>ACTUAL FY 21-22</b>	<b>ACTUAL FY 22-23</b>	<b>ADOPTED FY 23-24</b>	<b>ADOPTED FY 24-25</b>
61000	Salaries Regular	0	0	0	272,030
61100	Retirement-Employer Normal Cost	0	0	0	26,580
61120	Medicare Insurance	0	0	0	3,800
61130	Health Insurance	0	0	0	59,880
61170	Retiree Health Benefits	0	0	0	4,500
61180	Worker Compensation Insurance	0	0	0	12,370
	<b>SUBTOTAL SALARIES &amp; BENEFITS</b>	<b>0</b>	<b>0</b>	<b>0</b>	<b>379,160</b>
62012	Cellular Phone Charges	0	0	0	1,000
62300	Contract Services-Professional	0	0	0	3,334,350
	<b>SUBTOTAL CONTRACTUALS</b>	<b>0</b>	<b>0</b>	<b>0</b>	<b>3,335,350</b>
63001	Miscellaneous Operating Expenses	0	0	0	4,000
63300	Gas & Diesel	0	0	0	7,000
	<b>SUBTOTAL COMMODITIES</b>	<b>0</b>	<b>0</b>	<b>0</b>	<b>11,000</b>
65010	Rental City Equipment	0	0	0	14,350
65011	Equipment Replacement Charges	0	0	0	15,430
65040	IT Maintenance Charge	0	0	0	17,810
65100	Insurance Charges	0	0	0	15,940
65105	Benefits Overhead	0	0	0	2,440
	<b>SUBTOTAL FIXED CHARGES</b>	<b>0</b>	<b>0</b>	<b>0</b>	<b>65,970</b>
	<b>TOTAL</b>	<b>0</b>	<b>0</b>	<b>0</b>	<b>3,791,480</b>

<b>GENERAL FUND</b>					
<b>POLICE DEPARTMENT</b>					<b>ACCOUNTING UNIT</b>
<b>METROPOLITAN DIVISION-SERVICE ENHANCEMENT</b>					<b>01114441</b>
<b>Account Code</b>	<b>LINE ITEM RESOURCES</b>	<b>ACTUAL FY 21-22</b>	<b>ACTUAL FY 22-23</b>	<b>ADOPTED FY 23-24</b>	<b>ADOPTED FY 24-25</b>
61000	Salaries Regular	3,915,894	3,313,745	3,472,090	0
61020	Salaries Part-Time	1,072	14,329	13,010	0
61040	Salaries Overtime	45,031	166,484	188,050	0
61100	Retirement-Employer Normal Cost	571,344	519,851	599,140	0
61110	Part-Time Retirement	40	537	490	0
61120	Medicare Insurance	60,550	54,695	45,530	0
61130	Health Insurance	489,056	396,233	438,300	0
61170	Retiree Health Benefits	144,686	65,749	8,560	0
61180	Worker Compensation Insurance	317,860	274,086	319,740	0
	<b>SUBTOTAL SALARIES &amp; BENEFITS</b>	<b>5,545,532</b>	<b>4,805,710</b>	<b>5,084,910</b>	<b>0</b>
62120	Training, Transportation, Meetings	24,564	6,045	6,030	0
62140	Membership, Subscription & Dues	800	350	0	0
62300	Contract Services-Professional	15,010	14,694	15,590	0
	<b>SUBTOTAL CONTRACTUALS</b>	<b>40,374</b>	<b>21,089</b>	<b>21,620</b>	<b>0</b>
63001	Miscellaneous Operating Expenses	7,225	3,562	203,000	0
63300	Gas & Diesel	0	23,812	7,550	0
	<b>SUBTOTAL COMMODITIES</b>	<b>7,225</b>	<b>27,374</b>	<b>210,550</b>	<b>0</b>
65010	Rental City Equipment	0	192,012	234,970	0
65011	Equipment Replacement Charges	0	33,264	37,210	0
65012	Accident Repair & Replacement	0	21,456	1,830	0
65040	IT Maintenance Charge	0	167,320	130,830	0
65100	Insurance Charges	0	209,595	233,370	0
65105	Benefits Overhead	0	35,470	40,610	0
	<b>SUBTOTAL FIXED CHARGES</b>	<b>0</b>	<b>659,117</b>	<b>678,820</b>	<b>0</b>
66511	Computer Software Subscriptions	0	55	0	0
	<b>SUBTOTAL CAPITAL</b>	<b>0</b>	<b>55</b>	<b>0</b>	<b>0</b>
	<b>TOTAL</b>	<b>5,593,130</b>	<b>5,513,345</b>	<b>5,995,900</b>	<b>0</b>



<b>GENERAL FUND</b>					
<b>POLICE DEPARTMENT</b>					<b>ACCOUNTING UNIT</b>
<b>POLICE - OFFICE OF CHIEF</b>					<b>01114002</b>
<b>Account Code</b>	<b>LINE ITEM RESOURCES</b>	<b>ACTUAL FY 21-22</b>	<b>ACTUAL FY 22-23</b>	<b>ADOPTED FY 23-24</b>	<b>ADOPTED FY 24-25</b>
50503	SB90 State Mandated Costs-Reimbursement	70,632	400,841	85,000	85,000
50505	POST Reimbursement	2,502	480	40,000	10,000
50506	AB109 Reimbursement	585,703	591,394	600,000	600,000
51401	Alarm Permit Fees	63,494	104,428	100,000	90,000
51402	Street Closure Permits	27,106	13,737	20,000	10,000
51403	Tobacco Permits	141,961	177,059	140,000	140,000
53400	Vehicle Release Charge	90,146	153,501	120,000	120,000
53401	Repo Release	11,702	11,387	11,000	10,000
53405	Photo Services	(15)	1,552	0	0
53407	Vehicle Equipment Citation Sign-Off	3,828	2,508	3,800	3,000
53408	Fire Range User Fee	0	0	2,000	0
53409	Storage Of Weapon Fee	2,040	1,966	2,000	2,000
53410	Impound/Owner Release Animal	1,003	0	0	1,300
53411	Jail Pay to Stay Program	21,820	15,318	25,000	25,000
53413	Police False Alarm Charge	101	0	25,000	0
53415	Emergency Response Reimbursement/PD	4,458	688	15,000	5,000
53416	Animal Quarantines	502	602	0	1,000
53417	Police Report Fee	77,203	86,675	75,000	75,000
53419	Firearm License Fee	1,811	1,683	2,000	2,000
53420	Jail Booking Fee	2,535	207	0	0
53423	Vehicle Storage Fee	41,048	39,936	42,000	40,000
55000	Parking Fines	5,652,066	4,920,339	4,900,000	4,900,000
55400	Redlight Camera Program	2,123	21,927	0	0
55401	Court Fines Traffic	391,196	241,969	380,000	240,000
55402	Court Fines Non Traffic	8,899	125,606	20,000	130,000
55403	Tobacco Fine	543	1,191	0	0
55600	Administrative Citations	18,286	16,283	20,000	18,000
55606	Fireworks Admin Citations	28,095	7,477	25,000	10,000
57010	Miscellaneous Recoveries	46,179	0	0	0
57400	Police OT Reimbursement	301,611	372,262	320,000	340,000
57402	Police Miscellaneous Reimbursement	411,039	325,219	376,520	300,000
57460	Jail Revenue Facility - PD	1,460	3,212	2,500	3,500
57461	Jail Kitchen Rental	47,928	31,228	32,000	30,000
57462	Jail Revenue Facility - US Marshals	12,970,735	12,054,185	13,000,000	11,250,000
57463	Jail Revenue Facility - Bureau of Prisons	836,615	664,390	900,000	650,000
57464	Jail Revenue Facility - US Marshals San Diego	3,504,740	2,864,995	3,600,000	2,250,000
57470	Copy of Lost Citation	104	45	100	100
<b>SUBTOTAL REVENUES</b>		<b>25,371,201</b>	<b>23,254,288</b>	<b>24,883,920</b>	<b>21,340,900</b>
<b>TOTAL</b>		<b>25,371,201</b>	<b>23,254,288</b>	<b>24,883,920</b>	<b>21,340,900</b>

<b>GENERAL FUND</b>					
<b>POLICE DEPARTMENT</b>					<b>ACCOUNTING UNIT</b>
<b>OFFICE OF THE CHIEF OF POLICE</b>					<b>01114400</b>
<b>Account Code</b>	<b>LINE ITEM RESOURCES</b>	<b>ACTUAL FY 21-22</b>	<b>ACTUAL FY 22-23</b>	<b>ADOPTED FY 23-24</b>	<b>ADOPTED FY 24-25</b>
61000	Salaries Regular	856,174	856,457	900,170	1,116,010
61040	Salaries Overtime	32,107	57,753	25,000	25,000
61100	Retirement-Employer Normal Cost	93,839	91,782	110,050	153,480
61120	Medicare Insurance	11,807	12,869	13,000	16,970
61130	Health Insurance	66,521	66,930	110,340	144,900
61170	Retiree Health Benefits	8,245	9,368	3,740	21,660
61180	Worker Compensation Insurance	75,560	70,151	69,890	70,140
	<b>SUBTOTAL SALARIES &amp; BENEFITS</b>	<b>1,144,253</b>	<b>1,165,309</b>	<b>1,232,190</b>	<b>1,548,160</b>
62120	Training, Transportation, Meetings	5,173	15,800	8,630	11,200
62140	Membership, Subscription & Dues	111,235	116,385	120,510	117,070
62200	Advertising	0	0	1,000	1,000
62300	Contract Services-Professional	96,168	106,942	116,150	94,150
62600	Parking Validation	5,976	6,333	4,000	3,000
	<b>SUBTOTAL CONTRACTUALS</b>	<b>218,551</b>	<b>245,459</b>	<b>250,290</b>	<b>226,420</b>
63001	Miscellaneous Operating Expenses	17,442	21,294	15,830	17,480
63300	Gas & Diesel	1,023	21,551	10,000	10,000
	<b>SUBTOTAL COMMODITIES</b>	<b>18,465</b>	<b>42,845</b>	<b>25,830</b>	<b>27,480</b>
65040	IT Maintenance Charge	37,420	25,100	25,600	32,650
65100	Insurance Charges	57,930	53,645	51,010	57,830
65105	Benefits Overhead	2,010	9,078	8,880	8,520
65210	Delivery Charges	350	0	0	0
	<b>SUBTOTAL FIXED CHARGES</b>	<b>97,710</b>	<b>87,823</b>	<b>85,490</b>	<b>99,000</b>
66511	Computer Software Subscriptions	0	416	80	300
	<b>SUBTOTAL CAPITAL</b>	<b>0</b>	<b>416</b>	<b>80</b>	<b>300</b>
	<b>TOTAL</b>	<b>1,478,978</b>	<b>1,541,852</b>	<b>1,593,880</b>	<b>1,901,360</b>

<b>GENERAL FUND</b>					
<b>POLICE DEPARTMENT</b>					<b>ACCOUNTING UNIT</b>
<b>FISCAL &amp; BUDGET</b>					<b>01114401</b>
<b>Account Code</b>	<b>LINE ITEM RESOURCES</b>	<b>ACTUAL FY 21-22</b>	<b>ACTUAL FY 22-23</b>	<b>ADOPTED FY 23-24</b>	<b>ADOPTED FY 24-25</b>
61000	Salaries Regular	1,167,421	651,987	625,310	686,800
61010	Salaries Cash Out/Separation	0	1,636	0	0
61020	Salaries Part-Time	56,752	74,311	100,320	93,540
61040	Salaries Overtime	13,691	2,010	7,500	7,500
61100	Retirement-Employer Normal Cost	59,721	27,393	45,610	50,990
61110	Part-Time Retirement	1,207	1,651	2,820	2,570
61120	Medicare Insurance	17,719	10,192	11,510	12,900
61130	Health Insurance	136,387	127,598	162,120	153,360
61170	Retiree Health Benefits	15,087	7,415	7,390	12,880
61180	Worker Compensation Insurance	73,340	58,390	99,930	59,480
	<b>SUBTOTAL SALARIES &amp; BENEFITS</b>	<b>1,541,325</b>	<b>962,583</b>	<b>1,062,510</b>	<b>1,080,020</b>
62120	Training, Transportation, Meetings	34	37,276	1,500	1,500
62140	Membership, Subscription & Dues	0	0	130	130
62300	Contract Services-Professional	2,871	6,499	13,000	13,830
62400	Auditor Fee	0	0	50	50
	<b>SUBTOTAL CONTRACTUALS</b>	<b>2,905</b>	<b>43,775</b>	<b>14,680</b>	<b>15,510</b>
63001	Miscellaneous Operating Expenses	3,157	1,542	3,600	2,610
	<b>SUBTOTAL COMMODITIES</b>	<b>3,157</b>	<b>1,542</b>	<b>3,600</b>	<b>2,610</b>
65040	IT Maintenance Charge	46,060	50,200	39,820	41,560
65100	Insurance Charges	56,230	44,651	72,940	49,040
65105	Benefits Overhead	2,950	7,556	12,690	7,220
65210	Delivery Charges	140	0	0	0
	<b>SUBTOTAL FIXED CHARGES</b>	<b>105,380</b>	<b>102,407</b>	<b>125,450</b>	<b>97,820</b>
66511	Computer Software Subscriptions	0	247	600	760
	<b>SUBTOTAL CAPITAL</b>	<b>0</b>	<b>247</b>	<b>600</b>	<b>760</b>
	<b>TOTAL</b>	<b>1,652,767</b>	<b>1,110,554</b>	<b>1,206,840</b>	<b>1,196,720</b>

<b>GENERAL FUND</b>					
<b>POLICE DEPARTMENT</b>					<b>ACCOUNTING UNIT</b>
<b>HUMAN RESOURCES</b>					<b>01114402</b>
<b>Account Code</b>	<b>LINE ITEM RESOURCES</b>	<b>ACTUAL FY 21-22</b>	<b>ACTUAL FY 22-23</b>	<b>ADOPTED FY 23-24</b>	<b>ADOPTED FY 24-25</b>
61000	Salaries Regular	379,275	968,301	825,830	816,070
61020	Salaries Part-Time	13,650	4,426	17,940	17,940
61040	Salaries Overtime	10,666	35,809	10,000	12,000
61045	PD Hiring Bonus	0	25,000	0	0
61100	Retirement-Employer Normal Cost	30,195	69,964	79,870	111,370
61110	Part-Time Retirement	512	166	670	670
61120	Medicare Insurance	5,698	14,105	10,940	11,970
61130	Health Insurance	49,105	87,869	99,240	123,720
61170	Retiree Health Benefits	8,339	15,959	11,900	16,760
61180	Worker Compensation Insurance	43,070	81,280	32,070	79,670
	<b>SUBTOTAL SALARIES &amp; BENEFITS</b>	<b>540,510</b>	<b>1,302,878</b>	<b>1,088,460</b>	<b>1,190,170</b>
62120	Training, Transportation, Meetings	4,398	1,325	7,000	7,000
62130	Tuition Reimbursement	14,002	15,633	10,000	10,000
62140	Membership, Subscription & Dues	300	12,750	3,000	3,000
62200	Advertising	0	3,115	6,800	0
62300	Contract Services-Professional	24,879	39,845	48,300	48,800
	<b>SUBTOTAL CONTRACTUALS</b>	<b>43,579</b>	<b>72,668</b>	<b>75,100</b>	<b>68,800</b>
63001	Miscellaneous Operating Expenses	10,951	11,618	13,270	13,770
63300	Gas & Diesel	151	0	500	500
	<b>SUBTOTAL COMMODITIES</b>	<b>11,102</b>	<b>11,618</b>	<b>13,770</b>	<b>14,270</b>
65010	Rental City Equipment	1,660	0	0	0
65012	Accident Repair & Replacement	120	0	0	0
65040	IT Maintenance Charge	23,030	22,310	28,440	29,690
65100	Insurance Charges	33,020	62,155	23,410	65,680
65105	Benefits Overhead	1,050	10,519	4,070	9,670
65210	Delivery Charges	150	0	0	0
	<b>SUBTOTAL FIXED CHARGES</b>	<b>59,030</b>	<b>94,984</b>	<b>55,920</b>	<b>105,040</b>
66511	Computer Software Subscriptions	0	5,362	0	0
	<b>SUBTOTAL CAPITAL</b>	<b>0</b>	<b>5,362</b>	<b>0</b>	<b>0</b>
	<b>TOTAL</b>	<b>654,221</b>	<b>1,487,509</b>	<b>1,233,250</b>	<b>1,378,280</b>

<b>GENERAL FUND</b>					
<b>POLICE DEPARTMENT</b>				<b>ACCOUNTING UNIT</b>	
<b>BUILDING &amp; FACILITY</b>				<b>01114403</b>	
<b>Account Code</b>	<b>LINE ITEM RESOURCES</b>	<b>ACTUAL FY 21-22</b>	<b>ACTUAL FY 22-23</b>	<b>ADOPTED FY 23-24</b>	<b>ADOPTED FY 24-25</b>
61000	Salaries Regular	0	442	0	48,700
61040	Salaries Overtime	18,083	9,017	0	0
61100	Retirement-Employer Normal Cost	0	36	0	5,950
61120	Medicare Insurance	0	9	0	710
61130	Health Insurance	0	123	0	19,980
61170	Retiree Health Benefits	0	0	0	490
61180	Worker Compensation Insurance	0	30	0	0
	<b>SUBTOTAL SALARIES &amp; BENEFITS</b>	<b>18,083</b>	<b>9,657</b>	<b>0</b>	<b>75,830</b>
62000	Utilities	1,112,037	1,243,202	1,050,680	1,050,680
62010	Communications	964,390	906,766	905,000	374,680
62012	Cellular Phone Charges	0	88,854	86,880	86,880
62251	Other Agency Services	0	15,508	8,000	8,000
62300	Contract Services-Professional	1,754,292	297,315	112,010	112,010
62310	Janitorial & Housekeeping	0	660,920	670,060	670,060
62322	Maintenance & Repair Machinery	0	0	1,000	1,000
	<b>SUBTOTAL CONTRACTUALS</b>	<b>3,830,719</b>	<b>3,212,564</b>	<b>2,833,630</b>	<b>2,303,310</b>
63001	Miscellaneous Operating Expenses	147,006	138,033	110,000	110,000
	<b>SUBTOTAL COMMODITIES</b>	<b>147,006</b>	<b>138,033</b>	<b>110,000</b>	<b>110,000</b>
65000	Building Rental	1,030,390	1,253,270	1,253,270	1,409,290
65055	Communications- Landlines	0	0	0	530,320
65100	Insurance Charges	0	90	0	0
65105	Benefits Overhead	0	6	0	0
	<b>SUBTOTAL FIXED CHARGES</b>	<b>1,030,390</b>	<b>1,253,366</b>	<b>1,253,270</b>	<b>1,939,610</b>
66220	Improvements Other Than Building	0	0	0	250,000
	<b>SUBTOTAL CAPITAL</b>	<b>0</b>	<b>0</b>	<b>0</b>	<b>250,000</b>
67003	Loan Payment-OBF	77,595	75,692	75,690	75,690
	<b>SUBTOTAL DEBT SERVICE</b>	<b>77,595</b>	<b>75,692</b>	<b>75,690</b>	<b>75,690</b>
	<b>TOTAL</b>	<b>5,103,794</b>	<b>4,689,312</b>	<b>4,272,590</b>	<b>4,754,440</b>

<b>GENERAL FUND</b>					
<b>POLICE DEPARTMENT</b>					<b>ACCOUNTING UNIT</b>
<b>RECRUITMENT AND BACKGROUNDS</b>					<b>01114404</b>
<b>Account Code</b>	<b>LINE ITEM RESOURCES</b>	<b>ACTUAL FY 21-22</b>	<b>ACTUAL FY 22-23</b>	<b>ADOPTED FY 23-24</b>	<b>ADOPTED FY 24-25</b>
61000	Salaries Regular	784,121	1,105,718	956,300	1,303,440
61040	Salaries Overtime	39,202	99,932	5,560	22,660
61100	Retirement-Employer Normal Cost	90,789	147,626	137,630	203,010
61120	Medicare Insurance	12,796	17,719	13,400	18,200
61130	Health Insurance	121,542	165,183	148,920	184,800
61170	Retiree Health Benefits	22,852	16,639	0	23,710
61180	Worker Compensation Insurance	90,410	93,416	64,010	90,560
	<b>SUBTOTAL SALARIES &amp; BENEFITS</b>	<b>1,161,711</b>	<b>1,646,234</b>	<b>1,325,820</b>	<b>1,846,380</b>
62120	Training, Transportation, Meetings	888	1,133	2,500	4,200
62122	Travel For Investigation	1,071	681	7,000	0
62200	Advertising	0	0	0	10,000
62300	Contract Services-Professional	51,635	20,328	63,270	40,770
	<b>SUBTOTAL CONTRACTUALS</b>	<b>53,594</b>	<b>22,141</b>	<b>72,770</b>	<b>54,970</b>
63001	Miscellaneous Operating Expenses	732	2,774	5,000	9,500
63300	Gas & Diesel	1,712	2,592	2,000	2,000
	<b>SUBTOTAL COMMODITIES</b>	<b>2,444</b>	<b>5,366</b>	<b>7,000</b>	<b>11,500</b>
65040	IT Maintenance Charge	51,820	44,620	45,510	53,430
65100	Insurance Charges	69,310	71,436	46,720	74,660
65105	Benefits Overhead	2,880	12,089	8,130	10,990
65210	Delivery Charges	200	0	0	0
	<b>SUBTOTAL FIXED CHARGES</b>	<b>124,210</b>	<b>128,145</b>	<b>100,360</b>	<b>139,080</b>
66511	Computer Software Subscriptions	0	0	750	750
	<b>SUBTOTAL CAPITAL</b>	<b>0</b>	<b>0</b>	<b>750</b>	<b>750</b>
	<b>TOTAL</b>	<b>1,341,960</b>	<b>1,801,886</b>	<b>1,506,700</b>	<b>2,052,680</b>

<b>GENERAL FUND</b>					
<b>POLICE DEPARTMENT</b>		<b>ACCOUNTING UNIT</b>			
<b>TRAFFIC</b>		<b>01114405</b>			
<b>Account Code</b>	<b>LINE ITEM RESOURCES</b>	<b>ACTUAL FY 21-22</b>	<b>ACTUAL FY 22-23</b>	<b>ADOPTED FY 23-24</b>	<b>ADOPTED FY 24-25</b>
61000	Salaries Regular	3,708,127	3,923,326	4,178,920	4,318,530
61020	Salaries Part-Time	51,810	54,805	160,290	162,990
61040	Salaries Overtime	322,988	290,638	150,000	150,000
61100	Retirement-Employer Normal Cost	420,953	462,328	560,270	606,210
61110	Part-Time Retirement	1,943	1,980	6,010	6,110
61120	Medicare Insurance	66,284	68,934	59,780	63,460
61130	Health Insurance	509,829	555,067	651,120	635,880
61170	Retiree Health Benefits	118,029	71,079	8,950	84,010
61180	Worker Compensation Insurance	331,240	332,638	306,920	325,810
	<b>SUBTOTAL SALARIES &amp; BENEFITS</b>	<b>5,531,203</b>	<b>5,760,795</b>	<b>6,082,260</b>	<b>6,353,000</b>
62012	Cellular Phone Charges	0	921	4,920	4,920
62120	Training, Transportation, Meetings	11,484	23,949	22,070	22,070
62140	Membership, Subscription & Dues	0	0	1,000	1,000
62300	Contract Services-Professional	1,011,952	1,385,173	1,235,470	1,235,470
62600	Parking Validation	4,544	1,530	0	0
	<b>SUBTOTAL CONTRACTUALS</b>	<b>1,027,980</b>	<b>1,411,572</b>	<b>1,263,460</b>	<b>1,263,460</b>
63001	Miscellaneous Operating Expenses	41,248	23,990	27,270	27,230
63300	Gas & Diesel	46,033	86,311	83,300	83,300
	<b>SUBTOTAL COMMODITIES</b>	<b>87,281</b>	<b>110,301</b>	<b>110,570</b>	<b>110,530</b>
65010	Rental City Equipment	332,060	344,800	341,520	368,520
65011	Equipment Replacement Charges	134,868	6,717	53,870	27,780
65012	Accident Repair & Replacement	23,427	23,789	8,770	19,230
65040	IT Maintenance Charge	190,000	161,740	182,030	195,920
65100	Insurance Charges	253,960	254,370	224,020	268,620
65105	Benefits Overhead	10,970	43,048	38,990	39,550
65210	Delivery Charges	770	0	0	0
	<b>SUBTOTAL FIXED CHARGES</b>	<b>946,055</b>	<b>834,464</b>	<b>849,200</b>	<b>919,620</b>
66511	Computer Software Subscriptions	0	1,568	150	190
	<b>SUBTOTAL CAPITAL</b>	<b>0</b>	<b>1,568</b>	<b>150</b>	<b>190</b>
	<b>TOTAL</b>	<b>7,592,519</b>	<b>8,118,700</b>	<b>8,305,640</b>	<b>8,646,800</b>

GENERAL FUND					
POLICE DEPARTMENT				ACCOUNTING UNIT	
TRAINING SERVICES				01114410	
Account Code	LINE ITEM RESOURCES	ACTUAL FY 21-22	ACTUAL FY 22-23	ADOPTED FY 23-24	ADOPTED FY 24-25
61000	Salaries Regular	1,286,182	1,377,016	1,306,050	1,397,780
61010	Salaries Cash Out/Separation	1,004	2,057	0	0
61020	Salaries Part-Time	31,331	36,952	69,190	71,270
61040	Salaries Overtime	18,704	40,069	18,000	11,380
61100	Retirement-Employer Normal Cost	134,392	143,521	155,800	161,440
61110	Part-Time Retirement	1,175	1,072	2,590	2,670
61120	Medicare Insurance	19,875	21,474	18,520	20,540
61130	Health Insurance	156,778	170,349	190,140	157,800
61170	Retiree Health Benefits	35,767	29,445	7,870	28,140
61180	Worker Compensation Insurance	77,000	114,517	107,550	115,810
	<b>SUBTOTAL SALARIES &amp; BENEFITS</b>	<b>1,762,207</b>	<b>1,936,472</b>	<b>1,875,710</b>	<b>1,966,830</b>
62120	Training, Transportation, Meetings	40,702	23,611	55,000	56,480
62140	Membership, Subscription & Dues	199	29,036	29,920	36,200
62200	Advertising	96	0	0	0
62300	Contract Services-Professional	194,662	359,700	446,600	449,250
62322	Maintenance & Repair Machinery	95	0	750	750
62600	Parking Validation	1,140	7,025	3,000	3,000
	<b>SUBTOTAL CONTRACTUALS</b>	<b>236,893</b>	<b>419,371</b>	<b>535,270</b>	<b>545,680</b>
63001	Miscellaneous Operating Expenses	138,805	158,313	146,800	143,000
63300	Gas & Diesel	4,689	3,031	3,500	3,500
	<b>SUBTOTAL COMMODITIES</b>	<b>143,495</b>	<b>161,344</b>	<b>150,300</b>	<b>146,500</b>
65010	Rental City Equipment	15,745	4,440	1,720	1,860
65012	Accident Repair & Replacement	1,140	96	10	20
65040	IT Maintenance Charge	40,300	39,040	51,200	53,430
65100	Insurance Charges	59,030	87,572	78,500	95,480
65105	Benefits Overhead	2,330	14,820	13,660	14,060
65210	Delivery Charges	240	0	0	0
	<b>SUBTOTAL FIXED CHARGES</b>	<b>118,785</b>	<b>145,968</b>	<b>145,090</b>	<b>164,850</b>
66511	Computer Software Subscriptions	0	4,654	4,750	4,760
	<b>SUBTOTAL CAPITAL</b>	<b>0</b>	<b>4,654</b>	<b>4,750</b>	<b>4,760</b>
	<b>TOTAL</b>	<b>2,261,380</b>	<b>2,667,809</b>	<b>2,711,120</b>	<b>2,828,620</b>



<b>GENERAL FUND</b>					
<b>POLICE DEPARTMENT</b>					<b>ACCOUNTING UNIT</b>
<b>INTERNAL AFFAIRS</b>					<b>01114415</b>
<b>Account Code</b>	<b>LINE ITEM RESOURCES</b>	<b>ACTUAL FY 21-22</b>	<b>ACTUAL FY 22-23</b>	<b>ADOPTED FY 23-24</b>	<b>ADOPTED FY 24-25</b>
61000	Salaries Regular	991,666	1,205,767	1,092,720	1,183,080
61040	Salaries Overtime	65,816	120,874	40,000	40,000
61100	Retirement-Employer Normal Cost	99,277	111,777	124,790	120,750
61120	Medicare Insurance	15,262	18,973	13,420	15,320
61130	Health Insurance	89,593	105,208	113,040	87,000
61170	Retiree Health Benefits	31,966	26,319	9,040	23,980
61180	Worker Compensation Insurance	89,350	99,223	80,950	98,750
	<b>SUBTOTAL SALARIES &amp; BENEFITS</b>	<b>1,382,929</b>	<b>1,688,141</b>	<b>1,473,960</b>	<b>1,568,880</b>
62120	Training, Transportation, Meetings	6,544	2,476	8,600	8,600
62140	Membership, Subscription & Dues	0	0	1,000	1,000
62300	Contract Services-Professional	1,446	4,900	8,580	8,580
	<b>SUBTOTAL CONTRACTUALS</b>	<b>7,990</b>	<b>7,376</b>	<b>18,180</b>	<b>18,180</b>
63001	Miscellaneous Operating Expenses	3,801	13,106	3,340	3,340
63300	Gas & Diesel	7,204	1,670	5,000	5,000
	<b>SUBTOTAL COMMODITIES</b>	<b>11,004</b>	<b>14,776</b>	<b>8,340</b>	<b>8,340</b>
65010	Rental City Equipment	10,896	11,976	6,270	6,770
65012	Accident Repair & Replacement	1,912	2,412	0	0
65040	IT Maintenance Charge	34,550	33,460	28,440	29,690
65100	Insurance Charges	68,500	75,876	59,080	81,420
65105	Benefits Overhead	1,880	12,841	10,280	11,990
65210	Delivery Charges	230	0	0	0
	<b>SUBTOTAL FIXED CHARGES</b>	<b>117,968</b>	<b>136,565</b>	<b>104,070</b>	<b>129,870</b>
66511	Computer Software Subscriptions	0	405	230	230
	<b>SUBTOTAL CAPITAL</b>	<b>0</b>	<b>405</b>	<b>230</b>	<b>230</b>
	<b>TOTAL</b>	<b>1,519,891</b>	<b>1,847,262</b>	<b>1,604,780</b>	<b>1,725,500</b>

<b>GENERAL FUND</b>					
<b>POLICE DEPARTMENT</b>					<b>ACCOUNTING UNIT</b>
<b>FIELD OPERATIONS</b>					<b>01114420</b>
<b>Account Code</b>	<b>LINE ITEM RESOURCES</b>	<b>ACTUAL FY 21-22</b>	<b>ACTUAL FY 22-23</b>	<b>ADOPTED FY 23-24</b>	<b>ADOPTED FY 24-25</b>
61000	Salaries Regular	31,546,846	30,778,439	34,928,650	37,743,990
61010	Salaries Cash Out/Separation	1,703,386	1,175,458	1,150,000	1,650,000
61020	Salaries Part-Time	28,450	26,326	87,990	71,640
61040	Salaries Overtime	2,297,919	3,267,657	1,356,290	1,356,290
61100	Retirement-Employer Normal Cost	4,799,457	4,662,572	6,006,220	6,486,990
61110	Part-Time Retirement	563	315	2,030	1,420
61120	Medicare Insurance	493,242	489,314	471,220	525,210
61130	Health Insurance	4,017,748	3,886,613	4,636,380	4,703,040
61170	Retiree Health Benefits	1,212,342	582,050	72,160	734,250
61180	Worker Compensation Insurance	2,667,754	2,596,799	2,627,090	2,619,980
	<b>SUBTOTAL SALARIES &amp; BENEFITS</b>	<b>48,767,706</b>	<b>47,465,543</b>	<b>51,338,030</b>	<b>55,892,810</b>
62000	Utilities	4,079	4,549	5,000	5,000
62120	Training, Transportation, Meetings	107,992	78,923	92,100	92,100
62140	Membership, Subscription & Dues	3,708	2,000	650	650
62200	Advertising	0	0	6,000	6,000
62300	Contract Services-Professional	760,101	750,135	862,140	859,400
62322	Maintenance & Repair Machinery	0	15,369	0	0
62500	Rent Payments	0	32,490	36,120	36,120
62600	Parking Validation	6,153	7,224	10,000	10,000
	<b>SUBTOTAL CONTRACTUALS</b>	<b>882,032</b>	<b>890,689</b>	<b>1,012,010</b>	<b>1,009,270</b>
63001	Miscellaneous Operating Expenses	100,591	92,007	74,700	74,620
63200	Operating Materials & Supplies	149	0	0	0
63300	Gas & Diesel	756,964	879,927	756,630	756,630
	<b>SUBTOTAL COMMODITIES</b>	<b>857,705</b>	<b>971,934</b>	<b>831,330</b>	<b>831,250</b>
65010	Rental City Equipment	1,170,668	1,354,910	2,047,780	2,209,660
65011	Equipment Replacement Charges	817,462	184,071	400,010	619,390
65012	Accident Repair & Replacement	154,120	160,615	196,170	430,160
65020	City Yard Rental	15,600	15,600	18,810	20,650
65040	IT Maintenance Charge	207,280	209,650	216,880	237,480
65100	Insurance Charges	2,110,985	2,047,985	1,987,190	2,160,110
65105	Benefits Overhead	81,130	336,232	345,820	318,060
65210	Delivery Charges	7,500	0	0	0
	<b>SUBTOTAL FIXED CHARGES</b>	<b>4,564,745</b>	<b>4,309,063</b>	<b>5,212,660</b>	<b>5,995,510</b>
66400	Machinery & Equipment	24,767	0	0	0
66511	Computer Software Subscriptions	0	270	300	380
	<b>SUBTOTAL CAPITAL</b>	<b>24,767</b>	<b>270</b>	<b>300</b>	<b>380</b>
	<b>TOTAL</b>	<b>55,096,954</b>	<b>53,637,499</b>	<b>58,394,330</b>	<b>63,729,220</b>

<b>GENERAL FUND</b>					
<b>POLICE DEPARTMENT</b>					<b>ACCOUNTING UNIT</b>
<b>INFORMATION SERVICES</b>					<b>01114425</b>
<b>Account Code</b>	<b>LINE ITEM RESOURCES</b>	<b>ACTUAL FY 21-22</b>	<b>ACTUAL FY 22-23</b>	<b>ADOPTED FY 23-24</b>	<b>ADOPTED FY 24-25</b>
61000	Salaries Regular	798,365	776,897	836,290	893,830
61010	Salaries Cash Out/Separation	3,369	0	0	0
61020	Salaries Part-Time	0	6,976	8,560	0
61040	Salaries Overtime	7,885	12,109	10,000	10,000
61100	Retirement-Employer Normal Cost	46,857	41,021	57,730	62,540
61110	Part-Time Retirement	0	262	320	0
61120	Medicare Insurance	11,499	11,069	11,340	12,560
61130	Health Insurance	123,564	124,364	153,240	164,280
61170	Retiree Health Benefits	6,963	7,093	7,310	14,310
61180	Worker Compensation Insurance	62,980	63,606	65,170	64,200
	<b>SUBTOTAL SALARIES &amp; BENEFITS</b>	<b>1,061,482</b>	<b>1,043,396</b>	<b>1,149,960</b>	<b>1,221,720</b>
62120	Training, Transportation, Meetings	0	198	2,000	2,000
62140	Membership, Subscription & Dues	0	69,251	0	0
62300	Contract Services-Professional	337,182	295,994	408,430	440,930
	<b>SUBTOTAL CONTRACTUALS</b>	<b>337,182</b>	<b>365,443</b>	<b>410,430</b>	<b>442,930</b>
63001	Miscellaneous Operating Expenses	5,296	405,168	6,950	6,950
63300	Gas & Diesel	71	134	150	150
	<b>SUBTOTAL COMMODITIES</b>	<b>5,367</b>	<b>405,302</b>	<b>7,100</b>	<b>7,100</b>
65010	Rental City Equipment	3,632	5,988	9,870	10,650
65012	Accident Repair & Replacement	608	912	1,410	3,090
65040	IT Maintenance Charge	40,300	39,040	39,820	41,560
65050	IT Department Specific	20,000	20,000	20,000	20,600
65100	Insurance Charges	48,280	48,640	47,570	52,930
65105	Benefits Overhead	2,280	8,231	8,280	7,790
65210	Delivery Charges	180	0	0	0
	<b>SUBTOTAL FIXED CHARGES</b>	<b>115,280</b>	<b>122,811</b>	<b>126,950</b>	<b>136,620</b>
66511	Computer Software Subscriptions	0	7,675	80,180	47,680
	<b>SUBTOTAL CAPITAL</b>	<b>0</b>	<b>7,675</b>	<b>80,180</b>	<b>47,680</b>
	<b>TOTAL</b>	<b>1,519,311</b>	<b>1,944,627</b>	<b>1,774,620</b>	<b>1,856,050</b>

<b>GENERAL FUND</b>					
<b>POLICE DEPARTMENT</b>					<b>ACCOUNTING UNIT</b>
<b>CRIMINAL INVESTIGATIONS-SERVICE ENHANCEMENT</b>					<b>01114435</b>
<b>Account Code</b>	<b>LINE ITEM RESOURCES</b>	<b>ACTUAL FY 21-22</b>	<b>ACTUAL FY 22-23</b>	<b>ADOPTED FY 23-24</b>	<b>ADOPTED FY 24-25</b>
61000	Salaries Regular	5,225,713	5,603,490	5,580,090	6,347,380
61020	Salaries Part-Time	113,939	135,820	219,980	231,810
61040	Salaries Overtime	255,333	316,976	70,320	70,320
61100	Retirement-Employer Normal Cost	588,163	628,412	714,250	842,360
61110	Part-Time Retirement	1,836	2,953	6,630	7,030
61120	Medicare Insurance	83,972	91,779	78,770	90,890
61130	Health Insurance	636,448	699,816	740,160	746,760
61170	Retiree Health Benefits	149,887	109,919	8,260	119,160
61180	Worker Compensation Insurance	367,280	477,026	435,870	470,050
	<b>SUBTOTAL SALARIES &amp; BENEFITS</b>	<b>7,422,570</b>	<b>8,066,191</b>	<b>7,854,330</b>	<b>8,925,760</b>
62120	Training, Transportation, Meetings	54,135	27,147	22,300	5,000
62122	Travel For Investigation	1,757	699	9,000	1,000
62140	Membership, Subscription & Dues	0	7,846	500	500
62300	Contract Services-Professional	254,992	108,502	48,400	164,500
62600	Parking Validation	6,831	5,764	0	0
	<b>SUBTOTAL CONTRACTUALS</b>	<b>317,715</b>	<b>149,957</b>	<b>80,200</b>	<b>171,000</b>
63001	Miscellaneous Operating Expenses	14,535	14,096	20,000	17,000
63300	Gas & Diesel	29,933	26,493	17,390	25,000
	<b>SUBTOTAL COMMODITIES</b>	<b>44,468</b>	<b>40,589</b>	<b>37,390</b>	<b>42,000</b>
65010	Rental City Equipment	78,757	87,492	48,810	52,670
65011	Equipment Replacement Charges	13,865	3,540	7,720	7,720
65012	Accident Repair & Replacement	12,692	12,312	0	0
65040	IT Maintenance Charge	166,970	167,320	199,100	219,670
65100	Insurance Charges	281,590	364,784	318,130	387,550
65105	Benefits Overhead	9,780	61,733	55,360	57,060
65210	Delivery Charges	1,040	0	0	0
	<b>SUBTOTAL FIXED CHARGES</b>	<b>564,694</b>	<b>697,181</b>	<b>629,120</b>	<b>724,670</b>
66511	Computer Software Subscriptions	0	203	300	860
	<b>SUBTOTAL CAPITAL</b>	<b>0</b>	<b>203</b>	<b>300</b>	<b>860</b>
	<b>TOTAL</b>	<b>8,349,447</b>	<b>8,954,121</b>	<b>8,601,340</b>	<b>9,864,290</b>

<b>GENERAL FUND</b>					
<b>POLICE DEPARTMENT</b>					<b>ACCOUNTING UNIT</b>
<b>CRIMES AGAINST PERSONS</b>					<b>01114440</b>
<b>Account Code</b>	<b>LINE ITEM RESOURCES</b>	<b>ACTUAL FY 21-22</b>	<b>ACTUAL FY 22-23</b>	<b>ADOPTED FY 23-24</b>	<b>ADOPTED FY 24-25</b>
61000	Salaries Regular	3,417,516	3,128,100	3,014,700	4,984,610
61020	Salaries Part-Time	95,457	84,971	74,360	89,580
61040	Salaries Overtime	637,161	533,930	133,830	355,450
61100	Retirement-Employer Normal Cost	341,282	287,566	342,350	665,940
61110	Part-Time Retirement	3,580	3,187	2,790	3,360
61120	Medicare Insurance	54,001	55,161	40,510	67,160
61130	Health Insurance	305,369	298,215	356,280	538,080
61170	Retiree Health Benefits	101,289	60,033	18,850	96,020
61180	Worker Compensation Insurance	218,630	260,223	286,760	535,720
	<b>SUBTOTAL SALARIES &amp; BENEFITS</b>	<b>5,174,285</b>	<b>4,711,385</b>	<b>4,270,430</b>	<b>7,335,920</b>
62120	Training, Transportation, Meetings	10,789	10,459	2,970	8,670
62122	Travel For Investigation	1,395	0	5,000	5,000
62140	Membership, Subscription & Dues	0	0	0	330
62300	Contract Services-Professional	104,904	95,415	92,500	101,870
	<b>SUBTOTAL CONTRACTUALS</b>	<b>117,088</b>	<b>105,874</b>	<b>100,470</b>	<b>115,870</b>
63001	Miscellaneous Operating Expenses	40,241	7,507	17,000	168,880
63300	Gas & Diesel	81,653	67,486	65,580	90,580
	<b>SUBTOTAL COMMODITIES</b>	<b>121,895</b>	<b>74,993</b>	<b>82,580</b>	<b>259,460</b>
65010	Rental City Equipment	177,288	14,844	9,700	264,020
65011	Equipment Replacement Charges	130,868	1,770	23,980	76,430
65012	Accident Repair & Replacement	24,040	2,736	140	4,320
65040	IT Maintenance Charge	247,580	72,510	102,390	231,540
65100	Insurance Charges	411,320	198,994	209,300	441,690
65105	Benefits Overhead	14,770	33,676	36,420	65,040
65210	Delivery Charges	1,250	0	0	0
	<b>SUBTOTAL FIXED CHARGES</b>	<b>1,007,116</b>	<b>324,529</b>	<b>381,930</b>	<b>1,083,040</b>
66400	Machinery & Equipment	24,734	0	0	0
66511	Computer Software Subscriptions	0	0	80	6,400
	<b>SUBTOTAL CAPITAL</b>	<b>24,734</b>	<b>0</b>	<b>80</b>	<b>6,400</b>
	<b>TOTAL</b>	<b>6,445,118</b>	<b>5,216,781</b>	<b>4,835,490</b>	<b>8,800,690</b>

<b>GENERAL FUND</b>					
<b>POLICE DEPARTMENT</b>					<b>ACCOUNTING UNIT</b>
<b>SPECIAL INVESTIGATIONS</b>					<b>01114445</b>
<b>Account Code</b>	<b>LINE ITEM RESOURCES</b>	<b>ACTUAL FY 21-22</b>	<b>ACTUAL FY 22-23</b>	<b>ADOPTED FY 23-24</b>	<b>ADOPTED FY 24-25</b>
61000	Salaries Regular	1,268,212	1,390,924	1,417,980	2,864,610
61020	Salaries Part-Time	0	0	17,860	17,860
61040	Salaries Overtime	142,267	197,623	29,080	29,080
61100	Retirement-Employer Normal Cost	148,952	178,923	200,040	460,370
61110	Part-Time Retirement	0	0	670	670
61120	Medicare Insurance	21,956	25,767	19,520	40,460
61130	Health Insurance	150,659	170,397	190,320	329,640
61170	Retiree Health Benefits	40,200	25,040	0	57,760
61180	Worker Compensation Insurance	77,450	115,529	103,530	113,920
	<b>SUBTOTAL SALARIES &amp; BENEFITS</b>	<b>1,849,697</b>	<b>2,104,203</b>	<b>1,979,000</b>	<b>3,914,370</b>
62000	Utilities	0	4,560	6,840	6,840
62120	Training, Transportation, Meetings	676	10,789	3,000	3,000
62122	Travel For Investigation	0	0	2,000	2,000
62140	Membership, Subscription & Dues	200	595	0	200
62300	Contract Services-Professional	37,178	67,723	71,620	71,620
	<b>SUBTOTAL CONTRACTUALS</b>	<b>38,054</b>	<b>83,666</b>	<b>83,460</b>	<b>83,660</b>
63001	Miscellaneous Operating Expenses	8,943	2,671	12,600	8,480
63300	Gas & Diesel	9,841	17,864	14,680	14,680
	<b>SUBTOTAL COMMODITIES</b>	<b>18,784</b>	<b>20,535</b>	<b>27,280</b>	<b>23,160</b>
65040	IT Maintenance Charge	34,550	33,460	51,200	53,430
65100	Insurance Charges	59,380	88,346	75,560	93,920
65105	Benefits Overhead	2,020	14,951	13,150	13,830
65210	Delivery Charges	490	0	0	0
	<b>SUBTOTAL FIXED CHARGES</b>	<b>96,440</b>	<b>136,757</b>	<b>139,910</b>	<b>161,180</b>
66511	Computer Software Subscriptions	0	341	0	3,920
	<b>SUBTOTAL CAPITAL</b>	<b>0</b>	<b>341</b>	<b>0</b>	<b>3,920</b>
	<b>TOTAL</b>	<b>2,002,975</b>	<b>2,345,502</b>	<b>2,229,650</b>	<b>4,186,290</b>

GENERAL FUND					
POLICE DEPARTMENT					ACCOUNTING UNIT
EVIDENCE					01114448
Account Code	LINE ITEM RESOURCES	ACTUAL FY 21-22	ACTUAL FY 22-23	ADOPTED FY 23-24	ADOPTED FY 24-25
61000	Salaries Regular	542,393	553,673	565,040	620,610
61020	Salaries Part-Time	31,589	30,475	47,670	50,850
61040	Salaries Overtime	7,843	5,266	13,180	13,180
61100	Retirement-Employer Normal Cost	33,824	32,866	41,620	43,760
61110	Part-Time Retirement	1,185	624	710	710
61120	Medicare Insurance	8,439	8,500	8,440	9,300
61130	Health Insurance	113,664	113,664	103,740	113,760
61170	Retiree Health Benefits	19,972	10,062	0	11,230
61180	Worker Compensation Insurance	41,560	48,713	46,860	47,840
	<b>SUBTOTAL SALARIES &amp; BENEFITS</b>	<b>800,469</b>	<b>803,843</b>	<b>827,260</b>	<b>911,240</b>
62120	Training, Transportation, Meetings	150	765	600	600
62140	Membership, Subscription & Dues	465	640	790	790
62251	Other Agency Services	0	0	700	700
62300	Contract Services-Professional	15,665	16,709	20,970	20,970
	<b>SUBTOTAL CONTRACTUALS</b>	<b>16,280</b>	<b>18,114</b>	<b>23,060</b>	<b>23,060</b>
63001	Miscellaneous Operating Expenses	10,938	12,532	13,360	13,360
	<b>SUBTOTAL COMMODITIES</b>	<b>10,938</b>	<b>12,532</b>	<b>13,360</b>	<b>13,360</b>
65010	Rental City Equipment	3,384	5,580	4,430	4,780
65012	Accident Repair & Replacement	152	228	0	0
65040	IT Maintenance Charge	34,550	33,460	34,130	35,620
65100	Insurance Charges	31,860	37,251	34,200	39,450
65105	Benefits Overhead	1,990	6,304	5,950	5,810
65210	Delivery Charges	140	0	0	0
	<b>SUBTOTAL FIXED CHARGES</b>	<b>72,076</b>	<b>82,823</b>	<b>78,710</b>	<b>85,660</b>
66511	Computer Software Subscriptions	0	68	230	230
	<b>SUBTOTAL CAPITAL</b>	<b>0</b>	<b>68</b>	<b>230</b>	<b>230</b>
	<b>TOTAL</b>	<b>899,763</b>	<b>917,379</b>	<b>942,620</b>	<b>1,033,550</b>

<b>GENERAL FUND</b>					
<b>POLICE DEPARTMENT</b>					<b>ACCOUNTING UNIT</b>
<b>CENTRAL DISTRIBUTION CTR (CDC)</b>					<b>01114450</b>
<b>Account Code</b>	<b>LINE ITEM RESOURCES</b>	<b>ACTUAL FY 21-22</b>	<b>ACTUAL FY 22-23</b>	<b>ADOPTED FY 23-24</b>	<b>ADOPTED FY 24-25</b>
61000	Salaries Regular	357,195	355,794	339,530	376,500
61020	Salaries Part-Time	29,467	14,100	40,920	49,480
61040	Salaries Overtime	16,503	12,880	10,000	10,000
61100	Retirement-Employer Normal Cost	19,858	17,680	30,340	31,840
61110	Part-Time Retirement	1,105	454	1,530	1,860
61120	Medicare Insurance	5,841	5,726	6,570	7,310
61130	Health Insurance	75,776	75,776	96,720	94,800
61170	Retiree Health Benefits	12,886	6,525	0	8,660
61180	Worker Compensation Insurance	40,670	30,325	31,570	30,300
	<b>SUBTOTAL SALARIES &amp; BENEFITS</b>	<b>559,299</b>	<b>519,259</b>	<b>557,180</b>	<b>610,750</b>
62120	Training, Transportation, Meetings	0	465	1,000	1,000
62300	Contract Services-Professional	35,527	44,591	33,460	39,540
	<b>SUBTOTAL CONTRACTUALS</b>	<b>35,527</b>	<b>45,056</b>	<b>34,460</b>	<b>40,540</b>
63001	Miscellaneous Operating Expenses	566,030	552,436	591,530	585,450
63300	Gas & Diesel	1,802	7,115	0	0
	<b>SUBTOTAL COMMODITIES</b>	<b>567,832</b>	<b>559,551</b>	<b>591,530</b>	<b>585,450</b>
65010	Rental City Equipment	37,936	42,372	25,530	27,550
65012	Accident Repair & Replacement	2,688	3,012	0	0
65040	IT Maintenance Charge	34,550	27,890	28,440	29,690
65100	Insurance Charges	31,180	23,190	23,040	24,980
65105	Benefits Overhead	1,960	3,924	4,010	3,680
65210	Delivery Charges	80	0	0	0
	<b>SUBTOTAL FIXED CHARGES</b>	<b>108,394</b>	<b>100,388</b>	<b>81,020</b>	<b>85,900</b>
66400	Machinery & Equipment	0	270,650	0	0
66511	Computer Software Subscriptions	0	0	150	150
	<b>SUBTOTAL CAPITAL</b>	<b>0</b>	<b>270,650</b>	<b>150</b>	<b>150</b>
	<b>TOTAL</b>	<b>1,271,052</b>	<b>1,494,904</b>	<b>1,264,340</b>	<b>1,322,790</b>



<b>GENERAL FUND</b>					
<b>POLICE DEPARTMENT</b>					<b>ACCOUNTING UNIT</b>
<b>FORENSIC SERVICES</b>					<b>01114455</b>
<b>Account Code</b>	<b>LINE ITEM RESOURCES</b>	<b>ACTUAL FY 21-22</b>	<b>ACTUAL FY 22-23</b>	<b>ADOPTED FY 23-24</b>	<b>ADOPTED FY 24-25</b>
61000	Salaries Regular	1,349,990	1,416,386	1,623,050	1,686,280
61020	Salaries Part-Time	35,793	44,137	97,640	103,930
61040	Salaries Overtime	46,393	55,080	50,000	50,000
61100	Retirement-Employer Normal Cost	77,379	81,207	123,400	135,430
61110	Part-Time Retirement	1,342	1,580	3,660	2,820
61120	Medicare Insurance	17,068	19,204	23,280	24,430
61130	Health Insurance	203,906	224,959	259,740	265,440
61170	Retiree Health Benefits	41,431	24,458	0	30,510
61180	Worker Compensation Insurance	131,110	121,013	113,120	119,620
	<b>SUBTOTAL SALARIES &amp; BENEFITS</b>	<b>1,904,411</b>	<b>1,988,024</b>	<b>2,293,890</b>	<b>2,418,460</b>
62120	Training, Transportation, Meetings	12,879	20,182	15,000	15,000
62140	Membership, Subscription & Dues	595	690	800	800
62300	Contract Services-Professional	82,182	27,125	25,000	25,000
	<b>SUBTOTAL CONTRACTUALS</b>	<b>95,656</b>	<b>47,997</b>	<b>40,800</b>	<b>40,800</b>
63001	Miscellaneous Operating Expenses	21,288	19,864	28,300	28,260
63300	Gas & Diesel	17,874	21,248	20,000	20,000
	<b>SUBTOTAL COMMODITIES</b>	<b>39,162</b>	<b>41,112</b>	<b>48,300</b>	<b>48,260</b>
65010	Rental City Equipment	44,040	48,468	49,490	53,400
65011	Equipment Replacement Charges	48,120	12,030	26,220	26,240
65012	Accident Repair & Replacement	6,384	6,384	0	0
65040	IT Maintenance Charge	86,360	72,510	73,950	83,120
65100	Insurance Charges	100,520	92,539	82,560	98,620
65105	Benefits Overhead	4,990	15,660	14,370	14,520
65210	Delivery Charges	340	0	0	0
	<b>SUBTOTAL FIXED CHARGES</b>	<b>290,754</b>	<b>247,592</b>	<b>246,590</b>	<b>275,900</b>
66511	Computer Software Subscriptions	0	2,261	3,080	3,120
	<b>SUBTOTAL CAPITAL</b>	<b>0</b>	<b>2,261</b>	<b>3,080</b>	<b>3,120</b>
	<b>TOTAL</b>	<b>2,329,984</b>	<b>2,326,984</b>	<b>2,632,660</b>	<b>2,786,540</b>

<b>GENERAL FUND</b>					
<b>POLICE DEPARTMENT</b>				<b>ACCOUNTING UNIT</b>	
<b>RECORDS SERVICES</b>				<b>01114460</b>	
<b>Account Code</b>	<b>LINE ITEM RESOURCES</b>	<b>ACTUAL FY 21-22</b>	<b>ACTUAL FY 22-23</b>	<b>ADOPTED FY 23-24</b>	<b>ADOPTED FY 24-25</b>
61000	Salaries Regular	1,025,538	958,871	1,145,150	1,205,850
61010	Salaries Cash Out/Separation	4,761	579	0	0
61020	Salaries Part-Time	102,566	57,301	161,680	165,850
61040	Salaries Overtime	41,593	42,749	10,000	10,000
61100	Retirement-Employer Normal Cost	64,406	55,837	100,580	107,930
61110	Part-Time Retirement	1,705	170	4,400	4,450
61120	Medicare Insurance	16,513	14,938	19,910	21,190
61130	Health Insurance	135,838	131,452	263,880	349,320
61170	Retiree Health Benefits	6,376	942	5,260	16,860
61180	Worker Compensation Insurance	87,750	84,022	92,090	83,230
	<b>SUBTOTAL SALARIES &amp; BENEFITS</b>	<b>1,487,045</b>	<b>1,346,861</b>	<b>1,802,950</b>	<b>1,964,680</b>
62120	Training, Transportation, Meetings	3,298	1,404	5,800	5,800
62140	Membership, Subscription & Dues	125	112	900	900
62300	Contract Services-Professional	100,144	76,176	82,070	82,070
62600	Parking Validation	1	0	0	0
	<b>SUBTOTAL CONTRACTUALS</b>	<b>103,568</b>	<b>77,692</b>	<b>88,770</b>	<b>88,770</b>
63001	Miscellaneous Operating Expenses	11,908	11,367	14,100	13,760
	<b>SUBTOTAL COMMODITIES</b>	<b>11,908</b>	<b>11,367</b>	<b>14,100</b>	<b>13,760</b>
65040	IT Maintenance Charge	97,880	83,660	96,700	100,930
65100	Insurance Charges	67,280	64,252	67,210	68,620
65105	Benefits Overhead	4,250	10,873	11,700	10,100
65210	Delivery Charges	280	0	0	0
	<b>SUBTOTAL FIXED CHARGES</b>	<b>169,690</b>	<b>158,786</b>	<b>175,610</b>	<b>179,650</b>
66511	Computer Software Subscriptions	0	68	230	570
	<b>SUBTOTAL CAPITAL</b>	<b>0</b>	<b>68</b>	<b>230</b>	<b>570</b>
	<b>TOTAL</b>	<b>1,772,211</b>	<b>1,594,773</b>	<b>2,081,660</b>	<b>2,247,430</b>

<b>GENERAL FUND</b>					
<b>POLICE DEPARTMENT</b>				<b>ACCOUNTING UNIT</b>	
<b>COMMUNICATIONS-SERVICE ENHANCEMENT</b>				<b>01114465</b>	
<b>Account Code</b>	<b>LINE ITEM RESOURCES</b>	<b>ACTUAL FY 21-22</b>	<b>ACTUAL FY 22-23</b>	<b>ADOPTED FY 23-24</b>	<b>ADOPTED FY 24-25</b>
61000	Salaries Regular	3,512,235	3,398,568	3,880,630	4,218,310
61020	Salaries Part-Time	23,118	73,572	74,040	76,260
61040	Salaries Overtime	373,975	460,712	214,080	214,080
61100	Retirement-Employer Normal Cost	211,587	202,914	294,080	316,790
61110	Part-Time Retirement	413	719	870	900
61120	Medicare Insurance	55,959	55,317	55,110	60,380
61130	Health Insurance	635,461	634,419	758,880	715,320
61170	Retiree Health Benefits	129,468	61,603	5,290	81,260
61180	Worker Compensation Insurance	313,550	293,419	288,590	284,370
	<b>SUBTOTAL SALARIES &amp; BENEFITS</b>	<b>5,255,766</b>	<b>5,181,243</b>	<b>5,571,570</b>	<b>5,967,670</b>
62120	Training, Transportation, Meetings	19,345	17,960	26,620	26,620
62140	Membership, Subscription & Dues	1,275	851	1,280	1,260
62300	Contract Services-Professional	201,549	322,995	354,760	441,570
62600	Parking Validation	0	20	0	0
	<b>SUBTOTAL CONTRACTUALS</b>	<b>222,169</b>	<b>341,827</b>	<b>382,660</b>	<b>469,450</b>
63001	Miscellaneous Operating Expenses	4,643	2,686	3,530	4,180
	<b>SUBTOTAL COMMODITIES</b>	<b>4,643</b>	<b>2,686</b>	<b>3,530</b>	<b>4,180</b>
65040	IT Maintenance Charge	230,310	211,940	216,160	225,610
65100	Insurance Charges	240,400	224,379	210,640	234,460
65105	Benefits Overhead	13,190	37,972	36,660	34,520
65210	Delivery Charges	720	0	0	0
	<b>SUBTOTAL FIXED CHARGES</b>	<b>484,620</b>	<b>474,291</b>	<b>463,460</b>	<b>494,590</b>
66511	Computer Software Subscriptions	0	0	4,000	34,140
	<b>SUBTOTAL CAPITAL</b>	<b>0</b>	<b>0</b>	<b>4,000</b>	<b>34,140</b>
67100	Principal-Debt Services	184,639	190,430	196,400	202,560
67110	Interest-Debt Services	21,862	16,072	10,100	3,940
67200	Principal-Leases	471,212	486,002	486,770	982,850
67210	Interest-Leases	73,355	58,565	0	0
	<b>SUBTOTAL DEBT SERVICE</b>	<b>751,069</b>	<b>751,069</b>	<b>693,270</b>	<b>1,189,350</b>
	<b>TOTAL</b>	<b>6,718,267</b>	<b>6,751,116</b>	<b>7,118,490</b>	<b>8,159,380</b>

<b>GENERAL FUND</b>					
<b>POLICE DEPARTMENT</b>					<b>ACCOUNTING UNIT</b>
<b>VICE/NARCOTICS-SERVICE ENHANCEMENT</b>					<b>01114470</b>
<b>Account Code</b>	<b>LINE ITEM RESOURCES</b>	<b>ACTUAL FY 21-22</b>	<b>ACTUAL FY 22-23</b>	<b>ADOPTED FY 23-24</b>	<b>ADOPTED FY 24-25</b>
61000	Salaries Regular	172,229	166,013	162,840	169,990
61040	Salaries Overtime	163,134	229,684	244,850	244,850
61100	Retirement-Employer Normal Cost	15,299	16,266	18,230	18,880
61120	Medicare Insurance	2,603	2,535	2,170	2,400
61130	Health Insurance	25,259	21,397	21,840	18,960
61170	Retiree Health Benefits	8,206	2,399	0	3,030
61180	Worker Compensation Insurance	9,860	13,733	14,060	13,600
	<b>SUBTOTAL SALARIES &amp; BENEFITS</b>	<b>396,588</b>	<b>452,027</b>	<b>463,990</b>	<b>471,710</b>
62120	Training, Transportation, Meetings	6,621	(1,446)	5,000	5,000
62140	Membership, Subscription & Dues	595	0	600	600
62300	Contract Services-Professional	0	0	100,000	0
	<b>SUBTOTAL CONTRACTUALS</b>	<b>7,216</b>	<b>(1,446)</b>	<b>105,600</b>	<b>5,600</b>
63001	Miscellaneous Operating Expenses	5,329	310	2,500	2,500
	<b>SUBTOTAL COMMODITIES</b>	<b>5,329</b>	<b>310</b>	<b>2,500</b>	<b>2,500</b>
65010	Rental City Equipment	0	4,440	1,720	1,860
65011	Equipment Replacement Charges	0	622	0	2,040
65012	Accident Repair & Replacement	0	96	0	0
65040	IT Maintenance Charge	5,760	5,580	5,690	5,940
65100	Insurance Charges	7,560	10,502	10,260	11,210
65105	Benefits Overhead	330	1,777	1,790	1,650
	<b>SUBTOTAL FIXED CHARGES</b>	<b>13,650</b>	<b>23,017</b>	<b>19,460</b>	<b>22,700</b>
66400	Machinery & Equipment	575	0	0	0
	<b>SUBTOTAL CAPITAL</b>	<b>575</b>	<b>0</b>	<b>0</b>	<b>0</b>
	<b>TOTAL</b>	<b>423,358</b>	<b>473,908</b>	<b>591,550</b>	<b>502,510</b>

<b>GENERAL FUND</b>					
<b>POLICE DEPARTMENT</b>					<b>ACCOUNTING UNIT</b>
<b>INVESTIGATIONS SUPPORT SERVICE-SERVICE ENHANCEMENT</b>					<b>01114471</b>
<b>Account Code</b>	<b>LINE ITEM RESOURCES</b>	<b>ACTUAL FY 21-22</b>	<b>ACTUAL FY 22-23</b>	<b>ADOPTED FY 23-24</b>	<b>ADOPTED FY 24-25</b>
61000	Salaries Regular	985,944	703,727	501,660	560,430
61010	Salaries Cash Out/Separation	0	2,218	0	0
61020	Salaries Part-Time	42,614	54,736	55,150	58,850
61040	Salaries Overtime	41,212	22,584	15,450	15,450
61100	Retirement-Employer Normal Cost	87,079	59,806	58,200	62,970
61110	Part-Time Retirement	1,366	1,093	820	850
61120	Medicare Insurance	15,108	11,495	7,740	8,670
61130	Health Insurance	130,216	107,092	96,480	107,040
61170	Retiree Health Benefits	33,360	8,829	0	7,810
61180	Worker Compensation Insurance	98,870	61,339	83,960	62,120
	<b>SUBTOTAL SALARIES &amp; BENEFITS</b>	<b>1,435,770</b>	<b>1,032,919</b>	<b>819,460</b>	<b>884,190</b>
62120	Training, Transportation, Meetings	5,067	604	3,000	3,000
62140	Membership, Subscription & Dues	0	0	200	0
62300	Contract Services-Professional	6,655	329	2,500	2,700
	<b>SUBTOTAL CONTRACTUALS</b>	<b>11,722</b>	<b>932</b>	<b>5,700</b>	<b>5,700</b>
63001	Miscellaneous Operating Expenses	1,286	5,592	1,800	1,700
	<b>SUBTOTAL COMMODITIES</b>	<b>1,286</b>	<b>5,592</b>	<b>1,800</b>	<b>1,700</b>
65040	IT Maintenance Charge	74,850	55,770	51,200	35,620
65100	Insurance Charges	75,800	46,906	61,280	51,220
65105	Benefits Overhead	3,840	7,938	10,670	7,540
	<b>SUBTOTAL FIXED CHARGES</b>	<b>154,490</b>	<b>110,615</b>	<b>123,150</b>	<b>94,380</b>
66511	Computer Software Subscriptions	0	0	0	100
	<b>SUBTOTAL CAPITAL</b>	<b>0</b>	<b>0</b>	<b>0</b>	<b>100</b>
	<b>TOTAL</b>	<b>1,603,267</b>	<b>1,150,058</b>	<b>950,110</b>	<b>986,070</b>

<b>GENERAL FUND</b>					
<b>POLICE DEPARTMENT</b>				<b>ACCOUNTING UNIT</b>	
<b>JAIL OPERATIONS</b>				<b>01114475</b>	
<b>Account Code</b>	<b>LINE ITEM RESOURCES</b>	<b>ACTUAL FY 21-22</b>	<b>ACTUAL FY 22-23</b>	<b>ADOPTED FY 23-24</b>	<b>ADOPTED FY 24-25</b>
61000	Salaries Regular	8,318,515	8,017,639	9,344,400	10,147,510
61010	Salaries Cash Out/Separation	15,406	19,925	0	0
61020	Salaries Part-Time	143,122	209,505	303,420	319,430
61040	Salaries Overtime	928,309	1,058,786	575,530	575,530
61100	Retirement-Employer Normal Cost	503,702	466,100	728,270	828,170
61110	Part-Time Retirement	4,373	6,877	10,350	10,970
61120	Medicare Insurance	135,476	132,624	134,380	146,920
61130	Health Insurance	1,536,250	1,491,999	1,882,200	1,832,040
61170	Retiree Health Benefits	294,579	141,205	12,410	187,110
61180	Worker Compensation Insurance	767,590	690,597	690,710	673,810
	<b>SUBTOTAL SALARIES &amp; BENEFITS</b>	<b>12,647,323</b>	<b>12,235,258</b>	<b>13,681,670</b>	<b>14,721,490</b>
62000	Utilities	0	6,328	6,230	6,730
62010	Communications	375	0	1,530	0
62120	Training, Transportation, Meetings	6,287	640	10,010	10,010
62140	Membership, Subscription & Dues	0	13,447	480	480
62200	Advertising	0	1,580	5,000	1,000
62300	Contract Services-Professional	4,512,913	4,850,902	5,760,310	5,780,850
	<b>SUBTOTAL CONTRACTUALS</b>	<b>4,519,575</b>	<b>4,872,897</b>	<b>5,783,560</b>	<b>5,799,070</b>
63001	Miscellaneous Operating Expenses	343,572	338,570	329,500	314,000
63300	Gas & Diesel	13,731	18,631	15,000	15,000
	<b>SUBTOTAL COMMODITIES</b>	<b>357,303</b>	<b>357,201</b>	<b>344,500</b>	<b>329,000</b>
65010	Rental City Equipment	24,360	26,808	23,780	25,660
65011	Equipment Replacement Charges	24,299	6,372	13,890	13,900
65012	Accident Repair & Replacement	3,648	3,648	3,240	7,100
65040	IT Maintenance Charge	558,490	546,580	557,470	575,890
65100	Insurance Charges	588,500	528,104	504,140	555,540
65105	Benefits Overhead	31,120	89,371	87,740	81,800
65210	Delivery Charges	2,150	0	0	0
	<b>SUBTOTAL FIXED CHARGES</b>	<b>1,232,567</b>	<b>1,200,883</b>	<b>1,190,260</b>	<b>1,259,890</b>
66511	Computer Software Subscriptions	0	388	600	590
	<b>SUBTOTAL CAPITAL</b>	<b>0</b>	<b>388</b>	<b>600</b>	<b>590</b>
	<b>TOTAL</b>	<b>18,756,769</b>	<b>18,666,627</b>	<b>21,000,590</b>	<b>22,110,040</b>

<b>GENERAL FUND</b>					
<b>POLICE DEPARTMENT</b>				<b>ACCOUNTING UNIT</b>	
<b>REGIONAL NARCOTIC SUPPRESSION</b>				<b>01114480</b>	
<b>Account Code</b>	<b>LINE ITEM RESOURCES</b>	<b>ACTUAL FY 21-22</b>	<b>ACTUAL FY 22-23</b>	<b>ADOPTED FY 23-24</b>	<b>ADOPTED FY 24-25</b>
61000	Salaries Regular	0	160,004	160,380	178,610
61040	Salaries Overtime	31,095	68,639	9,400	9,400
61100	Retirement-Employer Normal Cost	0	16,123	18,970	19,600
61120	Medicare Insurance	0	3,265	2,260	2,490
61130	Health Insurance	0	18,944	21,840	18,960
61170	Retiree Health Benefits	0	2,871	0	3,150
61180	Worker Compensation Insurance	26,850	13,600	0	13,100
	<b>SUBTOTAL SALARIES &amp; BENEFITS</b>	<b>57,945</b>	<b>283,446</b>	<b>212,850</b>	<b>245,310</b>
62300	Contract Services-Professional	0	0	3,500	3,500
	<b>SUBTOTAL CONTRACTUALS</b>	<b>0</b>	<b>0</b>	<b>3,500</b>	<b>3,500</b>
63001	Miscellaneous Operating Expenses	17,902	0	5,000	5,000
	<b>SUBTOTAL COMMODITIES</b>	<b>17,902</b>	<b>0</b>	<b>5,000</b>	<b>5,000</b>
65040	IT Maintenance Charge	5,760	5,580	0	5,940
65100	Insurance Charges	20,590	10,400	0	10,800
65105	Benefits Overhead	300	1,760	0	1,590
65210	Delivery Charges	230	0	0	0
	<b>SUBTOTAL FIXED CHARGES</b>	<b>26,880</b>	<b>17,740</b>	<b>0</b>	<b>18,330</b>
	<b>TOTAL</b>	<b>102,726</b>	<b>301,186</b>	<b>221,350</b>	<b>272,140</b>

<b>GENERAL FUND</b>					
<b>POLICE DEPARTMENT</b>					<b>ACCOUNTING UNIT</b>
<b>HOMELAND SECURITY &amp; EMERGENCY MANAGEMENT</b>					<b>01114485</b>
<b>Account Code</b>	<b>LINE ITEM RESOURCES</b>	<b>ACTUAL FY 21-22</b>	<b>ACTUAL FY 22-23</b>	<b>ADOPTED FY 23-24</b>	<b>ADOPTED FY 24-25</b>
61000	Salaries Regular	181,753	152,312	150,580	164,020
61020	Salaries Part-Time	2,423	4,944	0	16,360
61040	Salaries Overtime	1,692	1,018	2,000	2,000
61100	Retirement-Employer Normal Cost	9,984	5,095	6,460	6,520
61110	Part-Time Retirement	91	185	0	610
61120	Medicare Insurance	2,713	2,292	2,060	2,480
61130	Health Insurance	28,676	19,733	15,600	18,960
61170	Retiree Health Benefits	5,268	2,634	0	2,860
61180	Worker Compensation Insurance	9,900	13,026	15,040	12,880
	<b>SUBTOTAL SALARIES &amp; BENEFITS</b>	<b>242,501</b>	<b>201,241</b>	<b>191,740</b>	<b>226,690</b>
62120	Training, Transportation, Meetings	3,332	199	1,800	1,800
62140	Membership, Subscription & Dues	0	0	300	300
62300	Contract Services-Professional	12,819	9,273	7,420	7,420
62322	Maintenance & Repair Machinery	0	0	1,000	1,000
62600	Parking Validation	0	60	0	0
	<b>SUBTOTAL CONTRACTUALS</b>	<b>16,150</b>	<b>9,532</b>	<b>10,520</b>	<b>10,520</b>
63001	Miscellaneous Operating Expenses	187	8,647	100	100
63300	Gas & Diesel	2,100	7,160	400	400
	<b>SUBTOTAL COMMODITIES</b>	<b>2,287</b>	<b>15,807</b>	<b>500</b>	<b>500</b>
65010	Rental City Equipment	32,640	35,904	21,090	22,760
65012	Accident Repair & Replacement	3,648	3,936	1,430	3,140
65040	IT Maintenance Charge	5,760	5,580	5,690	5,940
65100	Insurance Charges	7,590	9,961	10,970	10,620
65105	Benefits Overhead	330	1,686	1,910	1,560
65210	Delivery Charges	50	0	0	0
	<b>SUBTOTAL FIXED CHARGES</b>	<b>50,018</b>	<b>57,067</b>	<b>41,090</b>	<b>44,020</b>
66511	Computer Software Subscriptions	0	158	0	0
	<b>SUBTOTAL CAPITAL</b>	<b>0</b>	<b>158</b>	<b>0</b>	<b>0</b>
68000	Transfer to Fund 404 (Police Bldg/Ross Annex Debt)	5,170	5,150	5,130	5,140
	<b>SUBTOTAL TRANSFERS</b>	<b>5,170</b>	<b>5,150</b>	<b>5,130</b>	<b>5,140</b>
	<b>TOTAL</b>	<b>316,126</b>	<b>288,954</b>	<b>248,980</b>	<b>286,870</b>



<b>GENERAL FUND</b>					
<b>POLICE DEPARTMENT</b>					<b>ACCOUNTING UNIT</b>
<b>TOBACCO RETAIL LICENSE PRG</b>					<b>01114490</b>
<b>Account Code</b>	<b>LINE ITEM RESOURCES</b>	<b>ACTUAL FY 21-22</b>	<b>ACTUAL FY 22-23</b>	<b>ADOPTED FY 23-24</b>	<b>ADOPTED FY 24-25</b>
61000	Salaries Regular	16,091	511	94,380	109,310
61040	Salaries Overtime	53,126	40,173	55,000	55,000
61100	Retirement-Employer Normal Cost	636	113	11,520	13,030
61120	Medicare Insurance	236	12	1,330	1,550
61130	Health Insurance	3,947	79	15,600	18,960
61170	Retiree Health Benefits	0	0	0	2,130
61180	Worker Compensation Insurance	7,510	43	1,320	40
	<b>SUBTOTAL SALARIES &amp; BENEFITS</b>	<b>81,546</b>	<b>40,931</b>	<b>179,150</b>	<b>200,020</b>
62120	Training, Transportation, Meetings	0	0	1,000	1,000
62300	Contract Services-Professional	230	0	0	0
	<b>SUBTOTAL CONTRACTUALS</b>	<b>230</b>	<b>0</b>	<b>1,000</b>	<b>1,000</b>
63001	Miscellaneous Operating Expenses	0	0	500	400
	<b>SUBTOTAL COMMODITIES</b>	<b>0</b>	<b>0</b>	<b>500</b>	<b>400</b>
65040	IT Maintenance Charge	5,760	5,580	5,690	5,940
65100	Insurance Charges	5,760	33	960	30
65105	Benefits Overhead	330	6	170	10
65210	Delivery Charges	30	0	0	0
	<b>SUBTOTAL FIXED CHARGES</b>	<b>11,880</b>	<b>5,619</b>	<b>6,820</b>	<b>5,980</b>
66511	Computer Software Subscriptions	0	0	0	100
	<b>SUBTOTAL CAPITAL</b>	<b>0</b>	<b>0</b>	<b>0</b>	<b>100</b>
	<b>TOTAL</b>	<b>93,656</b>	<b>46,550</b>	<b>187,470</b>	<b>207,500</b>

<b>CANNABIS PUBLIC BENEFIT DEPARTMENT RESOURCE SUMMARY POLICE DEPARTMENT</b>				
<b>ACTIVITIES</b>	<b>ACTUAL FY 21-22</b>	<b>ACTUAL FY 22-23</b>	<b>ADOPTED FY 23-24</b>	<b>ADOPTED FY 24-25</b>
<b>EXPENDITURES</b>				
01214010 POLICE ENFORCEMENT SERVICES	1,608,510	3,086,116	3,520,900	3,341,030
TOTAL EXPENDITURES	1,608,510	3,086,116	3,520,900	3,341,030
<b>OPERATING EXPENSES</b>	<b>ACTUAL FY 21-22</b>	<b>ACTUAL FY 22-23</b>	<b>ADOPTED FY 23-24</b>	<b>ADOPTED FY 24-25</b>
61000 SALARIES & BENEFITS	1,457,524	1,506,200	1,993,710	1,713,770
62000 CONTRACTUALS	92,742	275,245	317,280	399,690
63000 COMMODITIES	55,749	176,343	74,200	74,200
65000 FIXED CHARGES	2,495	105,973	106,560	117,770
66000 CAPITAL	0	1,022,356	1,029,150	1,035,600
<b>TOTAL</b>	<b>1,608,510</b>	<b>3,086,116</b>	<b>3,520,900</b>	<b>3,341,030</b>

<b>CANNABIS PUBLIC BENEFIT</b>					
<b>POLICE DEPARTMENT</b>				<b>ACCOUNTING UNIT</b>	
<b>POLICE ENFORCEMENT SERVICES</b>				<b>01214010</b>	
<b>Account Code</b>	<b>LINE ITEM RESOURCES</b>	<b>ACTUAL FY 21-22</b>	<b>ACTUAL FY 22-23</b>	<b>ADOPTED FY 23-24</b>	<b>ADOPTED FY 24-25</b>
61000	Salaries Regular	954,096	983,714	1,067,090	1,133,240
61040	Salaries Overtime	153,012	169,698	552,620	163,760
61100	Retirement-Employer Normal Cost	118,865	125,226	163,060	167,510
61120	Medicare Insurance	18,314	18,882	14,500	15,610
61130	Health Insurance	110,390	112,497	118,560	132,720
61170	Retiree Health Benefits	29,108	15,083	0	20,360
61180	Worker Compensation Insurance	73,740	81,100	77,880	80,570
	<b>SUBTOTAL SALARIES &amp; BENEFITS</b>	<b>1,457,524</b>	<b>1,506,200</b>	<b>1,993,710</b>	<b>1,713,770</b>
62000	Utilities	437	14,411	13,260	15,000
62120	Training, Transportation, Meetings	8,165	51,911	60,000	60,000
62140	Membership, Subscription & Dues	0	5,621	6,620	1,290
62300	Contract Services-Professional	84,079	73,232	105,000	105,000
62322	Maintenance & Repair Machinery	60	0	0	0
62500	Rent Payments	0	130,070	132,400	218,400
	<b>SUBTOTAL CONTRACTUALS</b>	<b>92,742</b>	<b>275,245</b>	<b>317,280</b>	<b>399,690</b>
63001	Miscellaneous Operating Expenses	43,669	176,343	59,200	59,200
63300	Gas & Diesel	12,081	0	15,000	15,000
	<b>SUBTOTAL COMMODITIES</b>	<b>55,749</b>	<b>176,343</b>	<b>74,200</b>	<b>74,200</b>
65040	IT Maintenance Charge	0	33,460	39,820	41,560
65100	Insurance Charges	295	62,017	56,850	66,430
65105	Benefits Overhead	2,040	10,495	9,890	9,780
65210	Delivery Charges	160	0	0	0
	<b>SUBTOTAL FIXED CHARGES</b>	<b>2,495</b>	<b>105,973</b>	<b>106,560</b>	<b>117,770</b>
66511	Computer Software Subscriptions	0	1,022,356	1,029,150	1,035,600
	<b>SUBTOTAL CAPITAL</b>	<b>0</b>	<b>1,022,356</b>	<b>1,029,150</b>	<b>1,035,600</b>
	<b>TOTAL</b>	<b>1,608,510</b>	<b>3,086,116</b>	<b>3,520,900</b>	<b>3,341,030</b>

<b>OTS-TRAFFIC OFFENDER PROGRAM DEPARTMENT RESOURCE SUMMARY POLICE DEPARTMENT</b>				
<b>ACTIVITIES</b>	<b>ACTUAL FY 21-22</b>	<b>ACTUAL FY 22-23</b>	<b>ADOPTED FY 23-24</b>	<b>ADOPTED FY 24-25</b>
<b>REVENUES</b>				
57490 Traffic Offender-Program Income	16,062	12,900	14,000	13,000
58000 Earning On Investments	282	274	200	280
TOTAL REVENUES	16,344	13,174	14,200	13,280
<b>EXPENDITURES</b>				
02014405 SAPD TRAFFIC OFFENDER PGM	21,524	19,340	14,200	35,000
TOTAL EXPENDITURES	21,524	19,340	14,200	35,000
<b>OPERATING EXPENSES</b>	<b>ACTUAL FY 21-22</b>	<b>ACTUAL FY 22-23</b>	<b>ADOPTED FY 23-24</b>	<b>ADOPTED FY 24-25</b>
61000 SALARIES & BENEFITS	403	0	0	0
62000 CONTRACTUALS	19,068	14,806	6,250	13,000
63000 COMMODITIES	2,053	4,534	7,950	20,000
66000 CAPITAL	0	0	0	2,000
<b>TOTAL</b>	<b>21,524</b>	<b>19,340</b>	<b>14,200</b>	<b>35,000</b>

<b>OTS-TRAFFIC OFFENDER PROGRAM</b>				
<b>POLICE DEPARTMENT</b>				<b>ACCOUNTING UNIT</b>
<b>MISCELLENOUS REVENUE</b>				<b>02014002</b>
<b>Account Code</b>	<b>LINE ITEM RESOURCES</b>	<b>ACTUAL FY 21-22</b>	<b>ACTUAL FY 22-23</b>	<b>ADOPTED FY 23-24</b>
57490	Traffic Offender-Program Income	16,062	12,900	14,000
58000	Earning On Investments	282	274	200
	<b>SUBTOTAL REVENUES</b>	<b>16,344</b>	<b>13,174</b>	<b>14,200</b>
	<b>TOTAL</b>	<b>16,344</b>	<b>13,174</b>	<b>14,200</b>

<b>OTS-TRAFFIC OFFENDER PROGRAM</b>					
<b>POLICE DEPARTMENT</b>				<b>ACCOUNTING UNIT</b>	
<b>SAPD TRAFFIC OFFENDER PGM</b>				<b>02014405</b>	
<b>Account Code</b>	<b>LINE ITEM RESOURCES</b>	<b>ACTUAL FY 21-22</b>	<b>ACTUAL FY 22-23</b>	<b>ADOPTED FY 23-24</b>	<b>ADOPTED FY 24-25</b>
61040	Salaries Overtime	403	0	0	0
	<b>SUBTOTAL SALARIES &amp; BENEFITS</b>	<b>403</b>	<b>0</b>	<b>0</b>	<b>0</b>
62140	Membership, Subscription & Dues	0	0	1,250	0
62300	Contract Services-Professional	19,068	14,806	5,000	13,000
	<b>SUBTOTAL CONTRACTUALS</b>	<b>19,068</b>	<b>14,806</b>	<b>6,250</b>	<b>13,000</b>
63001	Miscellaneous Operating Expenses	2,053	4,534	7,950	20,000
	<b>SUBTOTAL COMMODITIES</b>	<b>2,053</b>	<b>4,534</b>	<b>7,950</b>	<b>20,000</b>
66511	Computer Software Subscriptions	0	0	0	2,000
	<b>SUBTOTAL CAPITAL</b>	<b>0</b>	<b>0</b>	<b>0</b>	<b>2,000</b>
	<b>TOTAL</b>	<b>21,524</b>	<b>19,340</b>	<b>14,200</b>	<b>35,000</b>

<b>INMATE WELFARE FUND DEPARTMENT RESOURCE SUMMARY POLICE DEPARTMENT</b>				
<b>ACTIVITIES</b>	<b>ACTUAL FY 21-22</b>	<b>ACTUAL FY 22-23</b>	<b>ADOPTED FY 23-24</b>	<b>ADOPTED FY 24-25</b>
REVENUES				
57403    Inmate Recovery	527,725	513,854	400,000	525,000
58000    Earning On Investments	12,954	19,473	10,000	20,000
TOTAL REVENUES	540,679	533,328	410,000	545,000
EXPENDITURES				
02314475  INMATE WELFARE FUND	260,591	187,692	1,284,700	1,456,500
TOTAL EXPENDITURES	260,591	187,692	1,284,700	1,456,500
<b>OPERATING EXPENSES</b>	<b>ACTUAL FY 21-22</b>	<b>ACTUAL FY 22-23</b>	<b>ADOPTED FY 23-24</b>	<b>ADOPTED FY 24-25</b>
62000    CONTRACTUALS	117,122	123,911	173,700	191,500
63000    COMMODITIES	143,468	63,782	111,000	265,000
66000    CAPITAL	0	0	1,000,000	1,000,000
<b>TOTAL</b>	<b>260,591</b>	<b>187,692</b>	<b>1,284,700</b>	<b>1,456,500</b>

<b>INMATE WELFARE FUND</b>				
<b>POLICE DEPARTMENT</b>				<b>ACCOUNTING UNIT</b>
<b>INMATE WELFARE FUND</b>				<b>02314002</b>
<b>Account Code</b>	<b>LINE ITEM RESOURCES</b>	<b>ACTUAL FY 21-22</b>	<b>ACTUAL FY 22-23</b>	<b>ADOPTED FY 23-24</b>
57403	Inmate Recovery	527,725	513,854	400,000
58000	Earning On Investments	12,954	19,473	10,000
	<b>SUBTOTAL REVENUES</b>	<b>540,679</b>	<b>533,328</b>	<b>410,000</b>
	<b>TOTAL</b>	<b>540,679</b>	<b>533,328</b>	<b>410,000</b>



<b>INMATE WELFARE FUND</b>					
<b>POLICE DEPARTMENT</b>					<b>ACCOUNTING UNIT</b>
<b>INMATE WELFARE FUND</b>					<b>02314475</b>
<b>Account Code</b>	<b>LINE ITEM RESOURCES</b>	<b>ACTUAL FY 21-22</b>	<b>ACTUAL FY 22-23</b>	<b>ADOPTED FY 23-24</b>	<b>ADOPTED FY 24-25</b>
62000	Utilities	0	1,190	2,200	2,500
62140	Membership, Subscription & Dues	0	2,562	500	3,000
62300	Contract Services-Professional	108,786	105,057	161,000	166,000
62600	Parking Validation	8,336	15,102	10,000	20,000
	<b>SUBTOTAL CONTRACTUALS</b>	<b>117,122</b>	<b>123,911</b>	<b>173,700</b>	<b>191,500</b>
63001	Miscellaneous Operating Expenses	143,468	63,782	111,000	265,000
	<b>SUBTOTAL COMMODITIES</b>	<b>143,468</b>	<b>63,782</b>	<b>111,000</b>	<b>265,000</b>
66220	Improvements Other Than Building	0	0	1,000,000	1,000,000
	<b>SUBTOTAL CAPITAL</b>	<b>0</b>	<b>0</b>	<b>1,000,000</b>	<b>1,000,000</b>
	<b>TOTAL</b>	<b>260,591</b>	<b>187,692</b>	<b>1,284,700</b>	<b>1,456,500</b>

POLICE ACTIVITIES & PROGRAMS DEPARTMENT RESOURCE SUMMARY POLICE DEPARTMENT				
ACTIVITIES	ACTUAL FY 21-22	ACTUAL FY 22-23	ADOPTED FY 23-24	ADOPTED FY 24-25
<b>REVENUES</b>				
50504 STC Reimbursement	0	41,590	55,620	55,620
53309 Concession-Vending Machines	0	625	1,500	1,500
57010 Miscellaneous Recoveries	10,000	0	0	0
57081 Gifts & Donations	7,625	43,068	8,000	10,000
57400 Police OT Reimbursement	517,525	597,238	700,000	700,000
<b>TOTAL REVENUES</b>	<b>535,150</b>	<b>682,521</b>	<b>765,120</b>	<b>767,120</b>
<b>EXPENDITURES</b>				
02414400 POLICE SPECIAL REV - GENERAL	654,503	680,678	700,000	700,000
02414401 PD SPECIAL REV - STC PROGRAM	0	0	55,620	55,620
02414404 Explorer Program	0	7,123	20,000	22,000
02414405 PD ATHLETIC ACTIVITIES LEAGUE	0	0	20,000	0
02414410 POLICE SPECIAL REVENUE	596	721	6,500	5,000
<b>TOTAL EXPENDITURES</b>	<b>655,099</b>	<b>688,522</b>	<b>802,120</b>	<b>782,620</b>
OPERATING EXPENSES	ACTUAL FY 21-22	ACTUAL FY 22-23	ADOPTED FY 23-24	ADOPTED FY 24-25
61000 SALARIES & BENEFITS	586,935	679,192	725,000	725,000
62000 CONTRACTUALS	6,634	1,986	49,120	39,620
63000 COMMODITIES	0	7,344	28,000	18,000
65000 FIXED CHARGES	61,529	0	0	0
<b>TOTAL</b>	<b>655,099</b>	<b>688,522</b>	<b>802,120</b>	<b>782,620</b>

POLICE ACTIVITIES & PROGRAMS					
POLICE DEPARTMENT				ACCOUNTING UNIT	
PD SPECIAL REV - STC PROGRAM				02414401	
Account Code	LINE ITEM RESOURCES	ACTUAL FY 21-22	ACTUAL FY 22-23	ADOPTED FY 23-24	ADOPTED FY 24-25
61040	Salaries Overtime	0	0	25,000	25,000
	<b>SUBTOTAL SALARIES &amp; BENEFITS</b>	<b>0</b>	<b>0</b>	<b>25,000</b>	<b>25,000</b>
62120	Training, Transportation, Meetings	0	0	24,670	24,320
62140	Membership, Subscription & Dues	0	0	5,950	6,300
	<b>SUBTOTAL CONTRACTUALS</b>	<b>0</b>	<b>0</b>	<b>30,620</b>	<b>30,620</b>
	<b>TOTAL</b>	<b>0</b>	<b>0</b>	<b>55,620</b>	<b>55,620</b>

<b>POLICE ACTIVITIES &amp; PROGRAMS</b>					
<b>POLICE DEPARTMENT</b>					<b>ACCOUNTING UNIT</b>
<b>Explorer Program</b>					<b>02414404</b>
<b>Account Code</b>	<b>LINE ITEM RESOURCES</b>	<b>ACTUAL FY 21-22</b>	<b>ACTUAL FY 22-23</b>	<b>ADOPTED FY 23-24</b>	<b>ADOPTED FY 24-25</b>
62120	Training, Transportation, Meetings	0	500	2,000	4,000
	<b>SUBTOTAL CONTRACTUALS</b>	<b>0</b>	<b>500</b>	<b>2,000</b>	<b>4,000</b>
63001	Miscellaneous Operating Expenses	0	6,623	18,000	18,000
	<b>SUBTOTAL COMMODITIES</b>	<b>0</b>	<b>6,623</b>	<b>18,000</b>	<b>18,000</b>
	<b>TOTAL</b>	<b>0</b>	<b>7,123</b>	<b>20,000</b>	<b>22,000</b>

<b>POLICE ACTIVITIES &amp; PROGRAMS</b>					
<b>POLICE DEPARTMENT</b>					<b>ACCOUNTING UNIT</b>
<b>PD ATHLETIC ACTIVITIES LEAGUE</b>					<b>02414405</b>
<b>Account Code</b>	<b>LINE ITEM RESOURCES</b>	<b>ACTUAL FY 21-22</b>	<b>ACTUAL FY 22-23</b>	<b>ADOPTED FY 23-24</b>	<b>ADOPTED FY 24-25</b>
62300	Contract Services-Professional	0	0	10,000	0
	<b>SUBTOTAL CONTRACTUALS</b>	<b>0</b>	<b>0</b>	<b>10,000</b>	<b>0</b>
63001	Miscellaneous Operating Expenses	0	0	10,000	0
	<b>SUBTOTAL COMMODITIES</b>	<b>0</b>	<b>0</b>	<b>10,000</b>	<b>0</b>
	<b>TOTAL</b>	<b>0</b>	<b>0</b>	<b>20,000</b>	<b>0</b>

<b>POLICE ACTIVITIES &amp; PROGRAMS</b>					
<b>POLICE DEPARTMENT</b>					<b>ACCOUNTING UNIT</b>
<b>POLICE SPECIAL REV - GENERAL</b>					<b>02414002</b>
<b>Account Code</b>	<b>LINE ITEM RESOURCES</b>	<b>ACTUAL FY 21-22</b>	<b>ACTUAL FY 22-23</b>	<b>ADOPTED FY 23-24</b>	<b>ADOPTED FY 24-25</b>
50504	STC Reimbursement	0	41,590	55,620	55,620
53309	Concession-Vending Machines	0	625	1,500	1,500
57010	Miscellaneous Recoveries	10,000	0	0	0
57081	Gifts & Donations	7,625	43,068	8,000	10,000
57400	Police OT Reimbursement	517,525	597,238	700,000	700,000
	<b>SUBTOTAL REVENUES</b>	<b>535,150</b>	<b>682,521</b>	<b>765,120</b>	<b>767,120</b>
	<b>TOTAL</b>	<b>535,150</b>	<b>682,521</b>	<b>765,120</b>	<b>767,120</b>

<b>POLICE ACTIVITIES &amp; PROGRAMS</b>					
<b>POLICE DEPARTMENT</b>					<b>ACCOUNTING UNIT</b>
<b>POLICE SPECIAL REV - GENERAL</b>					<b>02414400</b>
<b>Account Code</b>	<b>LINE ITEM RESOURCES</b>	<b>ACTUAL FY 21-22</b>	<b>ACTUAL FY 22-23</b>	<b>ADOPTED FY 23-24</b>	<b>ADOPTED FY 24-25</b>
61040	Salaries Overtime	586,339	679,192	700,000	700,000
	<b>SUBTOTAL SALARIES &amp; BENEFITS</b>	<b>586,339</b>	<b>679,192</b>	<b>700,000</b>	<b>700,000</b>
62120	Training, Transportation, Meetings	6,634	0	0	0
62300	Contract Services-Professional	0	1,486	0	0
	<b>SUBTOTAL CONTRACTUALS</b>	<b>6,634</b>	<b>1,486</b>	<b>0</b>	<b>0</b>
65400	Indirect Costs	61,529	0	0	0
	<b>SUBTOTAL FIXED CHARGES</b>	<b>61,529</b>	<b>0</b>	<b>0</b>	<b>0</b>
	<b>TOTAL</b>	<b>654,503</b>	<b>680,678</b>	<b>700,000</b>	<b>700,000</b>

<b>POLICE ACTIVITIES &amp; PROGRAMS</b>					
<b>POLICE DEPARTMENT</b>					<b>ACCOUNTING UNIT</b>
<b>POLICE SPECIAL REVENUE</b>					<b>02414410</b>
<b>Account Code</b>	<b>LINE ITEM RESOURCES</b>	<b>ACTUAL FY 21-22</b>	<b>ACTUAL FY 22-23</b>	<b>ADOPTED FY 23-24</b>	<b>ADOPTED FY 24-25</b>
61040	Salaries Overtime	596	0	0	0
	<b>SUBTOTAL SALARIES &amp; BENEFITS</b>	<b>596</b>	<b>0</b>	<b>0</b>	<b>0</b>
62300	Contract Services-Professional	0	0	6,500	5,000
	<b>SUBTOTAL CONTRACTUALS</b>	<b>0</b>	<b>0</b>	<b>6,500</b>	<b>5,000</b>
63001	Miscellaneous Operating Expenses	0	721	0	0
	<b>SUBTOTAL COMMODITIES</b>	<b>0</b>	<b>721</b>	<b>0</b>	<b>0</b>
	<b>TOTAL</b>	<b>596</b>	<b>721</b>	<b>6,500</b>	<b>5,000</b>



<b>CRIMINAL ACTIVITIES FUND</b> <b>DEPARTMENT RESOURCE SUMMARY</b> <b>POLICE DEPARTMENT</b>				
ACTIVITIES	ACTUAL FY 21-22	ACTUAL FY 22-23	ADOPTED FY 23-24	ADOPTED FY 24-25
REVENUES				
57407 Evidence Recovery/State	7,630	53,680	0	0
57408 Evidence Recovery/State 15%	1,159	9,473	0	0
58000 Earning On Investments	560	831	0	0
TOTAL REVENUES	9,348	63,984	0	0
EXPENDITURES				
02614445 CRIMINAL ACTIVITIES FUND	0	45,235	0	0
TOTAL EXPENDITURES	0	45,235	0	0
OPERATING EXPENSES	ACTUAL FY 21-22	ACTUAL FY 22-23	ADOPTED FY 23-24	ADOPTED FY 24-25
63000 COMMODITIES	0	45,235	0	0
<b>TOTAL</b>	<b>0</b>	<b>45,235</b>	<b>0</b>	<b>0</b>

<b>CRIMINAL ACTIVITIES FUND</b>					
<b>POLICE DEPARTMENT</b>				<b>ACCOUNTING UNIT</b>	
<b>CRIMINAL ACTIVITIES-STATE</b>				<b>02614002</b>	
<b>Account Code</b>	<b>LINE ITEM RESOURCES</b>	<b>ACTUAL FY 21-22</b>	<b>ACTUAL FY 22-23</b>	<b>ADOPTED FY 23-24</b>	<b>ADOPTED FY 24-25</b>
57407	Evidence Recovery/State	7,630	53,680	0	0
57408	Evidence Recovery/State 15%	1,159	9,473	0	0
58000	Earning On Investments	560	831	0	0
	<b>SUBTOTAL REVENUES</b>	<b>9,348</b>	<b>63,984</b>	<b>0</b>	<b>0</b>
	<b>TOTAL</b>	<b>9,348</b>	<b>63,984</b>	<b>0</b>	<b>0</b>

<b>CRIMINAL ACTIVITIES FUND</b>					
<b>POLICE DEPARTMENT</b>					<b>ACCOUNTING UNIT</b>
<b>CRIMINAL ACTIVITIES FUND</b>					<b>02614445</b>
<b>Account Code</b>	<b>LINE ITEM RESOURCES</b>	<b>ACTUAL FY 21-22</b>	<b>ACTUAL FY 22-23</b>	<b>ADOPTED FY 23-24</b>	<b>ADOPTED FY 24-25</b>
63001	Miscellaneous Operating Expenses	0	45,235	0	0
	<b>SUBTOTAL COMMODITIES</b>	<b>0</b>	<b>45,235</b>	<b>0</b>	<b>0</b>
	<b>TOTAL</b>	<b>0</b>	<b>45,235</b>	<b>0</b>	<b>0</b>

<b>CITY SERVICES DEPARTMENT RESOURCE SUMMARY POLICE DEPARTMENT</b>				
<b>ACTIVITIES</b>	<b>ACTUAL FY 21-22</b>	<b>ACTUAL FY 22-23</b>	<b>ADOPTED FY 23-24</b>	<b>ADOPTED FY 24-25</b>
<b>REVENUES</b>				
53425 PD - Reward Program	0	0	174,590	174,590
57010 Miscellaneous Recoveries	0	0	50,000	50,000
57483 PD - Bequest of Mary Muth-COSA Homeless Prgm	0	0	26,920	26,920
<b>TOTAL REVENUES</b>	<b>0</b>	<b>0</b>	<b>251,510</b>	<b>251,510</b>
<b>EXPENDITURES</b>				
05314021 POLICE SERVICES	794,540	1,000	251,510	251,510
<b>TOTAL EXPENDITURES</b>	<b>794,540</b>	<b>1,000</b>	<b>251,510</b>	<b>251,510</b>
<b>OPERATING EXPENSES</b>	<b>ACTUAL FY 21-22</b>	<b>ACTUAL FY 22-23</b>	<b>ADOPTED FY 23-24</b>	<b>ADOPTED FY 24-25</b>
62000 CONTRACTUALS	125,064	1,000	201,510	201,510
63000 COMMODITIES	4,996	0	0	0
66000 CAPITAL	538,079	0	0	0
67000 DEBT SERVICE	126,400	0	0	0
69000 MISCELLANEOUS	0	0	50,000	50,000
<b>TOTAL</b>	<b>794,540</b>	<b>1,000</b>	<b>251,510</b>	<b>251,510</b>

<b>CITY SERVICES</b>				
<b>POLICE DEPARTMENT</b>				<b>ACCOUNTING UNIT</b>
<b>POLICE REVENUE</b>				<b>05314002</b>
<b>Account Code</b>	<b>LINE ITEM RESOURCES</b>	<b>ACTUAL FY 21-22</b>	<b>ACTUAL FY 22-23</b>	<b>ADOPTED FY 23-24</b>
53425	PD - Reward Program	0	0	174,590
57010	Miscellaneous Recoveries	0	0	50,000
57483	PD - Bequest of Mary Muth-COSA Homeless Prgm	0	0	26,920
	<b>SUBTOTAL REVENUES</b>	<b>0</b>	<b>0</b>	<b>251,510</b>
	<b>TOTAL</b>	<b>0</b>	<b>0</b>	<b>251,510</b>

<b>CITY SERVICES</b>					
<b>POLICE DEPARTMENT</b>					<b>ACCOUNTING UNIT</b>
<b>POLICE SERVICES</b>					<b>05314021</b>
<b>Account Code</b>	<b>LINE ITEM RESOURCES</b>	<b>ACTUAL FY 21-22</b>	<b>ACTUAL FY 22-23</b>	<b>ADOPTED FY 23-24</b>	<b>ADOPTED FY 24-25</b>
62000	Utilities	5,397	0	0	0
62300	Contract Services-Professional	116,412	0	0	0
62314	Contract Services-Police Rewar	2,000	1,000	174,590	174,590
62317	Contract Services-Bequest of M	1,256	0	26,920	26,920
	<b>SUBTOTAL CONTRACTUALS</b>	<b>125,064</b>	<b>1,000</b>	<b>201,510</b>	<b>201,510</b>
63001	Miscellaneous Operating Expenses	4,996	0	0	0
	<b>SUBTOTAL COMMODITIES</b>	<b>4,996</b>	<b>0</b>	<b>0</b>	<b>0</b>
66400	Machinery & Equipment	42,595	0	0	0
66800	Capital Outlay- Leases	495,484	0	0	0
	<b>SUBTOTAL CAPITAL</b>	<b>538,079</b>	<b>0</b>	<b>0</b>	<b>0</b>
67200	Principal-Leases	124,585	0	0	0
67210	Interest-Leases	1,815	0	0	0
	<b>SUBTOTAL DEBT SERVICE</b>	<b>126,400</b>	<b>0</b>	<b>0</b>	<b>0</b>
69011	Reserve Appropriation	0	0	50,000	50,000
	<b>SUBTOTAL MISCELLANEOUS</b>	<b>0</b>	<b>0</b>	<b>50,000</b>	<b>50,000</b>
	<b>TOTAL</b>	<b>794,540</b>	<b>1,000</b>	<b>251,510</b>	<b>251,510</b>

<b>CIVIC CENTER MAINTENANCE DEPARTMENT RESOURCE SUMMARY POLICE DEPARTMENT</b>				
ACTIVITIES	ACTUAL FY 21-22	ACTUAL FY 22-23	ADOPTED FY 23-24	ADOPTED FY 24-25
EXPENDITURES				
07414400 CIVIC CENTER - SECURITY	1,585,553	1,483,251	1,680,900	0
TOTAL EXPENDITURES	1,585,553	1,483,251	1,680,900	0
OPERATING EXPENSES	ACTUAL FY 21-22	ACTUAL FY 22-23	ADOPTED FY 23-24	ADOPTED FY 24-25
61000 SALARIES & BENEFITS	1,463,454	1,359,596	1,680,900	0
65000 FIXED CHARGES	122,099	123,655	0	0
<b>TOTAL</b>	<b>1,585,553</b>	<b>1,483,251</b>	<b>1,680,900</b>	<b>0</b>

<b>CIVIC CENTER MAINTENANCE</b>					
<b>POLICE DEPARTMENT</b>				<b>ACCOUNTING UNIT</b>	
<b>CIVIC CENTER - SECURITY</b>				<b>07414400</b>	
<b>Account Code</b>	<b>LINE ITEM RESOURCES</b>	<b>ACTUAL FY 21-22</b>	<b>ACTUAL FY 22-23</b>	<b>ADOPTED FY 23-24</b>	<b>ADOPTED FY 24-25</b>
61000	Salaries Regular	975,477	893,408	1,141,670	0
61040	Salaries Overtime	48,562	89,802	92,660	0
61100	Retirement-Employer Normal Cost	178,278	145,738	203,970	0
61120	Medicare Insurance	16,470	16,253	15,550	0
61130	Health Insurance	129,717	121,125	147,420	0
61170	Retiree Health Benefits	42,650	18,304	0	0
61180	Worker Compensation Insurance	72,300	74,965	79,630	0
	<b>SUBTOTAL SALARIES &amp; BENEFITS</b>	<b>1,463,454</b>	<b>1,359,596</b>	<b>1,680,900</b>	<b>0</b>
65105	Benefits Overhead	2,360	9,701	0	0
65400	Indirect Costs	119,739	113,954	0	0
	<b>SUBTOTAL FIXED CHARGES</b>	<b>122,099</b>	<b>123,655</b>	<b>0</b>	<b>0</b>
	<b>TOTAL</b>	<b>1,585,553</b>	<b>1,483,251</b>	<b>1,680,900</b>	<b>0</b>



<b>OPIOID REMEDIATION                      DEPARTMENT RESOURCE SUMMARY                      POLICE DEPARTMENT</b>				
<b>ACTIVITIES</b>	<b>ACTUAL FY 21-22</b>	<b>ACTUAL FY 22-23</b>	<b>ADOPTED FY 23-24</b>	<b>ADOPTED FY 24-25</b>
REVENUES				
57996    Settlements	0	0	600,000	0
58000    Earning On Investments	0	0	1,000	0
TOTAL REVENUES	0	0	601,000	0
EXPENDITURES				
11114400    OPIOID REMEDIATION	0	0	601,000	0
TOTAL EXPENDITURES	0	0	601,000	0
<b>OPERATING EXPENSES</b>	<b>ACTUAL FY 21-22</b>	<b>ACTUAL FY 22-23</b>	<b>ADOPTED FY 23-24</b>	<b>ADOPTED FY 24-25</b>
69000    MISCELLANEOUS	0	0	601,000	0
<b>TOTAL</b>	<b>0</b>	<b>0</b>	<b>601,000</b>	<b>0</b>

OPIOID REMEDIATION				
POLICE DEPARTMENT				ACCOUNTING UNIT
OPIOID REMEDIATION REVENUE - PD				11114002
Account Code	LINE ITEM RESOURCES	ACTUAL FY 21-22	ACTUAL FY 22-23	ADOPTED FY 23-24
57996	Settlements	0	0	600,000
58000	Earning On Investments	0	0	1,000
	<b>SUBTOTAL REVENUES</b>	<b>0</b>	<b>0</b>	<b>601,000</b>
	<b>TOTAL</b>	<b>0</b>	<b>0</b>	<b>601,000</b>

<b>OPIOID REMEDIATION</b>				
<b>POLICE DEPARTMENT</b>				<b>ACCOUNTING UNIT</b>
<b>OPIOID REMEDIATION</b>				<b>11114400</b>
<b>Account Code</b>	<b>LINE ITEM RESOURCES</b>	<b>ACTUAL FY 21-22</b>	<b>ACTUAL FY 22-23</b>	<b>ADOPTED FY 23-24</b>
69011	Reserve Appropriation	0	0	601,000
	<b>SUBTOTAL MISCELLANEOUS</b>	<b>0</b>	<b>0</b>	<b>601,000</b>
	<b>TOTAL</b>	<b>0</b>	<b>0</b>	<b>601,000</b>

<b>OES UASI DEPARTMENT RESOURCE SUMMARY POLICE DEPARTMENT</b>				
<b>ACTIVITIES</b>	<b>ACTUAL FY 21-22</b>	<b>ACTUAL FY 22-23</b>	<b>ADOPTED FY 23-24</b>	<b>ADOPTED FY 24-25</b>
<b>REVENUES</b>				
52001 Federal Grant-Indirect	1,343,843	4,305,975	444,680	521,000
TOTAL REVENUES	1,343,843	4,305,975	444,680	521,000
<b>EXPENDITURES</b>				
12514407 UASI CAL OES SANTA ANA	896,163	3,535,507	460,540	521,020
12514491 UASI CAL OES ANAHEIM	788,778	709,367	0	0
TOTAL EXPENDITURES	1,684,940	4,244,875	460,540	521,020
<b>OPERATING EXPENSES</b>	<b>ACTUAL FY 21-22</b>	<b>ACTUAL FY 22-23</b>	<b>ADOPTED FY 23-24</b>	<b>ADOPTED FY 24-25</b>
61000 SALARIES & BENEFITS	510,507	495,054	460,540	499,040
62000 CONTRACTUALS	907,892	1,139,112	0	0
63000 COMMODITIES	66,781	15,639	0	0
65000 FIXED CHARGES	5,570	34,748	0	21,980
66000 CAPITAL	0	238	0	0
69000 MISCELLANEOUS	194,190	2,560,084	0	0
<b>TOTAL</b>	<b>1,684,940</b>	<b>4,244,875</b>	<b>460,540</b>	<b>521,020</b>

OES UASI					
POLICE DEPARTMENT				ACCOUNTING UNIT	
UASI				12514002	
Account Code	LINE ITEM RESOURCES	ACTUAL FY 21-22	ACTUAL FY 22-23	ADOPTED FY 23-24	ADOPTED FY 24-25
52001	Federal Grant-Indirect	1,343,843	4,305,975	444,680	521,000
	<b>SUBTOTAL REVENUES</b>	<b>1,343,843</b>	<b>4,305,975</b>	<b>444,680</b>	<b>521,000</b>
	<b>TOTAL</b>	<b>1,343,843</b>	<b>4,305,975</b>	<b>444,680</b>	<b>521,000</b>

<b>OES UASI</b>					
<b>POLICE DEPARTMENT</b>					<b>ACCOUNTING UNIT</b>
<b>UASI CAL OES SANTA ANA</b>					<b>12514407</b>
<b>Account Code</b>	<b>LINE ITEM RESOURCES</b>	<b>ACTUAL FY 21-22</b>	<b>ACTUAL FY 22-23</b>	<b>ADOPTED FY 23-24</b>	<b>ADOPTED FY 24-25</b>
61000	Salaries Regular	194,277	152,779	341,670	367,740
61040	Salaries Overtime	101,638	43,188	0	0
61100	Retirement-Employer Normal Cost	29,640	27,688	54,700	58,140
61120	Medicare Insurance	3,352	3,095	4,630	5,200
61130	Health Insurance	22,680	19,316	43,680	37,920
61170	Retiree Health Benefits	9,427	2,586	0	6,810
61180	Worker Compensation Insurance	(4,040)	13,118	15,860	23,230
	<b>SUBTOTAL SALARIES &amp; BENEFITS</b>	<b>356,975</b>	<b>261,769</b>	<b>460,540</b>	<b>499,040</b>
62120	Training, Transportation, Meetings	2,593	42	0	0
62300	Contract Services-Professional	313,152	674,677	0	0
62600	Parking Validation	211	398	0	0
	<b>SUBTOTAL CONTRACTUALS</b>	<b>315,956</b>	<b>675,117</b>	<b>0</b>	<b>0</b>
63001	Miscellaneous Operating Expenses	23,472	31,616	0	0
	<b>SUBTOTAL COMMODITIES</b>	<b>23,472</b>	<b>31,616</b>	<b>0</b>	<b>0</b>
65100	Insurance Charges	4,870	5,161	0	19,160
65105	Benefits Overhead	700	1,523	0	2,820
	<b>SUBTOTAL FIXED CHARGES</b>	<b>5,570</b>	<b>6,684</b>	<b>0</b>	<b>21,980</b>
66511	Computer Software Subscriptions	0	238	0	0
	<b>SUBTOTAL CAPITAL</b>	<b>0</b>	<b>238</b>	<b>0</b>	<b>0</b>
69140	Payments to Districts	194,190	2,560,084	0	0
	<b>SUBTOTAL MISCELLANEOUS</b>	<b>194,190</b>	<b>2,560,084</b>	<b>0</b>	<b>0</b>
	<b>TOTAL</b>	<b>896,163</b>	<b>3,535,507</b>	<b>460,540</b>	<b>521,020</b>

<b>OES UASI</b>					
<b>POLICE DEPARTMENT</b>					<b>ACCOUNTING UNIT</b>
<b>UASI CAL OES ANAHEIM</b>					<b>12514491</b>
<b>Account Code</b>	<b>LINE ITEM RESOURCES</b>	<b>ACTUAL FY 21-22</b>	<b>ACTUAL FY 22-23</b>	<b>ADOPTED FY 23-24</b>	<b>ADOPTED FY 24-25</b>
61000	Salaries Regular	91,723	130,920	0	0
61040	Salaries Overtime	36,062	52,716	0	0
61100	Retirement-Employer Normal Cost	15,703	17,782	0	0
61120	Medicare Insurance	1,600	2,194	0	0
61130	Health Insurance	11,168	14,952	0	0
61170	Retiree Health Benefits	0	3,129	0	0
61180	Worker Compensation Insurance	(2,724)	11,593	0	0
	<b>SUBTOTAL SALARIES &amp; BENEFITS</b>	<b>153,532</b>	<b>233,285</b>	<b>0</b>	<b>0</b>
62120	Training, Transportation, Meetings	0	217	0	0
62300	Contract Services-Professional	591,936	463,779	0	0
	<b>SUBTOTAL CONTRACTUALS</b>	<b>591,936</b>	<b>463,995</b>	<b>0</b>	<b>0</b>
63001	Miscellaneous Operating Expenses	43,309	(15,977)	0	0
	<b>SUBTOTAL COMMODITIES</b>	<b>43,309</b>	<b>(15,977)</b>	<b>0</b>	<b>0</b>
65100	Insurance Charges	0	8,865	0	0
65105	Benefits Overhead	0	1,500	0	0
65400	Indirect Costs	0	17,699	0	0
	<b>SUBTOTAL FIXED CHARGES</b>	<b>0</b>	<b>28,064</b>	<b>0</b>	<b>0</b>
	<b>TOTAL</b>	<b>788,778</b>	<b>709,367</b>	<b>0</b>	<b>0</b>

<b>D.O.J. GRANT FUND DEPARTMENT RESOURCE SUMMARY POLICE DEPARTMENT</b>				
<b>ACTIVITIES</b>	<b>ACTUAL FY 21-22</b>	<b>ACTUAL FY 22-23</b>	<b>ADOPTED FY 23-24</b>	<b>ADOPTED FY 24-25</b>
<b>REVENUES</b>				
52000 Federal Grant-Direct	731,634	447,592	0	0
52001 Federal Grant-Indirect	126,991	0	0	95,000
58000 Earning On Investments	(77)	568	0	0
<b>TOTAL REVENUES</b>	<b>858,548</b>	<b>448,160</b>	<b>0</b>	<b>95,000</b>
<b>EXPENDITURES</b>				
12714406 OVW-Impr Criminal Justice Resp	78,240	3,878	0	95,000
12714409 COPS GRANT HIRING PROGRAM	731,634	418,994	0	0
12714410 BODY WORN CAMERA GRANT	28,598	0	0	0
<b>TOTAL EXPENDITURES</b>	<b>838,472</b>	<b>422,872</b>	<b>0</b>	<b>95,000</b>
<b>OPERATING EXPENSES</b>	<b>ACTUAL FY 21-22</b>	<b>ACTUAL FY 22-23</b>	<b>ADOPTED FY 23-24</b>	<b>ADOPTED FY 24-25</b>
61000 SALARIES & BENEFITS	809,874	422,872	0	92,200
62000 CONTRACTUALS	28,598	0	0	2,800
<b>TOTAL</b>	<b>838,472</b>	<b>422,872</b>	<b>0</b>	<b>95,000</b>



<b>D.O.J. GRANT FUND</b>				
<b>POLICE DEPARTMENT</b>				<b>ACCOUNTING UNIT</b>
<b>DOJ Grants</b>				<b>12714002</b>
<b>Account Code</b>	<b>LINE ITEM RESOURCES</b>	<b>ACTUAL FY 21-22</b>	<b>ACTUAL FY 22-23</b>	<b>ADOPTED FY 23-24</b>
52000	Federal Grant-Direct	731,634	447,592	0
52001	Federal Grant-Indirect	126,991	0	95,000
58000	Earning On Investments	(77)	568	0
	<b>SUBTOTAL REVENUES</b>	<b>858,548</b>	<b>448,160</b>	<b>0</b>
	<b>TOTAL</b>	<b>858,548</b>	<b>448,160</b>	<b>95,000</b>

<b>D.O.J. GRANT FUND</b>					
<b>POLICE DEPARTMENT</b>					<b>ACCOUNTING UNIT</b>
<b>OVW-Impr Criminal Justice Resp</b>					<b>12714406</b>
<b>Account Code</b>	<b>LINE ITEM RESOURCES</b>	<b>ACTUAL FY 21-22</b>	<b>ACTUAL FY 22-23</b>	<b>ADOPTED FY 23-24</b>	<b>ADOPTED FY 24-25</b>
61040	Salaries Overtime	78,240	3,878	0	92,200
	<b>SUBTOTAL SALARIES &amp; BENEFITS</b>	<b>78,240</b>	<b>3,878</b>	<b>0</b>	<b>92,200</b>
62120	Training, Transportation, Meetings	0	0	0	2,800
	<b>SUBTOTAL CONTRACTUALS</b>	<b>0</b>	<b>0</b>	<b>0</b>	<b>2,800</b>
	<b>TOTAL</b>	<b>78,240</b>	<b>3,878</b>	<b>0</b>	<b>95,000</b>

<b>D.O.J. GRANT FUND</b>					
<b>POLICE DEPARTMENT</b>					<b>ACCOUNTING UNIT</b>
<b>COPS GRANT HIRING PROGRAM</b>					<b>12714409</b>
<b>Account Code</b>	<b>LINE ITEM RESOURCES</b>	<b>ACTUAL FY 21-22</b>	<b>ACTUAL FY 22-23</b>	<b>ADOPTED FY 23-24</b>	<b>ADOPTED FY 24-25</b>
61000	Salaries Regular	516,587	291,524	0	0
61100	Retirement-Employer Normal Cost	100,280	67,430	0	0
61120	Medicare Insurance	7,447	4,224	0	0
61130	Health Insurance	107,321	55,816	0	0
	<b>SUBTOTAL SALARIES &amp; BENEFITS</b>	<b>731,634</b>	<b>418,994</b>	<b>0</b>	<b>0</b>
	<b>TOTAL</b>	<b>731,634</b>	<b>418,994</b>	<b>0</b>	<b>0</b>

<b>D.O.J. GRANT FUND</b>					
<b>POLICE DEPARTMENT</b>					<b>ACCOUNTING UNIT</b>
<b>BODY WORN CAMERA GRANT</b>					<b>12714410</b>
<b>Account Code</b>	<b>LINE ITEM RESOURCES</b>	<b>ACTUAL FY 21-22</b>	<b>ACTUAL FY 22-23</b>	<b>ADOPTED FY 23-24</b>	<b>ADOPTED FY 24-25</b>
62300	Contract Services-Professional	28,598	0	0	0
	<b>SUBTOTAL CONTRACTUALS</b>	<b>28,598</b>	<b>0</b>	<b>0</b>	<b>0</b>
	<b>TOTAL</b>	<b>28,598</b>	<b>0</b>	<b>0</b>	<b>0</b>

**LAW ENFORCEMENT GRANTS  
DEPARTMENT RESOURCE SUMMARY**

**POLICE DEPARTMENT**

ACTIVITIES	ACTUAL FY 21-22	ACTUAL FY 22-23	ADOPTED FY 23-24	ADOPTED FY 24-25
<b>REVENUES</b>				
52001 Federal Grant-Indirect	360,488	86,871	0	0
52025 State Grants-Direct	0	32,010	0	85,000
52026 State Grants-Indirect SLESF	819,566	807,757	800,000	900,000
58000 Earning On Investments	8,437	18,280	8,000	20,000
<b>TOTAL REVENUES</b>	<b>1,188,491</b>	<b>944,918</b>	<b>808,000</b>	<b>1,005,000</b>
<b>EXPENDITURES</b>				
12814407 SUPPLEMENTAL LAW ENFORCEMENT SERVICES ACCOUNT (SLESA)	524,792	172,884	808,000	920,000
12814409 BYRNE JUSTICE ASSISTANCE (JAG)	82,600	88,085	0	0
12814413 BSCC Police Grants	0	0	0	85,000
12814414 EMPG Grant	48,338	48,596	0	0
12814416 HMGP	0	74,000	0	0
12814417 SEXUAL ASSAULT EVIDENCE GRANT	12,174	1,252	0	0
<b>TOTAL EXPENDITURES</b>	<b>667,905</b>	<b>384,817</b>	<b>808,000</b>	<b>1,005,000</b>
<b>OPERATING EXPENSES</b>	<b>ACTUAL FY 21-22</b>	<b>ACTUAL FY 22-23</b>	<b>ADOPTED FY 23-24</b>	<b>ADOPTED FY 24-25</b>
61000 SALARIES & BENEFITS	97,148	86,038	0	50,000
62000 CONTRACTUALS	481,854	80,333	0	275,000
63000 COMMODITIES	40,565	94,250	0	253,150
65000 FIXED CHARGES	0	222	0	6,850
66000 CAPITAL	48,338	123,974	0	420,000
69000 MISCELLANEOUS	0	0	808,000	0
<b>TOTAL</b>	<b>667,905</b>	<b>384,817</b>	<b>808,000</b>	<b>1,005,000</b>

LAW ENFORCEMENT GRANTS					
POLICE DEPARTMENT				ACCOUNTING UNIT	
HMGP				12814416	
Account Code	LINE ITEM RESOURCES	ACTUAL FY 21-22	ACTUAL FY 22-23	ADOPTED FY 23-24	ADOPTED FY 24-25
62300	Contract Services-Professional	0	74,000	0	0
	<b>SUBTOTAL CONTRACTUALS</b>	<b>0</b>	<b>74,000</b>	<b>0</b>	<b>0</b>
	<b>TOTAL</b>	<b>0</b>	<b>74,000</b>	<b>0</b>	<b>0</b>

<b>LAW ENFORCEMENT GRANTS</b>					
<b>POLICE DEPARTMENT</b>					<b>ACCOUNTING UNIT</b>
<b>SEXUAL ASSAULT EVIDENCE GRANT</b>					<b>12814417</b>
<b>Account Code</b>	<b>LINE ITEM RESOURCES</b>	<b>ACTUAL FY 21-22</b>	<b>ACTUAL FY 22-23</b>	<b>ADOPTED FY 23-24</b>	<b>ADOPTED FY 24-25</b>
61040	Salaries Overtime	12,174	1,122	0	0
	<b>SUBTOTAL SALARIES &amp; BENEFITS</b>	<b>12,174</b>	<b>1,122</b>	<b>0</b>	<b>0</b>
65400	Indirect Costs	0	130	0	0
	<b>SUBTOTAL FIXED CHARGES</b>	<b>0</b>	<b>130</b>	<b>0</b>	<b>0</b>
	<b>TOTAL</b>	<b>12,174</b>	<b>1,252</b>	<b>0</b>	<b>0</b>

<b>LAW ENFORCEMENT GRANTS</b>					
<b>POLICE DEPARTMENT</b>					<b>ACCOUNTING UNIT</b>
<b>LAW ENFORCEMENT GRANTS REVENUE</b>					<b>12814002</b>
<b>Account Code</b>	<b>LINE ITEM RESOURCES</b>	<b>ACTUAL FY 21-22</b>	<b>ACTUAL FY 22-23</b>	<b>ADOPTED FY 23-24</b>	<b>ADOPTED FY 24-25</b>
52001	Federal Grant-Indirect	360,488	86,871	0	0
52025	State Grants-Direct	0	32,010	0	85,000
52026	State Grants-Indirect SLESF	819,566	807,757	800,000	900,000
58000	Earning On Investments	8,437	18,280	8,000	20,000
	<b>SUBTOTAL REVENUES</b>	<b>1,188,491</b>	<b>944,918</b>	<b>808,000</b>	<b>1,005,000</b>
	<b>TOTAL</b>	<b>1,188,491</b>	<b>944,918</b>	<b>808,000</b>	<b>1,005,000</b>



<b>LAW ENFORCEMENT GRANTS</b>					
<b>POLICE DEPARTMENT</b>				<b>ACCOUNTING UNIT</b>	
<b>SUPPLEMENTAL LAW ENFORCEMENT SERVICES ACCOUNT (SLESA)</b>				<b>12814407</b>	
<b>Account Code</b>	<b>LINE ITEM RESOURCES</b>	<b>ACTUAL FY 21-22</b>	<b>ACTUAL FY 22-23</b>	<b>ADOPTED FY 23-24</b>	
		<b>ADOPTED FY 24-25</b>			
61040	Salaries Overtime	0	0	0	50,000
<b>SUBTOTAL SALARIES &amp; BENEFITS</b>		<b>0</b>	<b>0</b>	<b>0</b>	<b>50,000</b>
62120	Training, Transportation, Meetings	0	3,256	0	50,000
62300	Contract Services-Professional	476,040	0	0	150,000
<b>SUBTOTAL CONTRACTUALS</b>		<b>476,040</b>	<b>3,256</b>	<b>0</b>	<b>200,000</b>
63001	Miscellaneous Operating Expenses	48,752	43,040	0	243,150
<b>SUBTOTAL COMMODITIES</b>		<b>48,752</b>	<b>43,040</b>	<b>0</b>	<b>243,150</b>
65400	Indirect Costs	0	0	0	6,850
<b>SUBTOTAL FIXED CHARGES</b>		<b>0</b>	<b>0</b>	<b>0</b>	<b>6,850</b>
66400	Machinery & Equipment	0	126,588	0	400,000
66511	Computer Software Subscriptions	0	0	0	20,000
<b>SUBTOTAL CAPITAL</b>		<b>0</b>	<b>126,588</b>	<b>0</b>	<b>420,000</b>
69011	Reserve Appropriation	0	0	808,000	0
<b>SUBTOTAL MISCELLANEOUS</b>		<b>0</b>	<b>0</b>	<b>808,000</b>	<b>0</b>
<b>TOTAL</b>		<b>524,792</b>	<b>172,884</b>	<b>808,000</b>	<b>920,000</b>

<b>LAW ENFORCEMENT GRANTS</b>					
<b>POLICE DEPARTMENT</b>					<b>ACCOUNTING UNIT</b>
<b>BYRNE JUSTICE ASSISTANCE (JAG)</b>					<b>12814409</b>
<b>Account Code</b>	<b>LINE ITEM RESOURCES</b>	<b>ACTUAL FY 21-22</b>	<b>ACTUAL FY 22-23</b>	<b>ADOPTED FY 23-24</b>	<b>ADOPTED FY 24-25</b>
61040	Salaries Overtime	84,974	84,916	0	0
	<b>SUBTOTAL SALARIES &amp; BENEFITS</b>	<b>84,974</b>	<b>84,916</b>	<b>0</b>	<b>0</b>
62120	Training, Transportation, Meetings	5,814	3,077	0	0
	<b>SUBTOTAL CONTRACTUALS</b>	<b>5,814</b>	<b>3,077</b>	<b>0</b>	<b>0</b>
63001	Miscellaneous Operating Expenses	(8,188)	0	0	0
	<b>SUBTOTAL COMMODITIES</b>	<b>(8,188)</b>	<b>0</b>	<b>0</b>	<b>0</b>
65400	Indirect Costs	0	92	0	0
	<b>SUBTOTAL FIXED CHARGES</b>	<b>0</b>	<b>92</b>	<b>0</b>	<b>0</b>
	<b>TOTAL</b>	<b>82,600</b>	<b>88,085</b>	<b>0</b>	<b>0</b>

LAW ENFORCEMENT GRANTS					
POLICE DEPARTMENT					ACCOUNTING UNIT
BSCC Police Grants					12814413
Account Code	LINE ITEM RESOURCES	ACTUAL FY 21-22	ACTUAL FY 22-23	ADOPTED FY 23-24	ADOPTED FY 24-25
62120	Training, Transportation, Meetings	0	0	0	20,000
62300	Contract Services-Professional	0	0	0	55,000
	<b>SUBTOTAL CONTRACTUALS</b>	<b>0</b>	<b>0</b>	<b>0</b>	<b>75,000</b>
63001	Miscellaneous Operating Expenses	0	0	0	10,000
	<b>SUBTOTAL COMMODITIES</b>	<b>0</b>	<b>0</b>	<b>0</b>	<b>10,000</b>
	<b>TOTAL</b>	<b>0</b>	<b>0</b>	<b>0</b>	<b>85,000</b>

<b>LAW ENFORCEMENT GRANTS</b>					
<b>POLICE DEPARTMENT</b>					<b>ACCOUNTING UNIT</b>
<b>EMPG Grant</b>					<b>12814414</b>
<b>Account Code</b>	<b>LINE ITEM RESOURCES</b>	<b>ACTUAL FY 21-22</b>	<b>ACTUAL FY 22-23</b>	<b>ADOPTED FY 23-24</b>	<b>ADOPTED FY 24-25</b>
63001	Miscellaneous Operating Expenses	0	51,210	0	0
	<b>SUBTOTAL COMMODITIES</b>	<b>0</b>	<b>51,210</b>	<b>0</b>	<b>0</b>
66400	Machinery & Equipment	48,338	(2,614)	0	0
	<b>SUBTOTAL CAPITAL</b>	<b>48,338</b>	<b>(2,614)</b>	<b>0</b>	<b>0</b>
	<b>TOTAL</b>	<b>48,338</b>	<b>48,596</b>	<b>0</b>	<b>0</b>

<b>OFFICE OF TRAFFIC SAFETY GRANT DEPARTMENT RESOURCE SUMMARY POLICE DEPARTMENT</b>				
<b>ACTIVITIES</b>	<b>ACTUAL FY 21-22</b>	<b>ACTUAL FY 22-23</b>	<b>ADOPTED FY 23-24</b>	<b>ADOPTED FY 24-25</b>
REVENUES				
52001    Federal Grant-Indirect	567,161	557,758	139,300	160,000
TOTAL REVENUES	567,161	557,758	139,300	160,000
EXPENDITURES				
16514414    SELECTIVE TRAFFIC ENFORCEMENT	554,691	434,811	139,300	160,000
TOTAL EXPENDITURES	554,691	434,811	139,300	160,000
<b>OPERATING EXPENSES</b>	<b>ACTUAL FY 21-22</b>	<b>ACTUAL FY 22-23</b>	<b>ADOPTED FY 23-24</b>	<b>ADOPTED FY 24-25</b>
61000    SALARIES & BENEFITS	532,353	424,736	139,300	160,000
62000    CONTRACTUALS	2,030	620	0	0
63000    COMMODITIES	20,307	9,455	0	0
<b>TOTAL</b>	<b>554,691</b>	<b>434,811</b>	<b>139,300</b>	<b>160,000</b>

OFFICE OF TRAFFIC SAFETY GRANT				
POLICE DEPARTMENT				ACCOUNTING UNIT
OTS-TRAFFIC OFFENDER PRGRM GR				16514002
Account Code	LINE ITEM RESOURCES	ACTUAL FY 21-22	ACTUAL FY 22-23	ADOPTED FY 23-24
52001	Federal Grant-Indirect	567,161	557,758	139,300
	<b>SUBTOTAL REVENUES</b>	<b>567,161</b>	<b>557,758</b>	<b>139,300</b>
	<b>TOTAL</b>	<b>567,161</b>	<b>557,758</b>	<b>139,300</b>

OFFICE OF TRAFFIC SAFETY GRANT					
POLICE DEPARTMENT					ACCOUNTING UNIT
SELECTIVE TRAFFIC ENFORCEMENT					16514414
Account Code	LINE ITEM RESOURCES	ACTUAL FY 21-22	ACTUAL FY 22-23	ADOPTED FY 23-24	ADOPTED FY 24-25
61040	Salaries Overtime	532,353	424,736	139,300	160,000
	<b>SUBTOTAL SALARIES &amp; BENEFITS</b>	<b>532,353</b>	<b>424,736</b>	<b>139,300</b>	<b>160,000</b>
62120	Training, Transportation, Meetings	2,030	620	0	0
	<b>SUBTOTAL CONTRACTUALS</b>	<b>2,030</b>	<b>620</b>	<b>0</b>	<b>0</b>
63001	Miscellaneous Operating Expenses	20,307	9,455	0	0
	<b>SUBTOTAL COMMODITIES</b>	<b>20,307</b>	<b>9,455</b>	<b>0</b>	<b>0</b>
	<b>TOTAL</b>	<b>554,691</b>	<b>434,811</b>	<b>139,300</b>	<b>160,000</b>

<b>US DOJ ASSET FORFEITURE FUND DEPARTMENT RESOURCE SUMMARY POLICE DEPARTMENT</b>				
<b>ACTIVITIES</b>	<b>ACTUAL FY 21-22</b>	<b>ACTUAL FY 22-23</b>	<b>ADOPTED FY 23-24</b>	<b>ADOPTED FY 24-25</b>
<b>REVENUES</b>				
57405 Evidence Recovery/DOJ	0	19,428	0	0
57410 Evidence Recovery/RNSP	4,903	687,612	0	0
58000 Earning On Investments	8,446	40,625	0	0
TOTAL REVENUES	13,349	747,665	0	0
<b>EXPENDITURES</b>				
16614450 US DEPT OF JUSTICE AFF	430,124	145,282	500,000	600,000
TOTAL EXPENDITURES	430,124	145,282	500,000	600,000
<b>OPERATING EXPENSES</b>	<b>ACTUAL FY 21-22</b>	<b>ACTUAL FY 22-23</b>	<b>ADOPTED FY 23-24</b>	<b>ADOPTED FY 24-25</b>
61000 SALARIES & BENEFITS	0	79,925	20,000	50,000
62000 CONTRACTUALS	259,578	48,360	467,360	528,150
63000 COMMODITIES	22,983	7,734	10,000	15,000
65000 FIXED CHARGES	0	9,263	2,640	6,850
66000 CAPITAL	147,563	0	0	0
<b>TOTAL</b>	<b>430,124</b>	<b>145,282</b>	<b>500,000</b>	<b>600,000</b>



US DOJ ASSET FORFEITURE FUND					
POLICE DEPARTMENT				ACCOUNTING UNIT	
US DOJ ASSET FORFEITURE FUND				16614002	
Account Code	LINE ITEM RESOURCES	ACTUAL FY 21-22	ACTUAL FY 22-23	ADOPTED FY 23-24	ADOPTED FY 24-25
57405	Evidence Recovery/DOJ	0	19,428	0	0
57410	Evidence Recovery/RNSP	4,903	687,612	0	0
58000	Earning On Investments	8,446	40,625	0	0
<b>SUBTOTAL REVENUES</b>		<b>13,349</b>	<b>747,665</b>	<b>0</b>	<b>0</b>
<b>TOTAL</b>		<b>13,349</b>	<b>747,665</b>	<b>0</b>	<b>0</b>

US DOJ ASSET FORFEITURE FUND					
POLICE DEPARTMENT					ACCOUNTING UNIT
US DEPT OF JUSTICE AFF					16614450
Account Code	LINE ITEM RESOURCES	ACTUAL FY 21-22	ACTUAL FY 22-23	ADOPTED FY 23-24	ADOPTED FY 24-25
61040	Salaries Overtime	0	79,925	20,000	50,000
	<b>SUBTOTAL SALARIES &amp; BENEFITS</b>	<b>0</b>	<b>79,925</b>	<b>20,000</b>	<b>50,000</b>
62120	Training, Transportation, Meetings	0	0	25,000	25,000
62300	Contract Services-Professional	259,578	48,360	442,360	503,150
	<b>SUBTOTAL CONTRACTUALS</b>	<b>259,578</b>	<b>48,360</b>	<b>467,360</b>	<b>528,150</b>
63001	Miscellaneous Operating Expenses	22,983	7,734	10,000	15,000
	<b>SUBTOTAL COMMODITIES</b>	<b>22,983</b>	<b>7,734</b>	<b>10,000</b>	<b>15,000</b>
65400	Indirect Costs	0	9,263	2,640	6,850
	<b>SUBTOTAL FIXED CHARGES</b>	<b>0</b>	<b>9,263</b>	<b>2,640</b>	<b>6,850</b>
66400	Machinery & Equipment	147,563	0	0	0
	<b>SUBTOTAL CAPITAL</b>	<b>147,563</b>	<b>0</b>	<b>0</b>	<b>0</b>
	<b>TOTAL</b>	<b>430,124</b>	<b>145,282</b>	<b>500,000</b>	<b>600,000</b>

<b>US TREASURY ASSET FORFEITURE DEPARTMENT RESOURCE SUMMARY</b>				
<b>POLICE DEPARTMENT</b>				
<b>ACTIVITIES</b>	<b>ACTUAL FY 21-22</b>	<b>ACTUAL FY 22-23</b>	<b>ADOPTED FY 23-24</b>	<b>ADOPTED FY 24-25</b>
<b>REVENUES</b>				
57406 Evidence Recovery/US Treasury	0	21,995	0	0
57410 Evidence Recovery/RNSP	0	27,573	0	0
58000 Earning On Investments	1,051	18,470	0	0
<b>TOTAL REVENUES</b>	1,051	68,037	0	0
<b>EXPENDITURES</b>				
16714455 US DEPT OF TREASURY AFF	0	0	155,000	100,000
<b>TOTAL EXPENDITURES</b>	0	0	155,000	100,000
<b>OPERATING EXPENSES</b>	<b>ACTUAL FY 21-22</b>	<b>ACTUAL FY 22-23</b>	<b>ADOPTED FY 23-24</b>	<b>ADOPTED FY 24-25</b>
62000 CONTRACTUALS	0	0	155,000	100,000
<b>TOTAL</b>	0	0	155,000	100,000

US TREASURY ASSET FORFEITURE					
POLICE DEPARTMENT				ACCOUNTING UNIT	
US TREASURY ASSET FORFEITURE				16714002	
Account Code	LINE ITEM RESOURCES	ACTUAL FY 21-22	ACTUAL FY 22-23	ADOPTED FY 23-24	ADOPTED FY 24-25
57406	Evidence Recovery/US Treasury	0	21,995	0	0
57410	Evidence Recovery/RNSP	0	27,573	0	0
58000	Earning On Investments	1,051	18,470	0	0
<b>SUBTOTAL REVENUES</b>		<b>1,051</b>	<b>68,037</b>	<b>0</b>	<b>0</b>
<b>TOTAL</b>		<b>1,051</b>	<b>68,037</b>	<b>0</b>	<b>0</b>

<b>US TREASURY ASSET FORFEITURE</b>					
<b>POLICE DEPARTMENT</b>				<b>ACCOUNTING UNIT</b>	
<b>US DEPT OF TREASURY AFF</b>				<b>16714455</b>	
<b>Account Code</b>	<b>LINE ITEM RESOURCES</b>	<b>ACTUAL FY 21-22</b>	<b>ACTUAL FY 22-23</b>	<b>ADOPTED FY 23-24</b>	<b>ADOPTED FY 24-25</b>
62300	Contract Services-Professional	0	0	155,000	100,000
	<b>SUBTOTAL CONTRACTUALS</b>	<b>0</b>	<b>0</b>	<b>155,000</b>	<b>100,000</b>
	<b>TOTAL</b>	<b>0</b>	<b>0</b>	<b>155,000</b>	<b>100,000</b>

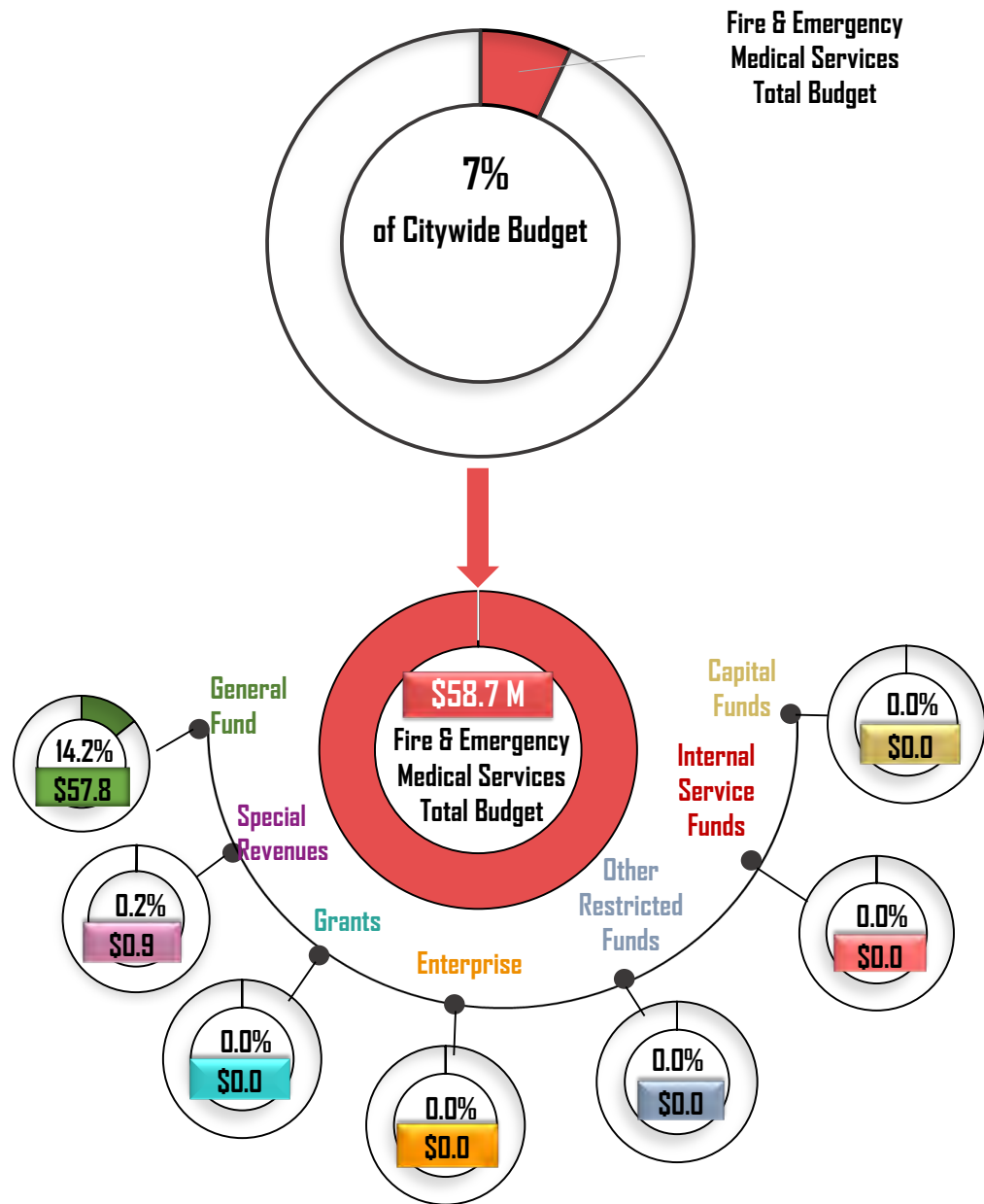
<b>American Rescue Plan Act DEPARTMENT RESOURCE SUMMARY POLICE DEPARTMENT</b>				
<b>ACTIVITIES</b>	<b>ACTUAL FY 21-22</b>	<b>ACTUAL FY 22-23</b>	<b>ADOPTED FY 23-24</b>	<b>ADOPTED FY 24-25</b>
<b>EXPENDITURES</b>				
18114013 ARPA-PD	79,798	563,789	102,520	135,280
TOTAL EXPENDITURES	79,798	563,789	102,520	135,280
<b>OPERATING EXPENSES</b>	<b>ACTUAL FY 21-22</b>	<b>ACTUAL FY 22-23</b>	<b>ADOPTED FY 23-24</b>	<b>ADOPTED FY 24-25</b>
61000 SALARIES & BENEFITS	0	86,425	102,520	131,570
62000 CONTRACTUALS	63,572	119,155	0	0
63000 COMMODITIES	16,227	309,546	0	0
65000 FIXED CHARGES	0	3,638	0	3,710
66000 CAPITAL	0	45,026	0	0
<b>TOTAL</b>	<b>79,798</b>	<b>563,789</b>	<b>102,520</b>	<b>135,280</b>

American Rescue Plan Act					
POLICE DEPARTMENT		ACCOUNTING UNIT			
ARPA-PD		18114013			
Account Code	LINE ITEM RESOURCES	ACTUAL FY 21-22	ACTUAL FY 22-23	ADOPTED FY 23-24	ADOPTED FY 24-25
61000	Salaries Regular	0	47,863	71,160	81,270
61040	Salaries Overtime	0	4,014	0	0
61100	Retirement-Employer Normal Cost	0	5,411	8,680	9,660
61102	Retirement- Employer Unfunded- Miscellaneous	0	12,545	6,080	15,030
61120	Medicare Insurance	0	684	1,000	1,150
61130	Health Insurance	0	11,840	15,600	18,960
61170	Retiree Health Benefits	0	0	0	1,580
61180	Worker Compensation Insurance	0	4,068	0	3,920
	<b>SUBTOTAL SALARIES &amp; BENEFITS</b>	<b>0</b>	<b>86,425</b>	<b>102,520</b>	<b>131,570</b>
62300	Contract Services-Professional	63,572	119,155	0	0
	<b>SUBTOTAL CONTRACTUALS</b>	<b>63,572</b>	<b>119,155</b>	<b>0</b>	<b>0</b>
63001	Miscellaneous Operating Expenses	16,227	309,546	0	0
	<b>SUBTOTAL COMMODITIES</b>	<b>16,227</b>	<b>309,546</b>	<b>0</b>	<b>0</b>
65100	Insurance Charges	0	3,111	0	3,230
65105	Benefits Overhead	0	527	0	480
	<b>SUBTOTAL FIXED CHARGES</b>	<b>0</b>	<b>3,638</b>	<b>0</b>	<b>3,710</b>
66400	Machinery & Equipment	0	45,026	0	0
	<b>SUBTOTAL CAPITAL</b>	<b>0</b>	<b>45,026</b>	<b>0</b>	<b>0</b>
	<b>TOTAL</b>	<b>79,798</b>	<b>563,789</b>	<b>102,520</b>	<b>135,280</b>

# Fire & Emergency Medical Services

**Departmental / Program Information**  
FY 24 -25 Adopted Budget





\*Special Revenues consist of Fire Facilities

# Fire & Emergency Medical Services

## REVENUE

Fund	ACTUAL FY 21-22	ACTUAL FY 22-23	ADOPTED FY 23-24	ADOPTED FY 24-25
011 GENERAL FUND	6,197,237	7,949,567	6,775,000	11,750,000
120 FIRE FACILITIES FUND	1,588,791	1,591,222	612,960	684,970
<b>TOTAL REVENUE</b>	<b>7,786,028</b>	<b>9,540,789</b>	<b>7,387,960</b>	<b>12,434,970</b>

## EXPENDITURE

Fund	ACTUAL FY 21-22	ACTUAL FY 22-23	ADOPTED FY 23-24	ADOPTED FY 24-25
011 GENERAL FUND	50,684,346	52,156,445	56,483,060	57,837,370
120 FIRE FACILITIES FUND	611,730	1,790,910	811,900	866,520
<b>TOTAL EXPENDITURE</b>	<b>51,296,076</b>	<b>53,947,354</b>	<b>57,294,960</b>	<b>58,703,890</b>

<b>GENERAL FUND DEPARTMENT RESOURCE SUMMARY FIRE &amp; EMERGENCY MEDICAL SERVICES</b>				
<b>ACTIVITIES</b>	<b>ACTUAL FY 21-22</b>	<b>ACTUAL FY 22-23</b>	<b>ADOPTED FY 23-24</b>	<b>ADOPTED FY 24-25</b>
<b>EXPENDITURES</b>				
01115017 FIRE - SERVICE ENHANCEMENT	8,453,649	9,159,578	14,187,400	14,681,740
01115330 FIRE SUPPRESSION/EMS	42,230,697	42,996,867	42,295,660	43,155,630
TOTAL EXPENDITURES	50,684,346	52,156,445	56,483,060	57,837,370
<b>OPERATING EXPENSES</b>	<b>ACTUAL FY 21-22</b>	<b>ACTUAL FY 22-23</b>	<b>ADOPTED FY 23-24</b>	<b>ADOPTED FY 24-25</b>
62000 CONTRACTUALS	50,506,823	52,152,765	56,379,400	57,733,700
66000 CAPITAL	173,833	0	100,000	100,000
68000 TRANSFERS	3,690	3,680	3,660	3,670
<b>TOTAL</b>	<b>50,684,346</b>	<b>52,156,445</b>	<b>56,483,060</b>	<b>57,837,370</b>

<b>GENERAL FUND</b>					
<b>FIRE &amp; EMERGENCY MEDICAL SERVICES</b>				<b>ACCOUNTING UNIT</b>	
<b>FIRE - SERVICE ENHANCEMENT</b>				<b>01115017</b>	
<b>Account Code</b>	<b>LINE ITEM RESOURCES</b>	<b>ACTUAL FY 21-22</b>	<b>ACTUAL FY 22-23</b>	<b>ADOPTED FY 23-24</b>	<b>ADOPTED FY 24-25</b>
62300	Contract Services-Professional	7,217,460	7,800,657	10,675,000	12,629,400
62339	Contract Services-Care Ambulance	1,236,189	1,358,920	3,512,400	2,052,340
	<b>SUBTOTAL CONTRACTUALS</b>	<b>8,453,649</b>	<b>9,159,578</b>	<b>14,187,400</b>	<b>14,681,740</b>
	<b>TOTAL</b>	<b>8,453,649</b>	<b>9,159,578</b>	<b>14,187,400</b>	<b>14,681,740</b>

<b>GENERAL FUND</b>					
<b>FIRE &amp; EMERGENCY MEDICAL SERVICES</b>				<b>ACCOUNTING UNIT</b>	
<b>FIRE - ADMIN AND SUPPORT</b>				<b>01115002</b>	
<b>Account Code</b>	<b>LINE ITEM RESOURCES</b>	<b>ACTUAL FY 21-22</b>	<b>ACTUAL FY 22-23</b>	<b>ADOPTED FY 23-24</b>	<b>ADOPTED FY 24-25</b>
53509	Paramedic Subscription Fee	155,386	141,882	175,000	150,000
53510	Paramedic Services Charge	6,041,851	7,807,685	6,600,000	11,600,000
	<b>SUBTOTAL REVENUES</b>	<b>6,197,237</b>	<b>7,949,567</b>	<b>6,775,000</b>	<b>11,750,000</b>
	<b>TOTAL</b>	<b>6,197,237</b>	<b>7,949,567</b>	<b>6,775,000</b>	<b>11,750,000</b>

<b>GENERAL FUND</b>					
<b>FIRE &amp; EMERGENCY MEDICAL SERVICES</b>				<b>ACCOUNTING UNIT</b>	
<b>FIRE SUPPRESSION/EMS</b>				<b>01115330</b>	
<b>Account Code</b>	<b>LINE ITEM RESOURCES</b>	<b>ACTUAL FY 21-22</b>	<b>ACTUAL FY 22-23</b>	<b>ADOPTED FY 23-24</b>	<b>ADOPTED FY 24-25</b>
62010	Communications	2,370	2,892	0	0
62251	Other Agency Services	13,675	13,835	14,500	14,560
62300	Contract Services-Professional	38,877,894	39,077,894	40,112,400	38,925,000
62338	Contract Services-Wittman Enterprise	245,053	343,487	350,000	600,000
62339	Contract Services-Care Ambulance	2,914,182	3,555,079	1,715,100	3,512,400
	<b>SUBTOTAL CONTRACTUALS</b>	<b>42,053,174</b>	<b>42,993,187</b>	<b>42,192,000</b>	<b>43,051,960</b>
66200	Buildings & Building Improvements	173,833	0	100,000	100,000
	<b>SUBTOTAL CAPITAL</b>	<b>173,833</b>	<b>0</b>	<b>100,000</b>	<b>100,000</b>
68000	Transfer to Fund 404 (Police Bldg/Ross Annex Debt)	3,690	3,680	3,660	3,670
	<b>SUBTOTAL TRANSFERS</b>	<b>3,690</b>	<b>3,680</b>	<b>3,660</b>	<b>3,670</b>
	<b>TOTAL</b>	<b>42,230,697</b>	<b>42,996,867</b>	<b>42,295,660</b>	<b>43,155,630</b>

<b>FIRE FACILITIES FUND                      DEPARTMENT RESOURCE SUMMARY                      FIRE &amp; EMERGENCY MEDICAL SERVICES</b>				
ACTIVITIES	ACTUAL FY 21-22	ACTUAL FY 22-23	ADOPTED FY 23-24	ADOPTED FY 24-25
<b>REVENUES</b>				
53700 Improvement Fee	1,570,965	1,561,427	612,960	684,970
58000 Earning On Investments	17,825	29,795	0	0
TOTAL REVENUES	1,588,791	1,591,222	612,960	684,970
<b>EXPENDITURES</b>				
12015330 FIRE FACILITIES FUND	611,730	1,790,910	811,900	866,520
TOTAL EXPENDITURES	611,730	1,790,910	811,900	866,520
OPERATING EXPENSES	ACTUAL FY 21-22	ACTUAL FY 22-23	ADOPTED FY 23-24	ADOPTED FY 24-25
62000 CONTRACTUALS	611,730	1,790,910	811,900	866,520
<b>TOTAL</b>	<b>611,730</b>	<b>1,790,910</b>	<b>811,900</b>	<b>866,520</b>

<b>FIRE FACILITIES FUND</b>					
<b>FIRE &amp; EMERGENCY MEDICAL SERVICES</b>				<b>ACCOUNTING UNIT</b>	
<b>FIRE FACILITIES FUND</b>				<b>12015002</b>	
<b>Account Code</b>	<b>LINE ITEM RESOURCES</b>	<b>ACTUAL FY 21-22</b>	<b>ACTUAL FY 22-23</b>	<b>ADOPTED FY 23-24</b>	<b>ADOPTED FY 24-25</b>
53700	Improvement Fee	1,570,965	1,561,427	612,960	684,970
58000	Earning On Investments	17,825	29,795	0	0
	<b>SUBTOTAL REVENUES</b>	<b>1,588,791</b>	<b>1,591,222</b>	<b>612,960</b>	<b>684,970</b>
	<b>TOTAL</b>	<b>1,588,791</b>	<b>1,591,222</b>	<b>612,960</b>	<b>684,970</b>



<b>FIRE FACILITIES FUND</b>					
<b>FIRE &amp; EMERGENCY MEDICAL SERVICES</b>				<b>ACCOUNTING UNIT</b>	
<b>FIRE FACILITIES FUND</b>				<b>12015330</b>	
<b>Account Code</b>	<b>LINE ITEM RESOURCES</b>	<b>ACTUAL FY 21-22</b>	<b>ACTUAL FY 22-23</b>	<b>ADOPTED FY 23-24</b>	<b>ADOPTED FY 24-25</b>
62300	Contract Services-Professional	611,730	1,790,910	811,900	866,520
	<b>SUBTOTAL CONTRACTUALS</b>	<b>611,730</b>	<b>1,790,910</b>	<b>811,900</b>	<b>866,520</b>
	<b>TOTAL</b>	<b>611,730</b>	<b>1,790,910</b>	<b>811,900</b>	<b>866,520</b>

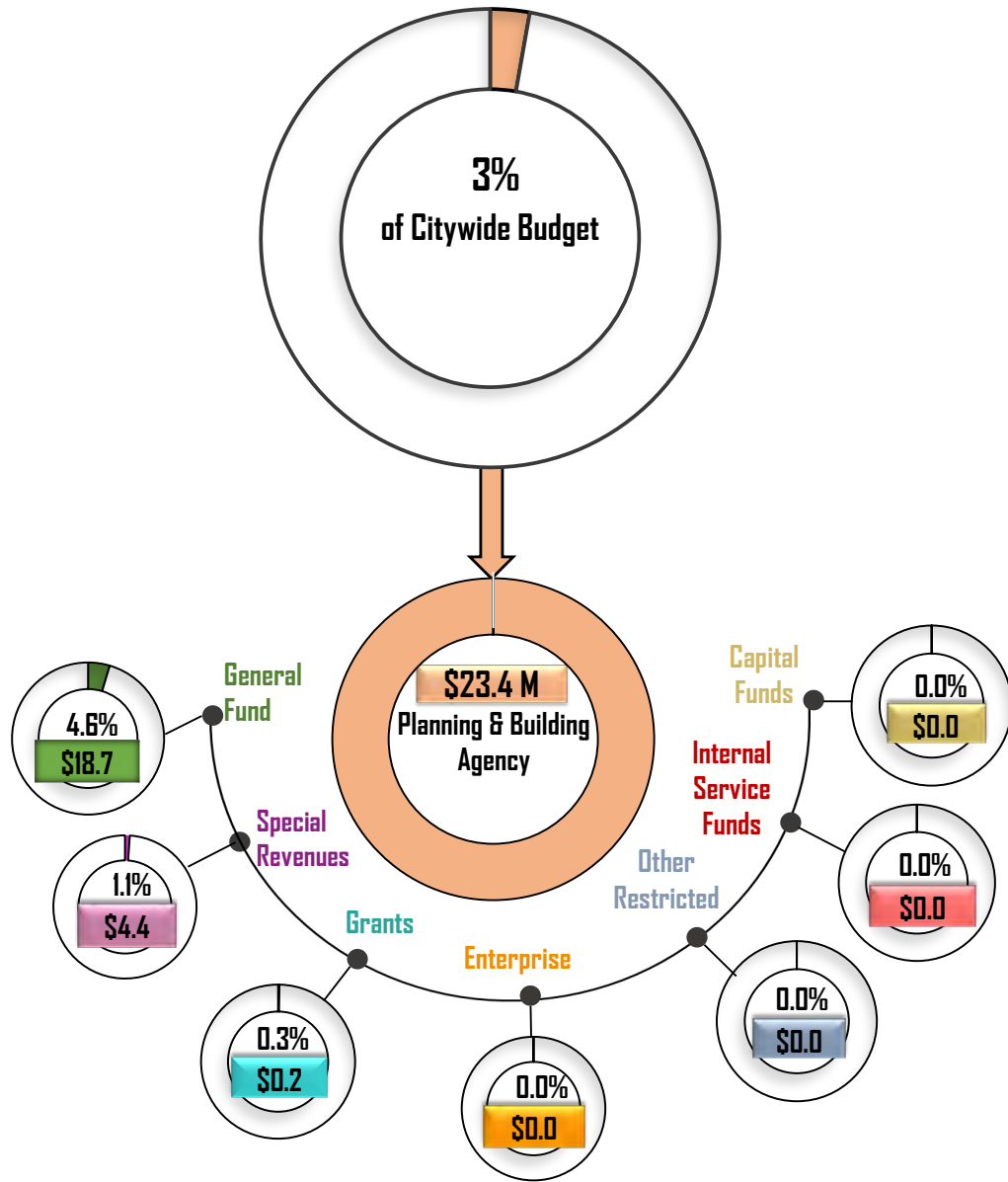
# Planning and Building Agency

**Departmental / Program Information**  
FY 24 -25 Adopted Budget

Planning and Building Agency Position Summary			
Authorized Personnel	Funded FY 23-24	Workforce Changes	Funded FY 24-25
Accounting Assistant	1		1
Administrative Services Manager (MM)	1		1
Assistant Community Planner	1		1
Assistant Director of Planning and Building (MM)	1		1
Assistant Plan Check Engineer	3	(1)	2
Assistant Planner I	3	(1)	2
Assistant Planner II	1		1
Associate Plan Check Engineer	2		2
Associate Planner	3		3
Building Inspector Supervisor*	2		2
Building Safety Manager (MM)	1		1
Code Enforcement Associate	2		2
Code Enforcement Officer	22		22
Code Enforcement Principal (AM)	2		2
Code Enforcement Supervisor	3		3
Senior Building Inspector*	11		11
Executive Director of Planning and Building Safety (EM)	1		1
Executive Secretary (UC)	1		1
Management Aide (UC)	1		1
Management Analyst (UC)	2	(1)	1
Permit Services Principal (AM)	1		1
Permit Services Processor	2		2
Permit Services Technician	3	(1)	2
Planning Commission Secretary	1		1
Planning Manager (MM)	1		1
Planning Technician	2		2
Plans Examiner	2		2
Principal Community Planner (AM)	1		1
Principal Plan Check Engineer (MM)	1		1
Principal Planner (AM)	2		2
Receptionist	1		1
Records Specialist	1		1
Secretary	1		1
Senior Community Planner	2		2
Senior Office Assistant	6		6
Senior Permit Services Technician	2		2
Senior Plan Check Engineer	2		2
Senior Planner	3		3
Supervisor of Inspections (AM)	1		1
<b>Authorized Total</b>	<b>99</b>	<b>(4)</b>	<b>95</b>

\*Job Title Change in FY 24-25

GENERAL FUND	84.45
FEDERAL/STATE GRANTS	7.70
CANNABIS PUBLIC BENEFIT FUND	0.85
OTHER RESTRICTED FUND	2.00
<b>TOTAL FUNDED POSITIONS</b>	<b>95.00</b>



# Planning & Building

## REVENUE

Fund	ACTUAL FY 21-22	ACTUAL FY 22-23	ADOPTED FY 23-24	ADOPTED FY 24-25
011 GENERAL FUND	15,754,545	15,998,869	13,540,200	13,980,000
016 CASp CERTIFICATION AND TRAINING FUND	90,930	91,793	85,000	85,000
053 CITY SERVICES	1,328,546	1,419,233	3,268,900	3,089,200
110 SMIP	3,922	5,510	16,000	16,000
121 SPECIAL REPAIR/DEMOLITION	248,300	84,203	100,000	100,000
158 SB2 Planning	98,977	245,847	1,030,170	-
<b>TOTAL REVENUE</b>	<b>17,525,219</b>	<b>17,845,454</b>	<b>18,040,270</b>	<b>17,270,200</b>

## EXPENDITURE

Fund	ACTUAL FY 21-22	ACTUAL FY 22-23	ADOPTED FY 23-24	ADOPTED FY 24-25
011 GENERAL FUND	15,083,453	16,748,469	20,146,220	18,731,210
012 CANNABIS PUBLIC BENEFIT	488,028	998,054	1,190,520	1,144,220
016 CASp CERTIFICATION AND TRAINING FUND	3,925	4,743	85,000	85,000
031 AIR QUALITY IMPR. (AB 2766)	249,353	80,452	335,650	249,250
053 CITY SERVICES	568,805	1,177,388	3,268,900	3,089,200
110 SMIP	-	-	16,000	16,000
121 SPECIAL REPAIR/DEMOLITION	28,649	27,872	100,000	100,000
158 SB2 Planning	337,060	243,533	842,550	-
181 American Rescue Plan Act	42,811	595,281	532,060	-
<b>TOTAL EXPENDITURE</b>	<b>16,802,084</b>	<b>19,875,792</b>	<b>26,516,900</b>	<b>23,414,880</b>

# Planning and Building Agency

## Department Programs



### Administrative Services

The Administrative Services Division manages all PBA contracts, policies and procedures and provides general support staff responsibilities, manages budget, processes all invoicing, provides staff training, and maintains department webpages, newsletters, and social media.



### Planning

The Planning Division maintains, updates, and implements the General Plan and Zoning Code; administers the historic preservation and urban design programs; assists with commercial cannabis regulations; and provides environmental justice and neighborhood support services through its Neighborhood Initiatives and Environmental Services (NIES) Section.



### Building Safety

The Building Safety Division reviews, processes, approves permits, and inspects construction activities on private property and ensures compliance with State and local building codes.



### Code Enforcement

The Code Enforcement Division administers a comprehensive enforcement program and investigates violations of the State Health & Safety Code, the Santa Ana Zoning Code, and General Property Maintenance and Building Codes (Building, Plumbing, Mechanical and Electrical Codes).



# Department Summary

The Planning and Building Agency plays a critical role in achieving the City Council's goals for the physical development of the community. The agency's objective is to provide a safe, attractive, and business-friendly community through implementing state and local construction codes, as well as planning and regulating future land uses.

## Accomplishments

- Continued interagency collaborations addressing quality of life and unlawful activities:
  - ✓ Illegal gaming and unlicensed cannabis businesses
  - ✓ Abandoned, vacant, and unsecured structures, accumulation of trash and debris, public nuisances and unlawful occupancies
  - ✓ "NOTICE of Enforcement Action" sign program
  - ✓ Advise and inform responsible party, city residents, and interest parties of property maintenance expectations and requirements
  - ✓ Sidewalk vending education and enforcement with OC County Health
  - ✓ Public nuisance prevention
- Issued over 9,500 permits with a total valuation of over \$772 million.
- Implementation of electronic plan review for all permit submittals such as solar, architectural, structural, mechanical, plumbing, and electrical project plans.
- Initiated the Zoning Code Update and development of the Public Realm Plans, which is a comprehensive effort to update the City's zoning code to implement the goals and policies of the new General Plan.
- Released pre-approved plans for accessory dwelling units (ADU) available to the general public, and reduced Planning review fees for these pre-approved ADU plans. These plans streamline the ADU review process and reduce architect fees for owners, and by reducing the review time at City Hall for permit issuance.
- Continued the Neighborhood Initiatives and Environmental Services section's implementation of Environmental Justice goals, policies, and programs stemming from the 2022 General Plan Update, by kicking off the Environmental Justice Action Committee meetings in April 2024.
- Under the Revive Santa Ana Initiative, introduced the Commercial Property Compliance Assistance Program (CP-CAP) to promote commercial revitalization, encourage private investment, and enhance the aesthetic appeal of commercial corridors.
- In collaboration with the City Manager's office, enhanced customer arrival experience at City Hall by remodeling the City Hall main entrance, centralization of reception staff, and implementing tri-lingual check-in kiosks.



# Strategic Priorities



## Financial Stability

Protect and enhance revenue streams while maintaining a healthy reserve balance to provide for the expenditure of funds in support of the long-term priorities of the City's strategic plan.



## Community Safety

Provide a safe environment for residents and visitors while reducing crime and addressing the impacts of homelessness on our quality of life.



## Modern Facilities & Infrastructure

Ensure maintenance and preservation of City facilities and roadways to better serve the population and visitors.








## Efficient City Services

Streamline the methods of providing services to help ensure doing business with the City is easier and more efficient.



## Economic Diversification & Expansion

Enhance economic vitality by growing revenue streams, attracting quality jobs, diverse businesses and desired amenities for residents.

Strategic Plan & Goals For FY 2024-25					
Build capacity to meet the demand for business regulatory and cannabis enforcement regarding licensed and unlicensed businesses implementation and administration.	X	X			X
Implement enforcement strategies and programs to address diverse commercial property conditions using City interdepartmental coordination to address attractive public nuisance, quality of life, land use, and environmental justice-related concerns,		X			X
Implement new online building permit system to transition all development permits to be available online through a new enterprise permit system to streamline customer service.				X	
Enhance our core counter team to serve increasing demand; Recruit, train, and retain additional staff to process requests, services, and inspections promptly.			X	X	
Commence the comprehensive Zoning Code Update and retain qualified consultants to update accompanying public realm plans and historic surveys of historically sensitive neighborhoods.	X	X	X	X	X

# Key Performance Measures

Strategic Priority: Efficient City Services, Modern Facilities & Infrastructure, Community Safety, and Financial Stability

Measure	5-Year Trajectory	FY 22-23 Annual	FY 23-24 Target	FY 24-25 Target
Planning Application Reviews	Steady	4,927	4,650	4,650
Building Inspections	Steady	33,346	35,000	37,000
Building Safety Permits Issued	Steady	9,441	9,500	10,000
% of Code Enforcement inspections with <7 days inspection turnaround time	Steady	81%	85%	90%
Code Enforcement Property Improvement Valuation	Steady	\$4,493,488	\$5,000,000	\$5,000,000

**GENERAL FUND  
DEPARTMENT RESOURCE SUMMARY**

**PLANNING & BUILDING**

ACTIVITIES	ACTUAL FY 21-22	ACTUAL FY 22-23	ADOPTED FY 23-24	ADOPTED FY 24-25
<b>EXPENDITURES</b>				
01116017 PBA - SERVICE ENHANCEMENT	211,892	298,661	323,620	470,150
01116500 PLNG & BLG AGY-ADMINISTRATION	2,305,045	2,543,608	2,687,490	3,057,670
01116510 PLNG & BLG AGY-PLANNING	2,390,334	1,885,409	3,537,740	3,401,230
01116520 PLNG & BLG AGY-PERMIT & INS SV	1,900,481	2,226,758	2,923,050	3,031,400
01116530 PLNG & BLG AGY-PERMIT & PLN CK	2,441,859	2,695,819	3,568,140	3,688,380
01116540 PLNG & BLG AGY-COMM PRESERVA	1,413,540	1,632,624	2,366,450	3,159,820
01116550 PROACTIV RENTL ENFORCEMENT PRG	711,885	782,511	876,320	923,750
01116560 NEIGHBORHOOD INITIATIVES PROGR	506,023	598,655	604,080	998,810
01116570 ANIMAL SERVICES	3,202,393	4,084,423	3,259,330	0
<b>TOTAL EXPENDITURES</b>	<b>15,083,453</b>	<b>16,748,469</b>	<b>20,146,220</b>	<b>18,731,210</b>
<b>OPERATING EXPENSES</b>				
61000 SALARIES & BENEFITS	8,317,740	9,197,693	11,834,550	12,879,470
62000 CONTRACTUALS	4,045,677	4,529,081	5,179,700	1,848,820
63000 COMMODITIES	320,041	270,055	379,520	201,770
65000 FIXED CHARGES	1,986,925	2,224,628	2,261,990	2,510,740
66000 CAPITAL	0	115,052	80,000	862,680
67000 DEBT SERVICE	22,979	22,979	23,000	39,600
68000 TRANSFERS	390,090	388,980	387,460	388,130
<b>TOTAL</b>	<b>15,083,453</b>	<b>16,748,469</b>	<b>20,146,220</b>	<b>18,731,210</b>

<b>GENERAL FUND</b>					
<b>PLANNING &amp; BUILDING</b>				<b>ACCOUNTING UNIT</b>	
<b>PBA - SERVICE ENHANCEMENT</b>				<b>01116017</b>	
<b>Account Code</b>	<b>LINE ITEM RESOURCES</b>	<b>ACTUAL FY 21-22</b>	<b>ACTUAL FY 22-23</b>	<b>ADOPTED FY 23-24</b>	<b>ADOPTED FY 24-25</b>
61000	Salaries Regular	157,093	196,150	280,250	296,380
61040	Salaries Overtime	3,496	1,807	0	0
61100	Retirement-Employer Normal Cost	16,128	18,300	0	36,220
61120	Medicare Insurance	2,297	2,928	0	4,300
61130	Health Insurance	32,878	42,853	0	83,210
61170	Retiree Health Benefits	0	0	0	2,960
61180	Worker Compensation Insurance	0	11,193	8,610	9,890
	<b>SUBTOTAL SALARIES &amp; BENEFITS</b>	<b>211,892</b>	<b>273,231</b>	<b>288,860</b>	<b>432,960</b>
62120	Training, Transportation, Meetings	0	0	12,500	12,500
	<b>SUBTOTAL CONTRACTUALS</b>	<b>0</b>	<b>0</b>	<b>12,500</b>	<b>12,500</b>
63001	Miscellaneous Operating Expenses	0	8,740	10,000	10,000
	<b>SUBTOTAL COMMODITIES</b>	<b>0</b>	<b>8,740</b>	<b>10,000</b>	<b>10,000</b>
65100	Insurance Charges	0	14,531	10,630	12,740
65105	Benefits Overhead	0	2,160	1,630	1,950
	<b>SUBTOTAL FIXED CHARGES</b>	<b>0</b>	<b>16,691</b>	<b>12,260</b>	<b>14,690</b>
	<b>TOTAL</b>	<b>211,892</b>	<b>298,661</b>	<b>323,620</b>	<b>470,150</b>

<b>GENERAL FUND</b>					
<b>PLANNING &amp; BUILDING</b>					<b>ACCOUNTING UNIT</b>
<b>ANIMAL SERVICES</b>					<b>01116570</b>
<b>Account Code</b>	<b>LINE ITEM RESOURCES</b>	<b>ACTUAL FY 21-22</b>	<b>ACTUAL FY 22-23</b>	<b>ADOPTED FY 23-24</b>	<b>ADOPTED FY 24-25</b>
61000	Salaries Regular	241,172	245,383	246,040	0
61040	Salaries Overtime	1,687	1,456	0	0
61100	Retirement-Employer Normal Cost	23,684	22,485	25,280	0
61120	Medicare Insurance	3,459	3,478	3,500	0
61130	Health Insurance	47,083	52,602	60,780	0
61170	Retiree Health Benefits	7,150	3,575	0	0
61180	Worker Compensation Insurance	12,660	19,886	13,220	0
	<b>SUBTOTAL SALARIES &amp; BENEFITS</b>	<b>336,895</b>	<b>348,864</b>	<b>348,820</b>	<b>0</b>
62120	Training, Transportation, Meetings	173	525	600	0
62140	Membership, Subscription & Dues	0	0	200	0
62300	Contract Services-Professional	2,752,564	3,640,126	2,804,450	0
	<b>SUBTOTAL CONTRACTUALS</b>	<b>2,752,737</b>	<b>3,640,651</b>	<b>2,805,250</b>	<b>0</b>
63001	Miscellaneous Operating Expenses	3,401	3,053	33,660	0
63300	Gas & Diesel	18,133	17,074	7,000	0
	<b>SUBTOTAL COMMODITIES</b>	<b>21,534</b>	<b>20,127</b>	<b>40,660</b>	<b>0</b>
65010	Rental City Equipment	28,620	31,500	13,300	0
65011	Equipment Replacement Charges	28,284	7,071	15,410	0
65012	Accident Repair & Replacement	684	684	0	0
65040	IT Maintenance Charge	17,270	16,730	17,070	0
65100	Insurance Charges	15,490	16,115	16,320	0
65105	Benefits Overhead	840	2,682	2,500	0
65210	Delivery Charges	40	0	0	0
	<b>SUBTOTAL FIXED CHARGES</b>	<b>91,228</b>	<b>74,782</b>	<b>64,600</b>	<b>0</b>
	<b>TOTAL</b>	<b>3,202,393</b>	<b>4,084,423</b>	<b>3,259,330</b>	<b>0</b>

GENERAL FUND					
PLANNING & BUILDING					ACCOUNTING UNIT
PLNG & BLG AGY-ADMINISTRATION					01116002
Account Code	LINE ITEM RESOURCES	ACTUAL FY 21-22	ACTUAL FY 22-23	ADOPTED FY 23-24	ADOPTED FY 24-25
51501	Fireworks Stand Permits	(11,639)	12,298	0	0
51600	General Plan Update Surcharge	160,206	188,445	191,000	170,000
51601	Building Permits	1,989,242	2,357,858	1,760,000	2,800,000
51602	Plumbing Permits	432,081	528,713	405,000	550,000
51603	Electrical Permits	1,124,237	1,228,894	930,000	1,290,000
51604	Heating Permits	635,032	830,506	525,000	860,000
51605	Occupancy Permits	411,800	201,677	210,000	160,000
51606	Grading Permits	101,114	74,495	140,000	130,000
51607	Street Vendor Permit	10,125	10,680	30,000	10,000
51612	Building Standards Revolving Fund	3,772	2,276	0	0
51613	Adult-Use Cannabis Retail Phase 1/Registration Application	0	(2,506)	0	0
51614	Adult-Use Cannabis Retail Phase 2/Regulatory Safety Permit	344,563	339,533	370,000	388,000
51616	Commercial Cannabis Testing Phase 1/Registration Application	0	0	1,900	1,900
51617	Commercial Cannabis Testing Phase 2/Regulatory Safety Permits	12,530	12,968	13,000	13,000
51618	Commercial Cannabis Operating Agreement Reimbursement Fees	40,000	27,500	0	0
51619	Commercial Cannabis Cultivation Phase 1/Regst. Application	20,452	2,127	1,900	5,000
51620	Commercial Cannabis Manufacturing Phase 1/Regst. Application	18,682	6,642	1,900	5,000
51621	Commercial Cannabis Distribution Phase 1/Regst. Application	9,923	5,735	1,900	10,000
51622	Commercial Cannabis Cultivation Phase 2/Rgltry Sfty Prmt	190,199	78,450	100,000	100,000
51623	Commercial Cannabis Manufacturing Phase 2/Rgltry Sfty Prmt	146,095	156,826	100,000	100,000
51624	Commercial Cannabis Distribution Phase 2/Rgltry Sfty Prmt	226,272	285,809	250,000	250,000
53410	Impound/Owner Release Animal	0	266	1,300	0
53416	Animal Quarantines	0	0	1,000	0
53513	OCFA Admin Processing Fee	285	0	0	0
53600	Building Plan Check	4,345,006	4,285,493	2,760,000	2,800,000
53601	Electrical Plan Check	700,179	599,429	758,000	420,000
53602	Plumbing Plan Check	252,544	235,856	302,000	100,000
53603	Mechanical Plan Check	524,591	438,990	573,000	215,000
53605	Landscape Plan Review	21,560	21,215	21,000	17,000
53606	Discretionary Application Fee	189,429	290,630	271,000	280,000
53607	EIR Developer Fees	57,210	136,033	407,000	297,000
53613	Land Use Certificate Processin	938,324	915,874	949,000	827,000
53614	Shopping Cart Contain Program	48,645	62,838	44,100	44,100
53616	Site Plan Review Charge	913,586	805,052	1,000,000	645,000
53627	PREP Fees	797,040	790,342	610,000	750,000
53628	Foreclosure Registration Program	357,685	411,913	300,000	200,000
53642	Public Hearing Notice	0	198	200	0
53644	Mills Act Review	0	0	0	7,000
55600	Administrative Citations	368,273	426,115	300,000	350,000
57010	Miscellaneous Recoveries	262,139	72,367	26,000	60,000
57770	Sale of Maps & Documents	113,361	157,333	110,000	125,000
59000	Transfer From Fund 069	0	0	75,000	0
	<b>SUBTOTAL REVENUES</b>	<b>15,754,545</b>	<b>15,998,869</b>	<b>13,540,200</b>	<b>13,980,000</b>
	<b>TOTAL</b>	<b>15,754,545</b>	<b>15,998,869</b>	<b>13,540,200</b>	<b>13,980,000</b>

GENERAL FUND					
PLANNING & BUILDING					ACCOUNTING UNIT
PLNG & BLG AGY-ADMINISTRATION					01116500
Account Code	LINE ITEM RESOURCES	ACTUAL FY 21-22	ACTUAL FY 22-23	ADOPTED FY 23-24	ADOPTED FY 24-25
61000	Salaries Regular	618,566	695,874	794,660	948,450
61010	Salaries Cash Out/Separation	0	9,695	0	0
61020	Salaries Part-Time	75,390	44,790	82,270	82,270
61040	Salaries Overtime	68	5,487	0	0
61100	Retirement-Employer Normal Cost	38,909	36,830	56,700	68,090
61102	Retirement- Employer Unfunded- Miscellaneous	0	0	0	14,870
61110	Part-Time Retirement	2,300	1,491	3,090	3,090
61120	Medicare Insurance	9,949	10,705	11,480	14,890
61130	Health Insurance	88,592	108,358	146,160	181,800
61170	Retiree Health Benefits	3,697	3,291	3,940	9,010
61180	Worker Compensation Insurance	32,190	41,050	38,020	47,830
	<b>SUBTOTAL SALARIES &amp; BENEFITS</b>	<b>869,661</b>	<b>957,570</b>	<b>1,136,320</b>	<b>1,370,300</b>
62010	Communications	13,094	12,656	14,430	2,500
62120	Training, Transportation, Meetings	4,449	7,505	10,000	10,300
62130	Tuition Reimbursement	0	0	1,000	1,000
62131	SAMA Wellness and Fitness Program Reimbursements	0	0	300	600
62140	Membership, Subscription & Dues	1,815	2,933	1,600	1,600
62300	Contract Services-Professional	44,970	67,696	58,800	67,000
62320	Maintenance & Repair Buildings	0	0	2,100	1,000
62322	Maintenance & Repair Machinery	2,340	1,265	6,800	3,000
62600	Parking Validation	0	11,639	6,000	1,000
62700	Auto Expense	6,000	6,000	6,000	6,000
	<b>SUBTOTAL CONTRACTUALS</b>	<b>72,669</b>	<b>109,694</b>	<b>107,030</b>	<b>94,000</b>
63000	Office Supplies	0	0	0	3,000
63001	Miscellaneous Operating Expenses	38,504	41,290	11,400	12,000
	<b>SUBTOTAL COMMODITIES</b>	<b>38,504</b>	<b>41,290</b>	<b>11,400</b>	<b>15,000</b>
65000	Building Rental	414,010	503,560	503,560	566,250
65010	Rental City Equipment	1,682	0	0	0
65040	IT Maintenance Charge	28,790	33,460	39,820	65,310
65050	IT Department Specific	424,750	424,750	424,750	437,490
65055	Communications- Landlines	0	0	0	9,100
65100	Insurance Charges	39,410	53,293	46,950	61,660
65105	Benefits Overhead	1,960	7,922	7,200	9,430
65210	Delivery Charges	540	0	0	0
	<b>SUBTOTAL FIXED CHARGES</b>	<b>911,142</b>	<b>1,022,984</b>	<b>1,022,280</b>	<b>1,149,240</b>
66511	Computer Software Subscriptions	0	110	0	1,400
	<b>SUBTOTAL CAPITAL</b>	<b>0</b>	<b>110</b>	<b>0</b>	<b>1,400</b>
67200	Principal-Leases	19,959	20,584	23,000	39,600
67210	Interest-Leases	3,020	2,396	0	0
	<b>SUBTOTAL DEBT SERVICE</b>	<b>22,979</b>	<b>22,979</b>	<b>23,000</b>	<b>39,600</b>
68000	Transfer to Fund 404 (Police Bldg/Ross Annex Debt)	390,090	388,980	387,460	388,130
	<b>SUBTOTAL TRANSFERS</b>	<b>390,090</b>	<b>388,980</b>	<b>387,460</b>	<b>388,130</b>
	<b>TOTAL</b>	<b>2,305,045</b>	<b>2,543,608</b>	<b>2,687,490</b>	<b>3,057,670</b>

GENERAL FUND					
PLANNING & BUILDING					ACCOUNTING UNIT
PLNG & BLG AGY-PLANNING					01116510
Account Code	LINE ITEM RESOURCES	ACTUAL FY 21-22	ACTUAL FY 22-23	ADOPTED FY 23-24	ADOPTED FY 24-25
61000	Salaries Regular	1,089,563	1,071,497	1,684,230	1,722,810
61010	Salaries Cash Out/Separation	155,086	20,799	0	0
61020	Salaries Part-Time	51,516	20,918	26,480	26,480
61040	Salaries Overtime	1,397	393	0	0
61100	Retirement-Employer Normal Cost	88,800	99,054	172,830	181,300
61110	Part-Time Retirement	1,919	965	990	990
61120	Medicare Insurance	17,495	15,693	24,360	25,320
61130	Health Insurance	138,951	130,405	277,530	281,720
61170	Retiree Health Benefits	4,170	2,889	5,760	16,940
61180	Worker Compensation Insurance	76,650	60,565	62,510	55,050
	<b>SUBTOTAL SALARIES &amp; BENEFITS</b>	<b>1,625,546</b>	<b>1,423,177</b>	<b>2,254,690</b>	<b>2,310,610</b>
62010	Communications	23,480	19,957	35,770	1,600
62120	Training, Transportation, Meetings	4,475	13,183	10,260	20,560
62130	Tuition Reimbursement	0	0	2,500	2,500
62131	SAMA Wellness and Fitness Program Reimbursements	900	462	900	600
62140	Membership, Subscription & Dues	5,493	6,270	8,500	8,500
62200	Advertising	39,170	39,857	40,000	40,000
62300	Contract Services-Professional	443,313	177,317	968,600	763,000
62302	Contracted Vendor Personnel Services	8,600	4,900	8,400	8,400
62322	Maintenance & Repair Machinery	0	0	400	1,000
62600	Parking Validation	0	0	0	18,000
62700	Auto Expense	7,000	3,200	4,200	4,200
	<b>SUBTOTAL CONTRACTUALS</b>	<b>532,432</b>	<b>265,146</b>	<b>1,079,530</b>	<b>868,360</b>
63000	Office Supplies	8,473	6,421	8,000	8,000
63001	Miscellaneous Operating Expenses	39,972	21,048	16,100	16,100
	<b>SUBTOTAL COMMODITIES</b>	<b>48,446</b>	<b>27,469</b>	<b>24,100</b>	<b>24,100</b>
65010	Rental City Equipment	3,984	4,380	1,270	1,370
65011	Equipment Replacement Charges	5,400	1,350	2,940	2,950
65012	Accident Repair & Replacement	96	96	0	0
65040	IT Maintenance Charge	75,710	73,340	86,180	95,880
65055	Communications- Landlines	0	0	0	13,350
65100	Insurance Charges	93,830	78,628	77,200	70,980
65105	Benefits Overhead	3,570	11,688	11,830	10,860
65210	Delivery Charges	1,320	0	0	0
	<b>SUBTOTAL FIXED CHARGES</b>	<b>183,910</b>	<b>169,482</b>	<b>179,420</b>	<b>195,390</b>
66511	Computer Software Subscriptions	0	136	0	2,770
	<b>SUBTOTAL CAPITAL</b>	<b>0</b>	<b>136</b>	<b>0</b>	<b>2,770</b>
	<b>TOTAL</b>	<b>2,390,334</b>	<b>1,885,409</b>	<b>3,537,740</b>	<b>3,401,230</b>



<b>GENERAL FUND</b>					
<b>PLANNING &amp; BUILDING</b>				<b>ACCOUNTING UNIT</b>	
<b>PLNG &amp; BLG AGY-PERMIT &amp; INS SV</b>				<b>01116520</b>	
<b>Account Code</b>	<b>LINE ITEM RESOURCES</b>	<b>ACTUAL FY 21-22</b>	<b>ACTUAL FY 22-23</b>	<b>ADOPTED FY 23-24</b>	<b>ADOPTED FY 24-25</b>
61000	Salaries Regular	990,996	1,204,270	1,588,210	1,687,570
61010	Salaries Cash Out/Separation	7,178	2,810	0	0
61020	Salaries Part-Time	21,319	25,132	34,160	34,160
61040	Salaries Overtime	11,211	8,033	0	0
61100	Retirement-Employer Normal Cost	90,013	103,212	172,350	175,080
61110	Part-Time Retirement	799	867	1,280	1,280
61120	Medicare Insurance	14,661	16,994	23,010	24,930
61130	Health Insurance	187,132	204,638	331,560	352,920
61170	Retiree Health Benefits	1,900	1,941	3,080	16,560
61180	Worker Compensation Insurance	57,560	67,672	55,460	61,960
	<b>SUBTOTAL SALARIES &amp; BENEFITS</b>	<b>1,382,769</b>	<b>1,635,569</b>	<b>2,209,110</b>	<b>2,354,460</b>
62010	Communications	26,821	29,007	48,550	9,000
62120	Training, Transportation, Meetings	1,903	9,036	15,290	20,290
62131	SAMA Wellness and Fitness Program Reimbursements	0	0	300	300
62140	Membership, Subscription & Dues	2,069	870	1,800	1,800
62300	Contract Services-Professional	195,861	124,447	367,000	107,150
62322	Maintenance & Repair Machinery	0	0	800	0
	<b>SUBTOTAL CONTRACTUALS</b>	<b>226,654</b>	<b>163,360</b>	<b>433,740</b>	<b>138,540</b>
63000	Office Supplies	9,095	6,048	5,000	5,000
63001	Miscellaneous Operating Expenses	12,761	29,766	29,100	11,500
63300	Gas & Diesel	9,128	13,052	15,540	15,540
	<b>SUBTOTAL COMMODITIES</b>	<b>30,984</b>	<b>48,865</b>	<b>49,640</b>	<b>32,040</b>
65010	Rental City Equipment	77,727	97,345	46,770	50,470
65011	Equipment Replacement Charges	21,996	5,499	11,980	19,860
65012	Accident Repair & Replacement	3,492	4,238	1,800	3,950
65040	IT Maintenance Charge	80,610	78,080	91,020	100,930
65055	Communications- Landlines	0	0	0	14,050
65100	Insurance Charges	70,460	87,855	68,490	79,880
65105	Benefits Overhead	4,980	13,060	10,500	12,220
65210	Delivery Charges	810	0	0	0
	<b>SUBTOTAL FIXED CHARGES</b>	<b>260,075</b>	<b>286,077</b>	<b>230,560</b>	<b>281,360</b>
66400	Machinery & Equipment	0	92,887	0	225,000
	<b>SUBTOTAL CAPITAL</b>	<b>0</b>	<b>92,887</b>	<b>0</b>	<b>225,000</b>
	<b>TOTAL</b>	<b>1,900,481</b>	<b>2,226,758</b>	<b>2,923,050</b>	<b>3,031,400</b>

<b>GENERAL FUND</b>					
<b>PLANNING &amp; BUILDING</b>				<b>ACCOUNTING UNIT</b>	
<b>PLNG &amp; BLG AGY-PERMIT &amp; PLN CK</b>				<b>01116530</b>	
<b>Account Code</b>	<b>LINE ITEM RESOURCES</b>	<b>ACTUAL FY 21-22</b>	<b>ACTUAL FY 22-23</b>	<b>ADOPTED FY 23-24</b>	<b>ADOPTED FY 24-25</b>
61000	Salaries Regular	1,405,118	1,700,953	1,898,380	2,024,800
61020	Salaries Part-Time	14,533	16,133	76,250	76,250
61040	Salaries Overtime	103,841	98,335	0	0
61100	Retirement-Employer Normal Cost	111,174	125,517	185,500	188,620
61110	Part-Time Retirement	147	440	2,860	2,860
61120	Medicare Insurance	21,444	24,861	27,480	30,410
61130	Health Insurance	202,107	231,436	299,520	308,520
61170	Retiree Health Benefits	0	0	0	19,670
61180	Worker Compensation Insurance	65,160	94,402	77,770	86,530
	<b>SUBTOTAL SALARIES &amp; BENEFITS</b>	<b>1,923,525</b>	<b>2,292,077</b>	<b>2,567,760</b>	<b>2,737,660</b>
62010	Communications	17,095	16,275	31,250	2,500
62120	Training, Transportation, Meetings	3,017	10,813	9,000	19,000
62140	Membership, Subscription & Dues	4,786	4,960	4,600	4,600
62300	Contract Services-Professional	284,020	116,004	529,000	425,000
62302	Contracted Vendor Personnel Services	0	0	0	13,500
62322	Maintenance & Repair Machinery	0	0	2,800	1,000
	<b>SUBTOTAL CONTRACTUALS</b>	<b>308,917</b>	<b>148,052</b>	<b>576,650</b>	<b>465,600</b>
63000	Office Supplies	8,992	2,624	3,500	5,640
63001	Miscellaneous Operating Expenses	29,896	20,517	21,100	21,100
63300	Gas & Diesel	2,278	2,339	2,140	0
	<b>SUBTOTAL COMMODITIES</b>	<b>41,167</b>	<b>25,480</b>	<b>26,740</b>	<b>26,740</b>
65010	Rental City Equipment	4,116	4,524	4,100	4,420
65011	Equipment Replacement Charges	3,804	951	2,070	2,080
65012	Accident Repair & Replacement	300	300	0	0
65040	IT Maintenance Charge	74,850	83,660	79,640	100,930
65050	IT Department Specific	0	0	200,410	206,420
65055	Communications- Landlines	0	0	0	14,050
65100	Insurance Charges	79,760	122,557	96,050	111,560
65105	Benefits Overhead	4,290	18,218	14,720	17,070
65210	Delivery Charges	1,130	0	0	0
	<b>SUBTOTAL FIXED CHARGES</b>	<b>168,250</b>	<b>230,210</b>	<b>396,990</b>	<b>456,530</b>
66511	Computer Software Subscriptions	0	0	0	1,850
	<b>SUBTOTAL CAPITAL</b>	<b>0</b>	<b>0</b>	<b>0</b>	<b>1,850</b>
	<b>TOTAL</b>	<b>2,441,859</b>	<b>2,695,819</b>	<b>3,568,140</b>	<b>3,688,380</b>

<b>GENERAL FUND</b>					
<b>PLANNING &amp; BUILDING</b>					<b>ACCOUNTING UNIT</b>
<b>PLNG &amp; BLG AGY-COMM PRESERVA</b>					<b>01116540</b>
<b>Account Code</b>	<b>LINE ITEM RESOURCES</b>	<b>ACTUAL FY 21-22</b>	<b>ACTUAL FY 22-23</b>	<b>ADOPTED FY 23-24</b>	<b>ADOPTED FY 24-25</b>
61000	Salaries Regular	734,065	836,060	1,323,300	1,543,980
61010	Salaries Cash Out/Separation	1,896	1,878	0	0
61020	Salaries Part-Time	0	8,483	22,380	22,380
61040	Salaries Overtime	2,076	29,956	0	15,000
61100	Retirement-Employer Normal Cost	48,662	52,169	119,230	149,090
61110	Part-Time Retirement	0	318	840	840
61120	Medicare Insurance	10,769	11,758	19,140	22,680
61130	Health Insurance	112,347	111,410	254,970	313,800
61170	Retiree Health Benefits	3,079	3,187	3,280	15,040
61180	Worker Compensation Insurance	51,270	45,215	40,210	42,560
	<b>SUBTOTAL SALARIES &amp; BENEFITS</b>	<b>964,164</b>	<b>1,100,434</b>	<b>1,783,350</b>	<b>2,125,370</b>
62010	Communications	31,205	30,265	35,110	10,000
62120	Training, Transportation, Meetings	12,180	17,017	9,000	14,000
62131	SAMA Wellness and Fitness Program Reimbursements	0	540	300	600
62140	Membership, Subscription & Dues	1,033	1,901	3,100	3,100
62200	Advertising	300	0	0	0
62300	Contract Services-Professional	92,424	142,532	85,500	89,850
62322	Maintenance & Repair Machinery	0	0	400	0
	<b>SUBTOTAL CONTRACTUALS</b>	<b>137,142</b>	<b>192,256</b>	<b>133,410</b>	<b>117,550</b>
63000	Office Supplies	0	0	0	5,200
63001	Miscellaneous Operating Expenses	59,094	34,251	149,510	20,000
63300	Gas & Diesel	15,312	16,340	12,120	12,120
	<b>SUBTOTAL COMMODITIES</b>	<b>74,406</b>	<b>50,592</b>	<b>161,630</b>	<b>37,320</b>
65010	Rental City Equipment	79,730	123,404	68,500	73,920
65011	Equipment Replacement Charges	11,758	4,149	5,940	12,480
65012	Accident Repair & Replacement	4,110	5,590	2,400	5,260
65040	IT Maintenance Charge	74,850	66,930	73,950	83,120
65055	Communications- Landlines	0	0	0	11,570
65100	Insurance Charges	62,760	58,694	49,660	54,870
65105	Benefits Overhead	4,010	8,725	7,610	8,400
65210	Delivery Charges	610	0	0	0
	<b>SUBTOTAL FIXED CHARGES</b>	<b>237,828</b>	<b>267,492</b>	<b>208,060</b>	<b>249,620</b>
66400	Machinery & Equipment	0	21,850	80,000	629,000
66511	Computer Software Subscriptions	0	0	0	960
	<b>SUBTOTAL CAPITAL</b>	<b>0</b>	<b>21,850</b>	<b>80,000</b>	<b>629,960</b>
	<b>TOTAL</b>	<b>1,413,540</b>	<b>1,632,624</b>	<b>2,366,450</b>	<b>3,159,820</b>

GENERAL FUND					
PLANNING & BUILDING					ACCOUNTING UNIT
PROACTIV RENTL ENFORCEMENT PRG					01116550
Account Code	LINE ITEM RESOURCES	ACTUAL FY 21-22	ACTUAL FY 22-23	ADOPTED FY 23-24	ADOPTED FY 24-25
61000	Salaries Regular	489,905	498,922	594,410	609,880
61010	Salaries Cash Out/Separation	0	2,287	0	0
61040	Salaries Overtime	1,800	41,757	0	0
61100	Retirement-Employer Normal Cost	29,508	26,616	39,020	44,910
61120	Medicare Insurance	7,151	7,315	8,590	8,810
61130	Health Insurance	64,606	64,880	84,600	97,320
61170	Retiree Health Benefits	0	0	0	5,810
61180	Worker Compensation Insurance	16,690	27,573	26,840	25,140
	<b>SUBTOTAL SALARIES &amp; BENEFITS</b>	<b>609,661</b>	<b>669,349</b>	<b>753,460</b>	<b>791,870</b>
62010	Communications	3,060	3,060	9,380	3,000
62120	Training, Transportation, Meetings	1,824	1,298	1,200	6,500
62140	Membership, Subscription & Dues	450	450	900	900
62300	Contract Services-Professional	3,447	219	4,350	6,000
62322	Maintenance & Repair Machinery	0	0	100	100
	<b>SUBTOTAL CONTRACTUALS</b>	<b>8,781</b>	<b>5,027</b>	<b>15,930</b>	<b>16,500</b>
63001	Miscellaneous Operating Expenses	6,300	4,417	4,750	5,680
63300	Gas & Diesel	4,988	5,398	4,700	4,700
	<b>SUBTOTAL COMMODITIES</b>	<b>11,288</b>	<b>9,815</b>	<b>9,450</b>	<b>10,380</b>
65010	Rental City Equipment	19,464	25,284	18,590	20,060
65011	Equipment Replacement Charges	11,316	2,829	6,170	6,170
65012	Accident Repair & Replacement	375	1,200	370	810
65040	IT Maintenance Charge	28,790	27,890	34,130	35,620
65055	Communications- Landlines	0	0	0	4,960
65100	Insurance Charges	20,430	35,796	33,140	32,420
65105	Benefits Overhead	1,570	5,321	5,080	4,960
65210	Delivery Charges	210	0	0	0
	<b>SUBTOTAL FIXED CHARGES</b>	<b>82,155</b>	<b>98,320</b>	<b>97,480</b>	<b>105,000</b>
	<b>TOTAL</b>	<b>711,885</b>	<b>782,511</b>	<b>876,320</b>	<b>923,750</b>

<b>GENERAL FUND</b>					
<b>PLANNING &amp; BUILDING</b>					<b>ACCOUNTING UNIT</b>
<b>NEIGHBORHOOD INITIATIVES PROGR</b>					<b>01116560</b>
<b>Account Code</b>	<b>LINE ITEM RESOURCES</b>	<b>ACTUAL FY 21-22</b>	<b>ACTUAL FY 22-23</b>	<b>ADOPTED FY 23-24</b>	<b>ADOPTED FY 24-25</b>
61000	Salaries Regular	305,810	371,408	336,510	566,210
61010	Salaries Cash Out/Separation	0	476	0	0
61040	Salaries Overtime	624	2,812	0	0
61100	Retirement-Employer Normal Cost	19,310	28,141	42,230	54,770
61120	Medicare Insurance	4,324	5,096	4,880	8,190
61130	Health Insurance	46,140	68,076	91,800	102,840
61170	Retiree Health Benefits	0	1,010	0	5,510
61180	Worker Compensation Insurance	17,420	20,402	16,760	18,720
	<b>SUBTOTAL SALARIES &amp; BENEFITS</b>	<b>393,628</b>	<b>497,422</b>	<b>492,180</b>	<b>756,240</b>
62010	Communications	1,668	1,870	7,090	2,600
62120	Training, Transportation, Meetings	75	28	1,400	6,000
62140	Membership, Subscription & Dues	0	300	1,200	1,200
62200	Advertising	0	0	500	0
62251	Other Agency Services	0	0	400	0
62300	Contract Services-Professional	4,602	2,685	3,470	123,470
62322	Maintenance & Repair Machinery	0	0	1,200	1,000
62600	Parking Validation	0	14	400	1,500
	<b>SUBTOTAL CONTRACTUALS</b>	<b>6,345</b>	<b>4,897</b>	<b>15,660</b>	<b>135,770</b>
63000	Office Supplies	0	0	0	8,000
63001	Miscellaneous Operating Expenses	53,612	37,435	45,330	37,620
63300	Gas & Diesel	102	242	570	570
	<b>SUBTOTAL COMMODITIES</b>	<b>53,713</b>	<b>37,678</b>	<b>45,900</b>	<b>46,190</b>
65010	Rental City Equipment	5,052	5,556	3,730	4,030
65012	Accident Repair & Replacement	1,125	300	0	0
65040	IT Maintenance Charge	23,030	22,310	22,750	23,750
65055	Communications- Landlines	0	0	0	3,310
65100	Insurance Charges	21,320	26,487	20,690	24,130
65105	Benefits Overhead	1,510	3,937	3,170	3,690
65210	Delivery Charges	300	0	0	0
	<b>SUBTOTAL FIXED CHARGES</b>	<b>52,337</b>	<b>58,591</b>	<b>50,340</b>	<b>58,910</b>
66511	Computer Software Subscriptions	0	68	0	1,700
	<b>SUBTOTAL CAPITAL</b>	<b>0</b>	<b>68</b>	<b>0</b>	<b>1,700</b>
	<b>TOTAL</b>	<b>506,023</b>	<b>598,655</b>	<b>604,080</b>	<b>998,810</b>

**CANNABIS PUBLIC BENEFIT  
DEPARTMENT RESOURCE SUMMARY**

**PLANNING & BUILDING**

<b>ACTIVITIES</b>		<b>ACTUAL FY 21-22</b>	<b>ACTUAL FY 22-23</b>	<b>ADOPTED FY 23-24</b>	<b>ADOPTED FY 24-25</b>
EXPENDITURES					
01216010	PBA ENFORCEMENT SERVICES	488,028	998,054	1,190,520	1,144,220
	TOTAL EXPENDITURES	488,028	998,054	1,190,520	1,144,220
<b>OPERATING EXPENSES</b>		<b>ACTUAL FY 21-22</b>	<b>ACTUAL FY 22-23</b>	<b>ADOPTED FY 23-24</b>	<b>ADOPTED FY 24-25</b>
61000	SALARIES & BENEFITS	399,961	675,066	969,430	980,600
62000	CONTRACTUALS	19,094	98,328	90,710	36,500
63000	COMMODITIES	20,723	104,303	44,420	19,420
65000	FIXED CHARGES	48,250	80,038	85,960	107,490
66000	CAPITAL	0	40,320	0	210
	<b>TOTAL</b>	<b>488,028</b>	<b>998,054</b>	<b>1,190,520</b>	<b>1,144,220</b>

<b>CANNABIS PUBLIC BENEFIT</b>					
<b>PLANNING &amp; BUILDING</b>				<b>ACCOUNTING UNIT</b>	
<b>PBA ENFORCEMENT SERVICES</b>				<b>01216010</b>	
<b>Account Code</b>	<b>LINE ITEM RESOURCES</b>	<b>ACTUAL FY 21-22</b>	<b>ACTUAL FY 22-23</b>	<b>ADOPTED FY 23-24</b>	<b>ADOPTED FY 24-25</b>
61000	Salaries Regular	299,810	441,662	649,820	749,210
61040	Salaries Overtime	18,296	111,553	0	0
61100	Retirement-Employer Normal Cost	23,089	33,516	106,130	77,240
61120	Medicare Insurance	4,487	6,542	13,460	10,840
61130	Health Insurance	34,790	58,042	183,600	113,710
61170	Retiree Health Benefits	0	0	0	7,340
61180	Worker Compensation Insurance	19,490	23,751	16,420	22,260
	<b>SUBTOTAL SALARIES &amp; BENEFITS</b>	<b>399,961</b>	<b>675,066</b>	<b>969,430</b>	<b>980,600</b>
62010	Communications	0	0	16,610	3,300
62120	Training, Transportation, Meetings	2,653	3,866	1,800	2,000
62140	Membership, Subscription & Dues	270	2,715	600	600
62300	Contract Services-Professional	16,171	91,747	71,700	30,600
	<b>SUBTOTAL CONTRACTUALS</b>	<b>19,094</b>	<b>98,328</b>	<b>90,710</b>	<b>36,500</b>
63000	Office Supplies	4,021	13,046	18,000	5,000
63001	Miscellaneous Operating Expenses	16,702	91,257	24,000	12,000
63300	Gas & Diesel	0	0	2,420	2,420
	<b>SUBTOTAL COMMODITIES</b>	<b>20,723</b>	<b>104,303</b>	<b>44,420</b>	<b>19,420</b>
65040	IT Maintenance Charge	23,030	44,620	62,570	65,310
65055	Communications- Landlines	0	0	0	9,090
65100	Insurance Charges	23,860	31,763	20,280	28,700
65105	Benefits Overhead	1,290	3,655	3,110	4,390
65210	Delivery Charges	70	0	0	0
	<b>SUBTOTAL FIXED CHARGES</b>	<b>48,250</b>	<b>80,038</b>	<b>85,960</b>	<b>107,490</b>
66400	Machinery & Equipment	0	40,320	0	0
66511	Computer Software Subscriptions	0	0	0	210
	<b>SUBTOTAL CAPITAL</b>	<b>0</b>	<b>40,320</b>	<b>0</b>	<b>210</b>
	<b>TOTAL</b>	<b>488,028</b>	<b>998,054</b>	<b>1,190,520</b>	<b>1,144,220</b>

<b>CASp CERTIFICATION AND TRAINING FUND DEPARTMENT RESOURCE SUMMARY</b>				
<b>PLANNING &amp; BUILDING</b>				
<b>ACTIVITIES</b>	<b>ACTUAL FY 21-22</b>	<b>ACTUAL FY 22-23</b>	<b>ADOPTED FY 23-24</b>	<b>ADOPTED FY 24-25</b>
<b>REVENUES</b>				
52366 CASp Certification Training Fund	88,630	87,906	85,000	85,000
58000 Earning On Investments	2,300	3,887	0	0
<b>TOTAL REVENUES</b>	<b>90,930</b>	<b>91,793</b>	<b>85,000</b>	<b>85,000</b>
<b>EXPENDITURES</b>				
01616500 CASp CERTIFICATION AND TRAINING	3,925	4,743	85,000	85,000
<b>TOTAL EXPENDITURES</b>	<b>3,925</b>	<b>4,743</b>	<b>85,000</b>	<b>85,000</b>
<b>OPERATING EXPENSES</b>	<b>ACTUAL FY 21-22</b>	<b>ACTUAL FY 22-23</b>	<b>ADOPTED FY 23-24</b>	<b>ADOPTED FY 24-25</b>
62000 CONTRACTUALS	2,868	4,743	59,500	59,500
63000 COMMODITIES	1,057	0	25,500	25,500
<b>TOTAL</b>	<b>3,925</b>	<b>4,743</b>	<b>85,000</b>	<b>85,000</b>



<b>CASp CERTIFICATION AND TRAINING FUND</b>					
<b>PLANNING &amp; BUILDING</b>				<b>ACCOUNTING UNIT</b>	
<b>CASp CERTIFICATION AND TRAINING</b>				<b>01616002</b>	
<b>Account Code</b>	<b>LINE ITEM RESOURCES</b>	<b>ACTUAL FY 21-22</b>	<b>ACTUAL FY 22-23</b>	<b>ADOPTED FY 23-24</b>	<b>ADOPTED FY 24-25</b>
52366	CASp Certification Training Fund	88,630	87,906	85,000	85,000
58000	Earning On Investments	2,300	3,887	0	0
	<b>SUBTOTAL REVENUES</b>	<b>90,930</b>	<b>91,793</b>	<b>85,000</b>	<b>85,000</b>
	<b>TOTAL</b>	<b>90,930</b>	<b>91,793</b>	<b>85,000</b>	<b>85,000</b>

<b>CASp CERTIFICATION AND TRAINING FUND</b>					
<b>PLANNING &amp; BUILDING</b>					<b>ACCOUNTING UNIT</b>
<b>CASp CERTIFICATION AND TRAINING</b>					<b>01616500</b>
<b>Account Code</b>	<b>LINE ITEM RESOURCES</b>	<b>ACTUAL FY 21-22</b>	<b>ACTUAL FY 22-23</b>	<b>ADOPTED FY 23-24</b>	<b>ADOPTED FY 24-25</b>
62120	Training, Transportation, Meetings	2,468	2,277	21,300	21,300
62140	Membership, Subscription & Dues	400	2,466	17,000	17,000
62300	Contract Services-Professional	0	0	21,200	21,200
	<b>SUBTOTAL CONTRACTUALS</b>	<b>2,868</b>	<b>4,743</b>	<b>59,500</b>	<b>59,500</b>
63001	Miscellaneous Operating Expenses	1,057	0	25,500	25,500
	<b>SUBTOTAL COMMODITIES</b>	<b>1,057</b>	<b>0</b>	<b>25,500</b>	<b>25,500</b>
	<b>TOTAL</b>	<b>3,925</b>	<b>4,743</b>	<b>85,000</b>	<b>85,000</b>

**AIR QUALITY IMPR. (AB 2766)  
DEPARTMENT RESOURCE SUMMARY**

**PLANNING & BUILDING**

<b>ACTIVITIES</b>		<b>ACTUAL FY 21-22</b>	<b>ACTUAL FY 22-23</b>	<b>ADOPTED FY 23-24</b>	<b>ADOPTED FY 24-25</b>
EXPENDITURES					
03116510	PLANNING-AIR QUALITY IMPROV	249,353	80,452	335,650	249,250
	TOTAL EXPENDITURES	249,353	80,452	335,650	249,250
<b>OPERATING EXPENSES</b>		<b>ACTUAL FY 21-22</b>	<b>ACTUAL FY 22-23</b>	<b>ADOPTED FY 23-24</b>	<b>ADOPTED FY 24-25</b>
61000	SALARIES & BENEFITS	205,021	60,173	182,280	201,850
62000	CONTRACTUALS	13,842	434	110,000	10,000
65000	FIXED CHARGES	29,055	14,256	39,080	32,700
68000	TRANSFERS	1,435	5,588	4,290	4,700
	<b>TOTAL</b>	<b>249,353</b>	<b>80,452</b>	<b>335,650</b>	<b>249,250</b>

AIR QUALITY IMPR. (AB 2766)					
PLANNING & BUILDING				ACCOUNTING UNIT	
PLANNING-AIR QUALITY IMPROV				03116510	
Account Code	LINE ITEM RESOURCES	ACTUAL FY 21-22	ACTUAL FY 22-23	ADOPTED FY 23-24	ADOPTED FY 24-25
61000	Salaries Regular	137,471	37,722	89,750	108,790
61020	Salaries Part-Time	13,031	2,212	37,240	37,240
61100	Retirement-Employer Normal Cost	9,726	4,244	11,260	13,300
61102	Retirement- Employer Unfunded- Miscellaneous	26,294	9,839	13,590	16,070
61110	Part-Time Retirement	489	83	1,400	1,400
61120	Medicare Insurance	1,550	572	1,300	2,120
61130	Health Insurance	8,616	3,137	19,350	19,840
61170	Retiree Health Benefits	124	89	150	1,080
61180	Worker Compensation Insurance	7,720	2,276	8,240	2,010
	<b>SUBTOTAL SALARIES &amp; BENEFITS</b>	<b>205,021</b>	<b>60,173</b>	<b>182,280</b>	<b>201,850</b>
62300	Contract Services-Professional	13,842	434	110,000	10,000
	<b>SUBTOTAL CONTRACTUALS</b>	<b>13,842</b>	<b>434</b>	<b>110,000</b>	<b>10,000</b>
65040	IT Maintenance Charge	4,890	4,740	4,840	5,050
65055	Communications- Landlines	0	0	0	700
65100	Insurance Charges	9,450	2,955	10,180	2,600
65105	Benefits Overhead	260	439	1,560	400
65210	Delivery Charges	50	0	0	0
65400	Indirect Costs	14,405	6,122	22,500	23,950
	<b>SUBTOTAL FIXED CHARGES</b>	<b>29,055</b>	<b>14,256</b>	<b>39,080</b>	<b>32,700</b>
68001	POB Misc Xfer to Fund 406	1,435	5,588	4,290	4,700
	<b>SUBTOTAL TRANSFERS</b>	<b>1,435</b>	<b>5,588</b>	<b>4,290</b>	<b>4,700</b>
	<b>TOTAL</b>	<b>249,353</b>	<b>80,452</b>	<b>335,650</b>	<b>249,250</b>

**CITY SERVICES  
DEPARTMENT RESOURCE SUMMARY**

**PLANNING & BUILDING**

ACTIVITIES		ACTUAL FY 21-22	ACTUAL FY 22-23	ADOPTED FY 23-24	ADOPTED FY 24-25
REVENUES					
53607	EIR Developer Fees	138,064	705,621	1,000,000	1,500,000
53618	PBA-Expedited Inspections	0	0	500,000	0
53635	PBA - Trust & Agency	0	0	79,700	0
53636	PBA Building/Planning-Cash Bonds	38,155	1,998	589,200	589,200
53637	PBA - Accelerated Plan Check	1,152,327	711,614	900,000	1,000,000
57018	Receivership	0	0	200,000	0
	<b>TOTAL REVENUES</b>	<b>1,328,546</b>	<b>1,419,233</b>	<b>3,268,900</b>	<b>3,089,200</b>
EXPENDITURES					
05316021	PLNG & BLG AGY SERVICES	568,805	1,177,388	3,268,900	3,089,200
	<b>TOTAL EXPENDITURES</b>	<b>568,805</b>	<b>1,177,388</b>	<b>3,268,900</b>	<b>3,089,200</b>
OPERATING EXPENSES		ACTUAL FY 21-22	ACTUAL FY 22-23	ADOPTED FY 23-24	ADOPTED FY 24-25
62000	CONTRACTUALS	568,805	1,177,388	3,268,900	3,089,200
	<b>TOTAL</b>	<b>568,805</b>	<b>1,177,388</b>	<b>3,268,900</b>	<b>3,089,200</b>

<b>CITY SERVICES</b>					
<b>PLANNING &amp; BUILDING</b>			<b>ACCOUNTING UNIT</b>		
<b>PBA REVENUE</b>			<b>05316002</b>		
<b>Account Code</b>	<b>LINE ITEM RESOURCES</b>	<b>ACTUAL FY 21-22</b>	<b>ACTUAL FY 22-23</b>	<b>ADOPTED FY 23-24</b>	<b>ADOPTED FY 24-25</b>
53607	EIR Developer Fees	138,064	705,621	1,000,000	1,500,000
53618	PBA-Expedited Inspections	0	0	500,000	0
53635	PBA - Trust & Agency	0	0	79,700	0
53636	PBA Building/Planning-Cash Bonds	38,155	1,998	589,200	589,200
53637	PBA - Accelerated Plan Check	1,152,327	711,614	900,000	1,000,000
57018	Receivership	0	0	200,000	0
	<b>SUBTOTAL REVENUES</b>	<b>1,328,546</b>	<b>1,419,233</b>	<b>3,268,900</b>	<b>3,089,200</b>
	<b>TOTAL</b>	<b>1,328,546</b>	<b>1,419,233</b>	<b>3,268,900</b>	<b>3,089,200</b>

<b>CITY SERVICES</b>					
<b>PLANNING &amp; BUILDING</b>				<b>ACCOUNTING UNIT</b>	
<b>PLNG &amp; BLG AGY SERVICES</b>				<b>05316021</b>	
<b>Account Code</b>	<b>LINE ITEM RESOURCES</b>	<b>ACTUAL FY 21-22</b>	<b>ACTUAL FY 22-23</b>	<b>ADOPTED FY 23-24</b>	<b>ADOPTED FY 24-25</b>
62300	Contract Services-Professional	4,053	73	500,000	500,000
62308	Consultant Services-EIR Develo	0	374,173	1,000,000	1,000,000
62311	Contract Services-Planning Con	34,198	0	0	0
62312	Contract Services-Trust & Agen	0	0	79,700	0
62315	Contract Services-Building/Pla	0	0	589,200	589,200
62318	Contract Services-PBA-Accelera	530,554	803,143	1,000,000	1,000,000
62323	Contract Services - Expedited	0	0	100,000	0
	<b>SUBTOTAL CONTRACTUALS</b>	<b>568,805</b>	<b>1,177,388</b>	<b>3,268,900</b>	<b>3,089,200</b>
	<b>TOTAL</b>	<b>568,805</b>	<b>1,177,388</b>	<b>3,268,900</b>	<b>3,089,200</b>

<b>SMIP DEPARTMENT RESOURCE SUMMARY PLANNING &amp; BUILDING</b>				
<b>ACTIVITIES</b>	<b>ACTUAL FY 21-22</b>	<b>ACTUAL FY 22-23</b>	<b>ADOPTED FY 23-24</b>	<b>ADOPTED FY 24-25</b>
<b>REVENUES</b>				
53638 Strong-Motion Instrumentation Program	3,922	5,510	16,000	16,000
<b>TOTAL REVENUES</b>	<b>3,922</b>	<b>5,510</b>	<b>16,000</b>	<b>16,000</b>
<b>EXPENDITURES</b>				
11016500 Strong-Motion Instrumentation	0	0	16,000	16,000
<b>TOTAL EXPENDITURES</b>	<b>0</b>	<b>0</b>	<b>16,000</b>	<b>16,000</b>
<b>OPERATING EXPENSES</b>	<b>ACTUAL FY 21-22</b>	<b>ACTUAL FY 22-23</b>	<b>ADOPTED FY 23-24</b>	<b>ADOPTED FY 24-25</b>
62000 CONTRACTUALS	0	0	8,000	8,000
63000 COMMODITIES	0	0	8,000	8,000
<b>TOTAL</b>	<b>0</b>	<b>0</b>	<b>16,000</b>	<b>16,000</b>



<b>SMIP</b>					
<b>PLANNING &amp; BUILDING</b>			<b>ACCOUNTING UNIT</b>		
<b>Strong-Motion Instrumentation</b>			<b>11016002</b>		
Account Code	LINE ITEM RESOURCES	ACTUAL FY 21-22	ACTUAL FY 22-23	ADOPTED FY 23-24	ADOPTED FY 24-25
53638	Strong-Motion Instrumentation Program	3,922	5,510	16,000	16,000
	<b>SUBTOTAL REVENUES</b>	<b>3,922</b>	<b>5,510</b>	<b>16,000</b>	<b>16,000</b>
	<b>TOTAL</b>	<b>3,922</b>	<b>5,510</b>	<b>16,000</b>	<b>16,000</b>

<b>SMIP</b>					
<b>PLANNING &amp; BUILDING</b>				<b>ACCOUNTING UNIT</b>	
<b>Strong-Motion Instrumentation</b>				<b>11016500</b>	
Account Code	LINE ITEM RESOURCES	ACTUAL FY 21-22	ACTUAL FY 22-23	ADOPTED FY 23-24	ADOPTED FY 24-25
62120	Training, Transportation, Meetings	0	0	1,600	1,600
62300	Contract Services-Professional	0	0	6,400	6,400
	<b>SUBTOTAL CONTRACTUALS</b>	<b>0</b>	<b>0</b>	<b>8,000</b>	<b>8,000</b>
63001	Miscellaneous Operating Expenses	0	0	8,000	8,000
	<b>SUBTOTAL COMMODITIES</b>	<b>0</b>	<b>0</b>	<b>8,000</b>	<b>8,000</b>
	<b>TOTAL</b>	<b>0</b>	<b>0</b>	<b>16,000</b>	<b>16,000</b>

**SPECIAL REPAIR/DEMOLITION  
DEPARTMENT RESOURCE SUMMARY**

**PLANNING & BUILDING**

<b>ACTIVITIES</b>		<b>ACTUAL FY 21-22</b>	<b>ACTUAL FY 22-23</b>	<b>ADOPTED FY 23-24</b>	<b>ADOPTED FY 24-25</b>
REVENUES					
53507	Emergency Repair Assessment	248,300	84,203	100,000	100,000
TOTAL REVENUES		248,300	84,203	100,000	100,000
EXPENDITURES					
12116540	SPECIAL REPAIR/DEMOLITION	28,649	27,872	100,000	100,000
TOTAL EXPENDITURES		28,649	27,872	100,000	100,000
<b>OPERATING EXPENSES</b>		<b>ACTUAL FY 21-22</b>	<b>ACTUAL FY 22-23</b>	<b>ADOPTED FY 23-24</b>	<b>ADOPTED FY 24-25</b>
62000	CONTRACTUALS	28,649	27,872	100,000	100,000
<b>TOTAL</b>		<b>28,649</b>	<b>27,872</b>	<b>100,000</b>	<b>100,000</b>

<b>SPECIAL REPAIR/DEMOLITION</b>				
<b>PLANNING &amp; BUILDING</b>				<b>ACCOUNTING UNIT</b>
<b>SPECIAL REPAIR/DEMOL-PLANNG</b>				<b>12116002</b>
<b>Account Code</b>	<b>LINE ITEM RESOURCES</b>	<b>ACTUAL FY 21-22</b>	<b>ACTUAL FY 22-23</b>	<b>ADOPTED FY 23-24</b>
53507	Emergency Repair Assessment	248,300	84,203	100,000
	<b>SUBTOTAL REVENUES</b>	<b>248,300</b>	<b>84,203</b>	<b>100,000</b>
	<b>TOTAL</b>	<b>248,300</b>	<b>84,203</b>	<b>100,000</b>

<b>SPECIAL REPAIR/DEMOLITION</b>				
<b>PLANNING &amp; BUILDING</b>				<b>ACCOUNTING UNIT</b>
<b>SPECIAL REPAIR/DEMOLITION</b>				<b>12116540</b>
<b>Account Code</b>	<b>LINE ITEM RESOURCES</b>	<b>ACTUAL FY 21-22</b>	<b>ACTUAL FY 22-23</b>	<b>ADOPTED FY 23-24</b>
62300	Contract Services-Professional	28,649	27,872	100,000
	<b>SUBTOTAL CONTRACTUALS</b>	<b>28,649</b>	<b>27,872</b>	<b>100,000</b>
	<b>TOTAL</b>	<b>28,649</b>	<b>27,872</b>	<b>100,000</b>

<b>SB2 Planning DEPARTMENT RESOURCE SUMMARY</b>				
<b>PLANNING &amp; BUILDING</b>				
<b>ACTIVITIES</b>	<b>ACTUAL FY 21-22</b>	<b>ACTUAL FY 22-23</b>	<b>ADOPTED FY 23-24</b>	<b>ADOPTED FY 24-25</b>
<b>REVENUES</b>				
52025 State Grants-Direct	0	245,847	1,030,170	0
<b>TOTAL REVENUES</b>	<b>0</b>	<b>245,847</b>	<b>1,030,170</b>	<b>0</b>
<b>EXPENDITURES</b>				
15816500 SB2 Planning Grants Progrm	241,962	218,556	246,550	0
15816501 PBA LEAP Program	95,099	24,977	596,000	0
<b>TOTAL EXPENDITURES</b>	<b>337,060</b>	<b>243,533</b>	<b>842,550</b>	<b>0</b>
<b>OPERATING EXPENSES</b>	<b>ACTUAL FY 21-22</b>	<b>ACTUAL FY 22-23</b>	<b>ADOPTED FY 23-24</b>	<b>ADOPTED FY 24-25</b>
62000 CONTRACTUALS	330,398	244,731	485,000	0
63000 COMMODITIES	144	0	357,550	0
66000 CAPITAL	6,518	(1,197)	0	0
<b>TOTAL</b>	<b>337,060</b>	<b>243,533</b>	<b>842,550</b>	<b>0</b>

<b>SB2 Planning</b>					
<b>PLANNING &amp; BUILDING</b>				<b>ACCOUNTING UNIT</b>	
<b>Planning Grants Program Revenue</b>				<b>15816002</b>	
Account Code	LINE ITEM RESOURCES	ACTUAL FY 21-22	ACTUAL FY 22-23	ADOPTED FY 23-24	ADOPTED FY 24-25
52025	State Grants-Direct	0	245,847	1,030,170	0
	<b>SUBTOTAL REVENUES</b>	<b>0</b>	<b>245,847</b>	<b>1,030,170</b>	<b>0</b>
	<b>TOTAL</b>	<b>0</b>	<b>245,847</b>	<b>1,030,170</b>	<b>0</b>

<b>SB2 Planning</b>					
<b>PLANNING &amp; BUILDING</b>				<b>ACCOUNTING UNIT</b>	
<b>SB2 Planning Grants Program</b>				<b>15816500</b>	
Account Code	LINE ITEM RESOURCES	ACTUAL FY 21-22	ACTUAL FY 22-23	ADOPTED FY 23-24	ADOPTED FY 24-25
62300	Contract Services-Professional	235,443	219,754	185,000	0
	<b>SUBTOTAL CONTRACTUALS</b>	<b>235,443</b>	<b>219,754</b>	<b>185,000</b>	<b>0</b>
63001	Miscellaneous Operating Expenses	0	0	61,550	0
	<b>SUBTOTAL COMMODITIES</b>	<b>0</b>	<b>0</b>	<b>61,550</b>	<b>0</b>
66400	Machinery & Equipment	6,518	(1,197)	0	0
	<b>SUBTOTAL CAPITAL</b>	<b>6,518</b>	<b>(1,197)</b>	<b>0</b>	<b>0</b>
	<b>TOTAL</b>	<b>241,962</b>	<b>218,556</b>	<b>246,550</b>	<b>0</b>



<b>SB2 Planning</b>					
<b>PLANNING &amp; BUILDING</b>				<b>ACCOUNTING UNIT</b>	
<b>PBA LEAP Program</b>				<b>15816501</b>	
<b>Account Code</b>	<b>LINE ITEM RESOURCES</b>	<b>ACTUAL FY 21-22</b>	<b>ACTUAL FY 22-23</b>	<b>ADOPTED FY 23-24</b>	
		<b>ADOPTED FY 24-25</b>			
62300	Contract Services-Professional	94,955	24,977	300,000	0
<b>SUBTOTAL CONTRACTUALS</b>		<b>94,955</b>	<b>24,977</b>	<b>300,000</b>	<b>0</b>
63001	Miscellaneous Operating Expenses	144	0	296,000	0
<b>SUBTOTAL COMMODITIES</b>		<b>144</b>	<b>0</b>	<b>296,000</b>	<b>0</b>
<b>TOTAL</b>		<b>95,099</b>	<b>24,977</b>	<b>596,000</b>	<b>0</b>

**American Rescue Plan Act  
DEPARTMENT RESOURCE SUMMARY**

**PLANNING & BUILDING**

<b>ACTIVITIES</b>		<b>ACTUAL FY 21-22</b>	<b>ACTUAL FY 22-23</b>	<b>ADOPTED FY 23-24</b>	<b>ADOPTED FY 24-25</b>
EXPENDITURES					
18116013	ARPA - PBA	0	595,281	532,060	0
	TOTAL EXPENDITURES	0	595,281	532,060	0
<b>OPERATING EXPENSES</b>		<b>ACTUAL FY 21-22</b>	<b>ACTUAL FY 22-23</b>	<b>ADOPTED FY 23-24</b>	<b>ADOPTED FY 24-25</b>
61000	SALARIES & BENEFITS	0	324,494	506,680	0
62000	CONTRACTUALS	0	254,244	0	0
65000	FIXED CHARGES	0	16,543	25,380	0
	<b>TOTAL</b>	<b>0</b>	<b>595,281</b>	<b>532,060</b>	<b>0</b>

American Rescue Plan Act					
PLANNING & BUILDING					ACCOUNTING UNIT
ARPA - PBA					18116013
Account Code	LINE ITEM RESOURCES	ACTUAL FY 21-22	ACTUAL FY 22-23	ADOPTED FY 23-24	ADOPTED FY 24-25
61000	Salaries Regular	0	208,428	334,540	0
61040	Salaries Overtime	0	1,795	0	0
61100	Retirement-Employer Normal Cost	0	20,342	41,990	0
61102	Retirement- Employer Unfunded- Miscellaneous	0	47,161	44,020	0
61120	Medicare Insurance	0	2,850	4,850	0
61130	Health Insurance	0	32,824	79,440	0
61180	Worker Compensation Insurance	0	11,093	1,840	0
	<b>SUBTOTAL SALARIES &amp; BENEFITS</b>	<b>0</b>	<b>324,494</b>	<b>506,680</b>	<b>0</b>
62300	Contract Services-Professional	0	254,244	0	0
	<b>SUBTOTAL CONTRACTUALS</b>	<b>0</b>	<b>254,244</b>	<b>0</b>	<b>0</b>
65040	IT Maintenance Charge	0	0	22,750	0
65100	Insurance Charges	0	14,402	2,280	0
65105	Benefits Overhead	0	2,141	350	0
	<b>SUBTOTAL FIXED CHARGES</b>	<b>0</b>	<b>16,543</b>	<b>25,380</b>	<b>0</b>
	<b>TOTAL</b>	<b>0</b>	<b>595,281</b>	<b>532,060</b>	<b>0</b>

# Public Works Agency

**Departmental / Program Information**

FY 24 -25 Adopted Budget

Public Works Agency Position Summary			
Authorized Personnel	Funded FY 23-24	Workforce Changes	Funded FY 24-25
Accounting Assistant	3		3
Administrative Services Manager (MM)	2	(1)	1
Assistant Engineer	16	3	19
Assistant Instrument Technician	2		2
Assistant Park and Landscape Planner	1		1
Assistant Public Works Maintenance Manager (AM)	1		1
Assistant Traffic Operations Engineer	1		1
Associate Engineer	15		15
Associate Park and Landscape Planner	2	(1)	1
Building Maintenance Supervisor	2		2
Building Maintenance Technician	9	1	10
Civil Engineer***	5		5
Community Liaison	1		1
Construction Inspector	6		6
Corporate Yard Maintenance Attendant*	2		2
Data Entry Office Assistant	1		1
Deputy City Engineer (MM)	1		1
Deputy Public Works Director / City Engineer (MM)	1		1
Deputy Public Works Director / Maintenance Services Manager (MM)	1		1
Deputy Public Works Director / Parks & Fleet & and Facilities Manager (MM)	1		1
Deputy Public Works Director / Water Resources Manager (MM)	1		1
Engineering Aide	6		6
Engineering Technician	8	(1)	7
Enterprise Program Manager (AM)	1		1
Equipment Operator	5		5
Equipment Operator - Water Services	10		10
Executive Director of Public Works (EM)	1		1
Executive Secretary (UC)	1		1
Facilities Maintenance Manager (AM)	1		1
Fleet Parts Specialist	2		2
Fleet Services Manager (AM)	1		1
Fleet Services Supervisor	2		2
Fleet Services Technician II	9		9
Fleet Services Technician III	4		4
General Maintenance Assistant**	3	(1)	2
General Maintenance Leader**	1		1
General Maintenance Supervisor**	1		1
General Maintenance Worker**	8		8
Instrument Technician	1		1
Lead Accounting Assistant	1		1
Maintenance Worker II	14		14
Management Aide (UC)***	7	(1)	6
Management Analyst (UC)	6		6
NPDES Manager	1		1
Office Assistant***	1		1
Park and Landscape Design Manager	0	1	1
Park Services Inspection Supervisor	2		2
Park Services Inspector II	8		8
Park Services Superintendent (MM)	1		1
Principal Civil Engineer (MM)	4	1	5
Principal Management Analyst (AM)	1		1
Public Works Contracts Administrator	4	(2)	2
Public Works Crew Leader	4		4
Public Works Dispatcher	1		1
Public Works Projects Manager*	8		8
Public Works Projects Specialist	5	1	6
Public Works Safety Assistant	1		1

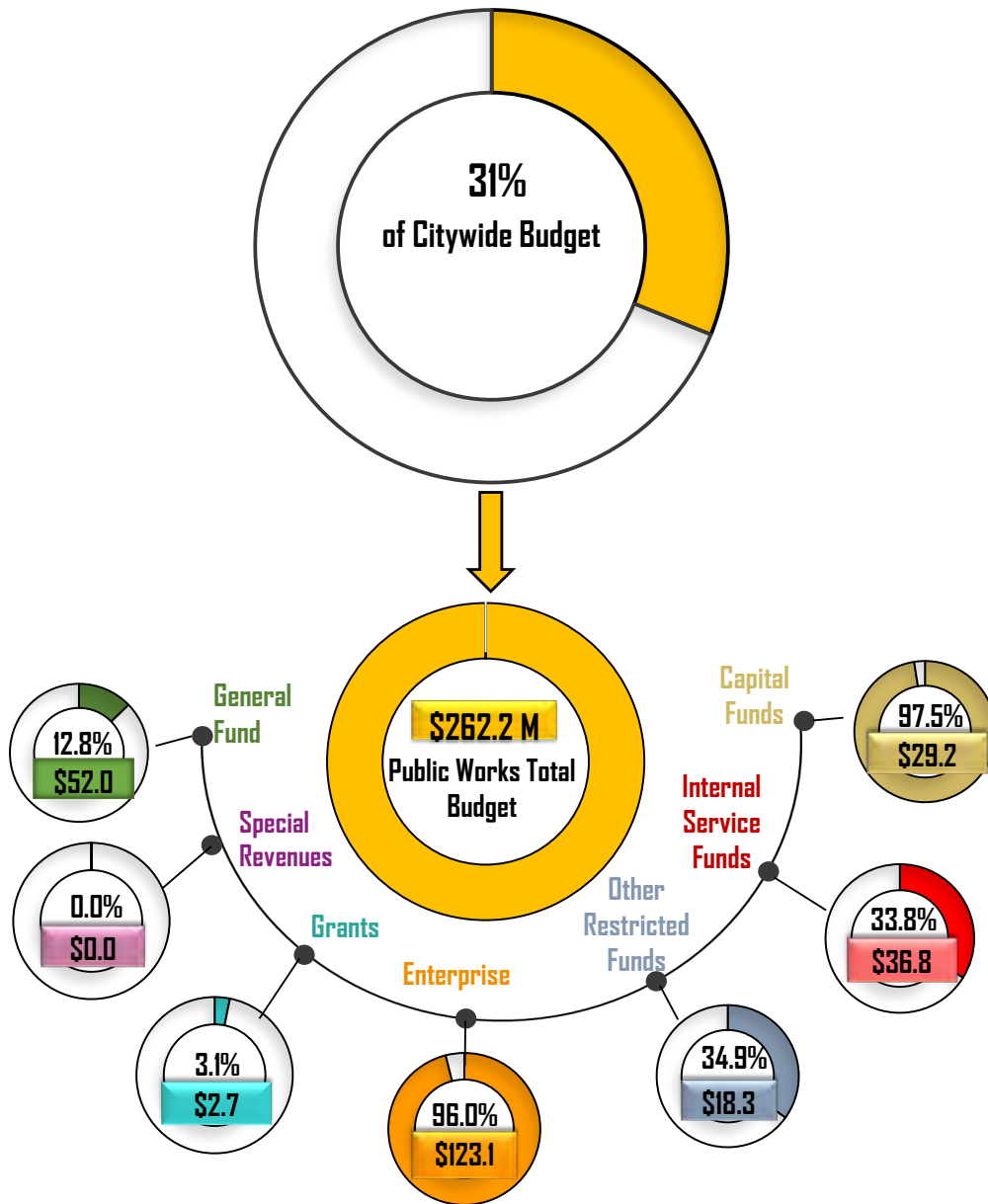
Public Works Agency Position Summary			
Authorized Personnel	Funded FY 23-24	Workforce Changes	Funded FY 24-25
Public Works Safety Coordinator	1		1
Records Specialist	1		1
Right of Way Coordinator	1		1
Sanitation Inspector II	4		4
Senior Accounting Assistant	8		8
Senior Civil Engineer	13	1	14
Senior Construction Inspector	2		2
Senior Engineer	1		1
Senior Management Analyst (AM)	2		2
Senior Office Assistant	8		8
Senior Water Services Supervisor	1		1
Solid Waste Enforcement Officer	3		3
Stock Clerk	1		1
Storekeeper	1		1
Stores and City Yard Property Specialist	1		1
Stormwater Coordinator	2		2
Street Lighting Maintenance Worker	2		2
Street Maintenance Supervisor	3		3
Systems Technician	1		1
Tree Maintenance Supervisor	1		1
Tree Trimmer	3		3
Water Conservation Specialist	1		1
Water Services Crew Leader	3		3
Water Services Meter Repairer II	6		6
Water Services Production Supervisor	1		1
Water Services Quality Coordinator	1		1
Water Services Quality Inspector	4		4
Water Services Quality Supervisor	1		1
Water Services Supervisor	3		3
Water Services Utility Inspector	2		2
Water Services Worker II	15		15
Water Systems Electrician	2		2
Water Systems Operator II	6		6
Water Systems Operator III	3		3
<b>Authorized Total</b>	<b>316</b>	<b>1</b>	<b>317</b>

\*Position(s) added in FY 23-24 First Quarter Report Reso #2023-067

\*\*Job Title Change in FY 23-24 Mid-Year Report Reso #2024-002

\*\*\*Organizational Change in FY 23-24 Mid-Year Report Reso #2024-003

GENERAL FUND	67.61
CAPITAL PROJECT FUND	2.00
OTHER RESTRICTED FUND	8.58
ENTERPRISE FUND	137.60
INTERNAL SERVICE FUND	95.91
FEDERAL/STATE GRANTS	5.30
<b>TOTAL FUNDED POSITIONS</b>	<b>317.00</b>



# Public Works

## REVENUE

Fund	ACTUAL FY 21-22	ACTUAL FY 22-23	ADOPTED FY 23-24	ADOPTED FY 24-25
011 GENERAL FUND	4,656,082	7,079,311	7,234,540	6,168,000
029 SPECIAL GAS TAX	12,558,190	14,095,298	16,507,380	15,696,070
030 PROP 1B BOND ACT OF 2006	1,156	1,539	-	-
031 AIR QUALITY IMPR. (AB 2766)	331,769	1,114,032	725,900	417,200
032 MEASURE M-STREET CONSTRUCTION	6,404,806	6,840,041	32,494,040	6,962,060
033 NEW TRANSP SYS IMPR AREA B	33,393	6,298	-	-
034 NEW TRANSP SYS IMPR AREA E	75,339	242,038	-	-
035 NEW TRANSP SYS IMPR AREA F	595,429	165,231	-	-
041 TRANSP SYS IMPR AREA A-2	370,954	7,005	-	-
042 TRANSP SYS IMPR AREA B	72	96	-	-
048 TRANSIT ZONING CODE	1,609	2,142	-	-
049 HARBOR SPECIFIC PLAN	742	987	-	-
053 CITY SERVICES	69,929	305,101	-	-
054 SANITARY SEWER CAPITAL	(1,132,075)	1,357,537	2,050,000	2,050,000
055 SEWER CONNECTION FEE	(744,050)	1,282,593	1,090,000	1,580,000
056 SANITARY SEWER SERVICE	8,091,361	9,129,390	9,146,440	9,806,000
057 FED CLEAN WATER PROTECTION ENT	3,854,360	8,235,434	4,449,620	3,615,360
058 RESIDENTIAL STREET IMPROVEMENT	895,530	820,234	500,000	652,000
059 SELECT STREET CONSTRUCTION	7,675,595	8,622,668	10,079,480	10,560,560
060 WATER REVENUE	63,744,018	68,063,614	72,037,820	72,369,640
066 ACQUISITION & CONSTRUCTION	10,582,233	30,143,340	-	-
067 REGIONAL TRANSP CENTER	3,522,013	1,684,816	1,696,470	1,769,360
068 SANITATION FUND	6,058,732	6,454,644	6,577,900	6,456,000
069 REFUSE COLLECTION SERVICE	13,528,847	19,209,698	22,089,150	23,290,230
070 EQUIPMENT REPLACEMENT FUND	2,677,323	779,246	1,368,000	2,048,240
073 BUILDING MAINT FUND	7,143,670	6,018,872	5,623,060	6,323,070
074 CIVIC CENTER MAINTENANCE	-	3,829,821	4,790,650	2,143,500
075 FLEET MAINTENANCE	6,392,429	5,902,140	5,591,310	6,127,100
076 STORES & PROPERTY CONTROL	2,453,849	2,080,535	2,071,100	-
085 CITY YARD OPERATION	1,256,692	1,254,160	1,466,190	3,260,020
086 PUB WKS ENG/PROJ MGMT	7,423,366	5,276,693	6,922,870	6,734,440



# Public Works

## REVENUE

Fund	ACTUAL FY 21-22	ACTUAL FY 22-23	ADOPTED FY 23-24	ADOPTED FY 24-25
101 PUB WKS-ADMIN & PLANNING	8,009,681	7,871,933	7,968,140	9,125,580
122 EMERGENCY & HEALTH GRANTS	2,635	393,609	-	-
147 STREET SAFETY PROGRAMS	636,116	440,403	-	-
148 TRAFFIC SYSTEM MGMT GRANT	6,083,516	3,160,216	4,695,000	-
149 WIC ASSESSMENT DIST ST IMPRV	247	329	-	-
162 ENERGY CONSERVATION PROGRAM	72,000	-	-	-
164 PWA ENTERPRISE CAPITAL GRANTS	108,519	1,125,296	-	-
165 OFFICE OF TRAFFIC SAFETY GRANT	85,439	156,443	-	-
201 LOCAL DRAINAGE AREA NO 1	1	1	-	-
202 LOCAL DRAINAGE AREA NO 2	11	14	-	-
203 LOCAL DRAINAGE AREA NO 3	5,693	7,581	-	-
204 LOCAL DRAINAGE AREA NO 4	8	11	-	-
205 LOCAL DRAINAGE AREA NO 5	5	6	-	-
206 LOCAL DRAINAGE AREA NO 6	7	9	-	-
207 LOCAL DRAINAGE AREA NO 7	1,464	1,950	-	-
209 LOCAL DRAINAGE AREA NO 9	6	7	-	-
210 LOCAL DRAINAGE AREA NO 10	129	172	-	-
211 LOCAL DRAINAGE AREA NO 11	2	2	-	-
212 LOCAL DRAINAGE AREA NO 12	0	0	-	-
213 LOCAL DRAINAGE AREA NO 13	20	27	-	-
221 LOCAL DRAINAGE AREA I	55,252	64,429	-	-
222 LOCAL DRAINAGE AREA II	48,012	11,965	-	-
223 LOCAL DRAINAGE AREA III	3,953	4,987	-	-
224 LOCAL DRAINAGE AREA IV	133,070	99,730	-	-
225 LOCAL DRAINAGE AREA V	27,613	2,826	-	-
226 LOCAL DRAINAGE AREA VI	164,301	6,995	-	-
<b>TOTAL REVENUE</b>	<b>183,961,063</b>	<b>223,353,495</b>	<b>227,175,060</b>	<b>197,154,430</b>

# Public Works

## EXPENDITURE

Fund	ACTUAL FY 21-22	ACTUAL FY 22-23	ADOPTED FY 23-24	ADOPTED FY 24-25
011 GENERAL FUND	15,864,116	40,696,381	50,075,950	51,968,800
029 SPECIAL GAS TAX	15,660,673	12,068,899	16,734,290	16,176,990
031 AIR QUALITY IMPR. (AB 2766)	23,214	1,211,347	385,000	70,000
032 MEASURE M-STREET CONSTRUCTION	12,288,270	11,736,502	17,704,170	6,722,280
034 NEW TRANSP SYS IMPR AREA E	117,665	6,900	204,830	242,030
035 NEW TRANSP SYS IMPR AREA F	150,854	192,218	140,000	170,310
049 HARBOR SPECIFIC PLAN	-	-	99,010	-
053 CITY SERVICES	69,929	227,371	-	-
054 SANITARY SEWER CAPITAL	5,512,498	6,781,747	2,027,980	2,000,000
055 SEWER CONNECTION FEE	2,557,535	4,765,869	-	-
056 SANITARY SEWER SERVICE	7,854,849	7,483,215	10,917,710	11,734,360
057 FED CLEAN WATER PROTECTION ENT	3,791,087	4,640,968	4,664,990	3,580,490
058 RESIDENTIAL STREET IMPROVEMENT	61,425	-	148,870	481,200
059 SELECT STREET CONSTRUCTION	7,107,734	12,388,426	12,067,200	13,919,690
060 WATER REVENUE	69,414,481	90,846,119	72,152,410	72,145,690
066 ACQUISITION & CONSTRUCTION	11,125,992	28,934,216	-	-
067 REGIONAL TRANSP CENTER	1,395,266	1,620,355	1,790,130	1,811,610
068 SANITATION FUND	7,006,411	7,289,590	7,571,630	8,659,930
069 REFUSE COLLECTION SERVICE	14,546,976	19,270,291	22,067,020	25,199,760
070 EQUIPMENT REPLACEMENT FUND	1,242,954	1,344,262	625,000	3,458,320
073 BUILDING MAINT FUND	5,733,843	6,616,970	5,856,780	6,581,470
074 CIVIC CENTER MAINTENANCE	-	2,252,321	2,553,060	2,143,500
075 FLEET MAINTENANCE	5,769,519	5,945,150	6,021,450	6,783,500
076 STORES & PROPERTY CONTROL	1,965,362	2,159,193	2,014,660	-
085 CITY YARD OPERATION	1,411,969	1,771,409	1,587,040	3,061,190
086 PUB WKS ENG/PROJ MGMT	6,557,498	6,238,110	8,263,140	6,734,440
101 PUB WKS-ADMIN & PLANNING	7,568,601	7,804,662	8,927,160	10,224,200
122 EMERGENCY & HEALTH GRANTS	-	300,000	-	-
147 STREET SAFETY PROGRAMS	288,663	848,193	-	-
148 TRAFFIC SYSTEM MGMT GRANT	4,438,143	1,470,046	85,000	5,551,000
162 ENERGY CONSERVATION PROGRAM	78,141	75,850	-	-
164 PWA ENTERPRISE CAPITAL GRANTS	2,195,203	1,901,373	-	-
165 OFFICE OF TRAFFIC SAFETY GRANT	101,539	148,843	-	-
181 American Rescue Plan Act	1,006,004	10,478,405	3,365,790	2,667,990
221 LOCAL DRAINAGE AREA I	-	-	-	118,250
223 LOCAL DRAINAGE AREA III	617	-	-	-
224 LOCAL DRAINAGE AREA IV	167,346	2,291	-	-
<b>TOTAL EXPENDITURE</b>	<b>213,074,376</b>	<b>299,517,493</b>	<b>258,050,270</b>	<b>262,207,000</b>

# Public Works Agency

## Department Programs



### Administrative Services

Provides management, administrative, and fiscal support, as well as resources needed for the Public Works Agency to operate effectively and efficiently. Manages refuse service and right of way amenities.



### Engineering Services

Provides professional engineering services, such as design and construction management, plan reviews, permit issuance, construction inspections, and stormwater management for all capital improvement projects throughout the city.



### Maintenance Services

Provides the highest quality of maintenance services to the community in a cost-efficient and timely manner for a safe and aesthetically pleasing environment.



### Parks, Fleet & Facilities

Repairs and maintains City buildings, including the Santa Ana Regional Transportation Center; provides landscape maintenance services of the Park system for community use; and maintenance and procurement services for City vehicles and equipment.



### Water Resources

Provides the highest quality water and sewer services, excellent customer service, and viable infrastructure, while ensuring fiscal responsibility, ethical conduct, and environmental sustainability.



# Department Summary

The Public Works Agency (PWA) constructs and maintains public infrastructure, such as water, sewer, and stormdrain; maintenance of streets, sidewalks, medians, and trees; park system design, landscape, and maintenance; as well as management of the City's refuse, recycling, graffiti, and National Pollutant Discharge Elimination System (NPDES) programs. PWA is also responsible for providing services to other City departments such as fleet (vehicle) maintenance, building maintenance to ensure upkeep and preservation of City facilities – including the Santa Ana Regional Transportation Center and the City's Corporate Yard – and Central Stores for the purchase of supplies and materials for City operations. With these combined services, PWA continues to enhance the quality of life for residents, businesses, and visitors.

## Accomplishments

- Assisted the community during Tropical Storm Hilary and other rain events by passing out over 11,000 sandbags, removing fallen trees, and clearing floods.
- Received two 2023 Project of the Year Awards from the American Public Works Association of Southern California for Ed Caruthers Park and the San Lorenzo Sewage Lift Station.
- Received award for "World's Best Tasting Tap Water" from Berkeley Springs International Water Tasting competition.
- Received over \$5 million in state grants to renovate facilities such as SARTC and the Newhope Branch Library.
- Received over \$54 million in state grants for street safety projects, such as the Santa Ana Boulevard Grade Separation and the Safe Route to Schools program.
- Established a new Solid Waste team to enforce trash requirements.
- Unveiled community monuments at Pacific Park, Little Saigon, and Willard and Washington Square Clock Tower.
- Partnered with the Arts and Culture Commission to install artwork at 17 bus stops.
- Unveiled the city's first crosswalk art in the Willard neighborhood.
- Broke ground on George Upton All Access Park, Gerardo Mouet Park, and reopened Santiago Park.
- Awarded Tree City USA designation from the Arbor Day Foundation for the 25th consecutive year.
- Engaged the community at city events, including Jackson Elementary, a street light walking tour, a water treatment system tour, and Inner-Coastal Cleanup Day.
- Opened the new San Lorenzo Sewage Lift Station that will improve sewage flow, servicing over 380 acres.

# Strategic Priorities



## Financial Stability

Protect and enhance revenue streams while maintaining a healthy reserve balance to provide for the expenditure of funds in support of the long-term priorities of the City's strategic plan.



## Community Safety

Provide a safe environment for residents and visitors while reducing crime and addressing the impacts of homelessness on our quality of life.



## Modern Facilities & Infrastructure

Ensure maintenance and preservation of City facilities and roadways to better serve the population and visitors.








## Efficient City Services

Streamline the methods of providing services to help ensure doing business with the City is easier and more efficient.








## Economic Diversification & Expansion

Enhance economic vitality by growing revenue streams, attracting quality jobs, diverse businesses and desired amenities for residents.

Strategic Plan & Goals For FY 2024-25					
Develop agency-wide policy and procedures to improve collaboration and information-sharing between divisions.				X	
Establish methodologies to accurately identify service costs that may generate additional revenue from funding agencies.	X				
Identify projects that reduce traffic congestion and improve air quality in conjunction with OCTA's Congestion Management Plan.			X		
Review the existing Mitigation Fee Program and report traffic impacts of new developments.	X				
Expand grant management operations to track existing billings and additional funding opportunities for capital improvements.	X				
Assess street sweeping program operations and funding to maintain service levels for residents.				X	

# Strategic Priorities

Strategic Plan & Goals For FY 2024-25					
Continue the use of the mySantaAna app to facilitate faster response rates for park maintenance, pothole repairs, streetlight maintenance, graffiti abatement and other requests for services.				X	
Develop a Master Plan and policies for the electrification of fleet vehicles.		X			
Implement City Yard facility and technology upgrades to enhance operational efficiency.		X			
Continue to implement improved technology to manage the water distribution system, enhance customer service, and ensure the delivery of safe drinking water supply to the community.		X	X	X	

# Key Performance Measures

Strategic Priority: Efficient City Services, Modern Facilities & Infrastructure, Community Safety

Measure	5-Year Trajectory	FY 22-23 Annual	FY 23-24 Target	FY 24-25 Target
7 day response time for sidewalk, curb and gutter safety repairs	Steady	60%	85%	85%
Attract & Retain Businesses – Vacancy Rate	Steady	53%	85%	85%
Citywide Pavement Condition Index (PCI) Rating	Modest	75	75	76
Meet safe drinking water standards	Significant	100%	100%	100%
Number of sample digital workflows identified and tested	Steady	n/a	5	10



<b>GENERAL FUND</b>				
<b>DEPARTMENT RESOURCE SUMMARY</b>				
<b>PUBLIC WORKS</b>				
<b>ACTIVITIES</b>	<b>ACTUAL FY 21-22</b>	<b>ACTUAL FY 22-23</b>	<b>ADOPTED FY 23-24</b>	<b>ADOPTED FY 24-25</b>
<b>EXPENDITURES</b>				
01117017 PWA - SERVICE ENHANCEMENT	1,671,009	4,171,499	5,065,240	6,408,820
01117605 PUB WKS-CITY FCLTIES LIC AGRMT	9,699	55,062	45,000	45,610
01117606 PUB WKS DEVELOPMENT ENGINEERING	550,000	582,053	550,000	550,000
01117611 PWA - Construction Engineering	0	0	2,535,340	2,404,940
01117612 CIP Engineering	0	0	500,000	1,400,000
01117620 PUB WKS-TRAFFIC/TRANSPORTATION ENGINEERING-SERVICE ENHANCEMENT	2,803,996	4,261,397	5,703,110	6,620,160
01117621 PUB WKS-Bus Shelter Program – Service Enhancement	311,111	977,106	0	0
01117622 PWA RIGHT-OF-WAY	0	40,440	1,180,000	100,000
01117625 PUB WKS-ROADWAY MARKING/SIGNS	600,750	596,166	850,220	607,010
01117626 PUB WKS-SIDEWALKS-SERVICE ENHANCEMENT	500,000	1,000,000	1,500,000	1,100,000
01117630 PUB WKS-STREET LIGHT MAINTENAN-SERVICE ENHANCEMENT	3,084,920	3,173,602	3,358,000	3,293,190
01117642 PUB WKS-GRAFFITI ABATEMENT PROGRAM	1,642,448	2,085,339	2,146,170	2,170,940
01117643 PUB WKS-Pub Works Trees – Service Enhancement	3,726,652	3,807,727	4,298,080	4,623,390
01117644 PUB WKS-CROSSING GUARD-SERVICE ENHANCEMENT	930,187	912,773	1,063,030	1,072,880
01117650 PUB WKS-SARTC MAINTENANCE-SERVICE ENHANCEMENT	147	423,428	0	0
01117651 PARK MAINTENANCE SERV ENHCMENT	0	12,211,063	13,395,140	13,384,600
01117652 PWA - PARK SERVICE ENHANCEMENT	0	3,946,604	4,386,620	4,687,260
01117660 PWA_ Road Maintenance	0	550,319	3,500,000	3,500,000
<b>TOTAL EXPENDITURES</b>	<b>15,830,920</b>	<b>38,794,577</b>	<b>50,075,950</b>	<b>51,968,800</b>
<b>OPERATING EXPENSES</b>	<b>ACTUAL FY 21-22</b>	<b>ACTUAL FY 22-23</b>	<b>ADOPTED FY 23-24</b>	<b>ADOPTED FY 24-25</b>
61000 SALARIES & BENEFITS	3,148,765	6,491,440	9,593,980	11,451,950
62000 CONTRACTUALS	8,550,892	22,885,836	25,485,100	23,619,550
63000 COMMODITIES	348,010	1,248,516	1,386,250	1,869,610
65000 FIXED CHARGES	2,812,418	4,140,282	5,072,600	6,404,840
66000 CAPITAL	0	3,007,871	6,930,000	7,631,140
67000 DEBT SERVICE	891,415	941,432	1,029,130	912,680
68000 TRANSFERS	79,420	79,200	78,890	79,030
69000 MISCELLANEOUS	0	0	500,000	0
<b>TOTAL</b>	<b>15,830,920</b>	<b>38,794,577</b>	<b>50,075,950</b>	<b>51,968,800</b>

<b>GENERAL FUND</b>					
<b>PUBLIC WORKS</b>				<b>ACCOUNTING UNIT</b>	
<b>PWA - SERVICE ENHANCEMENT</b>				<b>01117017</b>	
<b>Account Code</b>	<b>LINE ITEM RESOURCES</b>	<b>ACTUAL FY 21-22</b>	<b>ACTUAL FY 22-23</b>	<b>ADOPTED FY 23-24</b>	<b>ADOPTED FY 24-25</b>
61000	Salaries Regular	66,128	181,145	129,820	572,980
61040	Salaries Overtime	4,420	61,858	50,000	50,000
61100	Retirement-Employer Normal Cost	7,419	10,349	29,300	30,950
61120	Medicare Insurance	1,050	2,580	3,390	3,680
61130	Health Insurance	22,480	46,249	96,480	106,560
61170	Retiree Health Benefits	0	0	0	2,530
61180	Worker Compensation Insurance	0	9,552	3,810	8,690
	<b>SUBTOTAL SALARIES &amp; BENEFITS</b>	<b>101,497</b>	<b>311,734</b>	<b>312,800</b>	<b>775,390</b>
62000	Utilities	0	600,593	0	0
62010	Communications	3,507	0	0	0
62300	Contract Services-Professional	558,804	1,304,467	2,574,740	1,840,160
62320	Maintenance & Repair Buildings	0	921,383	500,000	500,000
62321	Maintenance & Repair Improveme	0	30,530	0	0
	<b>SUBTOTAL CONTRACTUALS</b>	<b>562,310</b>	<b>2,856,974</b>	<b>3,074,740</b>	<b>2,340,160</b>
63001	Miscellaneous Operating Expenses	256	1,032	102,400	477,700
63202	Operating Materials & Supplies	0	0	0	36,910
63300	Gas & Diesel	3,560	981	2,500	0
	<b>SUBTOTAL COMMODITIES</b>	<b>3,816</b>	<b>2,013</b>	<b>104,900</b>	<b>514,610</b>
65000	Building Rental	14,627	0	0	0
65010	Rental City Equipment	32,360	6,356	0	0
65011	Equipment Replacement Charges	0	0	0	18,090
65012	Accident Repair & Replacement	210	77	0	0
65040	IT Maintenance Charge	21,495	16,730	22,750	23,750
65055	Communications- Landlines	0	0	0	3,310
65100	Insurance Charges	65,373	28,657	10,950	28,440
65105	Benefits Overhead	1,302	1,751	690	1,800
65210	Delivery Charges	302	0	0	0
65240	Public Works Administrative Ch	85,167	0	88,410	141,270
	<b>SUBTOTAL FIXED CHARGES</b>	<b>220,835</b>	<b>53,571</b>	<b>122,800</b>	<b>216,660</b>
66200	Buildings & Building Improvements	0	462,938	650,000	250,000
66220	Improvements Other Than Building	0	198,059	0	930,000
66400	Machinery & Equipment	0	286,210	800,000	1,132,000
66510	Computer Software	0	0	0	250,000
	<b>SUBTOTAL CAPITAL</b>	<b>0</b>	<b>947,207</b>	<b>1,450,000</b>	<b>2,562,000</b>
67004	Debt Service	582,739	0	0	0
67110	Interest-Debt Services	199,811	0	0	0
	<b>SUBTOTAL DEBT SERVICE</b>	<b>782,550</b>	<b>0</b>	<b>0</b>	<b>0</b>
	<b>TOTAL</b>	<b>1,671,009</b>	<b>4,171,499</b>	<b>5,065,240</b>	<b>6,408,820</b>

<b>GENERAL FUND</b>					
<b>PUBLIC WORKS</b>					<b>ACCOUNTING UNIT</b>
<b>PUB WKS-CITY FCLTIES LIC AGRMT</b>					<b>01117605</b>
<b>Account Code</b>	<b>LINE ITEM RESOURCES</b>	<b>ACTUAL FY 21-22</b>	<b>ACTUAL FY 22-23</b>	<b>ADOPTED FY 23-24</b>	<b>ADOPTED FY 24-25</b>
62300	Contract Services-Professional	8,390	0	0	0
	<b>SUBTOTAL CONTRACTUALS</b>	<b>8,390</b>	<b>0</b>	<b>0</b>	<b>0</b>
63001	Miscellaneous Operating Expenses	146	0	0	0
	<b>SUBTOTAL COMMODITIES</b>	<b>146</b>	<b>0</b>	<b>0</b>	<b>0</b>
65205	Internal Departments Personnel	1,163	55,062	44,300	44,300
65240	Public Works Administrative Ch	0	0	700	1,310
	<b>SUBTOTAL FIXED CHARGES</b>	<b>1,163</b>	<b>55,062</b>	<b>45,000</b>	<b>45,610</b>
	<b>TOTAL</b>	<b>9,699</b>	<b>55,062</b>	<b>45,000</b>	<b>45,610</b>

<b>GENERAL FUND</b>					
<b>PUBLIC WORKS</b>					<b>ACCOUNTING UNIT</b>
<b>PUB WKS DEVELOPMENT ENGINEERING</b>					<b>01117606</b>
<b>Account Code</b>	<b>LINE ITEM RESOURCES</b>	<b>ACTUAL FY 21-22</b>	<b>ACTUAL FY 22-23</b>	<b>ADOPTED FY 23-24</b>	<b>ADOPTED FY 24-25</b>
65205	Internal Departments Personnel	550,000	582,053	550,000	550,000
	<b>SUBTOTAL FIXED CHARGES</b>	<b>550,000</b>	<b>582,053</b>	<b>550,000</b>	<b>550,000</b>
	<b>TOTAL</b>	<b>550,000</b>	<b>582,053</b>	<b>550,000</b>	<b>550,000</b>

GENERAL FUND					
PUBLIC WORKS				ACCOUNTING UNIT	
PWA - Construction Engineering				01117611	
Account Code	LINE ITEM RESOURCES	ACTUAL FY 21-22	ACTUAL FY 22-23	ADOPTED FY 23-24	ADOPTED FY 24-25
61000	Salaries Regular	0	0	764,370	803,370
61010	Salaries Cash Out/Separation	0	0	0	100,000
61020	Salaries Part-Time	0	0	105,270	129,000
61040	Salaries Overtime	0	0	215,000	215,000
61100	Retirement-Employer Normal Cost	0	0	68,590	88,100
61102	Retirement- Employer Unfunded- Miscellaneous	0	0	58,870	91,990
61110	Part-Time Retirement	0	0	3,950	4,840
61120	Medicare Insurance	0	0	12,570	13,500
61130	Health Insurance	0	0	163,320	188,160
61170	Retiree Health Benefits	0	0	0	7,950
61180	Worker Compensation Insurance	0	0	37,050	43,890
	<b>SUBTOTAL SALARIES &amp; BENEFITS</b>	<b>0</b>	<b>0</b>	<b>1,428,990</b>	<b>1,685,800</b>
62010	Communications	0	0	0	10,000
62120	Training, Transportation, Meetings	0	0	1,800	1,800
62140	Membership, Subscription & Dues	0	0	4,980	4,980
62300	Contract Services-Professional	0	0	8,200	8,200
	<b>SUBTOTAL CONTRACTUALS</b>	<b>0</b>	<b>0</b>	<b>14,980</b>	<b>24,980</b>
63001	Miscellaneous Operating Expenses	0	0	40,000	16,000
63300	Gas & Diesel	0	0	22,990	22,990
	<b>SUBTOTAL COMMODITIES</b>	<b>0</b>	<b>0</b>	<b>62,990</b>	<b>38,990</b>
65000	Building Rental	0	0	35,880	40,350
65010	Rental City Equipment	0	0	40,840	44,070
65012	Accident Repair & Replacement	0	0	370	810
65040	IT Maintenance Charge	0	0	0	47,500
65055	Communications- Landlines	0	0	0	6,610
65100	Insurance Charges	0	0	106,700	143,680
65105	Benefits Overhead	0	0	6,680	9,100
65240	Public Works Administrative Ch	0	0	452,170	227,410
	<b>SUBTOTAL FIXED CHARGES</b>	<b>0</b>	<b>0</b>	<b>642,640</b>	<b>519,530</b>
66200	Buildings & Building Improvements	0	0	150,000	0
66400	Machinery & Equipment	0	0	0	133,000
66410	Vehicle Purchase	0	0	200,000	0
66511	Computer Software Subscriptions	0	0	0	2,640
	<b>SUBTOTAL CAPITAL</b>	<b>0</b>	<b>0</b>	<b>350,000</b>	<b>135,640</b>
67200	Principal-Leases	0	0	1,700	0
67301	POB Principal-Misc	0	0	12,050	0
67311	POB Interest - Misc	0	0	21,990	0
	<b>SUBTOTAL DEBT SERVICE</b>	<b>0</b>	<b>0</b>	<b>35,740</b>	<b>0</b>
	<b>TOTAL</b>	<b>0</b>	<b>0</b>	<b>2,535,340</b>	<b>2,404,940</b>

<b>GENERAL FUND</b>					
<b>PUBLIC WORKS</b>					<b>ACCOUNTING UNIT</b>
<b>CIP Engineering</b>					<b>01117612</b>
<b>Account Code</b>	<b>LINE ITEM RESOURCES</b>	<b>ACTUAL FY 21-22</b>	<b>ACTUAL FY 22-23</b>	<b>ADOPTED FY 23-24</b>	<b>ADOPTED FY 24-25</b>
61000	Salaries Regular	0	0	0	697,680
61010	Salaries Cash Out/Separation	0	0	0	100,000
	<b>SUBTOTAL SALARIES &amp; BENEFITS</b>	<b>0</b>	<b>0</b>	<b>0</b>	<b>797,680</b>
65000	Building Rental	0	0	0	18,650
65010	Rental City Equipment	0	0	0	4,630
65011	Equipment Replacement Charges	0	0	0	360
65012	Accident Repair & Replacement	0	0	0	100
65040	IT Maintenance Charge	0	0	0	21,630
65055	Communications- Landlines	0	0	0	3,010
65100	Insurance Charges	0	0	0	47,030
65105	Benefits Overhead	0	0	0	2,980
65240	Public Works Administrative Ch	0	0	0	503,930
	<b>SUBTOTAL FIXED CHARGES</b>	<b>0</b>	<b>0</b>	<b>0</b>	<b>602,320</b>
69011	Reserve Appropriation	0	0	500,000	0
	<b>SUBTOTAL MISCELLANEOUS</b>	<b>0</b>	<b>0</b>	<b>500,000</b>	<b>0</b>
	<b>TOTAL</b>	<b>0</b>	<b>0</b>	<b>500,000</b>	<b>1,400,000</b>

<b>GENERAL FUND</b>					
<b>PUBLIC WORKS</b>					<b>ACCOUNTING UNIT</b>
<b>PWA RIGHT-OF-WAY</b>					<b>01117622</b>
<b>Account Code</b>	<b>LINE ITEM RESOURCES</b>	<b>ACTUAL FY 21-22</b>	<b>ACTUAL FY 22-23</b>	<b>ADOPTED FY 23-24</b>	<b>ADOPTED FY 24-25</b>
62300	Contract Services-Professional	0	40,440	1,180,000	100,000
	<b>SUBTOTAL CONTRACTUALS</b>	<b>0</b>	<b>40,440</b>	<b>1,180,000</b>	<b>100,000</b>
	<b>TOTAL</b>	<b>0</b>	<b>40,440</b>	<b>1,180,000</b>	<b>100,000</b>

<b>GENERAL FUND</b>					
<b>PUBLIC WORKS</b>					<b>ACCOUNTING UNIT</b>
<b>PUB WKS-SIDEWALKS-SERVICE ENHANCEMENT</b>					<b>01117626</b>
<b>Account Code</b>	<b>LINE ITEM RESOURCES</b>	<b>ACTUAL FY 21-22</b>	<b>ACTUAL FY 22-23</b>	<b>ADOPTED FY 23-24</b>	<b>ADOPTED FY 24-25</b>
62300	Contract Services-Professional	500,000	0	1,500,000	1,100,000
	<b>SUBTOTAL CONTRACTUALS</b>	<b>500,000</b>	<b>0</b>	<b>1,500,000</b>	<b>1,100,000</b>
66220	Improvements Other Than Building	0	1,000,000	0	0
	<b>SUBTOTAL CAPITAL</b>	<b>0</b>	<b>1,000,000</b>	<b>0</b>	<b>0</b>
	<b>TOTAL</b>	<b>500,000</b>	<b>1,000,000</b>	<b>1,500,000</b>	<b>1,100,000</b>



<b>GENERAL FUND</b>					
<b>PUBLIC WORKS</b>					<b>ACCOUNTING UNIT</b>
<b>PUB WKS-CROSSING GUARD-SERVICE ENHANCEMENT</b>					<b>01117644</b>
<b>Account Code</b>	<b>LINE ITEM RESOURCES</b>	<b>ACTUAL FY 21-22</b>	<b>ACTUAL FY 22-23</b>	<b>ADOPTED FY 23-24</b>	<b>ADOPTED FY 24-25</b>
61020	Salaries Part-Time	31,489	20,655	38,640	41,510
61110	Part-Time Retirement	1,181	763	1,450	1,560
61120	Medicare Insurance	457	299	560	600
61180	Worker Compensation Insurance	0	1,182	1,820	990
	<b>SUBTOTAL SALARIES &amp; BENEFITS</b>	<b>33,126</b>	<b>22,900</b>	<b>42,470</b>	<b>44,660</b>
62300	Contract Services-Professional	897,061	886,109	999,310	999,310
	<b>SUBTOTAL CONTRACTUALS</b>	<b>897,061</b>	<b>886,109</b>	<b>999,310</b>	<b>999,310</b>
65100	Insurance Charges	0	3,547	5,210	3,240
65105	Benefits Overhead	0	217	330	210
65240	Public Works Administrative Ch	0	0	15,710	25,460
	<b>SUBTOTAL FIXED CHARGES</b>	<b>0</b>	<b>3,764</b>	<b>21,250</b>	<b>28,910</b>
	<b>TOTAL</b>	<b>930,187</b>	<b>912,773</b>	<b>1,063,030</b>	<b>1,072,880</b>

<b>GENERAL FUND</b>					
<b>PUBLIC WORKS</b>				<b>ACCOUNTING UNIT</b>	
<b>PARK MAINTENANCE SERV ENHCMENT</b>				<b>01117651</b>	
<b>Account Code</b>	<b>LINE ITEM RESOURCES</b>	<b>ACTUAL FY 21-22</b>	<b>ACTUAL FY 22-23</b>	<b>ADOPTED FY 23-24</b>	<b>ADOPTED FY 24-25</b>
61000	Salaries Regular	0	886,480	993,400	1,169,690
61010	Salaries Cash Out/Separation	0	19,534	0	13,510
61020	Salaries Part-Time	0	223,948	327,490	350,310
61040	Salaries Overtime	0	65,503	55,000	65,000
61100	Retirement-Employer Normal Cost	0	60,294	95,100	101,540
61110	Part-Time Retirement	0	7,701	12,280	13,140
61120	Medicare Insurance	0	16,158	19,110	21,990
61130	Health Insurance	0	173,997	233,040	220,480
61170	Retiree Health Benefits	0	1,215	2,620	11,300
61180	Worker Compensation Insurance	0	64,900	69,610	53,260
	<b>SUBTOTAL SALARIES &amp; BENEFITS</b>	<b>0</b>	<b>1,519,730</b>	<b>1,807,650</b>	<b>2,020,220</b>
62000	Utilities	0	1,674,569	1,514,100	1,514,100
62010	Communications	0	25,421	13,760	34,700
62120	Training, Transportation, Meetings	0	9,060	6,000	10,000
62140	Membership, Subscription & Dues	0	5,152	3,000	5,000
62251	Other Agency Services	0	64,202	80,000	70,000
62300	Contract Services-Professional	0	172,739	2,170,000	1,978,300
62320	Maintenance & Repair Buildings	0	6,224,220	4,674,450	4,802,860
	<b>SUBTOTAL CONTRACTUALS</b>	<b>0</b>	<b>8,175,363</b>	<b>8,461,310</b>	<b>8,414,960</b>
63001	Miscellaneous Operating Expenses	0	53,443	97,650	200,000
63200	Operating Materials & Supplies	0	765,577	775,000	775,000
63300	Gas & Diesel	0	67,470	70,000	70,000
	<b>SUBTOTAL COMMODITIES</b>	<b>0</b>	<b>886,489</b>	<b>942,650</b>	<b>1,045,000</b>
65000	Building Rental	0	543,870	543,870	611,580
65010	Rental City Equipment	0	318,595	233,180	251,610
65011	Equipment Replacement Charges	0	11,514	25,090	56,340
65012	Accident Repair & Replacement	0	5,866	790	1,730
65020	City Yard Rental	0	107,560	129,670	142,330
65040	IT Maintenance Charge	0	61,350	68,260	65,310
65055	Communications- Landlines	0	0	0	9,090
65100	Insurance Charges	0	194,700	200,460	174,360
65105	Benefits Overhead	0	11,898	12,550	11,040
65240	Public Works Administrative Ch	0	0	330,760	435,630
	<b>SUBTOTAL FIXED CHARGES</b>	<b>0</b>	<b>1,255,353</b>	<b>1,544,630</b>	<b>1,759,020</b>
66200	Buildings & Building Improvements	0	0	150,000	100,000
66220	Improvements Other Than Building	0	245,964	0	0
66400	Machinery & Equipment	0	71,139	440,000	0
66511	Computer Software Subscriptions	0	114	0	500
	<b>SUBTOTAL CAPITAL</b>	<b>0</b>	<b>317,216</b>	<b>590,000</b>	<b>100,500</b>
67003	Loan Payment-OBF	0	56,911	48,900	44,900
	<b>SUBTOTAL DEBT SERVICE</b>	<b>0</b>	<b>56,911</b>	<b>48,900</b>	<b>44,900</b>
	<b>TOTAL</b>	<b>0</b>	<b>12,211,063</b>	<b>13,395,140</b>	<b>13,384,600</b>

<b>GENERAL FUND</b>					
<b>PUBLIC WORKS</b>					<b>ACCOUNTING UNIT</b>
<b>PWA - PARK SERVICE ENHANCEMENT</b>					<b>01117652</b>
<b>Account Code</b>	<b>LINE ITEM RESOURCES</b>	<b>ACTUAL FY 21-22</b>	<b>ACTUAL FY 22-23</b>	<b>ADOPTED FY 23-24</b>	<b>ADOPTED FY 24-25</b>
61000	Salaries Regular	0	806,642	920,980	980,370
61010	Salaries Cash Out/Separation	0	5,256	0	0
61040	Salaries Overtime	0	72,885	0	0
61100	Retirement-Employer Normal Cost	0	59,070	89,350	107,670
61120	Medicare Insurance	0	12,138	13,340	14,200
61130	Health Insurance	0	197,212	262,080	295,560
61170	Retiree Health Benefits	0	0	0	9,680
61180	Worker Compensation Insurance	0	46,579	0	38,690
	<b>SUBTOTAL SALARIES &amp; BENEFITS</b>	<b>0</b>	<b>1,199,782</b>	<b>1,285,750</b>	<b>1,446,170</b>
62300	Contract Services-Professional	0	0	1,450,550	0
62320	Maintenance & Repair Buildings	0	2,598,547	1,080,700	2,831,250
	<b>SUBTOTAL CONTRACTUALS</b>	<b>0</b>	<b>2,598,547</b>	<b>2,531,250</b>	<b>2,831,250</b>
65040	IT Maintenance Charge	0	0	68,260	71,240
65055	Communications- Landlines	0	0	0	9,920
65100	Insurance Charges	0	139,736	0	126,660
65105	Benefits Overhead	0	8,540	0	8,020
65240	Public Works Administrative Ch	0	0	201,360	194,000
	<b>SUBTOTAL FIXED CHARGES</b>	<b>0</b>	<b>148,275</b>	<b>269,620</b>	<b>409,840</b>
66400	Machinery & Equipment	0	0	300,000	0
	<b>SUBTOTAL CAPITAL</b>	<b>0</b>	<b>0</b>	<b>300,000</b>	<b>0</b>
	<b>TOTAL</b>	<b>0</b>	<b>3,946,604</b>	<b>4,386,620</b>	<b>4,687,260</b>

<b>GENERAL FUND</b>					
<b>PUBLIC WORKS</b>					<b>ACCOUNTING UNIT</b>
<b>PWA_ Road Maintenance</b>					<b>01117660</b>
Account Code	LINE ITEM RESOURCES	ACTUAL FY 21-22	ACTUAL FY 22-23	ADOPTED FY 23-24	ADOPTED FY 24-25
62300	Contract Services-Professional	0	508,394	0	0
	<b>SUBTOTAL CONTRACTUALS</b>	<b>0</b>	<b>508,394</b>	<b>0</b>	<b>0</b>
66220	Improvements Other Than Building	0	41,925	3,500,000	3,500,000
	<b>SUBTOTAL CAPITAL</b>	<b>0</b>	<b>41,925</b>	<b>3,500,000</b>	<b>3,500,000</b>
	<b>TOTAL</b>	<b>0</b>	<b>550,319</b>	<b>3,500,000</b>	<b>3,500,000</b>

<b>GENERAL FUND</b>					
<b>PUBLIC WORKS</b>					<b>ACCOUNTING UNIT</b>
<b>PUB WKS REVENUES</b>					<b>01117002</b>
<b>Account Code</b>	<b>LINE ITEM RESOURCES</b>	<b>ACTUAL FY 21-22</b>	<b>ACTUAL FY 22-23</b>	<b>ADOPTED FY 23-24</b>	<b>ADOPTED FY 24-25</b>
51004	Bus Shelter Fees	37,500	0	0	0
51608	News box Permit Fees	18,698	19,641	19,640	19,800
51609	Outdoor Dining Permits	0	1,529	0	0
51703	Sewer Construction Permits	0	49,728	20,000	50,000
51704	Street Construction Permits	0	1,498,648	1,400,000	1,400,000
53741	Small Cell Compliance Inspection Fee	42,829	28,649	45,000	45,000
53747	Honorary Street Naming App-Fabrication & Install	0	1,562	0	0
56305	Engineering Service Charge	0	56,065	0	0
57000	Expense Reimbursement	0	0	20,000	0
57010	Miscellaneous Recoveries	6,990	878,889	0	0
57791	Overhead-Water	4,537,900	4,537,900	4,537,900	4,537,900
57797	PWA Digital Billboards/Banners	0	0	1,180,000	100,000
57991	Miscellaneous Receipts	6,024	6,701	2,000	5,300
59000	Transfer From Fund 029-Gax Tax	0	0	10,000	10,000
59000	Transfer From Fund 162	6,141	0	0	0
	<b>SUBTOTAL REVENUES</b>	<b>4,656,082</b>	<b>7,079,311</b>	<b>7,234,540</b>	<b>6,168,000</b>
	<b>TOTAL</b>	<b>4,656,082</b>	<b>7,079,311</b>	<b>7,234,540</b>	<b>6,168,000</b>

<b>GENERAL FUND</b>					
<b>PUBLIC WORKS</b>					<b>ACCOUNTING UNIT</b>
<b>PUB WKS-TRAFFIC/TRANSPORTATION ENGINEERING-SERVICE ENHANCEMENT</b>					<b>01117620</b>
<b>Account Code</b>	<b>LINE ITEM RESOURCES</b>	<b>ACTUAL FY 21-22</b>	<b>ACTUAL FY 22-23</b>	<b>ADOPTED FY 23-24</b>	<b>ADOPTED FY 24-25</b>
61000	Salaries Regular	1,055,173	1,441,162	2,151,420	1,654,900
61010	Salaries Cash Out/Separation	8,141	0	0	0
61020	Salaries Part-Time	136,562	175,196	192,040	258,460
61040	Salaries Overtime	34,416	14,109	4,000	0
61100	Retirement-Employer Normal Cost	58,413	93,314	119,160	129,250
61110	Part-Time Retirement	5,119	6,482	7,200	9,690
61120	Medicare Insurance	17,425	22,419	24,200	27,670
61130	Health Insurance	156,016	188,267	208,670	243,760
61170	Retiree Health Benefits	2,132	2,098	2,350	15,820
61180	Worker Compensation Insurance	75,940	93,093	68,520	77,530
	<b>SUBTOTAL SALARIES &amp; BENEFITS</b>	<b>1,549,336</b>	<b>2,036,141</b>	<b>2,777,560</b>	<b>2,417,080</b>
62010	Communications	20,108	18,912	14,010	7,800
62120	Training, Transportation, Meetings	7,346	17,134	20,500	5,500
62140	Membership, Subscription & Dues	3,535	7,910	5,500	5,500
62300	Contract Services-Professional	206,042	247,110	1,239,800	1,613,190
62321	Maintenance & Repair Improveme	0	790,452	0	0
	<b>SUBTOTAL CONTRACTUALS</b>	<b>237,031</b>	<b>1,081,518</b>	<b>1,279,810</b>	<b>1,631,990</b>
63001	Miscellaneous Operating Expenses	47,168	80,363	50,000	50,000
63300	Gas & Diesel	4,769	8,407	5,300	0
	<b>SUBTOTAL COMMODITIES</b>	<b>51,937</b>	<b>88,770</b>	<b>55,300</b>	<b>50,000</b>
65000	Building Rental	148,900	181,100	181,100	203,650
65010	Rental City Equipment	74,175	77,808	0	0
65011	Equipment Replacement Charges	44,270	10,644	24,780	23,220
65012	Accident Repair & Replacement	1,683	2,124	1,110	2,430
65040	IT Maintenance Charge	78,940	63,020	69,510	72,550
65055	Communications- Landlines	0	0	0	10,100
65100	Insurance Charges	200,820	279,278	197,310	253,800
65105	Benefits Overhead	4,710	17,067	12,360	16,070
65210	Delivery Charges	1,020	0	0	0
65240	Public Works Administrative Ch	328,600	328,600	284,180	522,300
	<b>SUBTOTAL FIXED CHARGES</b>	<b>883,118</b>	<b>959,642</b>	<b>770,350</b>	<b>1,104,120</b>
66220	Improvements Other Than Building	0	12,972	675,000	1,300,000
66511	Computer Software Subscriptions	0	0	64,500	32,500
	<b>SUBTOTAL CAPITAL</b>	<b>0</b>	<b>12,972</b>	<b>739,500</b>	<b>1,332,500</b>
67200	Principal-Leases	2,740	2,825	1,700	5,440
67210	Interest-Leases	414	329	0	0
	<b>SUBTOTAL DEBT SERVICE</b>	<b>3,154</b>	<b>3,154</b>	<b>1,700</b>	<b>5,440</b>
68000	Transfer to Fund 404 (Police Bldg/Ross Annex Debt)	79,420	79,200	78,890	79,030
	<b>SUBTOTAL TRANSFERS</b>	<b>79,420</b>	<b>79,200</b>	<b>78,890</b>	<b>79,030</b>
	<b>TOTAL</b>	<b>2,803,996</b>	<b>4,261,397</b>	<b>5,703,110</b>	<b>6,620,160</b>

<b>GENERAL FUND</b>					
<b>PUBLIC WORKS</b>					<b>ACCOUNTING UNIT</b>
<b>PUB WKS-Bus Shelter Program – Service Enhancement</b>					<b>01117621</b>
<b>Account Code</b>	<b>LINE ITEM RESOURCES</b>	<b>ACTUAL FY 21-22</b>	<b>ACTUAL FY 22-23</b>	<b>ADOPTED FY 23-24</b>	<b>ADOPTED FY 24-25</b>
62300	Contract Services-Professional	311,111	796,622	0	0
	<b>SUBTOTAL CONTRACTUALS</b>	<b>311,111</b>	<b>796,622</b>	<b>0</b>	<b>0</b>
66220	Improvements Other Than Building	0	180,484	0	0
	<b>SUBTOTAL CAPITAL</b>	<b>0</b>	<b>180,484</b>	<b>0</b>	<b>0</b>
	<b>TOTAL</b>	<b>311,111</b>	<b>977,106</b>	<b>0</b>	<b>0</b>

<b>GENERAL FUND</b>					
<b>PUBLIC WORKS</b>					<b>ACCOUNTING UNIT</b>
<b>PUB WKS-ROADWAY MARKING/SIGNS</b>					<b>01117625</b>
<b>Account Code</b>	<b>LINE ITEM RESOURCES</b>	<b>ACTUAL FY 21-22</b>	<b>ACTUAL FY 22-23</b>	<b>ADOPTED FY 23-24</b>	<b>ADOPTED FY 24-25</b>
62300	Contract Services-Professional	491,961	561,356	793,000	543,000
	<b>SUBTOTAL CONTRACTUALS</b>	<b>491,961</b>	<b>561,356</b>	<b>793,000</b>	<b>543,000</b>
63001	Miscellaneous Operating Expenses	101,589	27,609	50,000	50,000
	<b>SUBTOTAL COMMODITIES</b>	<b>101,589</b>	<b>27,609</b>	<b>50,000</b>	<b>50,000</b>
65240	Public Works Administrative Ch	7,200	7,200	7,220	14,010
	<b>SUBTOTAL FIXED CHARGES</b>	<b>7,200</b>	<b>7,200</b>	<b>7,220</b>	<b>14,010</b>
	<b>TOTAL</b>	<b>600,750</b>	<b>596,166</b>	<b>850,220</b>	<b>607,010</b>



<b>GENERAL FUND</b>					
<b>PUBLIC WORKS</b>					<b>ACCOUNTING UNIT</b>
<b>PUB WKS-STREET LIGHT MAINTENAN-SERVICE ENHANCEMENT</b>					<b>01117630</b>
<b>Account Code</b>	<b>LINE ITEM RESOURCES</b>	<b>ACTUAL FY 21-22</b>	<b>ACTUAL FY 22-23</b>	<b>ADOPTED FY 23-24</b>	<b>ADOPTED FY 24-25</b>
61000	Salaries Regular	137,727	180,503	178,290	198,810
61040	Salaries Overtime	4,789	4,535	0	0
61100	Retirement-Employer Normal Cost	11,944	12,505	21,660	23,510
61120	Medicare Insurance	2,057	3,367	2,590	2,880
61130	Health Insurance	31,031	42,933	44,560	49,690
61170	Retiree Health Benefits	5	40	80	1,980
61180	Worker Compensation Insurance	6,850	10,438	7,920	8,660
	<b>SUBTOTAL SALARIES &amp; BENEFITS</b>	<b>194,403</b>	<b>254,320</b>	<b>255,100</b>	<b>285,530</b>
62000	Utilities	2,139,543	1,235,739	1,400,000	1,400,000
62300	Contract Services-Professional	3,005	104,148	24,000	24,000
62321	Maintenance & Repair Improve	392,641	377,010	470,000	470,000
	<b>SUBTOTAL CONTRACTUALS</b>	<b>2,535,188</b>	<b>1,716,897</b>	<b>1,894,000</b>	<b>1,894,000</b>
63001	Miscellaneous Operating Expenses	80,988	123,583	70,000	70,000
	<b>SUBTOTAL COMMODITIES</b>	<b>80,988</b>	<b>123,583</b>	<b>70,000</b>	<b>70,000</b>
65010	Rental City Equipment	6,621	0	40,580	43,790
65012	Accident Repair & Replacement	153	0	0	0
65040	IT Maintenance Charge	7,770	11,160	11,600	12,110
65055	Communications- Landlines	0	0	0	1,690
65100	Insurance Charges	18,120	31,313	22,800	28,340
65105	Benefits Overhead	460	1,914	1,430	1,800
65210	Delivery Charges	70	0	0	0
65240	Public Works Administrative Ch	136,900	136,900	120,490	96,120
	<b>SUBTOTAL FIXED CHARGES</b>	<b>170,094</b>	<b>181,286</b>	<b>196,900</b>	<b>183,850</b>
66220	Improvements Other Than Building	0	17,614	0	0
	<b>SUBTOTAL CAPITAL</b>	<b>0</b>	<b>17,614</b>	<b>0</b>	<b>0</b>
67003	Loan Payment-OBF	104,246	97,352	142,000	77,260
67004	Debt Service	0	602,145	800,000	782,550
67110	Interest-Debt Services	0	180,406	0	0
	<b>SUBTOTAL DEBT SERVICE</b>	<b>104,246</b>	<b>879,903</b>	<b>942,000</b>	<b>859,810</b>
	<b>TOTAL</b>	<b>3,084,920</b>	<b>3,173,602</b>	<b>3,358,000</b>	<b>3,293,190</b>

<b>GENERAL FUND</b>					
<b>PUBLIC WORKS</b>					<b>ACCOUNTING UNIT</b>
<b>PUB WKS-GRAFFITI ABATEMENT PROGRAM</b>					<b>01117642</b>
<b>Account Code</b>	<b>LINE ITEM RESOURCES</b>	<b>ACTUAL FY 21-22</b>	<b>ACTUAL FY 22-23</b>	<b>ADOPTED FY 23-24</b>	<b>ADOPTED FY 24-25</b>
61000	Salaries Regular	48,098	52,000	52,560	60,090
61020	Salaries Part-Time	0	0	27,020	27,020
61040	Salaries Overtime	491	3,089	0	0
61100	Retirement-Employer Normal Cost	5,667	5,602	6,600	7,350
61110	Part-Time Retirement	0	0	1,010	1,010
61120	Medicare Insurance	755	833	1,150	1,260
61130	Health Insurance	8,497	12,258	12,640	14,270
61170	Retiree Health Benefits	0	0	0	600
61180	Worker Compensation Insurance	3,920	3,126	2,770	2,490
	<b>SUBTOTAL SALARIES &amp; BENEFITS</b>	<b>67,427</b>	<b>76,908</b>	<b>103,750</b>	<b>114,090</b>
62010	Communications	503	0	750	0
62300	Contract Services-Professional	1,535,558	1,901,818	1,983,000	1,983,000
	<b>SUBTOTAL CONTRACTUALS</b>	<b>1,536,061</b>	<b>1,901,818</b>	<b>1,983,750</b>	<b>1,983,000</b>
63001	Miscellaneous Operating Expenses	290	1,605	1,900	2,000
63300	Gas & Diesel	0	0	0	500
	<b>SUBTOTAL COMMODITIES</b>	<b>290</b>	<b>1,605</b>	<b>1,900</b>	<b>2,500</b>
65011	Equipment Replacement Charges	0	0	0	2,450
65040	IT Maintenance Charge	3,740	3,630	3,700	3,860
65055	Communications- Landlines	0	0	0	540
65100	Insurance Charges	10,380	9,379	7,960	8,170
65105	Benefits Overhead	120	573	500	520
65210	Delivery Charges	30	0	0	0
65240	Public Works Administrative Ch	24,400	24,400	44,510	55,710
	<b>SUBTOTAL FIXED CHARGES</b>	<b>38,670</b>	<b>37,982</b>	<b>56,670</b>	<b>71,250</b>
66400	Machinery & Equipment	0	67,025	0	0
66511	Computer Software Subscriptions	0	0	100	100
	<b>SUBTOTAL CAPITAL</b>	<b>0</b>	<b>67,025</b>	<b>100</b>	<b>100</b>
	<b>TOTAL</b>	<b>1,642,448</b>	<b>2,085,339</b>	<b>2,146,170</b>	<b>2,170,940</b>

<b>GENERAL FUND</b>					
<b>PUBLIC WORKS</b>					<b>ACCOUNTING UNIT</b>
<b>PUB WKS-Pub Works Trees – Service Enhancement</b>					<b>01117643</b>
<b>Account Code</b>	<b>LINE ITEM RESOURCES</b>	<b>ACTUAL FY 21-22</b>	<b>ACTUAL FY 22-23</b>	<b>ADOPTED FY 23-24</b>	<b>ADOPTED FY 24-25</b>
61000	Salaries Regular	776,498	698,468	818,860	971,040
61010	Salaries Cash Out/Separation	1,190	7,657	27,820	121,140
61020	Salaries Part-Time	22,491	18,047	61,290	61,290
61040	Salaries Overtime	110,199	95,239	255,000	255,000
61100	Retirement-Employer Normal Cost	68,685	56,619	98,740	102,300
61110	Part-Time Retirement	636	665	2,300	2,300
61120	Medicare Insurance	12,180	10,873	14,000	14,930
61130	Health Insurance	162,228	140,914	255,960	293,400
61170	Retiree Health Benefits	0	0	0	9,560
61180	Worker Compensation Insurance	48,870	41,444	45,940	34,370
	<b>SUBTOTAL SALARIES &amp; BENEFITS</b>	<b>1,202,976</b>	<b>1,069,926</b>	<b>1,579,910</b>	<b>1,865,330</b>
62010	Communications	8,232	7,954	16,050	0
62120	Training, Transportation, Meetings	0	410	2,600	2,600
62140	Membership, Subscription & Dues	0	1,071	2,600	2,600
62300	Contract Services-Professional	1,433,628	1,728,600	1,699,100	1,699,100
62321	Maintenance & Repair Improveme	29,917	22,937	50,000	50,000
62322	Maintenance & Repair Machinery	0	827	2,600	2,600
	<b>SUBTOTAL CONTRACTUALS</b>	<b>1,471,777</b>	<b>1,761,799</b>	<b>1,772,950</b>	<b>1,756,900</b>
63001	Miscellaneous Operating Expenses	51,597	50,146	51,750	51,750
63300	Gas & Diesel	57,499	68,299	46,760	46,760
	<b>SUBTOTAL COMMODITIES</b>	<b>109,096</b>	<b>118,445</b>	<b>98,510</b>	<b>98,510</b>
65010	Rental City Equipment	177,572	215,850	255,680	275,890
65011	Equipment Replacement Charges	164,000	66,945	84,690	178,890
65012	Accident Repair & Replacement	5,976	6,137	2,060	4,520
65020	City Yard Rental	25,620	25,620	30,890	33,910
65040	IT Maintenance Charge	96,090	72,510	79,640	83,120
65055	Communications- Landlines	0	0	0	11,570
65100	Insurance Charges	129,240	124,333	132,290	112,510
65105	Benefits Overhead	4,980	7,598	8,280	7,120
65210	Delivery Charges	760	0	0	0
65240	Public Works Administrative Ch	337,100	337,100	251,990	192,190
	<b>SUBTOTAL FIXED CHARGES</b>	<b>941,338</b>	<b>856,093</b>	<b>845,520</b>	<b>899,720</b>
66511	Computer Software Subscriptions	0	0	400	400
	<b>SUBTOTAL CAPITAL</b>	<b>0</b>	<b>0</b>	<b>400</b>	<b>400</b>
67200	Principal-Leases	1,272	1,312	790	2,530
67210	Interest-Leases	192	153	0	0
	<b>SUBTOTAL DEBT SERVICE</b>	<b>1,464</b>	<b>1,464</b>	<b>790</b>	<b>2,530</b>
	<b>TOTAL</b>	<b>3,726,652</b>	<b>3,807,727</b>	<b>4,298,080</b>	<b>4,623,390</b>

<b>GENERAL FUND</b>					
<b>PUBLIC WORKS</b>					<b>ACCOUNTING UNIT</b>
<b>PUB WKS-SARTC MAINTENANCE-SERVICE ENHANCEMENT</b>					<b>01117650</b>
<b>Account Code</b>	<b>LINE ITEM RESOURCES</b>	<b>ACTUAL FY 21-22</b>	<b>ACTUAL FY 22-23</b>	<b>ADOPTED FY 23-24</b>	<b>ADOPTED FY 24-25</b>
63001	Miscellaneous Operating Expenses	147	0	0	0
	<b>SUBTOTAL COMMODITIES</b>	<b>147</b>	<b>0</b>	<b>0</b>	<b>0</b>
66200	Buildings & Building Improvements	0	153,294	0	0
66220	Improvements Other Than Building	0	270,134	0	0
	<b>SUBTOTAL CAPITAL</b>	<b>0</b>	<b>423,428</b>	<b>0</b>	<b>0</b>
	<b>TOTAL</b>	<b>147</b>	<b>423,428</b>	<b>0</b>	<b>0</b>

<b>SPECIAL GAS TAX DEPARTMENT RESOURCE SUMMARY PUBLIC WORKS</b>				
<b>ACTIVITIES</b>	<b>ACTUAL FY 21-22</b>	<b>ACTUAL FY 22-23</b>	<b>ADOPTED FY 23-24</b>	<b>ADOPTED FY 24-25</b>
<b>REVENUES</b>				
52300 HWY User Tax Allocation (2105)	1,811,961	1,778,135	2,036,910	1,959,380
52301 HWY User Tax Allocation (2106)	1,127,760	1,123,143	1,264,500	86,720
52302 HWY User Tax Allocation (2107)	2,161,180	2,421,806	2,446,600	2,672,090
52320 HWY User Tax Allocation (2103) State TCRF	2,543,517	2,521,029	3,075,960	2,928,400
52321 Road Maintenance & Rehab Acct RMRA	6,569,787	6,927,578	7,673,410	8,039,480
56300 Engineering Cost Allocation	10,000	10,525	10,000	10,000
58000 Earning On Investments	214,368	262,105	0	0
58002 Net Increase (Decrease) In Fai	(1,880,388)	(949,028)	0	0
58005 Investment Income-Trustee	5	5	0	0
<b>TOTAL REVENUES</b>	<b>12,558,190</b>	<b>14,095,298</b>	<b>16,507,380</b>	<b>15,696,070</b>
<b>EXPENDITURES</b>				
02917019 GAS TAX INTERFUND TRANSFER	4,848,715	5,463,414	7,683,410	8,049,480
02917021 2019 GASTAX REV REFUND BONDS	3,244,400	3,239,950	3,232,280	3,237,030
02917620 TRAFFIC SIGNAL MAINTENANCE	2,366,174	1,235,654	2,632,460	2,318,740
02917635 MEDIAN LANDSCAPING	2,035,112	992,761	1,182,790	1,185,780
02917660 ROADWAY MAINTENANCE	3,166,273	1,137,119	2,003,350	1,385,960
<b>TOTAL EXPENDITURES</b>	<b>15,660,673</b>	<b>12,068,899</b>	<b>16,734,290</b>	<b>16,176,990</b>
<b>OPERATING EXPENSES</b>	<b>ACTUAL FY 21-22</b>	<b>ACTUAL FY 22-23</b>	<b>ADOPTED FY 23-24</b>	<b>ADOPTED FY 24-25</b>
61000 SALARIES & BENEFITS	1,663,221	586,561	820,110	816,670
62000 CONTRACTUALS	5,519,557	1,989,444	4,463,800	3,572,660
63000 COMMODITIES	93	1,951	4,600	4,600
65000 FIXED CHARGES	368,265	398,163	510,370	474,680
66000 CAPITAL	10,012	364,012	0	0
67000 DEBT SERVICE	3,243,400	3,236,500	3,229,880	3,234,630
68000 TRANSFERS	4,856,125	5,492,268	7,705,530	8,073,750
<b>TOTAL</b>	<b>15,660,673</b>	<b>12,068,899</b>	<b>16,734,290</b>	<b>16,176,990</b>

<b>SPECIAL GAS TAX</b>					
<b>PUBLIC WORKS</b>				<b>ACCOUNTING UNIT</b>	
<b>2019 GASTAX REV REFUND BONDS</b>				<b>02917021</b>	
<b>Account Code</b>	<b>LINE ITEM RESOURCES</b>	<b>ACTUAL FY 21-22</b>	<b>ACTUAL FY 22-23</b>	<b>ADOPTED FY 23-24</b>	<b>ADOPTED FY 24-25</b>
62300	Contract Services-Professional	0	2,350	1,200	1,200
62401	Trustee Fee	1,000	1,100	1,200	1,200
	<b>SUBTOTAL CONTRACTUALS</b>	<b>1,000</b>	<b>3,450</b>	<b>2,400</b>	<b>2,400</b>
67300	Bond Principal	1,345,000	1,400,000	1,465,000	1,545,000
67310	Bond Interest	1,898,400	1,836,500	1,764,880	1,689,630
	<b>SUBTOTAL DEBT SERVICE</b>	<b>3,243,400</b>	<b>3,236,500</b>	<b>3,229,880</b>	<b>3,234,630</b>
	<b>TOTAL</b>	<b>3,244,400</b>	<b>3,239,950</b>	<b>3,232,280</b>	<b>3,237,030</b>

<b>SPECIAL GAS TAX</b>					
<b>PUBLIC WORKS</b>					<b>ACCOUNTING UNIT</b>
<b>SPECIAL GAS TAX FUND</b>					<b>02917002</b>
<b>Account Code</b>	<b>LINE ITEM RESOURCES</b>	<b>ACTUAL FY 21-22</b>	<b>ACTUAL FY 22-23</b>	<b>ADOPTED FY 23-24</b>	<b>ADOPTED FY 24-25</b>
52300	HWY User Tax Allocation (2105)	1,811,961	1,778,135	2,036,910	1,959,380
52301	HWY User Tax Allocation (2106)	1,127,760	1,123,143	1,264,500	86,720
52302	HWY User Tax Allocation (2107)	2,161,180	2,421,806	2,446,600	2,672,090
52320	HWY User Tax Allocation (2103) State TCRF	2,543,517	2,521,029	3,075,960	2,928,400
52321	Road Maintenance & Rehab Acct RMRA	6,569,787	6,927,578	7,673,410	8,039,480
56300	Engineering Cost Allocation	10,000	10,525	10,000	10,000
58000	Earning On Investments	214,368	262,105	0	0
58002	Net Increase (Decrease) In Fai	(1,880,388)	(949,028)	0	0
58005	Investment Income-Trustee	5	5	0	0
	<b>SUBTOTAL REVENUES</b>	<b>12,558,190</b>	<b>14,095,298</b>	<b>16,507,380</b>	<b>15,696,070</b>
	<b>TOTAL</b>	<b>12,558,190</b>	<b>14,095,298</b>	<b>16,507,380</b>	<b>15,696,070</b>

<b>SPECIAL GAS TAX</b>					
<b>PUBLIC WORKS</b>				<b>ACCOUNTING UNIT</b>	
<b>GAS TAX INTERFUND TRANSFER</b>				<b>02917019</b>	
<b>Account Code</b>	<b>LINE ITEM RESOURCES</b>	<b>ACTUAL FY 21-22</b>	<b>ACTUAL FY 22-23</b>	<b>ADOPTED FY 23-24</b>	<b>ADOPTED FY 24-25</b>
68000	Transfer to Fund 011	0	0	10,000	0
68000	Transfer to Fund 059	4,848,715	5,453,414	7,673,410	8,039,480
68000	Transfer to Fund 086	0	10,000	0	10,000
	<b>SUBTOTAL TRANSFERS</b>	<b>4,848,715</b>	<b>5,463,414</b>	<b>7,683,410</b>	<b>8,049,480</b>
	<b>TOTAL</b>	<b>4,848,715</b>	<b>5,463,414</b>	<b>7,683,410</b>	<b>8,049,480</b>



<b>SPECIAL GAS TAX</b>					
<b>PUBLIC WORKS</b>					<b>ACCOUNTING UNIT</b>
<b>TRAFFIC SIGNAL MAINTENANCE</b>					<b>02917620</b>
<b>Account Code</b>	<b>LINE ITEM RESOURCES</b>	<b>ACTUAL FY 21-22</b>	<b>ACTUAL FY 22-23</b>	<b>ADOPTED FY 23-24</b>	<b>ADOPTED FY 24-25</b>
61000	Salaries Regular	482,267	357,292	519,300	573,750
61020	Salaries Part-Time	12	0	0	0
61040	Salaries Overtime	3,278	7,934	0	0
61100	Retirement-Employer Normal Cost	30,399	19,328	37,430	39,620
61102	Retirement- Employer Unfunded- Miscellaneous	92,474	53,232	51,270	32,510
61110	Part-Time Retirement		0	0	0
61120	Medicare Insurance	6,915	5,083	7,490	8,280
61130	Health Insurance	54,801	27,268	68,850	71,320
61170	Retiree Health Benefits	0	80	160	5,440
61180	Worker Compensation Insurance	20,810	21,193	27,730	17,140
	<b>SUBTOTAL SALARIES &amp; BENEFITS</b>	<b>690,957</b>	<b>491,411</b>	<b>712,230</b>	<b>748,060</b>
62000	Utilities	259,554	13,635	200,000	200,000
62300	Contract Services-Professional	44,771	203,847	253,800	253,800
62321	Maintenance & Repair Improveme	1,078,248	197,939	1,100,800	709,660
	<b>SUBTOTAL CONTRACTUALS</b>	<b>1,382,573</b>	<b>415,421</b>	<b>1,554,600</b>	<b>1,163,460</b>
63001	Miscellaneous Operating Expenses	47	543	3,000	3,000
	<b>SUBTOTAL COMMODITIES</b>	<b>47</b>	<b>543</b>	<b>3,000</b>	<b>3,000</b>
65020	City Yard Rental	7,780	7,780	9,380	10,300
65040	IT Maintenance Charge	16,520	22,310	23,210	24,220
65055	Communications- Landlines	0	0	0	3,370
65100	Insurance Charges	55,020	63,580	79,850	56,100
65105	Benefits Overhead	970	3,885	5,000	3,550
65210	Delivery Charges	180	0	0	0
65240	Public Works Administrative Ch	59,400	59,400	59,400	68,400
65400	Indirect Costs	146,612	147,513	167,530	218,250
	<b>SUBTOTAL FIXED CHARGES</b>	<b>286,482</b>	<b>304,468</b>	<b>344,370</b>	<b>384,190</b>
68001	POB Misc Xfer to Fund 406	6,115	23,811	18,260	20,030
	<b>SUBTOTAL TRANSFERS</b>	<b>6,115</b>	<b>23,811</b>	<b>18,260</b>	<b>20,030</b>
	<b>TOTAL</b>	<b>2,366,174</b>	<b>1,235,654</b>	<b>2,632,460</b>	<b>2,318,740</b>

<b>SPECIAL GAS TAX</b>					
<b>PUBLIC WORKS</b>					<b>ACCOUNTING UNIT</b>
<b>MEDIAN LANDSCAPING</b>					<b>02917635</b>
<b>Account Code</b>	<b>LINE ITEM RESOURCES</b>	<b>ACTUAL FY 21-22</b>	<b>ACTUAL FY 22-23</b>	<b>ADOPTED FY 23-24</b>	<b>ADOPTED FY 24-25</b>
61000	Salaries Regular	47,197	33,360	26,460	22,160
61010	Salaries Cash Out/Separation	0	0	1,250	1,250
61040	Salaries Overtime	1,345	943	0	0
61100	Retirement-Employer Normal Cost	4,080	939	3,320	2,710
61102	Retirement- Employer Unfunded- Miscellaneous	12,728	2,176	2,750	2,390
61120	Medicare Insurance	704	487	380	320
61130	Health Insurance	3,369	1,198	1,530	3,540
61170	Retiree Health Benefits	0	0	0	220
61180	Worker Compensation Insurance	2,280	1,895	2,710	1,600
	<b>SUBTOTAL SALARIES &amp; BENEFITS</b>	<b>71,703</b>	<b>40,997</b>	<b>38,400</b>	<b>34,190</b>
62000	Utilities	469,054	135,990	82,800	82,800
62300	Contract Services-Professional	253,790	95,055	150,000	150,000
62320	Maintenance & Repair Buildings	1,198,747	679,866	874,000	874,000
	<b>SUBTOTAL CONTRACTUALS</b>	<b>1,921,591</b>	<b>910,912</b>	<b>1,106,800</b>	<b>1,106,800</b>
65040	IT Maintenance Charge	2,880	2,790	1,420	1,480
65055	Communications- Landlines	0	0	0	210
65100	Insurance Charges	6,040	5,685	7,810	5,240
65105	Benefits Overhead	190	347	490	330
65240	Public Works Administrative Ch	17,400	17,400	17,400	26,980
65400	Indirect Costs	14,660	12,109	8,540	8,430
	<b>SUBTOTAL FIXED CHARGES</b>	<b>41,170</b>	<b>38,331</b>	<b>35,660</b>	<b>42,670</b>
68001	POB Misc Xfer to Fund 406	647	2,521	1,930	2,120
	<b>SUBTOTAL TRANSFERS</b>	<b>647</b>	<b>2,521</b>	<b>1,930</b>	<b>2,120</b>
	<b>TOTAL</b>	<b>2,035,112</b>	<b>992,761</b>	<b>1,182,790</b>	<b>1,185,780</b>

<b>SPECIAL GAS TAX</b>					
<b>PUBLIC WORKS</b>					<b>ACCOUNTING UNIT</b>
<b>ROADWAY MAINTENANCE</b>					<b>02917660</b>
<b>Account Code</b>	<b>LINE ITEM RESOURCES</b>	<b>ACTUAL FY 21-22</b>	<b>ACTUAL FY 22-23</b>	<b>ADOPTED FY 23-24</b>	<b>ADOPTED FY 24-25</b>
61000	Salaries Regular	587,625	38,105	26,460	22,160
61010	Salaries Cash Out/Separation	0	0	1,250	1,250
61040	Salaries Overtime	132,457	4,704	0	0
61100	Retirement-Employer Normal Cost	45,651	1,563	3,320	2,710
61102	Retirement- Employer Unfunded- Miscellaneous	12,728	3,625	2,750	2,390
61120	Medicare Insurance	10,316	640	380	320
61130	Health Insurance	109,503	3,076	1,530	3,540
61170	Retiree Health Benefits	0	0	0	220
61180	Worker Compensation Insurance	2,280	2,440	33,790	1,830
	<b>SUBTOTAL SALARIES &amp; BENEFITS</b>	<b>900,560</b>	<b>54,152</b>	<b>69,480</b>	<b>34,420</b>
62300	Contract Services-Professional	2,214,393	659,662	1,800,000	1,300,000
	<b>SUBTOTAL CONTRACTUALS</b>	<b>2,214,393</b>	<b>659,662</b>	<b>1,800,000</b>	<b>1,300,000</b>
63001	Miscellaneous Operating Expenses	47	1,408	1,600	1,600
	<b>SUBTOTAL COMMODITIES</b>	<b>47</b>	<b>1,408</b>	<b>1,600</b>	<b>1,600</b>
65040	IT Maintenance Charge	2,880	2,790	1,420	1,480
65055	Communications- Landlines	0	0	0	210
65100	Insurance Charges	6,040	7,320	97,290	5,980
65105	Benefits Overhead	190	447	6,090	380
65205	Internal Departments Personnel	0	11,977	0	0
65240	Public Works Administrative Ch	17,000	17,000	17,000	31,340
65400	Indirect Costs	14,504	15,829	8,540	8,430
	<b>SUBTOTAL FIXED CHARGES</b>	<b>40,614</b>	<b>55,363</b>	<b>130,340</b>	<b>47,820</b>
66220	Improvements Other Than Building	10,012	364,012	0	0
	<b>SUBTOTAL CAPITAL</b>	<b>10,012</b>	<b>364,012</b>	<b>0</b>	<b>0</b>
68001	POB Misc Xfer to Fund 406	647	2,521	1,930	2,120
	<b>SUBTOTAL TRANSFERS</b>	<b>647</b>	<b>2,521</b>	<b>1,930</b>	<b>2,120</b>
	<b>TOTAL</b>	<b>3,166,273</b>	<b>1,137,119</b>	<b>2,003,350</b>	<b>1,385,960</b>

**PROP 1B BOND ACT OF 2006  
DEPARTMENT RESOURCE SUMMARY**

**PUBLIC WORKS**

ACTIVITIES	ACTUAL FY 21-22	ACTUAL FY 22-23	ADOPTED FY 23-24	ADOPTED FY 24-25
REVENUES				
58000 Earning On Investments	1,156	1,539	0	0
TOTAL REVENUES	1,156	1,539	0	0

PROP 1B BOND ACT OF 2006				
PUBLIC WORKS				ACCOUNTING UNIT
PROP 1B BOND OF 2006				03017002
Account Code	LINE ITEM RESOURCES	ACTUAL FY 21-22	ACTUAL FY 22-23	ADOPTED FY 23-24
58000	Earning On Investments	1,156	1,539	0
	<b>SUBTOTAL REVENUES</b>	<b>1,156</b>	<b>1,539</b>	<b>0</b>
	<b>TOTAL</b>	<b>1,156</b>	<b>1,539</b>	<b>0</b>

<b>AIR QUALITY IMPR. (AB 2766)</b>				
<b>DEPARTMENT RESOURCE SUMMARY</b>				
<b>PUBLIC WORKS</b>				
<b>ACTIVITIES</b>	<b>ACTUAL FY 21-22</b>	<b>ACTUAL FY 22-23</b>	<b>ADOPTED FY 23-24</b>	<b>ADOPTED FY 24-25</b>
<b>REVENUES</b>				
52350 AQMD AB2766	319,256	516,168	433,900	407,200
52351 MSRC Reimbursement	0	577,489	285,000	0
57010 Miscellaneous Recoveries	165	0	0	0
58000 Earning On Investments	12,347	20,375	7,000	10,000
TOTAL REVENUES	331,769	1,114,032	725,900	417,200
<b>EXPENDITURES</b>				
03117101 FLEET SVCS-AIR QUALITY IMPROV	2,722	1,193,847	100,000	70,000
03117102 FLEET SVCS-MSRC PROGRAM	20,492	17,500	285,000	0
TOTAL EXPENDITURES	23,214	1,211,347	385,000	70,000
<b>OPERATING EXPENSES</b>	<b>ACTUAL FY 21-22</b>	<b>ACTUAL FY 22-23</b>	<b>ADOPTED FY 23-24</b>	<b>ADOPTED FY 24-25</b>
66000 CAPITAL	23,214	1,211,347	385,000	70,000
<b>TOTAL</b>	<b>23,214</b>	<b>1,211,347</b>	<b>385,000</b>	<b>70,000</b>

AIR QUALITY IMPR. (AB 2766)				
PUBLIC WORKS				ACCOUNTING UNIT
FLEET SVCS-AIR QUALITY IMPROV				03117002
Account Code	LINE ITEM RESOURCES	ACTUAL FY 21-22	ACTUAL FY 22-23	ADOPTED FY 23-24
52350	AQMD AB2766	319,256	516,168	433,900
52351	MSRC Reimbursement	0	577,489	285,000
57010	Miscellaneous Recoveries	165	0	0
58000	Earning On Investments	12,347	20,375	7,000
<b>SUBTOTAL REVENUES</b>		<b>331,769</b>	<b>1,114,032</b>	<b>725,900</b>
<b>TOTAL</b>		<b>331,769</b>	<b>1,114,032</b>	<b>417,200</b>

<b>AIR QUALITY IMPR. (AB 2766)</b>					
<b>PUBLIC WORKS</b>					<b>ACCOUNTING UNIT</b>
<b>FLEET SVCS-AIR QUALITY IMPROV</b>					<b>03117101</b>
<b>Account Code</b>	<b>LINE ITEM RESOURCES</b>	<b>ACTUAL FY 21-22</b>	<b>ACTUAL FY 22-23</b>	<b>ADOPTED FY 23-24</b>	<b>ADOPTED FY 24-25</b>
66220	Improvements Other Than Building	0	1,036,223	0	0
66400	Machinery & Equipment	2,722	157,625	100,000	70,000
	<b>SUBTOTAL CAPITAL</b>	<b>2,722</b>	<b>1,193,847</b>	<b>100,000</b>	<b>70,000</b>
	<b>TOTAL</b>	<b>2,722</b>	<b>1,193,847</b>	<b>100,000</b>	<b>70,000</b>



<b>AIR QUALITY IMPR. (AB 2766)</b>					
<b>PUBLIC WORKS</b>					<b>ACCOUNTING UNIT</b>
<b>FLEET SVCS-MSRC PROGRAM</b>					<b>03117102</b>
<b>Account Code</b>	<b>LINE ITEM RESOURCES</b>	<b>ACTUAL FY 21-22</b>	<b>ACTUAL FY 22-23</b>	<b>ADOPTED FY 23-24</b>	<b>ADOPTED FY 24-25</b>
66400	Machinery & Equipment	20,492	17,500	285,000	0
	<b>SUBTOTAL CAPITAL</b>	<b>20,492</b>	<b>17,500</b>	<b>285,000</b>	<b>0</b>
	<b>TOTAL</b>	<b>20,492</b>	<b>17,500</b>	<b>285,000</b>	<b>0</b>

<b>MEASURE M-STREET CONSTRUCTION DEPARTMENT RESOURCE SUMMARY</b>				
<b>PUBLIC WORKS</b>				
<b>ACTIVITIES</b>	<b>ACTUAL FY 21-22</b>	<b>ACTUAL FY 22-23</b>	<b>ADOPTED FY 23-24</b>	<b>ADOPTED FY 24-25</b>
<b>REVENUES</b>				
52040 Grant-Other	39,054	21,506	0	0
52332 Measure M2 Competitive	16,506	84,029	9,784,630	0
52333 Measure M2 Local Fairshare	6,094,241	6,210,093	6,709,410	6,962,060
57000 Expense Reimbursement	16,978	0	0	0
57004 Expense Reimbursement-OCTA	149,225	505,466	16,000,000	0
57071 Sale of Land	86,836	0	0	0
57960 Rental Of Property	(1,061)	488	0	0
58000 Earning On Investments	3,026	18,459	0	0
<b>TOTAL REVENUES</b>	<b>6,404,806</b>	<b>6,840,041</b>	<b>32,494,040</b>	<b>6,962,060</b>
<b>EXPENDITURES</b>				
03217661 OCTA TRANSITWAY PROJECT - MOS3	66,940	21,807	0	0
03217662 MEASURE M2 LOCAL FAIRSHARE ST	5,370,730	4,311,017	6,509,410	6,722,280
03217663 MEASURE M2 COMPETITIVE STREET	6,334,745	7,180,298	11,194,760	0
03217664 OCTA OC STREETCAR ACCOUNT	515,855	223,380	0	0
<b>TOTAL EXPENDITURES</b>	<b>12,288,270</b>	<b>11,736,502</b>	<b>17,704,170</b>	<b>6,722,280</b>
<b>OPERATING EXPENSES</b>	<b>ACTUAL FY 21-22</b>	<b>ACTUAL FY 22-23</b>	<b>ADOPTED FY 23-24</b>	<b>ADOPTED FY 24-25</b>
62000 CONTRACTUALS	11,744	0	0	0
66000 CAPITAL	12,276,526	11,736,502	17,704,170	6,722,280
<b>TOTAL</b>	<b>12,288,270</b>	<b>11,736,502</b>	<b>17,704,170</b>	<b>6,722,280</b>

<b>MEASURE M-STREET CONSTRUCTION</b>					
<b>PUBLIC WORKS</b>					<b>ACCOUNTING UNIT</b>
<b>MEASURE M-STREET CONSTRUCTION</b>					<b>03217002</b>
<b>Account Code</b>	<b>LINE ITEM RESOURCES</b>	<b>ACTUAL FY 21-22</b>	<b>ACTUAL FY 22-23</b>	<b>ADOPTED FY 23-24</b>	<b>ADOPTED FY 24-25</b>
52040	Grant-Other	39,054	21,506	0	0
52332	Measure M2 Competitive	16,506	84,029	9,784,630	0
52333	Measure M2 Local Fairshare	6,094,241	6,210,093	6,709,410	6,962,060
57000	Expense Reimbursement	16,978	0	0	0
57004	Expense Reimbursement-OCTA	149,225	505,466	16,000,000	0
57071	Sale of Land	86,836	0	0	0
57960	Rental Of Property	(1,061)	488	0	0
58000	Earning On Investments	3,026	18,459	0	0
	<b>SUBTOTAL REVENUES</b>	<b>6,404,806</b>	<b>6,840,041</b>	<b>32,494,040</b>	<b>6,962,060</b>
	<b>TOTAL</b>	<b>6,404,806</b>	<b>6,840,041</b>	<b>32,494,040</b>	<b>6,962,060</b>

<b>MEASURE M-STREET CONSTRUCTION</b>					
<b>PUBLIC WORKS</b>					<b>ACCOUNTING UNIT</b>
<b>OCTA TRANSITWAY PROJECT - MOS3</b>					<b>03217661</b>
<b>Account Code</b>	<b>LINE ITEM RESOURCES</b>	<b>ACTUAL FY 21-22</b>	<b>ACTUAL FY 22-23</b>	<b>ADOPTED FY 23-24</b>	<b>ADOPTED FY 24-25</b>
66220	Improvements Other Than Building	66,940	21,807	0	0
	<b>SUBTOTAL CAPITAL</b>	<b>66,940</b>	<b>21,807</b>	<b>0</b>	<b>0</b>
	<b>TOTAL</b>	<b>66,940</b>	<b>21,807</b>	<b>0</b>	<b>0</b>

<b>MEASURE M-STREET CONSTRUCTION</b>					
<b>PUBLIC WORKS</b>					<b>ACCOUNTING UNIT</b>
<b>MEASURE M2 LOCAL FAIRSHARE ST</b>					<b>03217662</b>
<b>Account Code</b>	<b>LINE ITEM RESOURCES</b>	<b>ACTUAL FY 21-22</b>	<b>ACTUAL FY 22-23</b>	<b>ADOPTED FY 23-24</b>	<b>ADOPTED FY 24-25</b>
62000	Utilities	11,744	0	0	0
	<b>SUBTOTAL CONTRACTUALS</b>	<b>11,744</b>	<b>0</b>	<b>0</b>	<b>0</b>
66220	Improvements Other Than Building	5,358,986	4,311,017	6,509,410	6,722,280
	<b>SUBTOTAL CAPITAL</b>	<b>5,358,986</b>	<b>4,311,017</b>	<b>6,509,410</b>	<b>6,722,280</b>
	<b>TOTAL</b>	<b>5,370,730</b>	<b>4,311,017</b>	<b>6,509,410</b>	<b>6,722,280</b>

<b>MEASURE M-STREET CONSTRUCTION</b>					
<b>PUBLIC WORKS</b>					<b>ACCOUNTING UNIT</b>
<b>MEASURE M2 COMPETITIVE STREET</b>					<b>03217663</b>
<b>Account Code</b>	<b>LINE ITEM RESOURCES</b>	<b>ACTUAL FY 21-22</b>	<b>ACTUAL FY 22-23</b>	<b>ADOPTED FY 23-24</b>	<b>ADOPTED FY 24-25</b>
66100	Land	2,664,046	5,392,034	0	0
66220	Improvements Other Than Building	3,670,699	1,788,265	11,194,760	0
	<b>SUBTOTAL CAPITAL</b>	<b>6,334,745</b>	<b>7,180,298</b>	<b>11,194,760</b>	<b>0</b>
	<b>TOTAL</b>	<b>6,334,745</b>	<b>7,180,298</b>	<b>11,194,760</b>	<b>0</b>

<b>MEASURE M-STREET CONSTRUCTION</b>					
<b>PUBLIC WORKS</b>					<b>ACCOUNTING UNIT</b>
<b>OCTA OC STREETCAR ACCOUNT</b>					<b>03217664</b>
<b>Account Code</b>	<b>LINE ITEM RESOURCES</b>	<b>ACTUAL FY 21-22</b>	<b>ACTUAL FY 22-23</b>	<b>ADOPTED FY 23-24</b>	<b>ADOPTED FY 24-25</b>
66220	Improvements Other Than Building	515,855	223,380	0	0
	<b>SUBTOTAL CAPITAL</b>	<b>515,855</b>	<b>223,380</b>	<b>0</b>	<b>0</b>
	<b>TOTAL</b>	<b>515,855</b>	<b>223,380</b>	<b>0</b>	<b>0</b>

**NEW TRANSPO SYS IMPR AREA B  
DEPARTMENT RESOURCE SUMMARY**

**PUBLIC WORKS**

ACTIVITIES	ACTUAL FY 21-22	ACTUAL FY 22-23	ADOPTED FY 23-24	ADOPTED FY 24-25
REVENUES				
50300 Transportation System Improvement Fee	29,137	539	0	0
58000 Earning On Investments	4,256	5,758	0	0
TOTAL REVENUES	33,393	6,298	0	0



NEW TRANSPO SYS IMPR AREA B				
PUBLIC WORKS				ACCOUNTING UNIT
NEW TRANSPO SYS IMPR AREA B				03317002
Account Code	LINE ITEM RESOURCES	ACTUAL FY 21-22	ACTUAL FY 22-23	ADOPTED FY 23-24
50300	Transportation System Improvement Fee	29,137	539	0
58000	Earning On Investments	4,256	5,758	0
	<b>SUBTOTAL REVENUES</b>	<b>33,393</b>	<b>6,298</b>	<b>0</b>
	<b>TOTAL</b>	<b>33,393</b>	<b>6,298</b>	<b>0</b>

<b>NEW TRANSPO SYS IMPR AREA E DEPARTMENT RESOURCE SUMMARY</b>				
<b>PUBLIC WORKS</b>				
<b>ACTIVITIES</b>	<b>ACTUAL FY 21-22</b>	<b>ACTUAL FY 22-23</b>	<b>ADOPTED FY 23-24</b>	<b>ADOPTED FY 24-25</b>
REVENUES				
50300 Transportation System Improvement Fee	34,403	172,122	0	0
57960 Rental Of Property	29,516	54,163	0	0
58000 Earning On Investments	11,420	15,753	0	0
TOTAL REVENUES	75,339	242,038	0	0
EXPENDITURES				
03417660 NEW TRANSPO SYS IMPR AREA E	117,665	6,900	204,830	242,030
TOTAL EXPENDITURES	117,665	6,900	204,830	242,030
<b>OPERATING EXPENSES</b>	<b>ACTUAL FY 21-22</b>	<b>ACTUAL FY 22-23</b>	<b>ADOPTED FY 23-24</b>	<b>ADOPTED FY 24-25</b>
66000 CAPITAL	117,665	6,900	204,830	242,030
<b>TOTAL</b>	<b>117,665</b>	<b>6,900</b>	<b>204,830</b>	<b>242,030</b>

<b>NEW TRANSPO SYS IMPR AREA E</b>					
<b>PUBLIC WORKS</b>				<b>ACCOUNTING UNIT</b>	
<b>NEW TRANSPO SYS IMPR AREA E</b>				<b>03417002</b>	
<b>Account Code</b>	<b>LINE ITEM RESOURCES</b>	<b>ACTUAL FY 21-22</b>	<b>ACTUAL FY 22-23</b>	<b>ADOPTED FY 23-24</b>	<b>ADOPTED FY 24-25</b>
50300	Transportation System Improvement Fee	34,403	172,122	0	0
57960	Rental Of Property	29,516	54,163	0	0
58000	Earning On Investments	11,420	15,753	0	0
	<b>SUBTOTAL REVENUES</b>	<b>75,339</b>	<b>242,038</b>	<b>0</b>	<b>0</b>
	<b>TOTAL</b>	<b>75,339</b>	<b>242,038</b>	<b>0</b>	<b>0</b>

<b>NEW TRANSP SYS IMPR AREA E</b>					
<b>PUBLIC WORKS</b>					<b>ACCOUNTING UNIT</b>
<b>NEW TRANSP SYS IMPR AREA E</b>					<b>03417660</b>
<b>Account Code</b>	<b>LINE ITEM RESOURCES</b>	<b>ACTUAL FY 21-22</b>	<b>ACTUAL FY 22-23</b>	<b>ADOPTED FY 23-24</b>	<b>ADOPTED FY 24-25</b>
66100	Land	(12,024)	(344)	0	0
66220	Improvements Other Than Building	129,689	7,244	204,830	242,030
	<b>SUBTOTAL CAPITAL</b>	<b>117,665</b>	<b>6,900</b>	<b>204,830</b>	<b>242,030</b>
	<b>TOTAL</b>	<b>117,665</b>	<b>6,900</b>	<b>204,830</b>	<b>242,030</b>

<b>NEW TRANSPO SYS IMPR AREA F DEPARTMENT RESOURCE SUMMARY PUBLIC WORKS</b>				
<b>ACTIVITIES</b>	<b>ACTUAL FY 21-22</b>	<b>ACTUAL FY 22-23</b>	<b>ADOPTED FY 23-24</b>	<b>ADOPTED FY 24-25</b>
<b>REVENUES</b>				
50300 Transportation System Improvement Fee	582,198	147,278	0	0
58000 Earning On Investments	13,231	17,953	0	0
TOTAL REVENUES	595,429	165,231	0	0
<b>EXPENDITURES</b>				
03517660 NEW TRANSPO SYS IMPR AREA F	150,854	192,218	140,000	170,310
TOTAL EXPENDITURES	150,854	192,218	140,000	170,310
<b>OPERATING EXPENSES</b>	<b>ACTUAL FY 21-22</b>	<b>ACTUAL FY 22-23</b>	<b>ADOPTED FY 23-24</b>	<b>ADOPTED FY 24-25</b>
66000 CAPITAL	150,854	192,218	140,000	170,310
<b>TOTAL</b>	<b>150,854</b>	<b>192,218</b>	<b>140,000</b>	<b>170,310</b>

<b>NEW TRANSPO SYS IMPR AREA F</b>				
<b>PUBLIC WORKS</b>				<b>ACCOUNTING UNIT</b>
<b>NEW TRANSPO SYS IMPR AREA F</b>				<b>03517002</b>
<b>Account Code</b>	<b>LINE ITEM RESOURCES</b>	<b>ACTUAL FY 21-22</b>	<b>ACTUAL FY 22-23</b>	<b>ADOPTED FY 23-24</b>
50300	Transportation System Improvement Fee	582,198	147,278	0
58000	Earning On Investments	13,231	17,953	0
	<b>SUBTOTAL REVENUES</b>	<b>595,429</b>	<b>165,231</b>	<b>0</b>
	<b>TOTAL</b>	<b>595,429</b>	<b>165,231</b>	<b>0</b>

<b>NEW TRANSP SYS IMPR AREA F</b>					
<b>PUBLIC WORKS</b>					<b>ACCOUNTING UNIT</b>
<b>NEW TRANSP SYS IMPR AREA F</b>					<b>03517660</b>
<b>Account Code</b>	<b>LINE ITEM RESOURCES</b>	<b>ACTUAL FY 21-22</b>	<b>ACTUAL FY 22-23</b>	<b>ADOPTED FY 23-24</b>	<b>ADOPTED FY 24-25</b>
66100	Land	60,250	48,423	0	0
66220	Improvements Other Than Building	90,604	143,795	140,000	170,310
	<b>SUBTOTAL CAPITAL</b>	<b>150,854</b>	<b>192,218</b>	<b>140,000</b>	<b>170,310</b>
	<b>TOTAL</b>	<b>150,854</b>	<b>192,218</b>	<b>140,000</b>	<b>170,310</b>

**TRANSP SYS IMPR AREA A-2  
DEPARTMENT RESOURCE SUMMARY**

**PUBLIC WORKS**

ACTIVITIES	ACTUAL FY 21-22	ACTUAL FY 22-23	ADOPTED FY 23-24	ADOPTED FY 24-25
REVENUES				
50300 Transportation System Improvement Fee	366,373	0	0	0
58000 Earning On Investments	4,581	7,005	0	0
TOTAL REVENUES	370,954	7,005	0	0



<b>TRANSP SYS IMPR AREA A-2</b>				
<b>PUBLIC WORKS</b>				<b>ACCOUNTING UNIT</b>
<b>TRANS. SYSTEM IMPR. AREA A-2</b>				<b>04117002</b>
<b>Account Code</b>	<b>LINE ITEM RESOURCES</b>	<b>ACTUAL FY 21-22</b>	<b>ACTUAL FY 22-23</b>	<b>ADOPTED FY 23-24</b>
50300	Transportation System Improvement Fee	366,373	0	0
58000	Earning On Investments	4,581	7,005	0
	<b>SUBTOTAL REVENUES</b>	<b>370,954</b>	<b>7,005</b>	<b>0</b>
	<b>TOTAL</b>	<b>370,954</b>	<b>7,005</b>	<b>0</b>

**TRANSPO SYS IMPR AREA B  
DEPARTMENT RESOURCE SUMMARY**

**PUBLIC WORKS**

ACTIVITIES	ACTUAL FY 21-22	ACTUAL FY 22-23	ADOPTED FY 23-24	ADOPTED FY 24-25
REVENUES				
58000 Earning On Investments	72	96	0	0
TOTAL REVENUES	72	96	0	0

TRANSPO SYS IMPR AREA B				
PUBLIC WORKS				ACCOUNTING UNIT
TRANSP. SYSTEM IMP. AREA B				04217002
Account Code	LINE ITEM RESOURCES	ACTUAL FY 21-22	ACTUAL FY 22-23	ADOPTED FY 23-24
58000	Earning On Investments	72	96	0
	<b>SUBTOTAL REVENUES</b>	<b>72</b>	<b>96</b>	<b>0</b>
	<b>TOTAL</b>	<b>72</b>	<b>96</b>	<b>0</b>

<b>TRANSIT ZONING CODE</b> <b>DEPARTMENT RESOURCE SUMMARY</b> <b>PUBLIC WORKS</b>				
ACTIVITIES	ACTUAL FY 21-22	ACTUAL FY 22-23	ADOPTED FY 23-24	ADOPTED FY 24-25
REVENUES				
58000 Earning On Investments	1,609	2,142	0	0
TOTAL REVENUES	1,609	2,142	0	0

TRANSIT ZONING CODE				
PUBLIC WORKS				ACCOUNTING UNIT
TRANSIT ZONING CODE				04817002
Account Code	LINE ITEM RESOURCES	ACTUAL FY 21-22	ACTUAL FY 22-23	ADOPTED FY 23-24
58000	Earning On Investments	1,609	2,142	0
	<b>SUBTOTAL REVENUES</b>	<b>1,609</b>	<b>2,142</b>	<b>0</b>
	<b>TOTAL</b>	<b>1,609</b>	<b>2,142</b>	<b>0</b>

<b>HARBOR SPECIFIC PLAN                      DEPARTMENT RESOURCE SUMMARY                      PUBLIC WORKS</b>				
ACTIVITIES	ACTUAL FY 21-22	ACTUAL FY 22-23	ADOPTED FY 23-24	ADOPTED FY 24-25
REVENUES				
58000    Earning On Investments	742	987	0	0
TOTAL REVENUES	742	987	0	0
EXPENDITURES				
04917660  HARBOR SPECIFIC PLAN	0	0	99,010	0
TOTAL EXPENDITURES	0	0	99,010	0
OPERATING EXPENSES	ACTUAL FY 21-22	ACTUAL FY 22-23	ADOPTED FY 23-24	ADOPTED FY 24-25
66000    CAPITAL	0	0	99,010	0
TOTAL	0	0	99,010	0

HARBOR SPECIFIC PLAN				
PUBLIC WORKS				ACCOUNTING UNIT
HARBOR SPECIFIC PLAN				04917002
Account Code	LINE ITEM RESOURCES	ACTUAL FY 21-22	ACTUAL FY 22-23	ADOPTED FY 23-24
58000	Earning On Investments	742	987	0
	<b>SUBTOTAL REVENUES</b>	<b>742</b>	<b>987</b>	<b>0</b>
	<b>TOTAL</b>	<b>742</b>	<b>987</b>	<b>0</b>

<b>HARBOR SPECIFIC PLAN</b>				
<b>PUBLIC WORKS</b>				<b>ACCOUNTING UNIT</b>
<b>HARBOR SPECIFIC PLAN</b>				<b>04917660</b>
<b>Account Code</b>	<b>LINE ITEM RESOURCES</b>	<b>ACTUAL FY 21-22</b>	<b>ACTUAL FY 22-23</b>	<b>ADOPTED FY 23-24</b>
66220	Improvements Other Than Building	0	0	99,010
	<b>SUBTOTAL CAPITAL</b>	<b>0</b>	<b>0</b>	<b>99,010</b>
	<b>TOTAL</b>	<b>0</b>	<b>0</b>	<b>99,010</b>



CITY SERVICES DEPARTMENT RESOURCE SUMMARY PUBLIC WORKS				
ACTIVITIES	ACTUAL FY 21-22	ACTUAL FY 22-23	ADOPTED FY 23-24	ADOPTED FY 24-25
REVENUES				
51708    CIP Construction Projects Permits	69,929	305,101	0	0
TOTAL REVENUES	69,929	305,101	0	0
EXPENDITURES				
05317021    PW Agency Services	0	227,371	0	0
TOTAL EXPENDITURES	0	227,371	0	0
OPERATING EXPENSES	ACTUAL FY 21-22	ACTUAL FY 22-23	ADOPTED FY 23-24	ADOPTED FY 24-25
62000    CONTRACTUALS	0	227,371	0	0
TOTAL	0	227,371	0	0

<b>CITY SERVICES</b>				
<b>PUBLIC WORKS</b>				<b>ACCOUNTING UNIT</b>
<b>PWA REVENUE</b>				<b>05317002</b>
Account Code	LINE ITEM RESOURCES	ACTUAL FY 21-22	ACTUAL FY 22-23	ADOPTED FY 23-24
51708	CIP Construction Projects Permits	69,929	305,101	0
	<b>SUBTOTAL REVENUES</b>	<b>69,929</b>	<b>305,101</b>	<b>0</b>
	<b>TOTAL</b>	<b>69,929</b>	<b>305,101</b>	<b>0</b>

<b>CITY SERVICES</b>					
<b>PUBLIC WORKS</b>					<b>ACCOUNTING UNIT</b>
<b>PW Agency Services</b>					<b>05317021</b>
<b>Account Code</b>	<b>LINE ITEM RESOURCES</b>	<b>ACTUAL FY 21-22</b>	<b>ACTUAL FY 22-23</b>	<b>ADOPTED FY 23-24</b>	<b>ADOPTED FY 24-25</b>
62340	Contract Services-PWA-CIP Construction Permits	0	227,371	0	0
	<b>SUBTOTAL CONTRACTUALS</b>	<b>0</b>	<b>227,371</b>	<b>0</b>	<b>0</b>
	<b>TOTAL</b>	<b>0</b>	<b>227,371</b>	<b>0</b>	<b>0</b>

<b>SANITARY SEWER CAPITAL DEPARTMENT RESOURCE SUMMARY PUBLIC WORKS</b>				
<b>ACTIVITIES</b>	<b>ACTUAL FY 21-22</b>	<b>ACTUAL FY 22-23</b>	<b>ADOPTED FY 23-24</b>	<b>ADOPTED FY 24-25</b>
<b>REVENUES</b>				
58000 Earning On Investments	145,569	124,195	50,000	50,000
58002 Net Increase (Decrease) In Fai	(1,277,644)	1,233,342	0	0
59000-056 Transfer From Fund 056	0	0	2,000,000	2,000,000
<b>TOTAL REVENUES</b>	<b>(1,132,075)</b>	<b>1,357,537</b>	<b>2,050,000</b>	<b>2,050,000</b>
<b>EXPENDITURES</b>				
05417647 CAPITAL RECOVERY CHARGES	5,512,498	6,781,747	2,027,980	2,000,000
<b>TOTAL EXPENDITURES</b>	<b>5,512,498</b>	<b>6,781,747</b>	<b>2,027,980</b>	<b>2,000,000</b>
<b>OPERATING EXPENSES</b>	<b>ACTUAL FY 21-22</b>	<b>ACTUAL FY 22-23</b>	<b>ADOPTED FY 23-24</b>	<b>ADOPTED FY 24-25</b>
62000 CONTRACTUALS	167,250	503,058	2,000,000	2,000,000
65000 FIXED CHARGES	0	0	27,980	0
66000 CAPITAL	5,345,248	6,278,689	0	0
<b>TOTAL</b>	<b>5,512,498</b>	<b>6,781,747</b>	<b>2,027,980</b>	<b>2,000,000</b>

<b>SANITARY SEWER CAPITAL</b>				
<b>PUBLIC WORKS</b>				<b>ACCOUNTING UNIT</b>
<b>CAPITAL RECOVERY CHARGES</b>				<b>05417002</b>
<b>Account Code</b>	<b>LINE ITEM RESOURCES</b>	<b>ACTUAL FY 21-22</b>	<b>ACTUAL FY 22-23</b>	<b>ADOPTED FY 23-24</b>
58000	Earning On Investments	145,569	124,195	50,000
58002	Net Increase (Decrease) In Fai	(1,277,644)	1,233,342	0
59000	Transfer From Fund 056	0	0	2,000,000
	<b>SUBTOTAL REVENUES</b>	<b>(1,132,075)</b>	<b>1,357,537</b>	<b>2,050,000</b>
	<b>TOTAL</b>	<b>(1,132,075)</b>	<b>1,357,537</b>	<b>2,050,000</b>

<b>SANITARY SEWER CAPITAL</b>					
<b>PUBLIC WORKS</b>					<b>ACCOUNTING UNIT</b>
<b>CAPITAL RECOVERY CHARGES</b>					<b>05417647</b>
Account Code	LINE ITEM RESOURCES	ACTUAL FY 21-22	ACTUAL FY 22-23	ADOPTED FY 23-24	ADOPTED FY 24-25
62300	Contract Services-Professional	167,250	503,058	2,000,000	2,000,000
	<b>SUBTOTAL CONTRACTUALS</b>	<b>167,250</b>	<b>503,058</b>	<b>2,000,000</b>	<b>2,000,000</b>
65240	Public Works Administrative Ch	0	0	27,980	0
	<b>SUBTOTAL FIXED CHARGES</b>	<b>0</b>	<b>0</b>	<b>27,980</b>	<b>0</b>
66220	Improvements Other Than Building	5,345,248	6,278,689	0	0
	<b>SUBTOTAL CAPITAL</b>	<b>5,345,248</b>	<b>6,278,689</b>	<b>0</b>	<b>0</b>
	<b>TOTAL</b>	<b>5,512,498</b>	<b>6,781,747</b>	<b>2,027,980</b>	<b>2,000,000</b>

<b>SEWER CONNECTION FEE DEPARTMENT RESOURCE SUMMARY PUBLIC WORKS</b>				
<b>ACTIVITIES</b>	<b>ACTUAL FY 21-22</b>	<b>ACTUAL FY 22-23</b>	<b>ADOPTED FY 23-24</b>	<b>ADOPTED FY 24-25</b>
<b>REVENUES</b>				
53701 Sewer Connection Fee	(815,743)	1,225,447	1,020,000	1,530,000
58000 Earning On Investments	71,692	57,145	70,000	50,000
TOTAL REVENUES	(744,050)	1,282,593	1,090,000	1,580,000
<b>EXPENDITURES</b>				
05517660 SEWER CONNECTION PROJECTS	2,557,535	4,765,869	0	0
TOTAL EXPENDITURES	2,557,535	4,765,869	0	0
<b>OPERATING EXPENSES</b>	<b>ACTUAL FY 21-22</b>	<b>ACTUAL FY 22-23</b>	<b>ADOPTED FY 23-24</b>	<b>ADOPTED FY 24-25</b>
66000 CAPITAL	2,557,535	4,765,869	0	0
<b>TOTAL</b>	<b>2,557,535</b>	<b>4,765,869</b>	<b>0</b>	<b>0</b>

<b>SEWER CONNECTION FEE</b>				
<b>PUBLIC WORKS</b>				<b>ACCOUNTING UNIT</b>
<b>SEWER CONNECTION PROJECTS</b>				<b>05517002</b>
<b>Account Code</b>	<b>LINE ITEM RESOURCES</b>	<b>ACTUAL FY 21-22</b>	<b>ACTUAL FY 22-23</b>	<b>ADOPTED FY 23-24</b>
53701	Sewer Connection Fee	(815,743)	1,225,447	1,020,000
58000	Earning On Investments	71,692	57,145	70,000
	<b>SUBTOTAL REVENUES</b>	<b>(744,050)</b>	<b>1,282,593</b>	<b>1,090,000</b>
	<b>TOTAL</b>	<b>(744,050)</b>	<b>1,282,593</b>	<b>1,580,000</b>



<b>SEWER CONNECTION FEE</b>					
<b>PUBLIC WORKS</b>					<b>ACCOUNTING UNIT</b>
<b>SEWER CONNECTION PROJECTS</b>					<b>05517660</b>
<b>Account Code</b>	<b>LINE ITEM RESOURCES</b>	<b>ACTUAL FY 21-22</b>	<b>ACTUAL FY 22-23</b>	<b>ADOPTED FY 23-24</b>	<b>ADOPTED FY 24-25</b>
66220	Improvements Other Than Building	2,557,535	4,765,869	0	0
	<b>SUBTOTAL CAPITAL</b>	<b>2,557,535</b>	<b>4,765,869</b>	<b>0</b>	<b>0</b>
	<b>TOTAL</b>	<b>2,557,535</b>	<b>4,765,869</b>	<b>0</b>	<b>0</b>

<b>SANITARY SEWER SERVICE DEPARTMENT RESOURCE SUMMARY PUBLIC WORKS</b>				
<b>ACTIVITIES</b>	<b>ACTUAL FY 21-22</b>	<b>ACTUAL FY 22-23</b>	<b>ADOPTED FY 23-24</b>	<b>ADOPTED FY 24-25</b>
<b>REVENUES</b>				
53720 Penalties & Service Charge	0	225,488	50,000	350,000
53721 NPDES Sewer	380,181	416,726	296,200	296,200
53734 FOG Program	487,489	529,658	531,230	881,700
53902 Misc Service Charge	7,219,463	7,857,437	8,219,010	8,218,100
57000 Expense Reimbursement	0	6,765	0	0
57010 Miscellaneous Recoveries	3,849	0	0	0
57993 Write Off Collections	(56,952)	5,200	0	0
58000 Earning On Investments	57,331	88,116	50,000	60,000
<b>TOTAL REVENUES</b>	<b>8,091,361</b>	<b>9,129,390</b>	<b>9,146,440</b>	<b>9,806,000</b>
<b>EXPENDITURES</b>				
05617019 SEWER INTERFUND TRANSFER	380,181	416,726	2,296,200	2,296,200
05617640 SANITARY SEWER SERVICE	7,474,668	7,066,489	8,621,510	9,438,160
<b>TOTAL EXPENDITURES</b>	<b>7,854,849</b>	<b>7,483,215</b>	<b>10,917,710</b>	<b>11,734,360</b>
<b>OPERATING EXPENSES</b>	<b>ACTUAL FY 21-22</b>	<b>ACTUAL FY 22-23</b>	<b>ADOPTED FY 23-24</b>	<b>ADOPTED FY 24-25</b>
61000 SALARIES & BENEFITS	2,806,057	2,742,493	3,285,770	3,597,810
62000 CONTRACTUALS	1,480,107	1,670,543	2,143,730	2,143,730
63000 COMMODITIES	365,188	455,140	723,450	723,450
65000 FIXED CHARGES	2,141,214	2,033,533	2,052,580	2,448,070
66000 CAPITAL	619,668	46,175	325,000	425,300
67000 DEBT SERVICE	62,434	118,606	90,980	99,800
68000 TRANSFERS	380,181	416,726	2,296,200	2,296,200
<b>TOTAL</b>	<b>7,854,849</b>	<b>7,483,215</b>	<b>10,917,710</b>	<b>11,734,360</b>

<b>SANITARY SEWER SERVICE</b>					
<b>PUBLIC WORKS</b>				<b>ACCOUNTING UNIT</b>	
<b>SANITARY SEWER SERVICE</b>				<b>05617002</b>	
<b>Account Code</b>	<b>LINE ITEM RESOURCES</b>	<b>ACTUAL FY 21-22</b>	<b>ACTUAL FY 22-23</b>	<b>ADOPTED FY 23-24</b>	<b>ADOPTED FY 24-25</b>
53720	Penalties & Service Charge	0	225,488	50,000	350,000
53721	NPDES Sewer	380,181	416,726	296,200	296,200
53734	FOG Program	487,489	529,658	531,230	881,700
53902	Misc Service Charge	7,219,463	7,857,437	8,219,010	8,218,100
57000	Expense Reimbursement	0	6,765	0	0
57010	Miscellaneous Recoveries	3,849	0	0	0
57993	Write Off Collections	(56,952)	5,200	0	0
58000	Earning On Investments	57,331	88,116	50,000	60,000
<b>SUBTOTAL REVENUES</b>		<b>8,091,361</b>	<b>9,129,390</b>	<b>9,146,440</b>	<b>9,806,000</b>
<b>TOTAL</b>		<b>8,091,361</b>	<b>9,129,390</b>	<b>9,146,440</b>	<b>9,806,000</b>

<b>SANITARY SEWER SERVICE</b>				
<b>PUBLIC WORKS</b>				<b>ACCOUNTING UNIT</b>
<b>SEWER INTERFUND TRANSFER</b>				<b>05617019</b>
<b>Account Code</b>	<b>LINE ITEM RESOURCES</b>	<b>ACTUAL FY 21-22</b>	<b>ACTUAL FY 22-23</b>	<b>ADOPTED FY 23-24</b>
68000	Transfer to Fund 054	0	0	2,000,000
68000	Transfer to Fund 057	380,181	416,726	296,200
	<b>SUBTOTAL TRANSFERS</b>	<b>380,181</b>	<b>416,726</b>	<b>2,296,200</b>
	<b>TOTAL</b>	<b>380,181</b>	<b>416,726</b>	<b>2,296,200</b>

<b>SANITARY SEWER SERVICE</b>					
<b>PUBLIC WORKS</b>					<b>ACCOUNTING UNIT</b>
<b>SANITARY SEWER SERVICE</b>					<b>05617640</b>
<b>Account Code</b>	<b>LINE ITEM RESOURCES</b>	<b>ACTUAL FY 21-22</b>	<b>ACTUAL FY 22-23</b>	<b>ADOPTED FY 23-24</b>	<b>ADOPTED FY 24-25</b>
61000	Salaries Regular	1,658,235	1,680,007	2,034,690	2,304,190
61010	Salaries Cash Out/Separation	0	4,069	0	0
61020	Salaries Part-Time	19,483	43,670	57,450	40,860
61040	Salaries Overtime	158,882	237,313	195,600	195,600
61100	Retirement-Employer Normal Cost	126,458	106,502	180,310	199,100
61102	Retirement- Employer Unfunded- Miscellaneous	453,654	246,915	226,970	245,930
61110	Part-Time Retirement	731	1,540	2,150	0
61120	Medicare Insurance	27,274	27,992	30,240	33,350
61130	Health Insurance	267,258	295,952	461,100	473,850
61170	Retiree Health Benefits	513	402	790	22,250
61180	Worker Compensation Insurance	93,570	98,129	96,470	82,680
	<b>SUBTOTAL SALARIES &amp; BENEFITS</b>	<b>2,806,057</b>	<b>2,742,493</b>	<b>3,285,770</b>	<b>3,597,810</b>
62010	Communications	15,490	8,937	35,430	35,430
62120	Training, Transportation, Meetings	8,993	22,746	21,000	21,000
62140	Membership, Subscription & Dues	10,877	11,774	58,500	58,500
62300	Contract Services-Professional	1,444,747	1,627,086	2,018,800	2,018,800
62322	Maintenance & Repair Machinery	0	0	10,000	10,000
	<b>SUBTOTAL CONTRACTUALS</b>	<b>1,480,107</b>	<b>1,670,543</b>	<b>2,143,730</b>	<b>2,143,730</b>
63001	Miscellaneous Operating Expenses	328,632	408,068	677,150	677,150
63300	Gas & Diesel	36,556	47,073	46,300	46,300
	<b>SUBTOTAL COMMODITIES</b>	<b>365,188</b>	<b>455,140</b>	<b>723,450</b>	<b>723,450</b>
65010	Rental City Equipment	195,651	197,616	253,780	273,840
65011	Equipment Replacement Charges	312,876	85,221	176,450	188,980
65012	Accident Repair & Replacement	3,324	4,077	3,670	8,050
65040	IT Maintenance Charge	114,000	130,510	143,350	142,790
65055	Communications- Landlines	0	0	0	19,880
65100	Insurance Charges	247,450	294,387	277,780	270,650
65105	Benefits Overhead	6,280	17,990	17,400	17,140
65210	Delivery Charges	990	0	0	0
65240	Public Works Administrative Ch	706,000	706,000	451,800	560,280
65400	Indirect Costs	554,643	597,731	728,350	966,460
	<b>SUBTOTAL FIXED CHARGES</b>	<b>2,141,214</b>	<b>2,033,533</b>	<b>2,052,580</b>	<b>2,448,070</b>
66400	Machinery & Equipment	619,668	46,175	325,000	325,000
66511	Computer Software Subscriptions	0	0	0	100,300
	<b>SUBTOTAL CAPITAL</b>	<b>619,668</b>	<b>46,175</b>	<b>325,000</b>	<b>425,300</b>
67301	POB Principal-Misc	0	41,991	14,400	23,320
67311	POB Interest - Misc	62,434	76,615	76,580	76,480
	<b>SUBTOTAL DEBT SERVICE</b>	<b>62,434</b>	<b>118,606</b>	<b>90,980</b>	<b>99,800</b>
	<b>TOTAL</b>	<b>7,474,668</b>	<b>7,066,489</b>	<b>8,621,510</b>	<b>9,438,160</b>

<b>FED CLEAN WATER PROTECTION ENT DEPARTMENT RESOURCE SUMMARY</b>				
<b>PUBLIC WORKS</b>				
<b>ACTIVITIES</b>	<b>ACTUAL FY 21-22</b>	<b>ACTUAL FY 22-23</b>	<b>ADOPTED FY 23-24</b>	<b>ADOPTED FY 24-25</b>
<b>REVENUES</b>				
53604 NPDES Public Improvement Plan Check	374,174	427,366	325,000	400,000
53621 NPDES Building Permit	35,949	51,816	40,000	50,000
53622 NPDES Plumbing Permit	59,281	76,821	60,000	75,000
53623 NPDES Grading Permit	25,073	18,612	30,000	30,000
53708 NPDES Sewer Lateral	6,839	16,698	5,000	10,000
53711 NPDES Street Work Permit	433,878	355,470	315,000	315,000
53724 NPDES Refuse Non-Residential	87,737	0	0	0
57010 Miscellaneous Recoveries	1,500	2,500	0	0
57015 OCWD Contribution	0	1,000,000	1,000,000	0
57996 Settlements	0	3,556,532	0	0
58000 Earning On Investments	37,717	63,629	25,000	35,000
59000-056 Transfer From Fund 056	380,181	416,726	296,200	296,200
59000-060 Transfer From Fund 060	1,259,552	1,149,524	1,280,800	1,280,800
59000-069 Transfer From Fund 069	1,152,477	1,099,739	1,072,620	1,123,360
<b>TOTAL REVENUES</b>	<b>3,854,360</b>	<b>8,235,434</b>	<b>4,449,620</b>	<b>3,615,360</b>
<b>EXPENDITURES</b>				
05717019 FED CLEAN WATER INTERFUND TRAN	200,000	200,000	200,000	200,000
05717640 FED CLEAN WATER PROTECTION ENT	3,591,087	3,440,968	3,464,990	3,380,490
05717660 DELHI DIVERSION PROJECT	0	1,000,000	1,000,000	0
<b>TOTAL EXPENDITURES</b>	<b>3,791,087</b>	<b>4,640,968</b>	<b>4,664,990</b>	<b>3,580,490</b>
<b>OPERATING EXPENSES</b>	<b>ACTUAL FY 21-22</b>	<b>ACTUAL FY 22-23</b>	<b>ADOPTED FY 23-24</b>	<b>ADOPTED FY 24-25</b>
61000 SALARIES & BENEFITS	517,843	460,613	564,250	686,370
62000 CONTRACTUALS	2,055,832	2,297,247	3,173,000	2,270,000
63000 COMMODITIES	17,045	15,620	19,000	20,000
65000 FIXED CHARGES	352,279	351,048	432,190	373,100
66000 CAPITAL	629,182	1,280,524	249,000	800
67000 DEBT SERVICE	18,906	35,916	27,550	30,220
68000 TRANSFERS	200,000	200,000	200,000	200,000
<b>TOTAL</b>	<b>3,791,087</b>	<b>4,640,968</b>	<b>4,664,990</b>	<b>3,580,490</b>

<b>FED CLEAN WATER PROTECTION ENT</b>					
<b>PUBLIC WORKS</b>					<b>ACCOUNTING UNIT</b>
<b>FED CLEAN WATER PROTECTION ENT</b>					<b>05717002</b>
<b>Account Code</b>	<b>LINE ITEM RESOURCES</b>	<b>ACTUAL FY 21-22</b>	<b>ACTUAL FY 22-23</b>	<b>ADOPTED FY 23-24</b>	<b>ADOPTED FY 24-25</b>
53604	NPDES Public Improvement Plan Check	374,174	427,366	325,000	400,000
53621	NPDES Building Permit	35,949	51,816	40,000	50,000
53622	NPDES Plumbing Permit	59,281	76,821	60,000	75,000
53623	NPDES Grading Permit	25,073	18,612	30,000	30,000
53708	NPDES Sewer Lateral	6,839	16,698	5,000	10,000
53711	NPDES Street Work Permit	433,878	355,470	315,000	315,000
53724	NPDES Refuse Non-Residential	87,737	0	0	0
57010	Miscellaneous Recoveries	1,500	2,500	0	0
57015	OCWD Contribution	0	1,000,000	1,000,000	0
57996	Settlements	0	3,556,532	0	0
58000	Earning On Investments	37,717	63,629	25,000	35,000
59000	Transfer From Fund 056	380,181	416,726	296,200	296,200
59000	Transfer From Fund 060	1,259,552	1,149,524	1,280,800	1,280,800
59000	Transfer From Fund 069	1,152,477	1,099,739	1,072,620	1,123,360
	<b>SUBTOTAL REVENUES</b>	<b>3,854,360</b>	<b>8,235,434</b>	<b>4,449,620</b>	<b>3,615,360</b>
	<b>TOTAL</b>	<b>3,854,360</b>	<b>8,235,434</b>	<b>4,449,620</b>	<b>3,615,360</b>

<b>FED CLEAN WATER PROTECTION ENT</b>				
<b>PUBLIC WORKS</b>				<b>ACCOUNTING UNIT</b>
<b>FED CLEAN WATER INTERFUND TRAN</b>				<b>05717019</b>
<b>Account Code</b>	<b>LINE ITEM RESOURCES</b>	<b>ACTUAL FY 21-22</b>	<b>ACTUAL FY 22-23</b>	<b>ADOPTED FY 23-24</b>
68000	Transfer to Fund 068	200,000	200,000	200,000
	<b>SUBTOTAL TRANSFERS</b>	<b>200,000</b>	<b>200,000</b>	<b>200,000</b>
	<b>TOTAL</b>	<b>200,000</b>	<b>200,000</b>	<b>200,000</b>



<b>FED CLEAN WATER PROTECTION ENT</b>					
<b>PUBLIC WORKS</b>					<b>ACCOUNTING UNIT</b>
<b>FED CLEAN WATER PROTECTION ENT</b>					<b>05717640</b>
<b>Account Code</b>	<b>LINE ITEM RESOURCES</b>	<b>ACTUAL FY 21-22</b>	<b>ACTUAL FY 22-23</b>	<b>ADOPTED FY 23-24</b>	<b>ADOPTED FY 24-25</b>
61000	Salaries Regular	277,968	294,083	329,890	439,990
61010	Salaries Cash Out/Separation	1,413	0	0	0
61020	Salaries Part-Time	1,605	0	36,170	0
61040	Salaries Overtime	5,377	9,165	30,000	20,000
61100	Retirement-Employer Normal Cost	29,535	29,631	40,690	52,990
61102	Retirement- Employer Unfunded- Miscellaneous	135,130	68,696	48,480	76,010
61110	Part-Time Retirement	60	0	1,360	0
61120	Medicare Insurance	4,162	4,210	5,300	6,380
61130	Health Insurance	42,043	38,045	56,200	72,490
61170	Retiree Health Benefits	40	40	80	4,400
61180	Worker Compensation Insurance	20,510	16,742	16,080	14,110
	<b>SUBTOTAL SALARIES &amp; BENEFITS</b>	<b>517,843</b>	<b>460,613</b>	<b>564,250</b>	<b>686,370</b>
62010	Communications	8,462	7,118	5,000	4,000
62120	Training, Transportation, Meetings	1,145	3,038	10,000	10,000
62140	Membership, Subscription & Dues	1,300	1,787	2,000	2,000
62300	Contract Services-Professional	2,044,926	2,285,304	2,156,000	2,254,000
	<b>SUBTOTAL CONTRACTUALS</b>	<b>2,055,832</b>	<b>2,297,247</b>	<b>2,173,000</b>	<b>2,270,000</b>
63001	Miscellaneous Operating Expenses	6,740	4,728	10,000	15,000
63300	Gas & Diesel	10,304	10,893	9,000	5,000
	<b>SUBTOTAL COMMODITIES</b>	<b>17,045</b>	<b>15,620</b>	<b>19,000</b>	<b>20,000</b>
65010	Rental City Equipment	15,288	16,824	10,870	11,730
65011	Equipment Replacement Charges	3,480	870	1,900	1,900
65012	Accident Repair & Replacement	756	756	0	0
65040	IT Maintenance Charge	17,850	12,770	17,290	18,050
65055	Communications- Landlines	0	0	0	2,510
65100	Insurance Charges	54,240	50,226	46,290	46,180
65105	Benefits Overhead	980	3,069	2,900	2,920
65210	Delivery Charges	430	0	0	0
65240	Public Works Administrative Ch	173,200	173,200	225,170	114,830
65400	Indirect Costs	86,055	93,333	127,770	174,980
	<b>SUBTOTAL FIXED CHARGES</b>	<b>352,279</b>	<b>351,048</b>	<b>432,190</b>	<b>373,100</b>
66220	Improvements Other Than Building	629,182	280,524	199,000	0
66400	Machinery & Equipment	0	0	50,000	0
66511	Computer Software Subscriptions	0	0	0	800
	<b>SUBTOTAL CAPITAL</b>	<b>629,182</b>	<b>280,524</b>	<b>249,000</b>	<b>800</b>
67301	POB Principal-Misc	0	12,716	4,360	7,060
67311	POB Interest - Misc	18,906	23,200	23,190	23,160
	<b>SUBTOTAL DEBT SERVICE</b>	<b>18,906</b>	<b>35,916</b>	<b>27,550</b>	<b>30,220</b>
	<b>TOTAL</b>	<b>3,591,087</b>	<b>3,440,968</b>	<b>3,464,990</b>	<b>3,380,490</b>

<b>FED CLEAN WATER PROTECTION ENT</b>				
<b>PUBLIC WORKS</b>				<b>ACCOUNTING UNIT</b>
<b>DELHI DIVERSION PROJECT</b>				<b>05717660</b>
<b>Account Code</b>	<b>LINE ITEM RESOURCES</b>	<b>ACTUAL FY 21-22</b>	<b>ACTUAL FY 22-23</b>	<b>ADOPTED FY 23-24</b>
62321	Maintenance & Repair Improve	0	0	1,000,000
	<b>SUBTOTAL CONTRACTUALS</b>	<b>0</b>	<b>0</b>	<b>1,000,000</b>
66220	Improvements Other Than Building	0	1,000,000	0
	<b>SUBTOTAL CAPITAL</b>	<b>0</b>	<b>1,000,000</b>	<b>0</b>
	<b>TOTAL</b>	<b>0</b>	<b>1,000,000</b>	<b>1,000,000</b>

<b>RESIDENTIAL STREET IMPROVEMENT DEPARTMENT RESOURCE SUMMARY</b>				
<b>PUBLIC WORKS</b>				
<b>ACTIVITIES</b>	<b>ACTUAL FY 21-22</b>	<b>ACTUAL FY 22-23</b>	<b>ADOPTED FY 23-24</b>	<b>ADOPTED FY 24-25</b>
<b>REVENUES</b>				
51701 Transport/Oversize Permits	19,101	13,925	10,000	13,000
53704 Trench Cut Fee/Arterial	149,950	114,707	100,000	64,000
53705 Trench Cut Fee	102,309	102,488	75,000	35,000
53706 Street Construction Fee	571,059	529,132	300,000	525,000
53730 HOST Fee	15,634	2,267	15,000	15,000
58000 Earning On Investments	37,477	57,714	0	0
<b>TOTAL REVENUES</b>	<b>895,530</b>	<b>820,234</b>	<b>500,000</b>	<b>652,000</b>
<b>EXPENDITURES</b>				
05817660 RESIDENTIAL STREET IMPROVEMENT	61,425	0	148,870	481,200
<b>TOTAL EXPENDITURES</b>	<b>61,425</b>	<b>0</b>	<b>148,870</b>	<b>481,200</b>
<b>OPERATING EXPENSES</b>	<b>ACTUAL FY 21-22</b>	<b>ACTUAL FY 22-23</b>	<b>ADOPTED FY 23-24</b>	<b>ADOPTED FY 24-25</b>
61000 SALARIES & BENEFITS	0	0	142,630	357,500
62000 CONTRACTUALS	61,425	0	2,040	0
65000 FIXED CHARGES	0	0	4,200	123,700
<b>TOTAL</b>	<b>61,425</b>	<b>0</b>	<b>148,870</b>	<b>481,200</b>

<b>RESIDENTIAL STREET IMPROVEMENT</b>					
<b>PUBLIC WORKS</b>				<b>ACCOUNTING UNIT</b>	
<b>RESIDENTIAL STREET IMPROVEMENT</b>				<b>05817002</b>	
<b>Account Code</b>	<b>LINE ITEM RESOURCES</b>	<b>ACTUAL FY 21-22</b>	<b>ACTUAL FY 22-23</b>	<b>ADOPTED FY 23-24</b>	<b>ADOPTED FY 24-25</b>
51701	Transport/Oversize Permits	19,101	13,925	10,000	13,000
53704	Trench Cut Fee/Arterial	149,950	114,707	100,000	64,000
53705	Trench Cut Fee	102,309	102,488	75,000	35,000
53706	Street Construction Fee	571,059	529,132	300,000	525,000
53730	HOST Fee	15,634	2,267	15,000	15,000
58000	Earning On Investments	37,477	57,714	0	0
	<b>SUBTOTAL REVENUES</b>	<b>895,530</b>	<b>820,234</b>	<b>500,000</b>	<b>652,000</b>
	<b>TOTAL</b>	<b>895,530</b>	<b>820,234</b>	<b>500,000</b>	<b>652,000</b>

RESIDENTIAL STREET IMPROVEMENT					
PUBLIC WORKS					ACCOUNTING UNIT
RESIDENTIAL STREET IMPROVEMENT					05817660
Account Code	LINE ITEM RESOURCES	ACTUAL FY 21-22	ACTUAL FY 22-23	ADOPTED FY 23-24	ADOPTED FY 24-25
61000	Salaries Regular	0	0	103,900	289,640
61100	Retirement-Employer Normal Cost	0	0	13,040	19,900
61120	Medicare Insurance	0	0	1,510	4,180
61130	Health Insurance	0	0	24,180	41,040
61170	Retiree Health Benefits	0	0	0	2,740
	<b>SUBTOTAL SALARIES &amp; BENEFITS</b>	<b>0</b>	<b>0</b>	<b>142,630</b>	<b>357,500</b>
62300	Contract Services-Professional	61,425	0	2,040	0
	<b>SUBTOTAL CONTRACTUALS</b>	<b>61,425</b>	<b>0</b>	<b>2,040</b>	<b>0</b>
65040	IT Maintenance Charge	0	0	0	11,870
65055	Communications- Landlines	0	0	0	1,650
65240	Public Works Administrative Ch	0	0	4,200	0
65400	Indirect Costs	0	0	0	110,180
	<b>SUBTOTAL FIXED CHARGES</b>	<b>0</b>	<b>0</b>	<b>4,200</b>	<b>123,700</b>
	<b>TOTAL</b>	<b>61,425</b>	<b>0</b>	<b>148,870</b>	<b>481,200</b>

<b>SELECT STREET CONSTRUCTION DEPARTMENT RESOURCE SUMMARY PUBLIC WORKS</b>				
<b>ACTIVITIES</b>	<b>ACTUAL FY 21-22</b>	<b>ACTUAL FY 22-23</b>	<b>ADOPTED FY 23-24</b>	<b>ADOPTED FY 24-25</b>
<b>REVENUES</b>				
52001 Federal Grant-Indirect	3,430,320	118,771	0	0
57071 Sale of Land	292,155	1,172,278	0	0
57080 Developer Contributions In Lieu	18,573	0	0	0
57960 Rental Of Property	151,242	124,046	0	0
57990 Miscellaneous Income	(27,281)	0	0	0
58000 Earning On Investments	97,721	188,021	0	0
58002 Net Increase (Decrease) In Fai	(1,135,848)	(700,528)	0	0
59000-029 Transfer From Fund 029-Gax Tax	4,848,715	5,453,414	7,673,410	8,039,480
59000-069 Transfer From Fund 069	0	2,266,666	2,406,070	2,521,080
<b>TOTAL REVENUES</b>	<b>7,675,595</b>	<b>8,622,668</b>	<b>10,079,480</b>	<b>10,560,560</b>
<b>EXPENDITURES</b>				
05917660 SELECT STREET CONSTRUCTION	1,562,623	2,322,878	2,028,390	3,359,130
05917661 OCTA BRISTOL ST CORRIDOR IMPS	28,069	61,336	0	0
05917663 HUTA 2103 GAS TAX	2,115,871	3,357,218	0	0
05917664 Vehicle Impact Fee Program	0	2,983,908	2,407,200	2,521,080
05917665 HUTA GAS TAX - RMRA	2,732,843	2,096,197	7,631,610	8,039,480
05917668 WARNER AVE-TUSTIN CFD	668,326	1,566,889	0	0
<b>TOTAL EXPENDITURES</b>	<b>7,107,734</b>	<b>12,388,426</b>	<b>12,067,200</b>	<b>13,919,690</b>
<b>OPERATING EXPENSES</b>				
66000 CAPITAL	7,107,734	12,388,426	12,067,200	13,919,690
<b>TOTAL</b>	<b>7,107,734</b>	<b>12,388,426</b>	<b>12,067,200</b>	<b>13,919,690</b>

<b>SELECT STREET CONSTRUCTION</b>				
<b>PUBLIC WORKS</b>				<b>ACCOUNTING UNIT</b>
<b>WARNER AVE-TUSTIN CFD</b>				<b>05917668</b>
<b>Account Code</b>	<b>LINE ITEM RESOURCES</b>	<b>ACTUAL FY 21-22</b>	<b>ACTUAL FY 22-23</b>	<b>ADOPTED FY 23-24</b>
66100	Land	545,809	1,486,047	0
66220	Improvements Other Than Building	122,517	80,843	0
	<b>SUBTOTAL CAPITAL</b>	<b>668,326</b>	<b>1,566,889</b>	<b>0</b>
	<b>TOTAL</b>	<b>668,326</b>	<b>1,566,889</b>	<b>0</b>

<b>SELECT STREET CONSTRUCTION</b>					
<b>PUBLIC WORKS</b>					<b>ACCOUNTING UNIT</b>
<b>SELECT STREET CONSTRUCTION</b>					<b>05917002</b>
<b>Account Code</b>	<b>LINE ITEM RESOURCES</b>	<b>ACTUAL FY 21-22</b>	<b>ACTUAL FY 22-23</b>	<b>ADOPTED FY 23-24</b>	<b>ADOPTED FY 24-25</b>
52001	Federal Grant-Indirect	3,430,320	118,771	0	0
57071	Sale of Land	292,155	1,172,278	0	0
57080	Developer Contributions In Lieu	18,573	0	0	0
57960	Rental Of Property	151,242	124,046	0	0
57990	Miscellaneous Income	(27,281)	0	0	0
58000	Earning On Investments	97,721	188,021	0	0
58002	Net Increase (Decrease) In Fai	(1,135,848)	(700,528)	0	0
59000	Transfer From Fund 029-Gax Tax	4,848,715	5,453,414	7,673,410	8,039,480
59000	Transfer From Fund 069	0	2,266,666	2,406,070	2,521,080
	<b>SUBTOTAL REVENUES</b>	<b>7,675,595</b>	<b>8,622,668</b>	<b>10,079,480</b>	<b>10,560,560</b>
	<b>TOTAL</b>	<b>7,675,595</b>	<b>8,622,668</b>	<b>10,079,480</b>	<b>10,560,560</b>



<b>SELECT STREET CONSTRUCTION</b>					
<b>PUBLIC WORKS</b>					<b>ACCOUNTING UNIT</b>
<b>SELECT STREET CONSTRUCTION</b>					<b>05917660</b>
<b>Account Code</b>	<b>LINE ITEM RESOURCES</b>	<b>ACTUAL FY 21-22</b>	<b>ACTUAL FY 22-23</b>	<b>ADOPTED FY 23-24</b>	<b>ADOPTED FY 24-25</b>
66220	Improvements Other Than Building	1,562,623	2,322,878	2,028,390	3,359,130
	<b>SUBTOTAL CAPITAL</b>	<b>1,562,623</b>	<b>2,322,878</b>	<b>2,028,390</b>	<b>3,359,130</b>
	<b>TOTAL</b>	<b>1,562,623</b>	<b>2,322,878</b>	<b>2,028,390</b>	<b>3,359,130</b>

<b>SELECT STREET CONSTRUCTION</b>				
<b>PUBLIC WORKS</b>				<b>ACCOUNTING UNIT</b>
<b>OCTA BRISTOL ST CORRIDOR IMPS</b>				<b>05917661</b>
<b>Account Code</b>	<b>LINE ITEM RESOURCES</b>	<b>ACTUAL FY 21-22</b>	<b>ACTUAL FY 22-23</b>	<b>ADOPTED FY 23-24</b>
66100	Land	857	0	0
66220	Improvements Other Than Building	27,212	61,336	0
	<b>SUBTOTAL CAPITAL</b>	<b>28,069</b>	<b>61,336</b>	<b>0</b>
	<b>TOTAL</b>	<b>28,069</b>	<b>61,336</b>	<b>0</b>

<b>SELECT STREET CONSTRUCTION</b>				
<b>PUBLIC WORKS</b>				<b>ACCOUNTING UNIT</b>
<b>HUTA 2103 GAS TAX</b>				<b>05917663</b>
<b>Account Code</b>	<b>LINE ITEM RESOURCES</b>	<b>ACTUAL FY 21-22</b>	<b>ACTUAL FY 22-23</b>	<b>ADOPTED FY 23-24</b>
66100	Land	311,486	263,219	0
66220	Improvements Other Than Building	1,804,385	3,093,999	0
	<b>SUBTOTAL CAPITAL</b>	<b>2,115,871</b>	<b>3,357,218</b>	<b>0</b>
	<b>TOTAL</b>	<b>2,115,871</b>	<b>3,357,218</b>	<b>0</b>

<b>SELECT STREET CONSTRUCTION</b>					
<b>PUBLIC WORKS</b>					<b>ACCOUNTING UNIT</b>
<b>Vehicle Impact Fee Program</b>					<b>05917664</b>
<b>Account Code</b>	<b>LINE ITEM RESOURCES</b>	<b>ACTUAL FY 21-22</b>	<b>ACTUAL FY 22-23</b>	<b>ADOPTED FY 23-24</b>	<b>ADOPTED FY 24-25</b>
66220	Improvements Other Than Building	0	2,983,908	2,407,200	2,521,080
	<b>SUBTOTAL CAPITAL</b>	<b>0</b>	<b>2,983,908</b>	<b>2,407,200</b>	<b>2,521,080</b>
	<b>TOTAL</b>	<b>0</b>	<b>2,983,908</b>	<b>2,407,200</b>	<b>2,521,080</b>

<b>SELECT STREET CONSTRUCTION</b>					
<b>PUBLIC WORKS</b>					<b>ACCOUNTING UNIT</b>
<b>HUTA GAS TAX - RMRA</b>					<b>05917665</b>
<b>Account Code</b>	<b>LINE ITEM RESOURCES</b>	<b>ACTUAL FY 21-22</b>	<b>ACTUAL FY 22-23</b>	<b>ADOPTED FY 23-24</b>	<b>ADOPTED FY 24-25</b>
66220	Improvements Other Than Building	2,732,843	2,096,197	7,631,610	8,039,480
	<b>SUBTOTAL CAPITAL</b>	<b>2,732,843</b>	<b>2,096,197</b>	<b>7,631,610</b>	<b>8,039,480</b>
	<b>TOTAL</b>	<b>2,732,843</b>	<b>2,096,197</b>	<b>7,631,610</b>	<b>8,039,480</b>

**WATER REVENUE  
DEPARTMENT RESOURCE SUMMARY  
PUBLIC WORKS**

ACTIVITIES	ACTUAL FY 21-22	ACTUAL FY 22-23	ADOPTED FY 23-24	ADOPTED FY 24-25
<b>REVENUES</b>				
52001 Federal Grant-Indirect	0	10,500	0	0
53709 Connection Charge	87,396	788,347	621,540	681,540
53712 Water Sales - Regular	39,781,857	37,304,793	42,414,570	42,204,050
53713 Fireline Service Charge	400,923	407,099	385,860	385,860
53714 Basic Service Charge	24,295,842	24,341,758	25,314,000	25,344,340
53715 Re-Connection Charge	12,232	14,821	44,400	99,400
53716 After Hours Service Charge	3,495	1,886	8,600	10,600
53717 Tag Fee	(12)	405	75,000	100,000
53720 Penalties & Service Charge	26	1,907,126	859,760	1,309,760
53722 NPDES Water	1,259,552	1,149,524	1,238,000	1,238,000
53725 Water Sales - Miscellaneous	781,332	71,762	173,120	173,120
53735 Water Sales-Recycled Water	0	0	377,400	377,400
53736 Basic Service Charge-Recycled Water	0	0	145,570	145,570
53902 Misc Service Charge	0	40,100	0	0
57000 Expense Reimbursement	0	21,500	0	0
57010 Miscellaneous Recoveries	112,236	1,105	0	50,000
57011 Miscellaneous Cost Refunds	(18,292)	69,062	0	0
57363 Cell Tower Lease Agreement	0	0	30,000	0
57960 Rental Of Property	287,462	237,826	200,000	250,000
57993 Write Off Collections	(348,462)	118,748	0	0
58000 Earning On Investments	394,829	324,614	150,000	0
58002 Net Increase (Decrease) In Fai	(3,306,398)	1,252,268	0	0
58005 Investment Income-Trustee	0	370	0	0
<b>TOTAL REVENUES</b>	<b>63,744,018</b>	<b>68,063,614</b>	<b>72,037,820</b>	<b>72,369,640</b>
<b>EXPENDITURES</b>				
06017019 WATER - INTERFUND TRANSFER	11,836,023	29,325,266	1,280,800	1,280,800
06017020 WATER DEBT SERVICE	1,341,257	1,348,842	1,323,240	1,363,900
06017640 WATER UTY WTR PROD & SUPPLY	32,789,601	35,461,832	40,327,370	39,148,220
06017641 WATER SYSTEM MAINT	6,121,002	6,079,239	7,707,570	7,677,140
06017642 WATER-MISC EXPENSES	4,560,657	4,568,234	4,500,000	4,537,900
06017644 WATER QUALITY	1,507,688	1,882,648	2,547,410	2,736,360
06017645 WATER ADMIN/ENGINEERING	9,024,826	9,951,790	9,719,120	10,447,580
06017646 WATER METER SERVICES	1,860,511	1,863,567	4,288,990	4,449,920
06017647 RECYCLED WATER	372,915	364,702	457,910	503,870
<b>TOTAL EXPENDITURES</b>	<b>69,414,481</b>	<b>90,846,119</b>	<b>72,152,410</b>	<b>72,145,690</b>
<b>OPERATING EXPENSES</b>				
61000 SALARIES & BENEFITS	8,575,276	8,869,034	10,857,990	12,331,530
62000 CONTRACTUALS	23,928,584	25,813,812	33,930,460	30,870,270
63000 COMMODITIES	11,810,485	12,750,475	12,966,200	12,902,010
65000 FIXED CHARGES	11,264,633	11,457,436	11,056,410	12,611,190
66000 CAPITAL	478,182	959,198	500,000	484,210
67000 DEBT SERVICE	1,500,571	1,650,171	1,560,550	1,665,680
68000 TRANSFERS	11,856,750	29,345,992	1,280,800	1,280,800
<b>TOTAL</b>	<b>69,414,481</b>	<b>90,846,119</b>	<b>72,152,410</b>	<b>72,145,690</b>

<b>WATER REVENUE</b>					
<b>PUBLIC WORKS</b>				<b>ACCOUNTING UNIT</b>	
<b>PUB WKS WATER REVENUE</b>				<b>06017002</b>	
<b>Account Code</b>	<b>LINE ITEM RESOURCES</b>	<b>ACTUAL FY 21-22</b>	<b>ACTUAL FY 22-23</b>	<b>ADOPTED FY 23-24</b>	<b>ADOPTED FY 24-25</b>
52001	Federal Grant-Indirect	0	10,500	0	0
53709	Connection Charge	87,396	788,347	621,540	681,540
53712	Water Sales - Regular	39,781,857	37,304,793	42,414,570	42,204,050
53713	Fireline Service Charge	400,923	407,099	385,860	385,860
53714	Basic Service Charge	24,295,842	24,341,758	25,314,000	25,344,340
53715	Re-Connection Charge	12,232	14,821	44,400	99,400
53716	After Hours Service Charge	3,495	1,886	8,600	10,600
53717	Tag Fee	(12)	405	75,000	100,000
53720	Penalties & Service Charge	26	1,907,126	859,760	1,309,760
53722	NPDES Water	1,259,552	1,149,524	1,238,000	1,238,000
53725	Water Sales - Miscellaneous	781,332	71,762	173,120	173,120
53735	Water Sales-Recycled Water	0	0	377,400	377,400
53736	Basic Service Charge-Recycled Water	0	0	145,570	145,570
53902	Misc Service Charge	0	40,100	0	0
57000	Expense Reimbursement	0	21,500	0	0
57010	Miscellaneous Recoveries	112,236	1,105	0	50,000
57011	Miscellaneous Cost Refunds	(18,292)	69,062	0	0
57363	Cell Tower Lease Agreement	0	0	30,000	0
57960	Rental Of Property	287,462	237,826	200,000	250,000
57993	Write Off Collections	(348,462)	118,748	0	0
58000	Earning On Investments	394,829	324,614	150,000	0
58002	Net Increase (Decrease) In Fai	(3,306,398)	1,252,268	0	0
58005	Investment Income-Trustee	0	370	0	0
<b>SUBTOTAL REVENUES</b>		<b>63,744,018</b>	<b>68,063,614</b>	<b>72,037,820</b>	<b>72,369,640</b>
<b>TOTAL</b>		<b>63,744,018</b>	<b>68,063,614</b>	<b>72,037,820</b>	<b>72,369,640</b>

<b>WATER REVENUE</b>					
<b>PUBLIC WORKS</b>				<b>ACCOUNTING UNIT</b>	
<b>WATER - INTERFUND TRANSFER</b>				<b>06017019</b>	
<b>Account Code</b>	<b>LINE ITEM RESOURCES</b>	<b>ACTUAL FY 21-22</b>	<b>ACTUAL FY 22-23</b>	<b>ADOPTED FY 23-24</b>	<b>ADOPTED FY 24-25</b>
68000	Transfer to Fund 057	1,259,552	1,149,524	1,280,800	1,280,800
68000	Transfer to Fund 066	10,576,471	28,175,741	0	0
	<b>SUBTOTAL TRANSFERS</b>	<b>11,836,023</b>	<b>29,325,266</b>	<b>1,280,800</b>	<b>1,280,800</b>
	<b>TOTAL</b>	<b>11,836,023</b>	<b>29,325,266</b>	<b>1,280,800</b>	<b>1,280,800</b>



<b>WATER REVENUE</b>					
<b>PUBLIC WORKS</b>					<b>ACCOUNTING UNIT</b>
<b>WATER DEBT SERVICE</b>					<b>06017020</b>
<b>Account Code</b>	<b>LINE ITEM RESOURCES</b>	<b>ACTUAL FY 21-22</b>	<b>ACTUAL FY 22-23</b>	<b>ADOPTED FY 23-24</b>	<b>ADOPTED FY 24-25</b>
62300	Contract Services-Professional	4,599	10,059	10,000	10,000
62401	Trustee Fee	0	0	2,500	2,500
	<b>SUBTOTAL CONTRACTUALS</b>	<b>4,599</b>	<b>10,059</b>	<b>12,500</b>	<b>12,500</b>
67300	Bond Principal	820,000	865,000	905,000	940,000
67310	Bond Interest	516,658	473,783	405,740	411,400
	<b>SUBTOTAL DEBT SERVICE</b>	<b>1,336,658</b>	<b>1,338,783</b>	<b>1,310,740</b>	<b>1,351,400</b>
	<b>TOTAL</b>	<b>1,341,257</b>	<b>1,348,842</b>	<b>1,323,240</b>	<b>1,363,900</b>

<b>WATER REVENUE</b>					
<b>PUBLIC WORKS</b>					<b>ACCOUNTING UNIT</b>
<b>WATER UTY WTR PROD &amp; SUPPLY</b>					<b>06017640</b>
<b>Account Code</b>	<b>LINE ITEM RESOURCES</b>	<b>ACTUAL FY 21-22</b>	<b>ACTUAL FY 22-23</b>	<b>ADOPTED FY 23-24</b>	<b>ADOPTED FY 24-25</b>
61000	Salaries Regular	1,088,640	1,324,076	1,606,080	2,012,780
61010	Salaries Cash Out/Separation	14,046	0	0	2,170
61020	Salaries Part-Time	101,784	109,915	126,760	125,570
61040	Salaries Overtime	361,659	435,708	370,000	385,000
61100	Retirement-Employer Normal Cost	65,840	74,768	146,480	192,080
61102	Retirement- Employer Unfunded- Miscellaneous	233,815	173,343	130,880	254,510
61110	Part-Time Retirement	2,846	2,900	4,750	4,710
61120	Medicare Insurance	21,534	25,667	25,080	30,930
61130	Health Insurance	199,126	239,926	355,140	465,130
61170	Retiree Health Benefits	929	1,136	1,420	19,610
61180	Worker Compensation Insurance	63,590	83,325	68,450	73,630
	<b>SUBTOTAL SALARIES &amp; BENEFITS</b>	<b>2,153,809</b>	<b>2,470,764</b>	<b>2,835,040</b>	<b>3,566,120</b>
62000	Utilities	2,857,459	3,002,952	3,240,000	3,240,000
62010	Communications	43,899	56,551	18,400	22,510
62120	Training, Transportation, Meetings	15,775	50,819	66,400	30,000
62140	Membership, Subscription & Dues	202,303	215,194	230,000	75,000
62300	Contract Services-Professional	16,366,918	17,617,001	22,206,400	20,332,000
62320	Maintenance & Repair Buildings	0	0	150,000	0
62321	Maintenance & Repair Improveme	37,224	0	20,000	20,000
62322	Maintenance & Repair Machinery	4,400	8,405	5,000	5,000
62500	Rent Payments	0	0	464,800	0
	<b>SUBTOTAL CONTRACTUALS</b>	<b>19,527,976</b>	<b>20,950,922</b>	<b>26,401,000</b>	<b>23,724,510</b>
63001	Miscellaneous Operating Expenses	10,007,148	10,540,310	9,824,350	9,719,350
63300	Gas & Diesel	40,484	53,922	30,360	30,360
63302	Alternative Fuel-Propane	0	0	0	70,000
	<b>SUBTOTAL COMMODITIES</b>	<b>10,047,632</b>	<b>10,594,232</b>	<b>9,854,710</b>	<b>9,819,710</b>
65010	Rental City Equipment	113,300	135,451	133,590	150,290
65011	Equipment Replacement Charges	105,908	25,017	64,070	81,760
65012	Accident Repair & Replacement	4,775	5,493	540	1,180
65020	City Yard Rental	0	0	0	292,540
65040	IT Maintenance Charge	69,960	85,610	91,300	119,070
65055	Communications- Landlines	0	0	0	16,580
65100	Insurance Charges	168,150	249,975	197,100	237,550
65105	Benefits Overhead	3,780	15,276	12,340	15,050
65210	Delivery Charges	790	0	0	0
65240	Public Works Administrative Ch	0	0	0	19,670
65400	Indirect Costs	468,650	574,506	678,380	959,880
	<b>SUBTOTAL FIXED CHARGES</b>	<b>935,313</b>	<b>1,091,328</b>	<b>1,177,320</b>	<b>1,893,570</b>
66400	Machinery & Equipment	70,949	270,799	0	0
66511	Computer Software Subscriptions	0	0	0	39,000
	<b>SUBTOTAL CAPITAL</b>	<b>70,949</b>	<b>270,799</b>	<b>0</b>	<b>39,000</b>
67200	Principal-Leases	0	0	10,920	35,700
67301	POB Principal-Misc	0	22,326	7,660	16,270
67311	POB Interest - Misc	33,195	40,735	40,720	53,340
	<b>SUBTOTAL DEBT SERVICE</b>	<b>33,195</b>	<b>63,060</b>	<b>59,300</b>	<b>105,310</b>
68000	Transfer to Fund 051	20,726	20,726	0	0
	<b>SUBTOTAL TRANSFERS</b>	<b>20,726</b>	<b>20,726</b>	<b>0</b>	<b>0</b>
	<b>TOTAL</b>	<b>32,789,601</b>	<b>35,461,832</b>	<b>40,327,370</b>	<b>39,148,220</b>

<b>WATER REVENUE</b>					
<b>PUBLIC WORKS</b>					<b>ACCOUNTING UNIT</b>
<b>WATER SYSTEM MAINT</b>					<b>06017641</b>
<b>Account Code</b>	<b>LINE ITEM RESOURCES</b>	<b>ACTUAL FY 21-22</b>	<b>ACTUAL FY 22-23</b>	<b>ADOPTED FY 23-24</b>	<b>ADOPTED FY 24-25</b>
61000	Salaries Regular	1,215,482	1,171,634	1,315,970	1,439,050
61020	Salaries Part-Time	17,544	26,610	38,920	20,430
61040	Salaries Overtime	374,121	358,000	387,000	387,000
61100	Retirement-Employer Normal Cost	65,599	57,939	106,000	117,210
61102	Retirement- Employer Unfunded- Miscellaneous	353,891	134,327	105,640	170,870
61110	Part-Time Retirement	658	912	2,300	770
61120	Medicare Insurance	20,375	19,549	19,910	21,120
61130	Health Insurance	266,104	247,369	389,550	368,070
61170	Retiree Health Benefits	40	165	440	13,800
61180	Worker Compensation Insurance	74,780	69,838	70,900	57,480
	<b>SUBTOTAL SALARIES &amp; BENEFITS</b>	<b>2,388,594</b>	<b>2,086,343</b>	<b>2,436,630</b>	<b>2,595,800</b>
62010	Communications	12,571	20,055	19,210	19,210
62120	Training, Transportation, Meetings	22,710	36,482	20,000	20,000
62140	Membership, Subscription & Dues	34,357	34,648	46,000	46,000
62300	Contract Services-Professional	932,459	1,224,670	1,480,500	1,480,500
62320	Maintenance & Repair Buildings	0	0	25,000	25,000
62322	Maintenance & Repair Machinery	4,400	0	33,000	33,000
	<b>SUBTOTAL CONTRACTUALS</b>	<b>1,006,496</b>	<b>1,315,855</b>	<b>1,623,710</b>	<b>1,623,710</b>
63001	Miscellaneous Operating Expenses	760,360	805,975	1,313,400	1,313,400
63300	Gas & Diesel	54,111	75,886	101,360	101,360
	<b>SUBTOTAL COMMODITIES</b>	<b>814,471</b>	<b>881,861</b>	<b>1,414,760</b>	<b>1,414,760</b>
65010	Rental City Equipment	299,922	343,478	347,350	374,810
65011	Equipment Replacement Charges	322,380	94,891	152,940	249,520
65012	Accident Repair & Replacement	5,750	7,151	5,930	13,000
65020	City Yard Rental	228,770	228,770	275,800	302,720
65040	IT Maintenance Charge	87,800	85,060	95,280	102,410
65055	Communications- Landlines	0	0	0	14,260
65100	Insurance Charges	197,750	209,515	204,150	188,150
65105	Benefits Overhead	5,460	12,804	12,790	11,910
65210	Delivery Charges	1,270	0	0	0
65400	Indirect Costs	485,341	479,578	561,930	702,400
	<b>SUBTOTAL FIXED CHARGES</b>	<b>1,634,443</b>	<b>1,461,247</b>	<b>1,656,170</b>	<b>1,959,180</b>
66400	Machinery & Equipment	224,638	234,465	500,000	0
	<b>SUBTOTAL CAPITAL</b>	<b>224,638</b>	<b>234,465</b>	<b>500,000</b>	<b>0</b>
67301	POB Principal-Misc	0	35,216	12,070	19,550
67311	POB Interest - Misc	52,360	64,253	64,230	64,140
	<b>SUBTOTAL DEBT SERVICE</b>	<b>52,360</b>	<b>99,469</b>	<b>76,300</b>	<b>83,690</b>
	<b>TOTAL</b>	<b>6,121,002</b>	<b>6,079,239</b>	<b>7,707,570</b>	<b>7,677,140</b>

<b>WATER REVENUE</b>					
<b>PUBLIC WORKS</b>					<b>ACCOUNTING UNIT</b>
<b>WATER-MISC EXPENSES</b>					<b>06017642</b>
<b>Account Code</b>	<b>LINE ITEM RESOURCES</b>	<b>ACTUAL FY 21-22</b>	<b>ACTUAL FY 22-23</b>	<b>ADOPTED FY 23-24</b>	<b>ADOPTED FY 24-25</b>
62000	Utilities	1,963	1,890	0	0
62251	Other Agency Services	20,794	28,444	0	0
	<b>SUBTOTAL CONTRACTUALS</b>	<b>22,757</b>	<b>30,334</b>	<b>0</b>	<b>0</b>
65500	General Fund Overhead	4,537,900	4,537,900	4,500,000	4,537,900
	<b>SUBTOTAL FIXED CHARGES</b>	<b>4,537,900</b>	<b>4,537,900</b>	<b>4,500,000</b>	<b>4,537,900</b>
	<b>TOTAL</b>	<b>4,560,657</b>	<b>4,568,234</b>	<b>4,500,000</b>	<b>4,537,900</b>

<b>WATER REVENUE</b>					
<b>PUBLIC WORKS</b>					<b>ACCOUNTING UNIT</b>
<b>WATER QUALITY</b>					<b>06017644</b>
<b>Account Code</b>	<b>LINE ITEM RESOURCES</b>	<b>ACTUAL FY 21-22</b>	<b>ACTUAL FY 22-23</b>	<b>ADOPTED FY 23-24</b>	<b>ADOPTED FY 24-25</b>
61000	Salaries Regular	258,661	310,695	438,840	524,440
61010	Salaries Cash Out/Separation	0	2,229	0	6,400
61020	Salaries Part-Time	37,152	40,159	80,350	77,170
61040	Salaries Overtime	66,894	92,835	120,000	120,000
61100	Retirement-Employer Normal Cost	14,374	15,575	41,550	39,460
61102	Retirement- Employer Unfunded- Miscellaneous	83,166	36,108	26,650	32,030
61110	Part-Time Retirement	921	986	2,530	2,890
61120	Medicare Insurance	4,401	5,255	7,320	8,700
61130	Health Insurance	41,790	50,153	102,330	101,790
61170	Retiree Health Benefits	40	165	440	5,010
61180	Worker Compensation Insurance	25,780	20,321	17,010	16,830
	<b>SUBTOTAL SALARIES &amp; BENEFITS</b>	<b>533,179</b>	<b>574,481</b>	<b>837,020</b>	<b>934,720</b>
62010	Communications	12,686	9,608	5,450	5,450
62120	Training, Transportation, Meetings	10,443	9,146	9,700	9,700
62140	Membership, Subscription & Dues	3,648	13,762	18,900	18,900
62300	Contract Services-Professional	229,989	325,728	690,500	690,500
62322	Maintenance & Repair Machinery	0	0	3,000	3,000
	<b>SUBTOTAL CONTRACTUALS</b>	<b>256,766</b>	<b>358,245</b>	<b>727,550</b>	<b>727,550</b>
63001	Miscellaneous Operating Expenses	384,471	619,362	609,300	609,300
63300	Gas & Diesel	17,440	18,071	5,100	5,100
	<b>SUBTOTAL COMMODITIES</b>	<b>401,911</b>	<b>637,433</b>	<b>614,400</b>	<b>614,400</b>
65010	Rental City Equipment	48,166	51,828	43,010	46,410
65011	Equipment Replacement Charges	52,478	12,768	28,100	27,850
65012	Accident Repair & Replacement	1,872	1,788	0	0
65040	IT Maintenance Charge	21,590	20,920	27,020	28,200
65055	Communications- Landlines	0	0	0	3,930
65100	Insurance Charges	68,170	60,962	48,980	55,090
65105	Benefits Overhead	1,170	3,725	3,070	3,490
65210	Delivery Charges	390	0	0	0
65400	Indirect Costs	109,538	137,111	200,560	274,500
	<b>SUBTOTAL FIXED CHARGES</b>	<b>303,374</b>	<b>289,102</b>	<b>350,740</b>	<b>439,470</b>
66400	Machinery & Equipment	314	0	0	0
66511	Computer Software Subscriptions	0	314	0	800
	<b>SUBTOTAL CAPITAL</b>	<b>314</b>	<b>314</b>	<b>0</b>	<b>800</b>
67301	POB Principal-Misc	0	8,169	2,800	4,540
67311	POB Interest - Misc	12,146	14,904	14,900	14,880
	<b>SUBTOTAL DEBT SERVICE</b>	<b>12,146</b>	<b>23,073</b>	<b>17,700</b>	<b>19,420</b>
	<b>TOTAL</b>	<b>1,507,688</b>	<b>1,882,648</b>	<b>2,547,410</b>	<b>2,736,360</b>

<b>WATER REVENUE</b>					
<b>PUBLIC WORKS</b>					<b>ACCOUNTING UNIT</b>
<b>WATER ADMIN/ENGINEERING</b>					<b>06017645</b>
<b>Account Code</b>	<b>LINE ITEM RESOURCES</b>	<b>ACTUAL FY 21-22</b>	<b>ACTUAL FY 22-23</b>	<b>ADOPTED FY 23-24</b>	<b>ADOPTED FY 24-25</b>
61000	Salaries Regular	1,721,772	1,716,533	2,278,560	2,606,730
61010	Salaries Cash Out/Separation	0	41,912	0	2,170
61020	Salaries Part-Time	180,346	133,190	146,570	146,300
61040	Salaries Overtime	90,428	117,244	70,000	70,000
61100	Retirement-Employer Normal Cost	118,458	123,460	252,110	281,390
61102	Retirement- Employer Unfunded- Miscellaneous	358,414	286,229	246,410	232,560
61110	Part-Time Retirement	6,307	4,868	7,100	5,490
61120	Medicare Insurance	29,271	27,893	35,770	39,860
61130	Health Insurance	189,119	191,883	426,540	500,520
61170	Retiree Health Benefits	2,340	1,680	2,040	25,740
61180	Worker Compensation Insurance	104,030	108,675	109,370	88,730
	<b>SUBTOTAL SALARIES &amp; BENEFITS</b>	<b>2,800,484</b>	<b>2,753,566</b>	<b>3,574,470</b>	<b>3,999,490</b>
62010	Communications	24,185	22,790	27,230	27,230
62120	Training, Transportation, Meetings	43,416	22,468	30,000	30,000
62131	SAMA Wellness and Fitness Program Reimbursements	300	300	0	0
62140	Membership, Subscription & Dues	22,037	18,857	25,000	25,000
62300	Contract Services-Professional	2,413,760	3,013,064	2,736,000	2,352,300
62302	Contracted Vendor Personnel Services	0	30,825	100,000	100,000
62322	Maintenance & Repair Machinery	3,450	0	5,000	5,000
	<b>SUBTOTAL CONTRACTUALS</b>	<b>2,507,148</b>	<b>3,108,304</b>	<b>2,923,230</b>	<b>2,539,530</b>
63001	Miscellaneous Operating Expenses	120,993	135,966	222,500	193,310
63300	Gas & Diesel	7,703	12,949	5,700	5,700
	<b>SUBTOTAL COMMODITIES</b>	<b>128,696</b>	<b>148,915</b>	<b>228,200</b>	<b>199,010</b>
65010	Rental City Equipment	33,276	63,114	38,570	41,620
65011	Equipment Replacement Charges	22,490	10,078	12,610	22,720
65012	Accident Repair & Replacement	1,092	2,053	0	0
65040	IT Maintenance Charge	96,440	121,310	135,100	145,460
65050	IT Department Specific	159,920	159,920	159,920	164,720
65055	Communications- Landlines	0	0	0	20,250
65100	Insurance Charges	275,100	325,957	314,930	290,440
65105	Benefits Overhead	5,660	19,924	19,720	18,390
65210	Delivery Charges	750	0	0	0
65240	Public Works Administrative Ch	2,340,400	2,340,400	1,435,810	1,435,810
65400	Indirect Costs	601,216	611,321	800,550	1,073,880
	<b>SUBTOTAL FIXED CHARGES</b>	<b>3,536,344</b>	<b>3,654,077</b>	<b>2,917,210</b>	<b>3,213,290</b>
66400	Machinery & Equipment	0	187,790	0	0
66511	Computer Software Subscriptions	0	59	0	412,890
	<b>SUBTOTAL CAPITAL</b>	<b>0</b>	<b>187,849</b>	<b>0</b>	<b>412,890</b>
67301	POB Principal-Misc	0	35,078	12,030	19,480
67311	POB Interest - Misc	52,155	64,001	63,980	63,890
	<b>SUBTOTAL DEBT SERVICE</b>	<b>52,155</b>	<b>99,079</b>	<b>76,010</b>	<b>83,370</b>
	<b>TOTAL</b>	<b>9,024,826</b>	<b>9,951,790</b>	<b>9,719,120</b>	<b>10,447,580</b>

<b>WATER REVENUE</b>					
<b>PUBLIC WORKS</b>					<b>ACCOUNTING UNIT</b>
<b>WATER METER SERVICES</b>					<b>06017646</b>
<b>Account Code</b>	<b>LINE ITEM RESOURCES</b>	<b>ACTUAL FY 21-22</b>	<b>ACTUAL FY 22-23</b>	<b>ADOPTED FY 23-24</b>	<b>ADOPTED FY 24-25</b>
61000	Salaries Regular	382,889	541,806	645,520	678,230
61010	Salaries Cash Out/Separation	0	23,163	0	4,090
61020	Salaries Part-Time	11,122	24,644	57,480	39,070
61040	Salaries Overtime	32,938	79,919	100,000	100,000
61100	Retirement-Employer Normal Cost	11,337	22,707	44,360	49,330
61102	Retirement- Employer Unfunded- Miscellaneous	75,627	52,644	44,170	41,380
61110	Part-Time Retirement	417	902	2,160	1,470
61120	Medicare Insurance	6,099	9,028	10,140	10,350
61130	Health Insurance	72,926	124,784	175,800	195,960
61170	Retiree Health Benefits	0	0	0	6,470
61180	Worker Compensation Insurance	27,560	32,991	22,660	27,170
	<b>SUBTOTAL SALARIES &amp; BENEFITS</b>	<b>620,915</b>	<b>912,588</b>	<b>1,102,290</b>	<b>1,153,520</b>
62010	Communications	16,912	8,902	9,170	9,170
62120	Training, Transportation, Meetings	3,784	3,146	7,000	7,000
62140	Membership, Subscription & Dues	150	2,386	3,300	3,300
62300	Contract Services-Professional	581,996	25,658	2,220,000	2,220,000
62322	Maintenance & Repair Machinery	0	0	3,000	3,000
	<b>SUBTOTAL CONTRACTUALS</b>	<b>602,842</b>	<b>40,093</b>	<b>2,242,470</b>	<b>2,242,470</b>
63001	Miscellaneous Operating Expenses	145,047	209,563	479,100	479,100
63300	Gas & Diesel	1,997	14,264	17,530	17,530
	<b>SUBTOTAL COMMODITIES</b>	<b>147,044</b>	<b>223,827</b>	<b>496,630</b>	<b>496,630</b>
65010	Rental City Equipment	40,262	56,157	44,700	48,230
65011	Equipment Replacement Charges	22,270	10,643	12,810	30,920
65012	Accident Repair & Replacement	1,428	1,839	0	0
65040	IT Maintenance Charge	28,790	27,890	45,510	47,500
65055	Communications- Landlines	0	0	0	6,610
65100	Insurance Charges	72,870	98,972	65,240	88,940
65105	Benefits Overhead	1,570	6,048	4,090	5,630
65210	Delivery Charges	190	0	0	0
65400	Indirect Costs	128,938	198,628	259,050	310,900
	<b>SUBTOTAL FIXED CHARGES</b>	<b>296,318</b>	<b>400,177</b>	<b>431,400</b>	<b>538,730</b>
66400	Machinery & Equipment	182,280	265,771	0	0
66511	Computer Software Subscriptions	0	0	0	800
	<b>SUBTOTAL CAPITAL</b>	<b>182,280</b>	<b>265,771</b>	<b>0</b>	<b>800</b>
67301	POB Principal-Misc	0	7,474	2,570	4,150
67311	POB Interest - Misc	11,112	13,636	13,630	13,620
	<b>SUBTOTAL DEBT SERVICE</b>	<b>11,112</b>	<b>21,110</b>	<b>16,200</b>	<b>17,770</b>
	<b>TOTAL</b>	<b>1,860,511</b>	<b>1,863,567</b>	<b>4,288,990</b>	<b>4,449,920</b>

<b>WATER REVENUE</b>					
<b>PUBLIC WORKS</b>					<b>ACCOUNTING UNIT</b>
<b>RECYCLED WATER</b>					<b>06017647</b>
<b>Account Code</b>	<b>LINE ITEM RESOURCES</b>	<b>ACTUAL FY 21-22</b>	<b>ACTUAL FY 22-23</b>	<b>ADOPTED FY 23-24</b>	<b>ADOPTED FY 24-25</b>
61000	Salaries Regular	38,859	41,098	43,100	49,450
61040	Salaries Overtime	156	0	0	0
61100	Retirement-Employer Normal Cost	4,624	4,637	5,410	6,050
61102	Retirement- Employer Unfunded- Miscellaneous	20,625	10,750	9,110	9,880
61120	Medicare Insurance	569	582	630	710
61130	Health Insurance	11,162	11,761	12,060	13,320
61170	Retiree Health Benefits	0	0	0	500
61180	Worker Compensation Insurance	2,300	2,466	2,230	1,970
	<b>SUBTOTAL SALARIES &amp; BENEFITS</b>	<b>78,295</b>	<b>71,292</b>	<b>72,540</b>	<b>81,880</b>
63001	Miscellaneous Operating Expenses	270,731	264,207	357,500	357,500
	<b>SUBTOTAL COMMODITIES</b>	<b>270,731</b>	<b>264,207</b>	<b>357,500</b>	<b>357,500</b>
65040	IT Maintenance Charge	2,880	2,790	2,840	2,970
65055	Communications- Landlines	0	0	0	410
65100	Insurance Charges	6,080	7,398	6,430	6,450
65105	Benefits Overhead	200	452	400	410
65400	Indirect Costs	11,782	12,966	13,900	18,810
	<b>SUBTOTAL FIXED CHARGES</b>	<b>20,942</b>	<b>23,606</b>	<b>23,570</b>	<b>29,050</b>
66511	Computer Software Subscriptions	0	0	0	30,720
	<b>SUBTOTAL CAPITAL</b>	<b>0</b>	<b>0</b>	<b>0</b>	<b>30,720</b>
67301	POB Principal-Misc	0	1,982	680	1,110
67311	POB Interest - Misc	2,946	3,616	3,620	3,610
	<b>SUBTOTAL DEBT SERVICE</b>	<b>2,946</b>	<b>5,597</b>	<b>4,300</b>	<b>4,720</b>
	<b>TOTAL</b>	<b>372,915</b>	<b>364,702</b>	<b>457,910</b>	<b>503,870</b>



<b>ACQUISITION &amp; CONSTRUCTION DEPARTMENT RESOURCE SUMMARY</b>				
<b>PUBLIC WORKS</b>				
<b>ACTIVITIES</b>	<b>ACTUAL FY 21-22</b>	<b>ACTUAL FY 22-23</b>	<b>ADOPTED FY 23-24</b>	<b>ADOPTED FY 24-25</b>
<b>REVENUES</b>				
57004 Expense Reimbursement-OCTA	0	1,961,263	0	0
57011 Miscellaneous Cost Refunds	5,643	2,648	0	0
58005 Investment Income-Trustee	119	3,688	0	0
59000-060 Transfer From Fund 060	10,576,471	28,175,741	0	0
<b>TOTAL REVENUES</b>	<b>10,582,233</b>	<b>30,143,340</b>	<b>0</b>	<b>0</b>
<b>EXPENDITURES</b>				
06617620 WATER BOND CAPITAL PROJECTS	0	112,649	0	0
06617647 WTR UTY CAPITAL PROJECTS	11,125,992	28,821,567	0	0
<b>TOTAL EXPENDITURES</b>	<b>11,125,992</b>	<b>28,934,216</b>	<b>0</b>	<b>0</b>
<b>OPERATING EXPENSES</b>	<b>ACTUAL FY 21-22</b>	<b>ACTUAL FY 22-23</b>	<b>ADOPTED FY 23-24</b>	<b>ADOPTED FY 24-25</b>
66000 CAPITAL	11,125,992	28,934,216	0	0
<b>TOTAL</b>	<b>11,125,992</b>	<b>28,934,216</b>	<b>0</b>	<b>0</b>

ACQUISITION & CONSTRUCTION					
PUBLIC WORKS				ACCOUNTING UNIT	
WTR UTY WTR DIV CAPTL EXPENSE				06617002	
Account Code	LINE ITEM RESOURCES	ACTUAL FY 21-22	ACTUAL FY 22-23	ADOPTED FY 23-24	ADOPTED FY 24-25
57004	Expense Reimbursement-OCTA	0	1,961,263	0	0
57011	Miscellaneous Cost Refunds	5,643	2,648	0	0
58005	Investment Income-Trustee	119	3,688	0	0
59000	Transfer From Fund 060	10,576,471	28,175,741	0	0
<b>SUBTOTAL REVENUES</b>		<b>10,582,233</b>	<b>30,143,340</b>	<b>0</b>	<b>0</b>
<b>TOTAL</b>		<b>10,582,233</b>	<b>30,143,340</b>	<b>0</b>	<b>0</b>

<b>ACQUISITION &amp; CONSTRUCTION</b>				
<b>PUBLIC WORKS</b>				<b>ACCOUNTING UNIT</b>
<b>WATER BOND CAPITAL PROJECTS</b>				<b>06617620</b>
<b>Account Code</b>	<b>LINE ITEM RESOURCES</b>	<b>ACTUAL FY 21-22</b>	<b>ACTUAL FY 22-23</b>	<b>ADOPTED FY 23-24</b>
66301	Water Capital Project	0	112,649	0
	<b>SUBTOTAL CAPITAL</b>	<b>0</b>	<b>112,649</b>	<b>0</b>
	<b>TOTAL</b>	<b>0</b>	<b>112,649</b>	<b>0</b>

ACQUISITION & CONSTRUCTION					
PUBLIC WORKS					ACCOUNTING UNIT
WTR UTILITY CAPITAL PROJECTS					06617647
Account Code	LINE ITEM RESOURCES	ACTUAL FY 21-22	ACTUAL FY 22-23	ADOPTED FY 23-24	ADOPTED FY 24-25
66100	Land	554,094	8,862,832	0	0
66220	Improvements Other Than Building	5,739	0	0	0
66301	Water Capital Project	10,566,159	19,958,735	0	0
	<b>SUBTOTAL CAPITAL</b>	<b>11,125,992</b>	<b>28,821,567</b>	<b>0</b>	<b>0</b>
	<b>TOTAL</b>	<b>11,125,992</b>	<b>28,821,567</b>	<b>0</b>	<b>0</b>

REGIONAL TRANSP CENTER				
DEPARTMENT RESOURCE SUMMARY				
PUBLIC WORKS				
ACTIVITIES	ACTUAL FY 21-22	ACTUAL FY 22-23	ADOPTED FY 23-24	ADOPTED FY 24-25
<b>REVENUES</b>				
53808 Rental-Amtrak	35,192	37,573	40,000	34,850
53810 Rental-Greyhound	100,284	93,108	66,000	55,760
53818 Concession-Vending Machines	975	750	900	900
53819 OCTA Rental	0	0	2,500	0
53823 Rental-Walsh Construction	100,065	132,876	132,880	163,200
53824 Rental-PGH	78,648	98,520	98,520	98,520
53826 Rental-Aldridge Group	111,966	113,971	130,000	137,020
53827 Rental-State (Umberg)	83,200	76,800	76,800	76,800
53829 Rental-Pacific Coast Shuttles	0	0	0	66,600
53832 Rental-RailWorks	24,670	43,560	0	53,840
57960 Rental Of Property	0	0	64,000	0
57990 Miscellaneous Income	2,699	0	3,000	0
58000 Earning On Investments	2,445	5,789	0	0
59000-011 Transfer From Fund 011	2,981,870	1,081,870	1,081,870	1,081,870
<b>TOTAL REVENUES</b>	<b>3,522,013</b>	<b>1,684,816</b>	<b>1,696,470</b>	<b>1,769,360</b>
<b>EXPENDITURES</b>				
06717650 PWA - SARTC OPERATIONS	1,395,266	1,620,355	1,790,130	1,811,610
<b>TOTAL EXPENDITURES</b>	<b>1,395,266</b>	<b>1,620,355</b>	<b>1,790,130</b>	<b>1,811,610</b>
OPERATING EXPENSES	ACTUAL FY 21-22	ACTUAL FY 22-23	ADOPTED FY 23-24	ADOPTED FY 24-25
61000 SALARIES & BENEFITS	133,429	108,263	141,090	156,690
62000 CONTRACTUALS	1,054,134	1,253,345	1,362,840	1,433,850
63000 COMMODITIES	26,376	62,220	89,000	10,000
65000 FIXED CHARGES	131,695	172,356	180,960	201,820
66000 CAPITAL	27,825	0	0	0
67000 DEBT SERVICE	21,807	24,171	16,240	9,250
<b>TOTAL</b>	<b>1,395,266</b>	<b>1,620,355</b>	<b>1,790,130</b>	<b>1,811,610</b>

REGIONAL TRANSP CENTER					
PUBLIC WORKS					ACCOUNTING UNIT
PWA - SARTC OPERATIONS					06717002
Account Code	LINE ITEM RESOURCES	ACTUAL FY 21-22	ACTUAL FY 22-23	ADOPTED FY 23-24	ADOPTED FY 24-25
53808	Rental-Amtrak	35,192	37,573	40,000	34,850
53810	Rental-Greyhound	100,284	93,108	66,000	55,760
53818	Concession-Vending Machines	975	750	900	900
53819	OCTA Rental	0	0	2,500	0
53823	Rental-Walsh Construction	100,065	132,876	132,880	163,200
53824	Rental-PGH	78,648	98,520	98,520	98,520
53826	Rental-Aldridge Group	111,966	113,971	130,000	137,020
53827	Rental-State (Umberg)	83,200	76,800	76,800	76,800
53829	Rental-Pacific Coast Shuttles	0	0	0	66,600
53832	Rental-RailWorks	24,670	43,560	0	53,840
57960	Rental Of Property	0	0	64,000	0
57990	Miscellaneous Income	2,699	0	3,000	0
58000	Earning On Investments	2,445	5,789	0	0
59000	Transfer From Fund 011	2,981,870	1,081,870	1,081,870	1,081,870
	<b>SUBTOTAL REVENUES</b>	<b>3,522,013</b>	<b>1,684,816</b>	<b>1,696,470</b>	<b>1,769,360</b>
	<b>TOTAL</b>	<b>3,522,013</b>	<b>1,684,816</b>	<b>1,696,470</b>	<b>1,769,360</b>

REGIONAL TRANSP CENTER					
PUBLIC WORKS					ACCOUNTING UNIT
PWA - SARTC OPERATIONS					06717650
Account Code	LINE ITEM RESOURCES	ACTUAL FY 21-22	ACTUAL FY 22-23	ADOPTED FY 23-24	ADOPTED FY 24-25
61000	Salaries Regular	77,913	74,844	70,990	77,580
61010	Salaries Cash Out/Separation	895	0	0	0
61020	Salaries Part-Time	9,391	1,472	41,810	47,210
61040	Salaries Overtime	8,110	7,539	0	1,280
61100	Retirement-Employer Normal Cost	2,877	2,318	3,200	3,260
61102	Retirement- Employer Unfunded- Miscellaneous	17,835	5,375	4,530	5,810
61110	Part-Time Retirement	352	55	1,570	1,770
61120	Medicare Insurance	1,294	1,024	1,630	1,800
61130	Health Insurance	9,915	11,237	12,320	13,610
61170	Retiree Health Benefits	26	19	20	710
61180	Worker Compensation Insurance	4,820	4,379	5,020	3,660
	<b>SUBTOTAL SALARIES &amp; BENEFITS</b>	<b>133,429</b>	<b>108,263</b>	<b>141,090</b>	<b>156,690</b>
62000	Utilities	210,675	210,635	248,000	225,000
62010	Communications	6,071	5,573	590	0
62120	Training, Transportation, Meetings	0	128	500	500
62300	Contract Services-Professional	444,405	651,917	550,000	671,550
62310	Janitorial & Housekeeping	179,034	190,917	200,000	256,800
62320	Maintenance & Repair Buildings	213,950	158,973	257,500	255,000
62322	Maintenance & Repair Machinery	0	35,203	106,250	25,000
	<b>SUBTOTAL CONTRACTUALS</b>	<b>1,054,134</b>	<b>1,253,345</b>	<b>1,362,840</b>	<b>1,433,850</b>
63001	Miscellaneous Operating Expenses	26,376	62,220	89,000	10,000
	<b>SUBTOTAL COMMODITIES</b>	<b>26,376</b>	<b>62,220</b>	<b>89,000</b>	<b>10,000</b>
65000	Building Rental	75,100	91,340	91,340	102,710
65010	Rental City Equipment	1,221	0	0	0
65012	Accident Repair & Replacement	44	0	0	0
65040	IT Maintenance Charge	3,450	2,900	2,900	3,030
65055	Communications- Landlines	0	0	0	420
65100	Insurance Charges	12,730	13,137	14,460	11,980
65105	Benefits Overhead	250	803	910	760
65240	Public Works Administrative Ch	38,900	38,900	34,960	34,960
65400	Indirect Costs	0	25,277	36,390	47,960
	<b>SUBTOTAL FIXED CHARGES</b>	<b>131,695</b>	<b>172,356</b>	<b>180,960</b>	<b>201,820</b>
66200	Buildings & Building Improvements	27,825	0	0	0
	<b>SUBTOTAL CAPITAL</b>	<b>27,825</b>	<b>0</b>	<b>0</b>	<b>0</b>
67003	Loan Payment-OBF	19,179	19,179	12,400	5,040
67301	POB Principal-Misc	0	1,767	610	990
67311	POB Interest - Misc	2,627	3,224	3,230	3,220
	<b>SUBTOTAL DEBT SERVICE</b>	<b>21,807</b>	<b>24,171</b>	<b>16,240</b>	<b>9,250</b>
	<b>TOTAL</b>	<b>1,395,266</b>	<b>1,620,355</b>	<b>1,790,130</b>	<b>1,811,610</b>

<b>SANITATION FUND</b>				
<b>DEPARTMENT RESOURCE SUMMARY</b>				
<b>PUBLIC WORKS</b>				
<b>ACTIVITIES</b>	<b>ACTUAL FY 21-22</b>	<b>ACTUAL FY 22-23</b>	<b>ADOPTED FY 23-24</b>	<b>ADOPTED FY 24-25</b>
<b>REVENUES</b>				
53702 Graffiti Restitution-Courts	601	2,416	10,000	3,000
53710 Abatement Control Charge	480	0	40,000	40,000
53719 Sanitation Charge	5,824,840	6,012,980	6,280,900	6,060,000
53720 Penalties & Service Charge	0	168,603	30,000	100,000
57000 Expense Reimbursement	0	0	3,000	3,000
57010 Miscellaneous Recoveries	2,013	13,178	3,000	15,000
57993 Write Off Collections	(26,614)	0	0	0
58000 Earning On Investments	57,412	57,467	11,000	35,000
59000-057 Transfer From Fund 057	200,000	200,000	200,000	200,000
<b>TOTAL REVENUES</b>	<b>6,058,732</b>	<b>6,454,644</b>	<b>6,577,900</b>	<b>6,456,000</b>
<b>EXPENDITURES</b>				
06817640 PUB WKS-ENVIRONMENT/SANITATION	3,607,889	2,821,903	2,346,030	2,633,680
06817641 PUB WKS-ROADWAY CLEANING	3,398,523	4,467,687	5,225,600	6,026,250
<b>TOTAL EXPENDITURES</b>	<b>7,006,411</b>	<b>7,289,590</b>	<b>7,571,630</b>	<b>8,659,930</b>
<b>OPERATING EXPENSES</b>	<b>ACTUAL FY 21-22</b>	<b>ACTUAL FY 22-23</b>	<b>ADOPTED FY 23-24</b>	<b>ADOPTED FY 24-25</b>
61000 SALARIES & BENEFITS	2,052,480	2,526,968	3,241,000	3,634,880
62000 CONTRACTUALS	1,277,587	1,457,429	1,970,560	2,197,960
63000 COMMODITIES	236,574	293,366	446,950	450,950
65000 FIXED CHARGES	1,491,274	1,631,168	1,826,620	2,279,080
66000 CAPITAL	1,889,343	1,271,833	3,900	4,030
67000 DEBT SERVICE	55,210	104,883	82,600	93,030
68000 TRANSFERS	3,943	3,943	0	0
<b>TOTAL</b>	<b>7,006,411</b>	<b>7,289,590</b>	<b>7,571,630</b>	<b>8,659,930</b>



<b>SANITATION FUND</b>					
<b>PUBLIC WORKS</b>				<b>ACCOUNTING UNIT</b>	
<b>PUB WKS-ENVIRONMENT/SANITATION</b>				<b>06817002</b>	
<b>Account Code</b>	<b>LINE ITEM RESOURCES</b>	<b>ACTUAL FY 21-22</b>	<b>ACTUAL FY 22-23</b>	<b>ADOPTED FY 23-24</b>	
		<b>ADOPTED FY 24-25</b>			
53702	Graffiti Restitution-Courts	601	2,416	10,000	3,000
53710	Abatement Control Charge	480	0	40,000	40,000
53719	Sanitation Charge	5,824,840	6,012,980	6,280,900	6,060,000
53720	Penalties & Service Charge	0	168,603	30,000	100,000
57000	Expense Reimbursement	0	0	3,000	3,000
57010	Miscellaneous Recoveries	2,013	13,178	3,000	15,000
57993	Write Off Collections	(26,614)	0	0	0
58000	Earning On Investments	57,412	57,467	11,000	35,000
59000	Transfer From Fund 057	200,000	200,000	200,000	200,000
<b>SUBTOTAL REVENUES</b>		<b>6,058,732</b>	<b>6,454,644</b>	<b>6,577,900</b>	<b>6,456,000</b>
<b>TOTAL</b>		<b>6,058,732</b>	<b>6,454,644</b>	<b>6,577,900</b>	<b>6,456,000</b>

<b>SANITATION FUND</b>					
<b>PUBLIC WORKS</b>					<b>ACCOUNTING UNIT</b>
<b>PUB WKS-ENVIRONMENT/SANITATION</b>					<b>06817640</b>
<b>Account Code</b>	<b>LINE ITEM RESOURCES</b>	<b>ACTUAL FY 21-22</b>	<b>ACTUAL FY 22-23</b>	<b>ADOPTED FY 23-24</b>	<b>ADOPTED FY 24-25</b>
61000	Salaries Regular	439,187	537,923	594,350	677,040
61010	Salaries Cash Out/Separation	1,508	0	15,300	15,300
61020	Salaries Part-Time	61	0	0	6,230
61040	Salaries Overtime	1,029	7,006	38,530	38,530
61100	Retirement-Employer Normal Cost	30,195	38,246	56,630	62,500
61102	Retirement- Employer Unfunded- Miscellaneous	117,956	88,669	72,750	76,050
61110	Part-Time Retirement	5	0	0	230
61120	Medicare Insurance	6,383	7,723	8,590	9,880
61130	Health Insurance	76,055	88,830	122,840	136,260
61170	Retiree Health Benefits	1,539	1,574	1,620	6,570
61180	Worker Compensation Insurance	28,200	30,892	25,260	25,800
	<b>SUBTOTAL SALARIES &amp; BENEFITS</b>	<b>702,118</b>	<b>800,863</b>	<b>935,870</b>	<b>1,054,390</b>
62010	Communications	18,907	14,411	7,520	0
62120	Training, Transportation, Meetings	2,500	803	5,500	5,670
62130	Tuition Reimbursement	0	0	4,000	4,120
62140	Membership, Subscription & Dues	0	930	2,300	2,370
62300	Contract Services-Professional	272,690	390,367	405,700	406,200
62322	Maintenance & Repair Machinery	0	0	500	500
	<b>SUBTOTAL CONTRACTUALS</b>	<b>294,096</b>	<b>406,511</b>	<b>425,520</b>	<b>418,860</b>
63001	Miscellaneous Operating Expenses	29,912	21,148	211,000	210,000
63300	Gas & Diesel	52,611	77,008	49,300	49,300
	<b>SUBTOTAL COMMODITIES</b>	<b>82,523</b>	<b>98,157</b>	<b>260,300</b>	<b>259,300</b>
65010	Rental City Equipment	136,605	160,774	175,010	188,850
65011	Equipment Replacement Charges	83,956	30,558	39,010	98,160
65012	Accident Repair & Replacement	4,906	5,289	1,600	3,510
65040	IT Maintenance Charge	29,650	33,460	35,550	40,080
65055	Communications- Landlines	0	0	0	5,580
65100	Insurance Charges	74,580	92,677	72,730	84,460
65105	Benefits Overhead	1,780	5,663	4,550	5,350
65210	Delivery Charges	410	0	0	0
65240	Public Works Administrative Ch	159,000	159,000	173,300	173,300
65400	Indirect Costs	132,941	166,249	195,390	274,570
	<b>SUBTOTAL FIXED CHARGES</b>	<b>623,828</b>	<b>653,671</b>	<b>697,140</b>	<b>873,860</b>
66400	Machinery & Equipment	1,888,923	831,799	0	0
66511	Computer Software Subscriptions	0	0	3,150	3,250
	<b>SUBTOTAL CAPITAL</b>	<b>1,888,923</b>	<b>831,799</b>	<b>3,150</b>	<b>3,250</b>
67200	Principal-Leases	0	0	550	550
67301	POB Principal-Misc	0	10,841	3,720	3,720
67311	POB Interest - Misc	16,119	19,780	19,780	19,750
	<b>SUBTOTAL DEBT SERVICE</b>	<b>16,119</b>	<b>30,621</b>	<b>24,050</b>	<b>24,020</b>
68000	Transfer to Fund 051	282	282	0	0
	<b>SUBTOTAL TRANSFERS</b>	<b>282</b>	<b>282</b>	<b>0</b>	<b>0</b>
	<b>TOTAL</b>	<b>3,607,889</b>	<b>2,821,903</b>	<b>2,346,030</b>	<b>2,633,680</b>

<b>SANITATION FUND</b>					
<b>PUBLIC WORKS</b>					<b>ACCOUNTING UNIT</b>
<b>PUB WKS-ROADWAY CLEANING</b>					<b>06817641</b>
<b>Account Code</b>	<b>LINE ITEM RESOURCES</b>	<b>ACTUAL FY 21-22</b>	<b>ACTUAL FY 22-23</b>	<b>ADOPTED FY 23-24</b>	<b>ADOPTED FY 24-25</b>
61000	Salaries Regular	740,703	1,076,682	1,359,510	1,472,160
61010	Salaries Cash Out/Separation	274	10,155	41,850	41,870
61020	Salaries Part-Time	57,894	60,834	138,430	143,900
61040	Salaries Overtime	19,028	31,549	100,000	104,000
61100	Retirement-Employer Normal Cost	49,851	74,021	132,060	145,280
61102	Retirement- Employer Unfunded- Miscellaneous	259,460	171,610	131,730	219,860
61110	Part-Time Retirement	1,841	2,033	5,190	5,400
61120	Medicare Insurance	12,072	16,351	21,690	23,450
61130	Health Insurance	147,578	218,811	327,120	355,630
61170	Retiree Health Benefits	1,539	1,574	1,630	14,380
61180	Worker Compensation Insurance	60,120	62,486	45,920	54,560
	<b>SUBTOTAL SALARIES &amp; BENEFITS</b>	<b>1,350,361</b>	<b>1,726,105</b>	<b>2,305,130</b>	<b>2,580,490</b>
62010	Communications	9,408	15,215	15,940	0
62120	Training, Transportation, Meetings	0	0	4,500	4,500
62130	Tuition Reimbursement	0	0	1,000	1,000
62140	Membership, Subscription & Dues	0	578	2,100	2,100
62300	Contract Services-Professional	974,082	1,035,125	1,521,500	1,771,500
	<b>SUBTOTAL CONTRACTUALS</b>	<b>983,490</b>	<b>1,050,917</b>	<b>1,545,040</b>	<b>1,779,100</b>
63001	Miscellaneous Operating Expenses	127,804	173,403	166,650	171,650
63100	Uniforms	300	0	0	0
63300	Gas & Diesel	25,948	21,807	20,000	20,000
	<b>SUBTOTAL COMMODITIES</b>	<b>154,051</b>	<b>195,210</b>	<b>186,650</b>	<b>191,650</b>
65010	Rental City Equipment	39,852	46,072	41,110	44,360
65011	Equipment Replacement Charges	51,360	12,840	27,980	51,510
65012	Accident Repair & Replacement	1,260	1,440	820	1,800
65020	City Yard Rental	107,560	107,560	129,670	142,330
65040	IT Maintenance Charge	69,150	68,880	77,360	101,520
65055	Communications- Landlines	0	0	0	14,140
65100	Insurance Charges	158,970	187,457	132,220	178,610
65105	Benefits Overhead	3,530	11,456	8,280	11,310
65210	Delivery Charges	560	0	0	0
65240	Public Works Administrative Ch	188,400	188,400	205,330	205,330
65400	Indirect Costs	246,805	353,393	506,710	654,310
	<b>SUBTOTAL FIXED CHARGES</b>	<b>867,447</b>	<b>977,498</b>	<b>1,129,480</b>	<b>1,405,220</b>
66200	Buildings & Building Improvements	0	225,824	0	0
66400	Machinery & Equipment	420	214,143	0	0
66511	Computer Software Subscriptions	0	68	750	780
	<b>SUBTOTAL CAPITAL</b>	<b>420</b>	<b>440,034</b>	<b>750</b>	<b>780</b>
67200	Principal-Leases	0	0	1,580	6,520
67301	POB Principal-Misc	0	26,292	9,020	14,600
67311	POB Interest - Misc	39,092	47,971	47,950	47,890
	<b>SUBTOTAL DEBT SERVICE</b>	<b>39,092</b>	<b>74,263</b>	<b>58,550</b>	<b>69,010</b>
68000	Transfer to Fund 051	3,661	3,661	0	0
	<b>SUBTOTAL TRANSFERS</b>	<b>3,661</b>	<b>3,661</b>	<b>0</b>	<b>0</b>
	<b>TOTAL</b>	<b>3,398,523</b>	<b>4,467,687</b>	<b>5,225,600</b>	<b>6,026,250</b>

**REFUSE COLLECTION SERVICE  
DEPARTMENT RESOURCE SUMMARY**

**PUBLIC WORKS**

ACTIVITIES		ACTUAL FY 21-22	ACTUAL FY 22-23	ADOPTED FY 23-24	ADOPTED FY 24-25
<b>REVENUES</b>					
50052	Refuse Contract Program Surcharge	6,720	1,005	0	0
52025	State Grants-Direct	125,394	0	81,940	901,150
53718	Refuse Collection Charge	11,577,127	12,187,336	13,270,030	13,926,000
53720	Penalties & Service Charge	0	477,390	676,800	676,800
53723	NPDES Refuse Residential	186,158	0	0	0
53724	NPDES Refuse Non-Residential	966,319	89,739	0	0
53729	Refuse Vehicle Impact	0	2,266,666	2,406,070	2,521,080
53742	Refuse Admin Fee	0	2,326,800	2,471,060	2,587,960
53743	NPDES Fee	0	1,010,000	1,072,620	1,123,360
53744	Clean Business Initiative Fee	0	50,000	53,100	55,610
53750	Residential C&D Review Fee	0	0	0	53,730
53751	Commercial C&D Review Fee	0	0	0	52,540
55600	Administrative Citations	0	0	300,000	300,000
57010	Miscellaneous Recoveries	8,952	2,352	585,270	275,000
57082	Contributions and Donations	0	0	393,500	0
57702	County Waste Importation	679,415	728,003	733,760	772,000
57993	Write Off Collections	(64,099)	0	0	0
58000	Earning On Investments	42,862	70,406	45,000	45,000
	<b>TOTAL REVENUES</b>	<b>13,528,847</b>	<b>19,209,698</b>	<b>22,089,150</b>	<b>23,290,230</b>
<b>EXPENDITURES</b>					
06917019	REFUSE INTERFUND TRANSFER	1,152,477	3,366,405	3,872,190	6,051,640
06917640	REFUSE COLLECTION SERVICE	13,394,498	15,903,885	18,194,830	19,148,120
	<b>TOTAL EXPENDITURES</b>	<b>14,546,976</b>	<b>19,270,291</b>	<b>22,067,020</b>	<b>25,199,760</b>
OPERATING EXPENSES		ACTUAL FY 21-22	ACTUAL FY 22-23	ADOPTED FY 23-24	ADOPTED FY 24-25
61000	SALARIES & BENEFITS	787,145	1,103,644	1,120,670	1,530,930
62000	CONTRACTUALS	11,578,698	13,560,898	16,175,330	16,368,390
63000	COMMODITIES	30,317	39,567	80,000	90,000
65000	FIXED CHARGES	986,080	1,145,835	800,960	1,101,200
66000	CAPITAL	0	30,653	0	2,445,200
67000	DEBT SERVICE	12,258	23,288	17,870	19,600
68000	TRANSFERS	1,152,477	3,366,405	3,872,190	3,644,440
	<b>TOTAL</b>	<b>14,546,976</b>	<b>19,270,291</b>	<b>22,067,020</b>	<b>25,199,760</b>

<b>REFUSE COLLECTION SERVICE</b>					
<b>PUBLIC WORKS</b>					<b>ACCOUNTING UNIT</b>
<b>REFUSE COLLECTION REVENUE</b>					<b>06917002</b>
<b>Account Code</b>	<b>LINE ITEM RESOURCES</b>	<b>ACTUAL FY 21-22</b>	<b>ACTUAL FY 22-23</b>	<b>ADOPTED FY 23-24</b>	<b>ADOPTED FY 24-25</b>
50052	Refuse Contract Program Surcharge	6,720	1,005	0	0
52025	State Grants-Direct	125,394	0	81,940	901,150
53718	Refuse Collection Charge	11,577,127	12,187,336	13,270,030	13,926,000
53720	Penalties & Service Charge	0	477,390	676,800	676,800
53723	NPDES Refuse Residential	186,158	0	0	0
53724	NPDES Refuse Non-Residential	966,319	89,739	0	0
53729	Refuse Vehicle Impact	0	2,266,666	2,406,070	2,521,080
53742	Refuse Admin Fee	0	2,326,800	2,471,060	2,587,960
53743	NPDES Fee	0	1,010,000	1,072,620	1,123,360
53744	Clean Business Initiative Fee	0	50,000	53,100	55,610
53750	Residential C&D Review Fee	0	0	0	53,730
53751	Commercial C&D Review Fee	0	0	0	52,540
55600	Administrative Citations	0	0	300,000	300,000
57010	Miscellaneous Recoveries	8,952	2,352	585,270	275,000
57082	Contributions and Donations	0	0	393,500	0
57702	County Waste Importation	679,415	728,003	733,760	772,000
57993	Write Off Collections	(64,099)	0	0	0
58000	Earning On Investments	42,862	70,406	45,000	45,000
	<b>SUBTOTAL REVENUES</b>	<b>13,528,847</b>	<b>19,209,698</b>	<b>22,089,150</b>	<b>23,290,230</b>
	<b>TOTAL</b>	<b>13,528,847</b>	<b>19,209,698</b>	<b>22,089,150</b>	<b>23,290,230</b>

<b>REFUSE COLLECTION SERVICE</b>					
<b>PUBLIC WORKS</b>					<b>ACCOUNTING UNIT</b>
<b>REFUSE INTERFUND TRANSFER</b>					<b>06917019</b>
<b>Account Code</b>	<b>LINE ITEM RESOURCES</b>	<b>ACTUAL FY 21-22</b>	<b>ACTUAL FY 22-23</b>	<b>ADOPTED FY 23-24</b>	<b>ADOPTED FY 24-25</b>
66220	Improvements Other Than Building	0	0	0	2,407,200
	<b>SUBTOTAL CAPITAL</b>	<b>0</b>	<b>0</b>	<b>0</b>	<b>2,407,200</b>
68000	Transfer to Fund 011	0	0	150,000	0
68000	Transfer to Fund 057	1,152,477	1,099,739	1,072,620	1,123,360
68000	Transfer to Fund 059	0	2,266,666	2,406,070	2,521,080
68000	Transfer to Fund 101	0	0	243,500	0
	<b>SUBTOTAL TRANSFERS</b>	<b>1,152,477</b>	<b>3,366,405</b>	<b>3,872,190</b>	<b>3,644,440</b>
	<b>TOTAL</b>	<b>1,152,477</b>	<b>3,366,405</b>	<b>3,872,190</b>	<b>6,051,640</b>

REFUSE COLLECTION SERVICE					
PUBLIC WORKS					ACCOUNTING UNIT
REFUSE COLLECTION SERVICE					06917640
Account Code	LINE ITEM RESOURCES	ACTUAL FY 21-22	ACTUAL FY 22-23	ADOPTED FY 23-24	ADOPTED FY 24-25
61000	Salaries Regular	483,591	633,964	705,370	994,920
61020	Salaries Part-Time	12,596	85,392	16,400	49,170
61040	Salaries Overtime	35,611	69,038	50,000	50,000
61100	Retirement-Employer Normal Cost	38,453	44,085	69,210	81,510
61102	Retirement- Employer Unfunded- Miscellaneous	97,592	102,208	80,280	89,070
61110	Part-Time Retirement	472	3,168	620	1,840
61120	Medicare Insurance	7,646	10,959	10,450	15,100
61130	Health Insurance	81,643	112,474	159,810	205,260
61170	Retiree Health Benefits	0	0	0	9,550
61180	Worker Compensation Insurance	29,540	42,356	28,530	34,510
	<b>SUBTOTAL SALARIES &amp; BENEFITS</b>	<b>787,145</b>	<b>1,103,644</b>	<b>1,120,670</b>	<b>1,530,930</b>
62010	Communications	0	700	19,190	10,000
62120	Training, Transportation, Meetings	0	825	15,000	15,000
62140	Membership, Subscription & Dues	0	0	1,000	2,500
62300	Contract Services-Professional	11,578,698	13,517,443	16,140,140	16,340,890
62302	Contracted Vendor Personnel Services	0	41,930	0	0
	<b>SUBTOTAL CONTRACTUALS</b>	<b>11,578,698</b>	<b>13,560,898</b>	<b>16,175,330</b>	<b>16,368,390</b>
63001	Miscellaneous Operating Expenses	23,525	20,653	60,000	60,000
63300	Gas & Diesel	6,791	18,915	20,000	30,000
	<b>SUBTOTAL COMMODITIES</b>	<b>30,317</b>	<b>39,567</b>	<b>80,000</b>	<b>90,000</b>
65010	Rental City Equipment	23,760	33,649	41,580	44,870
65011	Equipment Replacement Charges	8,328	6,684	4,540	6,630
65012	Accident Repair & Replacement	1,260	1,680	1,180	2,590
65040	IT Maintenance Charge	34,550	47,410	65,420	62,340
65055	Communications- Landlines	0	0	0	8,680
65100	Insurance Charges	78,120	127,067	82,150	112,950
65105	Benefits Overhead	2,200	7,765	5,150	7,150
65210	Delivery Charges	460	0	0	0
65240	Public Works Administrative Ch	676,800	676,800	369,920	467,520
65400	Indirect Costs	160,602	244,780	231,020	388,470
	<b>SUBTOTAL FIXED CHARGES</b>	<b>986,080</b>	<b>1,145,835</b>	<b>800,960</b>	<b>1,101,200</b>
66400	Machinery & Equipment	0	30,598	0	0
66511	Computer Software Subscriptions	0	55	0	38,000
	<b>SUBTOTAL CAPITAL</b>	<b>0</b>	<b>30,653</b>	<b>0</b>	<b>38,000</b>
67301	POB Principal-Misc	0	8,245	2,830	4,580
67311	POB Interest - Misc	12,258	15,043	15,040	15,020
	<b>SUBTOTAL DEBT SERVICE</b>	<b>12,258</b>	<b>23,288</b>	<b>17,870</b>	<b>19,600</b>
	<b>TOTAL</b>	<b>13,394,498</b>	<b>15,903,885</b>	<b>18,194,830</b>	<b>19,148,120</b>

<b>EQUIPMENT REPLACEMENT FUND DEPARTMENT RESOURCE SUMMARY PUBLIC WORKS</b>				
<b>ACTIVITIES</b>	<b>ACTUAL FY 21-22</b>	<b>ACTUAL FY 22-23</b>	<b>ADOPTED FY 23-24</b>	<b>ADOPTED FY 24-25</b>
<b>REVENUES</b>				
56003 Non-Enterprise ERC	1,459,772	405,457	821,700	1,242,630
56004 Enterprise ERC	1,156,306	293,356	506,300	765,610
58000 Earning On Investments	61,245	80,433	40,000	40,000
<b>TOTAL REVENUES</b>	<b>2,677,323</b>	<b>779,246</b>	<b>1,368,000</b>	<b>2,048,240</b>
<b>EXPENDITURES</b>				
07017100 EQUIPMENT REPLACEMENT	1,242,954	1,344,262	625,000	3,458,320
<b>TOTAL EXPENDITURES</b>	<b>1,242,954</b>	<b>1,344,262</b>	<b>625,000</b>	<b>3,458,320</b>
<b>OPERATING EXPENSES</b>	<b>ACTUAL FY 21-22</b>	<b>ACTUAL FY 22-23</b>	<b>ADOPTED FY 23-24</b>	<b>ADOPTED FY 24-25</b>
66000 CAPITAL	1,242,954	1,344,262	625,000	3,458,320
<b>TOTAL</b>	<b>1,242,954</b>	<b>1,344,262</b>	<b>625,000</b>	<b>3,458,320</b>



<b>EQUIPMENT REPLACEMENT FUND</b>					
<b>PUBLIC WORKS</b>					<b>ACCOUNTING UNIT</b>
<b>EQUIPMENT REPLACEMENT</b>					<b>07017002</b>
<b>Account Code</b>	<b>LINE ITEM RESOURCES</b>	<b>ACTUAL FY 21-22</b>	<b>ACTUAL FY 22-23</b>	<b>ADOPTED FY 23-24</b>	<b>ADOPTED FY 24-25</b>
56003	Non-Enterprise ERC	1,459,772	405,457	821,700	1,242,630
56004	Enterprise ERC	1,156,306	293,356	506,300	765,610
58000	Earning On Investments	61,245	80,433	40,000	40,000
	<b>SUBTOTAL REVENUES</b>	<b>2,677,323</b>	<b>779,246</b>	<b>1,368,000</b>	<b>2,048,240</b>
	<b>TOTAL</b>	<b>2,677,323</b>	<b>779,246</b>	<b>1,368,000</b>	<b>2,048,240</b>

<b>EQUIPMENT REPLACEMENT FUND</b>					
<b>PUBLIC WORKS</b>					<b>ACCOUNTING UNIT</b>
<b>EQUIPMENT REPLACEMENT</b>					<b>07017100</b>
<b>Account Code</b>	<b>LINE ITEM RESOURCES</b>	<b>ACTUAL FY 21-22</b>	<b>ACTUAL FY 22-23</b>	<b>ADOPTED FY 23-24</b>	<b>ADOPTED FY 24-25</b>
66400	Machinery & Equipment	1,242,954	1,344,262	625,000	3,458,320
	<b>SUBTOTAL CAPITAL</b>	<b>1,242,954</b>	<b>1,344,262</b>	<b>625,000</b>	<b>3,458,320</b>
	<b>TOTAL</b>	<b>1,242,954</b>	<b>1,344,262</b>	<b>625,000</b>	<b>3,458,320</b>

<b>BUILDING MAINT FUND</b>				
<b>DEPARTMENT RESOURCE SUMMARY</b>				
<b>PUBLIC WORKS</b>				
<b>ACTIVITIES</b>	<b>ACTUAL FY 21-22</b>	<b>ACTUAL FY 22-23</b>	<b>ADOPTED FY 23-24</b>	<b>ADOPTED FY 24-25</b>
<b>REVENUES</b>				
52001 Federal Grant-Indirect	0	371,091	0	0
56101 Newhope Branch Library	62,700	76,260	76,260	84,550
56102 Rental Charge City Department	1,356,450	1,649,970	1,649,970	1,360,090
56103 Rental New Corporate Yard	743,330	904,090	904,090	1,278,200
56104 Rental El Salvador Building	68,000	82,710	82,710	98,700
56105 Rental Jerome Building	148,310	180,380	180,380	215,220
56106 Rental City Hall Annex Building	1,032,240	1,255,480	1,255,480	1,204,870
56107 Rental Santa Anita Building	19,300	23,470	23,470	28,020
56108 Rental Senior Citizen Center Building	65,900	80,160	80,160	95,640
56109 Rental Police Facility	722,220	878,420	878,420	1,395,770
56110 Rental Library Building	277,710	337,770	337,770	374,490
56111 Rental Corbin Center Building	48,300	58,750	58,750	70,090
56112 Rental Police Sub Station	7,000	8,510	8,510	13,520
56113 Rental-Southwest Senior Center	71,600	87,090	87,090	103,910
57990 Miscellaneous Income	2,203	3,217	0	0
58000 Earning On Investments	18,407	21,504	0	0
59000-011 Transfer From Fund 011	2,500,000	0	0	0
<b>TOTAL REVENUES</b>	<b>7,143,670</b>	<b>6,018,872</b>	<b>5,623,060</b>	<b>6,323,070</b>
<b>EXPENDITURES</b>				
07317100 BLDG MAINTENANCE	5,213,429	5,885,392	5,082,380	5,791,190
07317101 CUSTODIAL	520,415	731,578	774,400	790,280
<b>TOTAL EXPENDITURES</b>	<b>5,733,843</b>	<b>6,616,970</b>	<b>5,856,780</b>	<b>6,581,470</b>
<b>OPERATING EXPENSES</b>	<b>ACTUAL FY 21-22</b>	<b>ACTUAL FY 22-23</b>	<b>ADOPTED FY 23-24</b>	<b>ADOPTED FY 24-25</b>
61000 SALARIES & BENEFITS	2,162,678	2,023,325	2,032,810	2,232,330
62000 CONTRACTUALS	2,577,024	3,357,211	2,665,330	2,906,550
63000 COMMODITIES	133,008	161,167	128,400	128,400
65000 FIXED CHARGES	715,910	861,645	846,830	1,121,140
67000 DEBT SERVICE	145,224	213,623	183,410	193,050
<b>TOTAL</b>	<b>5,733,843</b>	<b>6,616,970</b>	<b>5,856,780</b>	<b>6,581,470</b>

<b>BUILDING MAINT FUND</b>					
<b>PUBLIC WORKS</b>				<b>ACCOUNTING UNIT</b>	
<b>PWA-BLDG MAINTENANCE</b>				<b>07317002</b>	
<b>Account Code</b>	<b>LINE ITEM RESOURCES</b>	<b>ACTUAL FY 21-22</b>	<b>ACTUAL FY 22-23</b>	<b>ADOPTED FY 23-24</b>	<b>ADOPTED FY 24-25</b>
52001	Federal Grant-Indirect	0	371,091	0	0
56101	Newhope Branch Library	62,700	76,260	76,260	84,550
56102	Rental Charge City Department	1,356,450	1,649,970	1,649,970	1,360,090
56103	Rental New Corporate Yard	743,330	904,090	904,090	1,278,200
56104	Rental El Salvador Building	68,000	82,710	82,710	98,700
56105	Rental Jerome Building	148,310	180,380	180,380	215,220
56106	Rental City Hall Annex Building	1,032,240	1,255,480	1,255,480	1,204,870
56107	Rental Santa Anita Building	19,300	23,470	23,470	28,020
56108	Rental Senior Citizen Center Building	65,900	80,160	80,160	95,640
56109	Rental Police Facility	722,220	878,420	878,420	1,395,770
56110	Rental Library Building	277,710	337,770	337,770	374,490
56111	Rental Corbin Center Building	48,300	58,750	58,750	70,090
56112	Rental Police Sub Station	7,000	8,510	8,510	13,520
56113	Rental-Southwest Senior Center	71,600	87,090	87,090	103,910
57990	Miscellaneous Income	2,203	3,217	0	0
58000	Earning On Investments	18,407	21,504	0	0
59000	Transfer From Fund 011	2,500,000	0	0	0
<b>SUBTOTAL REVENUES</b>		<b>7,143,670</b>	<b>6,018,872</b>	<b>5,623,060</b>	<b>6,323,070</b>
<b>TOTAL</b>		<b>7,143,670</b>	<b>6,018,872</b>	<b>5,623,060</b>	<b>6,323,070</b>

<b>BUILDING MAINT FUND</b>					
<b>PUBLIC WORKS</b>					<b>ACCOUNTING UNIT</b>
<b>BLDG MAINTENANCE</b>					<b>07317100</b>
<b>Account Code</b>	<b>LINE ITEM RESOURCES</b>	<b>ACTUAL FY 21-22</b>	<b>ACTUAL FY 22-23</b>	<b>ADOPTED FY 23-24</b>	<b>ADOPTED FY 24-25</b>
61000	Salaries Regular	1,135,770	1,232,253	1,256,090	1,365,460
61010	Salaries Cash Out/Separation	21,761	4,940	10,600	10,600
61020	Salaries Part-Time	28,831	14,036	18,720	18,720
61040	Salaries Overtime	33,789	46,799	25,750	25,750
61100	Retirement-Employer Normal Cost	91,554	90,065	116,160	128,380
61102	Retirement- Employer Unfunded- Miscellaneous	418,257	208,808	176,390	194,720
61110	Part-Time Retirement	1,081	515	700	700
61120	Medicare Insurance	17,335	18,009	18,440	20,030
61130	Health Insurance	225,214	253,088	295,340	333,360
61170	Retiree Health Benefits	1,310	1,852	1,930	13,280
61180	Worker Compensation Insurance	57,470	73,246	66,960	59,820
	<b>SUBTOTAL SALARIES &amp; BENEFITS</b>	<b>2,032,371</b>	<b>1,943,610</b>	<b>1,987,080</b>	<b>2,170,820</b>
62000	Utilities	1,062,586	1,361,139	1,013,800	1,266,110
62010	Communications	73,464	26,569	17,350	6,260
62120	Training, Transportation, Meetings	0	2,635	5,000	5,720
62140	Membership, Subscription & Dues	0	928	1,000	280
62251	Other Agency Services	38,817	36,155	38,630	38,630
62300	Contract Services-Professional	1,041,929	1,314,186	909,050	479,320
62320	Maintenance & Repair Buildings	17,281	31,769	0	429,730
	<b>SUBTOTAL CONTRACTUALS</b>	<b>2,234,077</b>	<b>2,773,383</b>	<b>1,984,830</b>	<b>2,226,050</b>
63001	Miscellaneous Operating Expenses	124,488	144,439	68,400	68,400
63200	Operating Materials & Supplies	0	0	50,000	50,450
63300	Gas & Diesel	5,189	4,430	5,400	4,950
	<b>SUBTOTAL COMMODITIES</b>	<b>129,678</b>	<b>148,870</b>	<b>123,800</b>	<b>123,800</b>
65010	Rental City Equipment	44,040	51,362	37,630	40,610
65011	Equipment Replacement Charges	1,380	345	750	3,410
65012	Accident Repair & Replacement	1,493	1,464	1,840	4,030
65040	IT Maintenance Charge	73,120	77,080	86,070	89,830
65055	Communications- Landlines	0	0	0	12,510
65100	Insurance Charges	151,970	219,738	192,820	195,720
65105	Benefits Overhead	4,310	13,429	12,080	12,390
65210	Delivery Charges	1,300	0	0	0
65240	Public Works Administrative Ch	57,500	57,500	63,090	194,490
65400	Indirect Costs	344,219	398,767	419,560	536,080
	<b>SUBTOTAL FIXED CHARGES</b>	<b>679,332</b>	<b>819,684</b>	<b>813,840</b>	<b>1,089,070</b>
67003	Loan Payment-OBF	76,978	83,976	83,950	83,950
67301	POB Principal-Misc	0	41,022	14,060	22,780
67311	POB Interest - Misc	60,993	74,847	74,820	74,720
	<b>SUBTOTAL DEBT SERVICE</b>	<b>137,971</b>	<b>199,845</b>	<b>172,830</b>	<b>181,450</b>
	<b>TOTAL</b>	<b>5,213,429</b>	<b>5,885,392</b>	<b>5,082,380</b>	<b>5,791,190</b>

<b>BUILDING MAINT FUND</b>					
<b>PUBLIC WORKS</b>					<b>ACCOUNTING UNIT</b>
<b>CUSTODIAL</b>					<b>07317101</b>
<b>Account Code</b>	<b>LINE ITEM RESOURCES</b>	<b>ACTUAL FY 21-22</b>	<b>ACTUAL FY 22-23</b>	<b>ADOPTED FY 23-24</b>	<b>ADOPTED FY 24-25</b>
61000	Salaries Regular	21,652	11,137	0	0
61010	Salaries Cash Out/Separation	1,165	0	0	0
61020	Salaries Part-Time	50,233	54,494	36,170	55,480
61040	Salaries Overtime	2,502	281	0	0
61100	Retirement-Employer Normal Cost	2,067	1,170	0	0
61102	Retirement- Employer Unfunded- Miscellaneous	42,390	2,712	3,550	0
61110	Part-Time Retirement	1,884	1,969	1,360	2,080
61120	Medicare Insurance	1,088	973	520	800
61130	Health Insurance	5,006	3,082	0	0
61170	Retiree Health Benefits	8	0	0	0
61180	Worker Compensation Insurance	2,310	3,898	4,130	3,150
	<b>SUBTOTAL SALARIES &amp; BENEFITS</b>	<b>130,307</b>	<b>79,714</b>	<b>45,730</b>	<b>61,510</b>
62300	Contract Services-Professional	(65,490)	0	0	0
62310	Janitorial & Housekeeping	408,437	583,828	680,500	680,500
	<b>SUBTOTAL CONTRACTUALS</b>	<b>342,947</b>	<b>583,828</b>	<b>680,500</b>	<b>680,500</b>
63001	Miscellaneous Operating Expenses	3,330	12,297	4,600	4,600
	<b>SUBTOTAL COMMODITIES</b>	<b>3,330</b>	<b>12,297</b>	<b>4,600</b>	<b>4,600</b>
65040	IT Maintenance Charge	1,150	1,230	0	0
65100	Insurance Charges	6,100	11,695	11,900	10,310
65105	Benefits Overhead	80	715	750	650
65210	Delivery Charges	170	0	0	0
65240	Public Works Administrative Ch	7,900	7,900	8,670	0
65400	Indirect Costs	21,178	20,421	11,670	21,110
	<b>SUBTOTAL FIXED CHARGES</b>	<b>36,578</b>	<b>41,961</b>	<b>32,990</b>	<b>32,070</b>
67301	POB Principal-Misc	0	4,878	1,680	2,710
67311	POB Interest - Misc	7,253	8,900	8,900	8,890
	<b>SUBTOTAL DEBT SERVICE</b>	<b>7,253</b>	<b>13,778</b>	<b>10,580</b>	<b>11,600</b>
	<b>TOTAL</b>	<b>520,415</b>	<b>731,578</b>	<b>774,400</b>	<b>790,280</b>

<b>CIVIC CENTER MAINTENANCE DEPARTMENT RESOURCE SUMMARY PUBLIC WORKS</b>				
<b>ACTIVITIES</b>	<b>ACTUAL FY 21-22</b>	<b>ACTUAL FY 22-23</b>	<b>ADOPTED FY 23-24</b>	<b>ADOPTED FY 24-25</b>
<b>REVENUES</b>				
53322 Civic Center Project Charges	0	34,634	0	100,000
53323 Civic Center Maintenance Charges	0	1,739,210	1,978,250	2,043,500
53324 Civic Center Police Security	0	1,455,978	1,630,000	0
59000-011 Transfer From Fund 011	0	600,000	1,182,400	0
<b>TOTAL REVENUES</b>	<b>0</b>	<b>3,829,821</b>	<b>4,790,650</b>	<b>2,143,500</b>
<b>EXPENDITURES</b>				
07417655 CIVIC CENTER MAINTENANCE	0	1,652,321	1,953,060	2,143,500
07417656 CIVIC CENTER AUTHORITY	0	600,000	600,000	0
<b>TOTAL EXPENDITURES</b>	<b>0</b>	<b>2,252,321</b>	<b>2,553,060</b>	<b>2,143,500</b>
<b>OPERATING EXPENSES</b>	<b>ACTUAL FY 21-22</b>	<b>ACTUAL FY 22-23</b>	<b>ADOPTED FY 23-24</b>	<b>ADOPTED FY 24-25</b>
61000 SALARIES & BENEFITS	0	100,437	379,430	428,300
62000 CONTRACTUALS	0	1,449,804	1,386,140	1,426,070
63000 COMMODITIES	0	14,355	54,000	30,500
65000 FIXED CHARGES	0	58,840	107,680	147,530
66000 CAPITAL	0	0	0	100,000
67000 DEBT SERVICE	0	15,690	15,690	0
68000 TRANSFERS	0	13,195	10,120	11,100
69000 MISCELLANEOUS	0	600,000	600,000	0
<b>TOTAL</b>	<b>0</b>	<b>2,252,321</b>	<b>2,553,060</b>	<b>2,143,500</b>

<b>CIVIC CENTER MAINTENANCE</b>				
<b>PUBLIC WORKS</b>				<b>ACCOUNTING UNIT</b>
<b>NON-DEPARTMENT CIVIC CENTER</b>				<b>07417002</b>
<b>Account Code</b>	<b>LINE ITEM RESOURCES</b>	<b>ACTUAL FY 21-22</b>	<b>ACTUAL FY 22-23</b>	<b>ADOPTED FY 23-24</b>
53322	Civic Center Project Charges	0	34,634	0
53323	Civic Center Maintenance Charges	0	1,739,210	1,978,250
53324	Civic Center Police Security	0	1,455,978	1,630,000
59000	Transfer From Fund 011	0	600,000	1,182,400
	<b>SUBTOTAL REVENUES</b>	<b>0</b>	<b>3,829,821</b>	<b>4,790,650</b>
	<b>TOTAL</b>	<b>0</b>	<b>3,829,821</b>	<b>4,790,650</b>



<b>CIVIC CENTER MAINTENANCE</b>					
<b>PUBLIC WORKS</b>					<b>ACCOUNTING UNIT</b>
<b>CIVIC CENTER MAINTENANCE</b>					<b>07417655</b>
<b>Account Code</b>	<b>LINE ITEM RESOURCES</b>	<b>ACTUAL FY 21-22</b>	<b>ACTUAL FY 22-23</b>	<b>ADOPTED FY 23-24</b>	<b>ADOPTED FY 24-25</b>
61000	Salaries Regular	0	57,747	241,730	268,200
61100	Retirement-Employer Normal Cost	0	6,147	30,340	32,780
61102	Retirement- Employer Unfunded- Miscellaneous	0	14,251	12,010	28,580
61120	Medicare Insurance	0	909	3,510	3,890
61130	Health Insurance	0	18,113	91,800	89,400
61170	Retiree Health Benefits	0	0	0	2,680
61180	Worker Compensation Insurance	0	3,269	40	2,770
	<b>SUBTOTAL SALARIES &amp; BENEFITS</b>	<b>0</b>	<b>100,437</b>	<b>379,430</b>	<b>428,300</b>
62000	Utilities	0	268,107	300,000	300,000
62010	Communications	0	3,275	4,590	3,280
62320	Maintenance & Repair Buildings	0	1,178,423	1,081,550	1,122,790
	<b>SUBTOTAL CONTRACTUALS</b>	<b>0</b>	<b>1,449,804</b>	<b>1,386,140</b>	<b>1,426,070</b>
63200	Operating Materials & Supplies	0	7,952	50,000	30,000
63300	Gas & Diesel	0	6,402	4,000	500
	<b>SUBTOTAL COMMODITIES</b>	<b>0</b>	<b>14,355</b>	<b>54,000</b>	<b>30,500</b>
65010	Rental City Equipment	0	6,672	5,660	6,110
65012	Accident Repair & Replacement	0	126	1,230	2,700
65040	IT Maintenance Charge	0	22,310	22,750	23,750
65055	Communications- Landlines	0	0	0	3,310
65100	Insurance Charges	0	9,807	50	9,070
65105	Benefits Overhead	0	599	10	570
65400	Indirect Costs	0	19,325	77,980	102,020
	<b>SUBTOTAL FIXED CHARGES</b>	<b>0</b>	<b>58,840</b>	<b>107,680</b>	<b>147,530</b>
66220	Improvements Other Than Building	0	0	0	100,000
	<b>SUBTOTAL CAPITAL</b>	<b>0</b>	<b>0</b>	<b>0</b>	<b>100,000</b>
67003	Loan Payment-OBF	0	15,690	15,690	0
	<b>SUBTOTAL DEBT SERVICE</b>	<b>0</b>	<b>15,690</b>	<b>15,690</b>	<b>0</b>
68001	POB Misc Xfer to Fund 406	0	13,195	10,120	11,100
	<b>SUBTOTAL TRANSFERS</b>	<b>0</b>	<b>13,195</b>	<b>10,120</b>	<b>11,100</b>
	<b>TOTAL</b>	<b>0</b>	<b>1,652,321</b>	<b>1,953,060</b>	<b>2,143,500</b>

<b>CIVIC CENTER MAINTENANCE</b>				
<b>PUBLIC WORKS</b>				<b>ACCOUNTING UNIT</b>
<b>CIVIC CENTER AUTHORITY</b>				<b>07417656</b>
<b>Account Code</b>	<b>LINE ITEM RESOURCES</b>	<b>ACTUAL FY 21-22</b>	<b>ACTUAL FY 22-23</b>	<b>ADOPTED FY 23-24</b>
69135	Payment to Subagent	0	600,000	600,000
	<b>SUBTOTAL MISCELLANEOUS</b>	<b>0</b>	<b>600,000</b>	<b>600,000</b>
	<b>TOTAL</b>	<b>0</b>	<b>600,000</b>	<b>600,000</b>

<b>FLEET MAINTENANCE DEPARTMENT RESOURCE SUMMARY PUBLIC WORKS</b>				
<b>ACTIVITIES</b>	<b>ACTUAL FY 21-22</b>	<b>ACTUAL FY 22-23</b>	<b>ADOPTED FY 23-24</b>	<b>ADOPTED FY 24-25</b>
<b>REVENUES</b>				
53902 Misc Service Charge	251,917	605,932	156,000	110,000
56000 Charges To Departments	4,194,159	4,769,481	5,021,230	5,341,020
56006 Accident Repair & Replacement	295,719	313,018	250,940	550,940
57000 Expense Reimbursement	8,689	15,148	15,600	2,800
57972 Sale of Equipment	99,608	193,456	140,200	115,000
57973 Sale of CNG-Compress Natural Gas	36,907	0	0	0
58000 Earning On Investments	5,431	5,106	7,340	7,340
59000-011 Transfer From Fund 011	1,500,000	0	0	0
<b>TOTAL REVENUES</b>	<b>6,392,429</b>	<b>5,902,140</b>	<b>5,591,310</b>	<b>6,127,100</b>
<b>EXPENDITURES</b>				
07517100 EQUIP MAINT-GARAGE OPERATION	5,767,119	5,942,750	6,018,270	6,780,320
07517101 EQUIP REPLACEMENT	2,400	2,400	3,180	3,180
<b>TOTAL EXPENDITURES</b>	<b>5,769,519</b>	<b>5,945,150</b>	<b>6,021,450</b>	<b>6,783,500</b>
<b>OPERATING EXPENSES</b>	<b>ACTUAL FY 21-22</b>	<b>ACTUAL FY 22-23</b>	<b>ADOPTED FY 23-24</b>	<b>ADOPTED FY 24-25</b>
61000 SALARIES & BENEFITS	2,987,707	2,690,659	2,824,160	3,197,350
62000 CONTRACTUALS	490,085	812,487	643,590	679,970
63000 COMMODITIES	661,874	683,868	680,250	625,250
65000 FIXED CHARGES	1,552,557	1,614,539	1,751,970	2,142,830
66000 CAPITAL	0	0	14,100	14,100
67000 DEBT SERVICE	73,692	139,993	107,380	124,000
68000 TRANSFERS	3,605	3,605	0	0
<b>TOTAL</b>	<b>5,769,519</b>	<b>5,945,150</b>	<b>6,021,450</b>	<b>6,783,500</b>

<b>FLEET MAINTENANCE</b>					
<b>PUBLIC WORKS</b>				<b>ACCOUNTING UNIT</b>	
<b>FLEET MAINTENANCE</b>				<b>07517002</b>	
<b>Account Code</b>	<b>LINE ITEM RESOURCES</b>	<b>ACTUAL FY 21-22</b>	<b>ACTUAL FY 22-23</b>	<b>ADOPTED FY 23-24</b>	<b>ADOPTED FY 24-25</b>
53902	Misc Service Charge	251,917	605,932	156,000	110,000
56000	Charges To Departments	4,194,159	4,769,481	5,021,230	5,341,020
56006	Accident Repair & Replacement	295,719	313,018	250,940	550,940
57000	Expense Reimbursement	8,689	15,148	15,600	2,800
57972	Sale of Equipment	99,608	193,456	140,200	115,000
57973	Sale of CNG-Compress Natural Gas	36,907	0	0	0
58000	Earning On Investments	5,431	5,106	7,340	7,340
59000	Transfer From Fund 011	1,500,000	0	0	0
	<b>SUBTOTAL REVENUES</b>	<b>6,392,429</b>	<b>5,902,140</b>	<b>5,591,310</b>	<b>6,127,100</b>
	<b>TOTAL</b>	<b>6,392,429</b>	<b>5,902,140</b>	<b>5,591,310</b>	<b>6,127,100</b>

<b>FLEET MAINTENANCE</b>					
<b>PUBLIC WORKS</b>				<b>ACCOUNTING UNIT</b>	
<b>EQUIP MAINT-GARAGE OPERATION</b>				<b>07517100</b>	
<b>Account Code</b>	<b>LINE ITEM RESOURCES</b>	<b>ACTUAL FY 21-22</b>	<b>ACTUAL FY 22-23</b>	<b>ADOPTED FY 23-24</b>	<b>ADOPTED FY 24-25</b>
61000	Salaries Regular	1,785,858	1,804,103	1,972,690	2,145,130
61010	Salaries Cash Out/Separation	33,789	36,560	0	106,330
61020	Salaries Part-Time	28,911	20,460	36,720	22,060
61040	Salaries Overtime	95,217	111,575	10,000	10,000
61100	Retirement-Employer Normal Cost	108,922	95,703	147,650	160,820
61102	Retirement- Employer Unfunded- Miscellaneous	513,128	221,877	175,170	216,800
61110	Part-Time Retirement	685	756	1,380	830
61120	Medicare Insurance	26,895	26,545	29,030	31,310
61130	Health Insurance	274,111	263,511	344,900	396,070
61170	Retiree Health Benefits	1,421	2,244	2,270	20,480
61180	Worker Compensation Insurance	118,770	107,324	104,350	87,520
	<b>SUBTOTAL SALARIES &amp; BENEFITS</b>	<b>2,987,707</b>	<b>2,690,659</b>	<b>2,824,160</b>	<b>3,197,350</b>
62010	Communications	22,166	22,419	24,490	2,700
62120	Training, Transportation, Meetings	7,574	10,031	7,000	32,960
62140	Membership, Subscription & Dues	5,438	16,447	5,000	4,250
62251	Other Agency Services	3,120	891	2,100	1,620
62300	Contract Services-Professional	58,543	133,962	100,000	112,570
62322	Maintenance & Repair Machinery	393,245	628,736	505,000	525,870
	<b>SUBTOTAL CONTRACTUALS</b>	<b>490,085</b>	<b>812,487</b>	<b>643,590</b>	<b>679,970</b>
63001	Miscellaneous Operating Expenses	25,733	30,104	90,000	24,930
63101	Tool Allowances	7,786	16,086	14,300	16,500
63202	Operating Materials & Supplies	543,560	609,240	564,500	569,950
63300	Gas & Diesel	41,236	14,004	11,450	13,870
63301	Alternative Fuel-CNG	43,559	14,433	0	0
	<b>SUBTOTAL COMMODITIES</b>	<b>661,874</b>	<b>683,868</b>	<b>680,250</b>	<b>625,250</b>
65012	Accident Repair & Replacement	0	0	2,140	4,690
65020	City Yard Rental	488,460	488,460	588,870	646,340
65040	IT Maintenance Charge	131,850	124,260	121,510	126,810
65055	Communications- Landlines	0	0	0	17,660
65100	Insurance Charges	314,070	321,972	300,470	286,490
65105	Benefits Overhead	6,790	19,676	18,820	18,140
65210	Delivery Charges	2,310	0	0	0
65240	Public Works Administrative Ch	61,700	61,700	65,520	211,320
65400	Indirect Costs	544,977	596,071	651,460	828,200
	<b>SUBTOTAL FIXED CHARGES</b>	<b>1,550,157</b>	<b>1,612,139</b>	<b>1,748,790</b>	<b>2,139,650</b>
66511	Computer Software Subscriptions	0	0	14,100	14,100
	<b>SUBTOTAL CAPITAL</b>	<b>0</b>	<b>0</b>	<b>14,100</b>	<b>14,100</b>
67200	Principal-Leases	0	0	0	6,210
67301	POB Principal-Misc	0	49,563	16,990	27,520
67311	POB Interest - Misc	73,692	90,430	90,390	90,270
	<b>SUBTOTAL DEBT SERVICE</b>	<b>73,692</b>	<b>139,993</b>	<b>107,380</b>	<b>124,000</b>
68000	Transfer to Fund 051	3,605	3,605	0	0
	<b>SUBTOTAL TRANSFERS</b>	<b>3,605</b>	<b>3,605</b>	<b>0</b>	<b>0</b>
	<b>TOTAL</b>	<b>5,767,119</b>	<b>5,942,750</b>	<b>6,018,270</b>	<b>6,780,320</b>

<b>FLEET MAINTENANCE</b>					
<b>PUBLIC WORKS</b>					<b>ACCOUNTING UNIT</b>
<b>EQUIP REPLACEMENT</b>					<b>07517101</b>
Account Code	LINE ITEM RESOURCES	ACTUAL FY 21-22	ACTUAL FY 22-23	ADOPTED FY 23-24	ADOPTED FY 24-25
65240	Public Works Administrative Ch	2,400	2,400	3,180	3,180
	<b>SUBTOTAL FIXED CHARGES</b>	<b>2,400</b>	<b>2,400</b>	<b>3,180</b>	<b>3,180</b>
	<b>TOTAL</b>	<b>2,400</b>	<b>2,400</b>	<b>3,180</b>	<b>3,180</b>

<b>STORES &amp; PROPERTY CONTROL DEPARTMENT RESOURCE SUMMARY PUBLIC WORKS</b>				
<b>ACTIVITIES</b>	<b>ACTUAL FY 21-22</b>	<b>ACTUAL FY 22-23</b>	<b>ADOPTED FY 23-24</b>	<b>ADOPTED FY 24-25</b>
<b>REVENUES</b>				
56000 Charges To Departments	677,372	0	0	0
56001 Gas & Diesel Dept Charge Back	1,470,400	1,664,260	1,483,600	0
56002 Store Administrative Charge Back	270,999	233,357	495,500	0
57010 Miscellaneous Recoveries	7,818	1,394	5,000	0
57082 Contributions and Donations	0	328	0	0
57972 Sale of Equipment	23,456	50,147	25,000	0
57973 Sale of CNG-Compress Natural Gas	0	86,844	50,000	0
57974 Sale of Propane	3,804	44,206	2,000	0
58000 Earning On Investments	0	0	10,000	0
<b>TOTAL REVENUES</b>	<b>2,453,849</b>	<b>2,080,535</b>	<b>2,071,100</b>	<b>0</b>
<b>EXPENDITURES</b>				
07617102 STORES & PROPERTY CONTROL	1,965,362	2,159,193	2,014,660	0
<b>TOTAL EXPENDITURES</b>	<b>1,965,362</b>	<b>2,159,193</b>	<b>2,014,660</b>	<b>0</b>
<b>OPERATING EXPENSES</b>	<b>ACTUAL FY 21-22</b>	<b>ACTUAL FY 22-23</b>	<b>ADOPTED FY 23-24</b>	<b>ADOPTED FY 24-25</b>
61000 SALARIES & BENEFITS	309,162	155,462	314,930	0
62000 CONTRACTUALS	48,448	132,796	211,810	0
63000 COMMODITIES	1,244,315	1,513,639	1,063,610	0
65000 FIXED CHARGES	353,095	318,204	409,230	0
66000 CAPITAL	0	19,447	0	0
67000 DEBT SERVICE	10,341	19,645	15,080	0
<b>TOTAL</b>	<b>1,965,362</b>	<b>2,159,193</b>	<b>2,014,660</b>	<b>0</b>

<b>STORES &amp; PROPERTY CONTROL</b>					
<b>PUBLIC WORKS</b>				<b>ACCOUNTING UNIT</b>	
<b>STORES &amp; PROPERTY CONTROL</b>				<b>07617002</b>	
<b>Account Code</b>	<b>LINE ITEM RESOURCES</b>	<b>ACTUAL FY 21-22</b>	<b>ACTUAL FY 22-23</b>	<b>ADOPTED FY 23-24</b>	<b>ADOPTED FY 24-25</b>
56000	Charges To Departments	677,372	0	0	0
56001	Gas & Diesel Dept Charge Back	1,470,400	1,664,260	1,483,600	0
56002	Store Administrative Charge Back	270,999	233,357	495,500	0
57010	Miscellaneous Recoveries	7,818	1,394	5,000	0
57082	Contributions and Donations	0	328	0	0
57972	Sale of Equipment	23,456	50,147	25,000	0
57973	Sale of CNG-Compress Natural Gas	0	86,844	50,000	0
57974	Sale of Propane	3,804	44,206	2,000	0
58000	Earning On Investments	0	0	10,000	0
	<b>SUBTOTAL REVENUES</b>	<b>2,453,849</b>	<b>2,080,535</b>	<b>2,071,100</b>	<b>0</b>
	<b>TOTAL</b>	<b>2,453,849</b>	<b>2,080,535</b>	<b>2,071,100</b>	<b>0</b>



<b>STORES &amp; PROPERTY CONTROL</b>					
<b>PUBLIC WORKS</b>					<b>ACCOUNTING UNIT</b>
<b>STORES &amp; PROPERTY CONTROL</b>					<b>07617102</b>
<b>Account Code</b>	<b>LINE ITEM RESOURCES</b>	<b>ACTUAL FY 21-22</b>	<b>ACTUAL FY 22-23</b>	<b>ADOPTED FY 23-24</b>	<b>ADOPTED FY 24-25</b>
61000	Salaries Regular	149,507	79,868	166,630	0
61010	Salaries Cash Out/Separation	2,913	0	0	0
61020	Salaries Part-Time	25,991	21,292	21,000	0
61040	Salaries Overtime	8,253	6,002	15,000	0
61100	Retirement-Employer Normal Cost	14,520	8,018	20,900	0
61102	Retirement- Employer Unfunded- Miscellaneous	74,098	18,588	21,420	0
61110	Part-Time Retirement	975	787	790	0
61120	Medicare Insurance	2,616	1,457	2,720	0
61130	Health Insurance	19,260	13,625	56,380	0
61170	Retiree Health Benefits	88	0	0	0
61180	Worker Compensation Insurance	10,940	5,826	10,090	0
	<b>SUBTOTAL SALARIES &amp; BENEFITS</b>	<b>309,162</b>	<b>155,462</b>	<b>314,930</b>	<b>0</b>
62010	Communications	1,169	579	4,110	0
62120	Training, Transportation, Meetings	0	110	3,000	0
62300	Contract Services-Professional	47,279	132,107	204,700	0
	<b>SUBTOTAL CONTRACTUALS</b>	<b>48,448</b>	<b>132,796</b>	<b>211,810</b>	<b>0</b>
63001	Miscellaneous Operating Expenses	33,743	46,295	43,610	0
63300	Gas & Diesel	1,195,717	1,397,230	950,000	0
63301	Alternative Fuel-CNG	0	27,194	0	0
63302	Alternative Fuel-Propane	14,856	42,920	70,000	0
	<b>SUBTOTAL COMMODITIES</b>	<b>1,244,315</b>	<b>1,513,639</b>	<b>1,063,610</b>	<b>0</b>
65010	Rental City Equipment	18,464	14,866	7,290	0
65012	Accident Repair & Replacement	363	363	0	0
65020	City Yard Rental	221,080	221,080	266,530	0
65040	IT Maintenance Charge	10,650	10,320	13,940	0
65100	Insurance Charges	28,930	17,479	29,060	0
65105	Benefits Overhead	470	1,068	1,820	0
65210	Delivery Charges	290	0	0	0
65240	Public Works Administrative Ch	20,100	20,100	25,220	0
65400	Indirect Costs	52,748	32,928	65,370	0
	<b>SUBTOTAL FIXED CHARGES</b>	<b>353,095</b>	<b>318,204</b>	<b>409,230</b>	<b>0</b>
66400	Machinery & Equipment	0	19,447	0	0
	<b>SUBTOTAL CAPITAL</b>	<b>0</b>	<b>19,447</b>	<b>0</b>	<b>0</b>
67301	POB Principal-Misc	0	6,955	2,390	0
67311	POB Interest - Misc	10,341	12,690	12,690	0
	<b>SUBTOTAL DEBT SERVICE</b>	<b>10,341</b>	<b>19,645</b>	<b>15,080</b>	<b>0</b>
	<b>TOTAL</b>	<b>1,965,362</b>	<b>2,159,193</b>	<b>2,014,660</b>	<b>0</b>

**CITY YARD OPERATION  
DEPARTMENT RESOURCE SUMMARY**

**PUBLIC WORKS**

ACTIVITIES		ACTUAL FY 21-22	ACTUAL FY 22-23	ADOPTED FY 23-24	ADOPTED FY 24-25
<b>REVENUES</b>					
53739	Rental-Serco	8,910	9,720	9,700	9,700
53804	Parking Meter & Facilities Revenue	13,760	13,760	13,800	18,200
53826	Rental-Aldridge Group	30,028	27,500	30,000	30,000
56001	Gas & Diesel Dept Charge Back	0	0	0	1,560,000
56115	Rental Corporate Yard - PD	15,600	15,600	15,600	20,650
56200	Fleet Maintenance	488,460	488,460	488,500	646,340
56201	Traffic Signal Maintenance	7,780	7,780	7,800	10,300
56203	Roadway Cleaning	107,560	107,560	107,600	142,330
56204	Street Tree	25,620	25,620	25,600	33,910
56205	Park Maintenance	107,560	107,560	107,600	142,330
56206	Store	221,080	221,080	221,100	292,540
56207	Water Maintenance	228,770	228,770	228,800	302,720
57010	Miscellaneous Recoveries	975	750	208,090	1,000
57973	Sale of CNG-Compress Natural Gas	0	0	0	50,000
58000	Earning On Investments	589	0	2,000	0
	<b>TOTAL REVENUES</b>	<b>1,256,692</b>	<b>1,254,160</b>	<b>1,466,190</b>	<b>3,260,020</b>
<b>EXPENDITURES</b>					
08517138	CITY YARD OPERATIONS	1,411,969	1,771,409	1,587,040	3,061,190
	<b>TOTAL EXPENDITURES</b>	<b>1,411,969</b>	<b>1,771,409</b>	<b>1,587,040</b>	<b>3,061,190</b>
OPERATING EXPENSES		ACTUAL FY 21-22	ACTUAL FY 22-23	ADOPTED FY 23-24	ADOPTED FY 24-25
61000	SALARIES & BENEFITS	77,569	55,947	71,560	75,060
62000	CONTRACTUALS	318,307	512,120	286,630	296,750
63000	COMMODITIES	18,678	11,112	23,110	1,323,110
65000	FIXED CHARGES	996,561	1,190,606	1,204,490	1,364,900
67000	DEBT SERVICE	855	1,624	1,250	1,370
	<b>TOTAL</b>	<b>1,411,969</b>	<b>1,771,409</b>	<b>1,587,040</b>	<b>3,061,190</b>

<b>CITY YARD OPERATION</b>					
<b>PUBLIC WORKS</b>					<b>ACCOUNTING UNIT</b>
<b>CITY YARD OPERATIONS REVENUE</b>					<b>08517002</b>
<b>Account Code</b>	<b>LINE ITEM RESOURCES</b>	<b>ACTUAL FY 21-22</b>	<b>ACTUAL FY 22-23</b>	<b>ADOPTED FY 23-24</b>	<b>ADOPTED FY 24-25</b>
53739	Rental-Serco	8,910	9,720	9,700	9,700
53804	Parking Meter & Facilities Revenue	13,760	13,760	13,800	18,200
53826	Rental-Aldridge Group	30,028	27,500	30,000	30,000
56001	Gas & Diesel Dept Charge Back	0	0	0	1,560,000
56115	Rental Corporate Yard - PD	15,600	15,600	15,600	20,650
56200	Fleet Maintenance	488,460	488,460	488,500	646,340
56201	Traffic Signal Maintenance	7,780	7,780	7,800	10,300
56203	Roadway Cleaning	107,560	107,560	107,600	142,330
56204	Street Tree	25,620	25,620	25,600	33,910
56205	Park Maintenance	107,560	107,560	107,600	142,330
56206	Store	221,080	221,080	221,100	292,540
56207	Water Maintenance	228,770	228,770	228,800	302,720
57010	Miscellaneous Recoveries	975	750	208,090	1,000
57973	Sale of CNG-Compress Natural Gas	0	0	0	50,000
58000	Earning On Investments	589	0	2,000	0
	<b>SUBTOTAL REVENUES</b>	<b>1,256,692</b>	<b>1,254,160</b>	<b>1,466,190</b>	<b>3,260,020</b>
	<b>TOTAL</b>	<b>1,256,692</b>	<b>1,254,160</b>	<b>1,466,190</b>	<b>3,260,020</b>

<b>CITY YARD OPERATION</b>					
<b>PUBLIC WORKS</b>					<b>ACCOUNTING UNIT</b>
<b>CITY YARD OPERATIONS</b>					<b>08517138</b>
<b>Account Code</b>	<b>LINE ITEM RESOURCES</b>	<b>ACTUAL FY 21-22</b>	<b>ACTUAL FY 22-23</b>	<b>ADOPTED FY 23-24</b>	<b>ADOPTED FY 24-25</b>
61000	Salaries Regular	23,304	19,924	21,870	20,560
61010	Salaries Cash Out/Separation	583	0	0	0
61020	Salaries Part-Time	28,713	19,051	32,790	37,060
61040	Salaries Overtime	6,468	2,459	1,000	3,500
61100	Retirement-Employer Normal Cost	2,481	2,237	2,750	2,510
61102	Retirement- Employer Unfunded- Miscellaneous	7,343	5,187	4,630	(580)
61110	Part-Time Retirement	1,077	692	1,230	1,390
61120	Medicare Insurance	772	578	800	540
61130	Health Insurance	3,127	3,516	3,500	8,000
61170	Retiree Health Benefits	12	0	0	210
61180	Worker Compensation Insurance	3,690	2,303	2,990	1,870
	<b>SUBTOTAL SALARIES &amp; BENEFITS</b>	<b>77,569</b>	<b>55,947</b>	<b>71,560</b>	<b>75,060</b>
62010	Communications	15,246	16,899	630	10,750
62251	Other Agency Services	31,973	32,295	26,000	26,000
62300	Contract Services-Professional	253,508	445,183	250,000	250,000
62320	Maintenance & Repair Buildings	16,953	5,625	5,000	5,000
62322	Maintenance & Repair Machinery	628	12,119	5,000	5,000
	<b>SUBTOTAL CONTRACTUALS</b>	<b>318,307</b>	<b>512,120</b>	<b>286,630</b>	<b>296,750</b>
63001	Miscellaneous Operating Expenses	13,236	9,188	20,540	20,540
63100	Uniforms	6	0	0	0
63202	Operating Materials & Supplies	1,212	0	0	0
63300	Gas & Diesel	4,225	1,924	2,570	1,302,570
	<b>SUBTOTAL COMMODITIES</b>	<b>18,678</b>	<b>11,112</b>	<b>23,110</b>	<b>1,323,110</b>
65000	Building Rental	934,550	1,136,700	1,136,700	1,278,210
65010	Rental City Equipment	18,150	16,824	15,960	18,950
65011	Equipment Replacement Charges	0	0	0	730
65012	Accident Repair & Replacement	187	348	290	640
65040	IT Maintenance Charge	2,020	1,730	3,130	5,310
65055	Communications- Landlines	0	0	0	740
65100	Insurance Charges	9,760	6,910	8,610	9,610
65105	Benefits Overhead	110	422	540	610
65210	Delivery Charges	70	0	0	0
65240	Public Works Administrative Ch	14,600	14,600	21,300	26,850
65400	Indirect Costs	17,114	13,072	17,960	23,250
	<b>SUBTOTAL FIXED CHARGES</b>	<b>996,561</b>	<b>1,190,606</b>	<b>1,204,490</b>	<b>1,364,900</b>
67301	POB Principal-Misc	0	575	200	320
67311	POB Interest - Misc	855	1,049	1,050	1,050
	<b>SUBTOTAL DEBT SERVICE</b>	<b>855</b>	<b>1,624</b>	<b>1,250</b>	<b>1,370</b>
	<b>TOTAL</b>	<b>1,411,969</b>	<b>1,771,409</b>	<b>1,587,040</b>	<b>3,061,190</b>

<b>PUB WKS ENG/PROJ MGMT DEPARTMENT RESOURCE SUMMARY PUBLIC WORKS</b>				
<b>ACTIVITIES</b>	<b>ACTUAL FY 21-22</b>	<b>ACTUAL FY 22-23</b>	<b>ADOPTED FY 23-24</b>	<b>ADOPTED FY 24-25</b>
<b>REVENUES</b>				
51703 Sewer Construction Permits	26,306	0	0	0
51704 Street Construction Permits	1,828,024	0	0	0
51708 CIP Construction Projects Permits	0	0	22,070	0
51709 CIP Construction Permit Oversight Deposit	0	0	50,000	50,000
56000 Charges To Departments	5,518,665	5,017,849	6,850,800	6,634,140
56300 Engineering Cost Allocation	0	0	0	10,000
57000 Expense Reimbursement	0	163,829	0	0
57006 Expense Reimbursement-Condemn Deposit	12,746	83,290	0	38,000
57010 Miscellaneous Recoveries	37,625	1,725	0	300
58005 Investment Income-Trustee	0	0	0	2,000
59000-029 Transfer From Fund 029-Gax Tax	0	10,000	0	0
<b>TOTAL REVENUES</b>	<b>7,423,366</b>	<b>5,276,693</b>	<b>6,922,870</b>	<b>6,734,440</b>
<b>EXPENDITURES</b>				
08617613 CIP ENGINEERING	6,557,498	6,238,110	8,263,140	6,734,440
<b>TOTAL EXPENDITURES</b>	<b>6,557,498</b>	<b>6,238,110</b>	<b>8,263,140</b>	<b>6,734,440</b>
<b>OPERATING EXPENSES</b>	<b>ACTUAL FY 21-22</b>	<b>ACTUAL FY 22-23</b>	<b>ADOPTED FY 23-24</b>	<b>ADOPTED FY 24-25</b>
61000 SALARIES & BENEFITS	4,535,006	3,019,525	4,435,750	4,109,360
62000 CONTRACTUALS	241,511	605,075	782,720	101,930
63000 COMMODITIES	67,526	53,693	84,810	71,810
65000 FIXED CHARGES	1,468,585	2,200,026	2,656,430	2,119,210
66000 CAPITAL	0	165	4,000	9,000
67000 DEBT SERVICE	127,926	243,022	186,410	209,920
68000 TRANSFERS	116,944	116,604	113,020	113,210
<b>TOTAL</b>	<b>6,557,498</b>	<b>6,238,110</b>	<b>8,263,140</b>	<b>6,734,440</b>

PUB WKS ENG/PROJ MGMT					
PUBLIC WORKS				ACCOUNTING UNIT	
CIP ENGINEERING				08617613	
Account Code	LINE ITEM RESOURCES	ACTUAL FY 21-22	ACTUAL FY 22-23	ADOPTED FY 23-24	ADOPTED FY 24-25
61000	Salaries Regular	2,535,342	1,966,541	2,819,870	2,466,610
61010	Salaries Cash Out/Separation	38,144	75,372	100,000	0
61020	Salaries Part-Time	203,501	139,764	214,590	116,760
61040	Salaries Overtime	75,768	42,572	35,000	148,500
61100	Retirement-Employer Normal Cost	162,098	113,035	242,320	288,970
61102	Retirement- Employer Unfunded- Miscellaneous	899,226	262,061	298,050	349,830
61110	Part-Time Retirement	7,631	5,230	8,050	4,380
61120	Medicare Insurance	40,421	30,389	40,770	45,770
61130	Health Insurance	358,550	252,715	553,520	556,820
61170	Retiree Health Benefits	2,424	2,512	3,150	30,690
61180	Worker Compensation Insurance	211,900	129,336	120,430	101,030
	<b>SUBTOTAL SALARIES &amp; BENEFITS</b>	<b>4,535,006</b>	<b>3,019,525</b>	<b>4,435,750</b>	<b>4,109,360</b>
62010	Communications	28,936	29,237	39,690	20,000
62120	Training, Transportation, Meetings	6,678	7,524	48,200	37,720
62140	Membership, Subscription & Dues	4,000	5,609	14,020	14,020
62300	Contract Services-Professional	201,739	562,705	670,810	20,190
62322	Maintenance & Repair Machinery	159	0	10,000	10,000
	<b>SUBTOTAL CONTRACTUALS</b>	<b>241,511</b>	<b>605,075</b>	<b>782,720</b>	<b>101,930</b>
63001	Miscellaneous Operating Expenses	50,496	35,048	72,800	59,800
63300	Gas & Diesel	17,030	18,645	12,010	12,010
	<b>SUBTOTAL COMMODITIES</b>	<b>67,526</b>	<b>53,693</b>	<b>84,810</b>	<b>71,810</b>
65000	Building Rental	110,744	152,490	116,610	112,480
65010	Rental City Equipment	40,132	90,471	30,160	27,910
65011	Equipment Replacement Charges	0	0	0	2,170
65012	Accident Repair & Replacement	3,018	3,252	310	580
65040	IT Maintenance Charge	162,745	162,800	196,930	130,480
65055	Communications- Landlines	0	0	0	18,170
65100	Insurance Charges	494,967	388,009	346,770	283,700
65105	Benefits Overhead	9,858	23,711	21,720	17,960
65210	Delivery Charges	2,288	0	0	0
65240	Public Works Administrative Ch	644,833	466,050	922,000	221,160
65400	Indirect Costs	0	913,243	1,021,930	1,304,600
	<b>SUBTOTAL FIXED CHARGES</b>	<b>1,468,585</b>	<b>2,200,026</b>	<b>2,656,430</b>	<b>2,119,210</b>
66511	Computer Software Subscriptions	0	165	4,000	9,000
	<b>SUBTOTAL CAPITAL</b>	<b>0</b>	<b>165</b>	<b>4,000</b>	<b>9,000</b>
67200	Principal-Leases	0	0	0	5,440
67301	POB Principal-Misc	0	86,039	29,490	47,770
67311	POB Interest - Misc	127,926	156,983	156,920	156,710
	<b>SUBTOTAL DEBT SERVICE</b>	<b>127,926</b>	<b>243,022</b>	<b>186,410</b>	<b>209,920</b>
68000	Transfer to Fund 051	3,154	3,154	0	0
68000	Transfer to Fund 404 (Police Bldg/Ross Annex Debt)	113,790	113,450	113,020	113,210
	<b>SUBTOTAL TRANSFERS</b>	<b>116,944</b>	<b>116,604</b>	<b>113,020</b>	<b>113,210</b>
	<b>TOTAL</b>	<b>6,557,498</b>	<b>6,238,110</b>	<b>8,263,140</b>	<b>6,734,440</b>

<b>PUB WKS ENG/PROJ MGMT</b>					
<b>PUBLIC WORKS</b>					<b>ACCOUNTING UNIT</b>
<b>TRANSP.PLANNING &amp; PROJ MGMT RE</b>					<b>08617002</b>
<b>Account Code</b>	<b>LINE ITEM RESOURCES</b>	<b>ACTUAL FY 21-22</b>	<b>ACTUAL FY 22-23</b>	<b>ADOPTED FY 23-24</b>	<b>ADOPTED FY 24-25</b>
51703	Sewer Construction Permits	26,306	0	0	0
51704	Street Construction Permits	1,828,024	0	0	0
51708	CIP Construction Projects Permits	0	0	22,070	0
51709	CIP Construction Permit Oversight Deposit	0	0	50,000	50,000
56000	Charges To Departments	5,518,665	5,017,849	6,850,800	6,634,140
56300	Engineering Cost Allocation	0	0	0	10,000
57000	Expense Reimbursement	0	163,829	0	0
57006	Expense Reimbursement-Condemn Deposit	12,746	83,290	0	38,000
57010	Miscellaneous Recoveries	37,625	1,725	0	300
58005	Investment Income-Trustee	0	0	0	2,000
59000	Transfer From Fund 029-Gax Tax	0	10,000	0	0
<b>SUBTOTAL REVENUES</b>		<b>7,423,366</b>	<b>5,276,693</b>	<b>6,922,870</b>	<b>6,734,440</b>
<b>TOTAL</b>		<b>7,423,366</b>	<b>5,276,693</b>	<b>6,922,870</b>	<b>6,734,440</b>

<b>PUB WKS-ADMIN &amp; PLANNING DEPARTMENT RESOURCE SUMMARY</b>				
<b>PUBLIC WORKS</b>				
<b>ACTIVITIES</b>	<b>ACTUAL FY 21-22</b>	<b>ACTUAL FY 22-23</b>	<b>ADOPTED FY 23-24</b>	<b>ADOPTED FY 24-25</b>
<b>REVENUES</b>				
51702 Parking Permit Fees	317,480	336,185	300,000	600,000
51708 CIP Construction Projects Permits	0	0	0	300,000
53740 Small Cell App Fee for City Facilities	13,934	18,030	20,000	20,000
56000 Charges To Departments	6,104,900	5,840,950	5,999,640	6,201,580
56305 Engineering Service Charge	1,559,300	1,640,648	1,400,000	2,000,000
57010 Miscellaneous Recoveries	0	825	0	0
57790 Abandonment Processing	6,250	6,468	5,000	4,000
58000 Earning On Investments	7,818	28,827	0	0
59000-069 Transfer From Fund 069	0	0	243,500	0
<b>TOTAL REVENUES</b>	<b>8,009,681</b>	<b>7,871,933</b>	<b>7,968,140</b>	<b>9,125,580</b>
<b>EXPENDITURES</b>				
10117601 PUB WKS-ADMIN SERVICES	5,029,518	5,121,661	5,505,500	6,128,660
10117605 PUB WKS-DEVELOPMENT ENGNRING	2,539,084	2,683,001	3,421,660	4,095,540
<b>TOTAL EXPENDITURES</b>	<b>7,568,601</b>	<b>7,804,662</b>	<b>8,927,160</b>	<b>10,224,200</b>
<b>OPERATING EXPENSES</b>	<b>ACTUAL FY 21-22</b>	<b>ACTUAL FY 22-23</b>	<b>ADOPTED FY 23-24</b>	<b>ADOPTED FY 24-25</b>
61000 SALARIES & BENEFITS	4,104,515	3,918,098	4,826,400	5,333,790
62000 CONTRACTUALS	1,201,481	1,454,765	1,175,440	1,359,300
63000 COMMODITIES	40,915	92,467	40,500	187,000
65000 FIXED CHARGES	2,023,522	2,048,961	2,359,630	2,744,230
66000 CAPITAL	129	673	281,500	340,500
67000 DEBT SERVICE	102,188	194,127	149,390	164,910
68000 TRANSFERS	95,851	95,571	94,300	94,470
<b>TOTAL</b>	<b>7,568,601</b>	<b>7,804,662</b>	<b>8,927,160</b>	<b>10,224,200</b>



<b>PUB WKS-ADMIN &amp; PLANNING</b>					
<b>PUBLIC WORKS</b>				<b>ACCOUNTING UNIT</b>	
<b>PUB WKS-ADMIN SERVICES REV</b>				<b>10117002</b>	
<b>Account Code</b>	<b>LINE ITEM RESOURCES</b>	<b>ACTUAL FY 21-22</b>	<b>ACTUAL FY 22-23</b>	<b>ADOPTED FY 23-24</b>	<b>ADOPTED FY 24-25</b>
51702	Parking Permit Fees	317,480	336,185	300,000	600,000
51708	CIP Construction Projects Permits	0	0	0	300,000
53740	Small Cell App Fee for City Facilities	13,934	18,030	20,000	20,000
56000	Charges To Departments	6,104,900	5,840,950	5,999,640	6,201,580
56305	Engineering Service Charge	1,559,300	1,640,648	1,400,000	2,000,000
57010	Miscellaneous Recoveries	0	825	0	0
57790	Abandonment Processing	6,250	6,468	5,000	4,000
58000	Earning On Investments	7,818	28,827	0	0
59000	Transfer From Fund 069	0	0	243,500	0
<b>SUBTOTAL REVENUES</b>		<b>8,009,681</b>	<b>7,871,933</b>	<b>7,968,140</b>	<b>9,125,580</b>
<b>TOTAL</b>		<b>8,009,681</b>	<b>7,871,933</b>	<b>7,968,140</b>	<b>9,125,580</b>

PUB WKS-ADMIN & PLANNING					
PUBLIC WORKS				ACCOUNTING UNIT	
PUB WKS-ADMIN SERVICES				10117601	
Account Code	LINE ITEM RESOURCES	ACTUAL FY 21-22	ACTUAL FY 22-23	ADOPTED FY 23-24	ADOPTED FY 24-25
61000	Salaries Regular	1,656,074	1,677,918	1,952,550	2,111,850
61010	Salaries Cash Out/Separation	0	9	0	0
61020	Salaries Part-Time	61,350	39,601	76,640	102,870
61040	Salaries Overtime	22,041	3,575	15,000	25,000
61100	Retirement-Employer Normal Cost	96,044	97,794	158,090	167,880
61102	Retirement- Employer Unfunded- Miscellaneous	429,618	226,726	178,350	265,880
61110	Part-Time Retirement	2,265	534	2,870	3,860
61120	Medicare Insurance	24,987	23,997	29,320	32,030
61130	Health Insurance	246,968	255,134	397,440	443,520
61170	Retiree Health Benefits	4,868	5,106	5,290	20,230
61180	Worker Compensation Insurance	88,830	98,870	98,750	82,380
	<b>SUBTOTAL SALARIES &amp; BENEFITS</b>	<b>2,633,046</b>	<b>2,429,264</b>	<b>2,914,300</b>	<b>3,255,500</b>
62010	Communications	32,504	32,270	29,650	5,900
62120	Training, Transportation, Meetings	13,160	4,100	31,000	30,000
62140	Membership, Subscription & Dues	6,065	5,117	2,000	3,000
62300	Contract Services-Professional	833,644	905,481	485,400	485,400
62322	Maintenance & Repair Machinery	48	259	0	0
62600	Parking Validation	460	2,656	2,500	2,500
	<b>SUBTOTAL CONTRACTUALS</b>	<b>885,881</b>	<b>949,883</b>	<b>550,550</b>	<b>526,800</b>
63000	Office Supplies	0	346	0	0
63001	Miscellaneous Operating Expenses	33,995	86,197	20,000	20,000
63300	Gas & Diesel	1,514	1,182	1,500	1,500
	<b>SUBTOTAL COMMODITIES</b>	<b>35,508</b>	<b>87,726</b>	<b>21,500</b>	<b>21,500</b>
65000	Building Rental	117,560	142,990	142,990	160,790
65010	Rental City Equipment	18,864	21,021	13,330	14,380
65011	Equipment Replacement Charges	5,400	1,350	2,940	2,540
65012	Accident Repair & Replacement	540	535	0	0
65040	IT Maintenance Charge	97,880	114,340	122,300	133,580
65050	IT Department Specific	332,240	332,240	332,240	342,210
65055	Communications- Landlines	0	0	0	18,600
65100	Insurance Charges	234,890	296,611	284,350	269,680
65105	Benefits Overhead	5,160	18,127	17,810	17,080
65205	Internal Departments Personnel	3,515	3,026	0	3,840
65210	Delivery Charges	900	0	0	0
65400	Indirect Costs	523,578	533,691	659,460	851,990
	<b>SUBTOTAL FIXED CHARGES</b>	<b>1,340,528</b>	<b>1,463,930</b>	<b>1,575,420</b>	<b>1,814,690</b>
66200	Buildings & Building Improvements	0	673	0	0
66511	Computer Software Subscriptions	0	0	281,500	338,500
	<b>SUBTOTAL CAPITAL</b>	<b>0</b>	<b>673</b>	<b>281,500</b>	<b>338,500</b>
67200	Principal-Leases	0	0	240	780
67301	POB Principal-Misc	0	41,743	14,310	23,180
67311	POB Interest - Misc	62,064	76,162	76,130	76,030
	<b>SUBTOTAL DEBT SERVICE</b>	<b>62,064</b>	<b>117,904</b>	<b>90,680</b>	<b>99,990</b>
68000	Transfer to Fund 051	451	451	0	0
68000	Transfer to Fund 404 (Police Bldg/Ross Annex Debt)	72,040	71,830	71,550	71,680
	<b>SUBTOTAL TRANSFERS</b>	<b>72,491</b>	<b>72,281</b>	<b>71,550</b>	<b>71,680</b>
	<b>TOTAL</b>	<b>5,029,518</b>	<b>5,121,661</b>	<b>5,505,500</b>	<b>6,128,660</b>

<b>PUB WKS-ADMIN &amp; PLANNING</b>					
<b>PUBLIC WORKS</b>					<b>ACCOUNTING UNIT</b>
<b>PUB WKS-DEVELOPMENT ENGNRING</b>					<b>10117605</b>
<b>Account Code</b>	<b>LINE ITEM RESOURCES</b>	<b>ACTUAL FY 21-22</b>	<b>ACTUAL FY 22-23</b>	<b>ADOPTED FY 23-24</b>	<b>ADOPTED FY 24-25</b>
61000	Salaries Regular	864,444	1,014,364	1,306,990	1,335,520
61010	Salaries Cash Out/Separation	4,593	0	0	20,000
61020	Salaries Part-Time	17,070	76,290	110,690	138,340
61040	Salaries Overtime	24,754	39,066	40,000	30,000
61100	Retirement-Employer Normal Cost	47,551	44,285	84,200	118,780
61102	Retirement- Employer Unfunded- Miscellaneous	282,017	102,671	90,820	80,980
61110	Part-Time Retirement	65	969	0	5,190
61120	Medicare Insurance	12,526	8,529	18,860	21,340
61130	Health Insurance	141,102	144,062	207,960	262,920
61170	Retiree Health Benefits	1,177	1,601	1,890	12,900
61180	Worker Compensation Insurance	76,170	56,995	50,690	52,320
	<b>SUBTOTAL SALARIES &amp; BENEFITS</b>	<b>1,471,469</b>	<b>1,488,834</b>	<b>1,912,100</b>	<b>2,078,290</b>
62010	Communications	5,100	5,100	11,470	5,000
62120	Training, Transportation, Meetings	20	6,067	3,000	5,000
62140	Membership, Subscription & Dues	1,441	2,885	2,500	2,500
62300	Contract Services-Professional	112,604	150,960	167,920	250,000
62302	Contracted Vendor Personnel Services	196,435	339,870	440,000	270,000
62340	Contract Services-PWA-CIP Construction Permits	0	0	0	300,000
	<b>SUBTOTAL CONTRACTUALS</b>	<b>315,600</b>	<b>504,882</b>	<b>624,890</b>	<b>832,500</b>
63001	Miscellaneous Operating Expenses	5,347	4,677	18,700	165,500
63300	Gas & Diesel	60	64	300	0
	<b>SUBTOTAL COMMODITIES</b>	<b>5,407</b>	<b>4,741</b>	<b>19,000</b>	<b>165,500</b>
65010	Rental City Equipment	4,020	4,424	3,280	3,540
65011	Equipment Replacement Charges	0	0	0	2,530
65012	Accident Repair & Replacement	96	96	0	0
65040	IT Maintenance Charge	61,430	55,100	56,880	59,370
65050	IT Department Specific	0	0	98,710	101,670
65055	Communications- Landlines	0	0	0	8,270
65100	Insurance Charges	201,430	170,985	145,950	171,250
65105	Benefits Overhead	3,700	10,449	9,140	10,840
65210	Delivery Charges	830	0	0	0
65400	Indirect Costs	411,489	343,976	470,250	572,070
	<b>SUBTOTAL FIXED CHARGES</b>	<b>682,995</b>	<b>585,030</b>	<b>784,210</b>	<b>929,540</b>
66400	Machinery & Equipment	129	0	0	0
66511	Computer Software Subscriptions	0	0	0	2,000
	<b>SUBTOTAL CAPITAL</b>	<b>129</b>	<b>0</b>	<b>0</b>	<b>2,000</b>
67200	Principal-Leases	0	0	240	780
67301	POB Principal-Misc	0	26,986	9,250	14,990
67311	POB Interest - Misc	40,123	49,237	49,220	49,150
	<b>SUBTOTAL DEBT SERVICE</b>	<b>40,123</b>	<b>76,223</b>	<b>58,710</b>	<b>64,920</b>
68000	Transfer to Fund 051	451	451	0	0
68000	Transfer to Fund 404 (Police Bldg/Ross Annex Debt)	22,910	22,840	22,750	22,790
	<b>SUBTOTAL TRANSFERS</b>	<b>23,361</b>	<b>23,291</b>	<b>22,750</b>	<b>22,790</b>
	<b>TOTAL</b>	<b>2,539,084</b>	<b>2,683,001</b>	<b>3,421,660</b>	<b>4,095,540</b>

<b>EMERGENCY &amp; HEALTH GRANTS DEPARTMENT RESOURCE SUMMARY</b>				
<b>PUBLIC WORKS</b>				
<b>ACTIVITIES</b>	<b>ACTUAL FY 21-22</b>	<b>ACTUAL FY 22-23</b>	<b>ADOPTED FY 23-24</b>	<b>ADOPTED FY 24-25</b>
<b>REVENUES</b>				
52001 Federal Grant-Indirect	0	364,165	0	0
52025 State Grants-Direct	0	23,703	0	0
58000 Earning On Investments	2,635	5,741	0	0
TOTAL REVENUES	2,635	393,609	0	0
<b>EXPENDITURES</b>				
12217331 FEMA/OES DISASTER ASSISTANCE	0	300,000	0	0
TOTAL EXPENDITURES	0	300,000	0	0
<b>OPERATING EXPENSES</b>	<b>ACTUAL FY 21-22</b>	<b>ACTUAL FY 22-23</b>	<b>ADOPTED FY 23-24</b>	<b>ADOPTED FY 24-25</b>
66000 CAPITAL	0	300,000	0	0
<b>TOTAL</b>	<b>0</b>	<b>300,000</b>	<b>0</b>	<b>0</b>

<b>EMERGENCY &amp; HEALTH GRANTS</b>					
<b>PUBLIC WORKS</b>				<b>ACCOUNTING UNIT</b>	
<b>CDC - CAPOC OCPICH Grant</b>				<b>12217002</b>	
<b>Account Code</b>	<b>LINE ITEM RESOURCES</b>	<b>ACTUAL FY 21-22</b>	<b>ACTUAL FY 22-23</b>	<b>ADOPTED FY 23-24</b>	<b>ADOPTED FY 24-25</b>
52001	Federal Grant-Indirect	0	364,165	0	0
52025	State Grants-Direct	0	23,703	0	0
58000	Earning On Investments	2,635	5,741	0	0
	<b>SUBTOTAL REVENUES</b>	<b>2,635</b>	<b>393,609</b>	<b>0</b>	<b>0</b>
	<b>TOTAL</b>	<b>2,635</b>	<b>393,609</b>	<b>0</b>	<b>0</b>

<b>EMERGENCY &amp; HEALTH GRANTS</b>				
<b>PUBLIC WORKS</b>				<b>ACCOUNTING UNIT</b>
<b>FEMA/OES DISASTER ASSISTANCE</b>				<b>12217331</b>
<b>Account Code</b>	<b>LINE ITEM RESOURCES</b>	<b>ACTUAL FY 21-22</b>	<b>ACTUAL FY 22-23</b>	<b>ADOPTED FY 23-24</b>
66400	Machinery & Equipment	0	300,000	0
	<b>SUBTOTAL CAPITAL</b>	<b>0</b>	<b>300,000</b>	<b>0</b>
	<b>TOTAL</b>	<b>0</b>	<b>300,000</b>	<b>0</b>

<b>STREET SAFETY PROGRAMS DEPARTMENT RESOURCE SUMMARY PUBLIC WORKS</b>				
<b>ACTIVITIES</b>	<b>ACTUAL FY 21-22</b>	<b>ACTUAL FY 22-23</b>	<b>ADOPTED FY 23-24</b>	<b>ADOPTED FY 24-25</b>
<b>REVENUES</b>				
52001 Federal Grant-Indirect	636,116	419,173	0	0
52025 State Grants-Direct	0	21,231	0	0
TOTAL REVENUES	636,116	440,403	0	0
<b>EXPENDITURES</b>				
14717611 PUB SVS-STREET SAFETY PROJECTS	288,663	814,840	0	0
TOTAL EXPENDITURES	288,663	814,840	0	0
<b>OPERATING EXPENSES</b>	<b>ACTUAL FY 21-22</b>	<b>ACTUAL FY 22-23</b>	<b>ADOPTED FY 23-24</b>	<b>ADOPTED FY 24-25</b>
66000 CAPITAL	288,663	814,840	0	0
<b>TOTAL</b>	<b>288,663</b>	<b>814,840</b>	<b>0</b>	<b>0</b>

<b>STREET SAFETY PROGRAMS</b>				
<b>PUBLIC WORKS</b>				<b>ACCOUNTING UNIT</b>
<b>PUB SVS-STREET SAFETY PROJECTS</b>				<b>14717002</b>
<b>Account Code</b>	<b>LINE ITEM RESOURCES</b>	<b>ACTUAL FY 21-22</b>	<b>ACTUAL FY 22-23</b>	<b>ADOPTED FY 23-24</b>
52001	Federal Grant-Indirect	636,116	419,173	0
52025	State Grants-Direct	0	21,231	0
	<b>SUBTOTAL REVENUES</b>	<b>636,116</b>	<b>440,403</b>	<b>0</b>
	<b>TOTAL</b>	<b>636,116</b>	<b>440,403</b>	<b>0</b>



<b>STREET SAFETY PROGRAMS</b>					
<b>PUBLIC WORKS</b>					<b>ACCOUNTING UNIT</b>
<b>PUB SVS-STREET SAFETY PROJECTS</b>					<b>14717611</b>
<b>Account Code</b>	<b>LINE ITEM RESOURCES</b>	<b>ACTUAL FY 21-22</b>	<b>ACTUAL FY 22-23</b>	<b>ADOPTED FY 23-24</b>	<b>ADOPTED FY 24-25</b>
66220	Improvements Other Than Building	288,663	814,840	0	0
	<b>SUBTOTAL CAPITAL</b>	<b>288,663</b>	<b>814,840</b>	<b>0</b>	<b>0</b>
	<b>TOTAL</b>	<b>288,663</b>	<b>814,840</b>	<b>0</b>	<b>0</b>

<b>TRAFFIC SYSTEM MGMT GRANT DEPARTMENT RESOURCE SUMMARY PUBLIC WORKS</b>				
<b>ACTIVITIES</b>	<b>ACTUAL FY 21-22</b>	<b>ACTUAL FY 22-23</b>	<b>ADOPTED FY 23-24</b>	<b>ADOPTED FY 24-25</b>
<b>REVENUES</b>				
52001 Federal Grant-Indirect	0	19,284	0	0
52025 State Grants-Direct	6,083,516	3,140,932	4,695,000	0
TOTAL REVENUES	6,083,516	3,160,216	4,695,000	0
<b>EXPENDITURES</b>				
14817613 ACTIVE TRANSPORTATION PROGRAM	2,602,898	464,439	85,000	5,551,000
14817614 ACTIVE TRANSPRT PRGM AUGMENT	1,835,244	588,292	0	0
TOTAL EXPENDITURES	4,438,143	1,052,731	85,000	5,551,000
<b>OPERATING EXPENSES</b>	<b>ACTUAL FY 21-22</b>	<b>ACTUAL FY 22-23</b>	<b>ADOPTED FY 23-24</b>	<b>ADOPTED FY 24-25</b>
66000 CAPITAL	4,438,143	1,052,731	85,000	5,551,000
<b>TOTAL</b>	<b>4,438,143</b>	<b>1,052,731</b>	<b>85,000</b>	<b>5,551,000</b>

TRAFFIC SYSTEM MGMT GRANT				
PUBLIC WORKS				ACCOUNTING UNIT
TRAFFIC SYSTEM MANAGEMENT				14817002
Account Code	LINE ITEM RESOURCES	ACTUAL FY 21-22	ACTUAL FY 22-23	ADOPTED FY 23-24
52001	Federal Grant-Indirect	0	19,284	0
52025	State Grants-Direct	6,083,516	3,140,932	4,695,000
	<b>SUBTOTAL REVENUES</b>	<b>6,083,516</b>	<b>3,160,216</b>	<b>4,695,000</b>
	<b>TOTAL</b>	<b>6,083,516</b>	<b>3,160,216</b>	<b>4,695,000</b>

<b>TRAFFIC SYSTEM MGMT GRANT</b>					
<b>PUBLIC WORKS</b>					<b>ACCOUNTING UNIT</b>
<b>ACTIVE TRANSPORTATION PROGRAM</b>					<b>14817613</b>
<b>Account Code</b>	<b>LINE ITEM RESOURCES</b>	<b>ACTUAL FY 21-22</b>	<b>ACTUAL FY 22-23</b>	<b>ADOPTED FY 23-24</b>	<b>ADOPTED FY 24-25</b>
66220	Improvements Other Than Building	2,602,898	464,439	85,000	5,551,000
	<b>SUBTOTAL CAPITAL</b>	<b>2,602,898</b>	<b>464,439</b>	<b>85,000</b>	<b>5,551,000</b>
	<b>TOTAL</b>	<b>2,602,898</b>	<b>464,439</b>	<b>85,000</b>	<b>5,551,000</b>

<b>TRAFFIC SYSTEM MGMT GRANT</b>					
<b>PUBLIC WORKS</b>					<b>ACCOUNTING UNIT</b>
<b>ACTIVE TRANSPRT PRGM AUGMENT</b>					<b>14817614</b>
<b>Account Code</b>	<b>LINE ITEM RESOURCES</b>	<b>ACTUAL FY 21-22</b>	<b>ACTUAL FY 22-23</b>	<b>ADOPTED FY 23-24</b>	<b>ADOPTED FY 24-25</b>
66220	Improvements Other Than Building	1,835,244	588,292	0	0
	<b>SUBTOTAL CAPITAL</b>	<b>1,835,244</b>	<b>588,292</b>	<b>0</b>	<b>0</b>
	<b>TOTAL</b>	<b>1,835,244</b>	<b>588,292</b>	<b>0</b>	<b>0</b>

**WIC ASSESSMENT DIST ST IMPRV  
DEPARTMENT RESOURCE SUMMARY**

**PUBLIC WORKS**

ACTIVITIES	ACTUAL FY 21-22	ACTUAL FY 22-23	ADOPTED FY 23-24	ADOPTED FY 24-25
REVENUES				
58000 Earning On Investments	247	329	0	0
TOTAL REVENUES	247	329	0	0

<b>WIC ASSESSMENT DIST ST IMPRV</b>				
<b>PUBLIC WORKS</b>				<b>ACCOUNTING UNIT</b>
<b>WIC ASSESSMENT DIST ST IMPRV</b>				<b>14917002</b>
<b>Account Code</b>	<b>LINE ITEM RESOURCES</b>	<b>ACTUAL FY 21-22</b>	<b>ACTUAL FY 22-23</b>	<b>ADOPTED FY 23-24</b>
58000	Earning On Investments	247	329	0
	<b>SUBTOTAL REVENUES</b>	<b>247</b>	<b>329</b>	<b>0</b>
	<b>TOTAL</b>	<b>247</b>	<b>329</b>	<b>0</b>

ENERGY CONSERVATION PROGRAM DEPARTMENT RESOURCE SUMMARY				
PUBLIC WORKS				
ACTIVITIES	ACTUAL FY 21-22	ACTUAL FY 22-23	ADOPTED FY 23-24	ADOPTED FY 24-25
EXPENDITURES				
16217600 CALIFORNIA RESILIENCY CHALLENGE	72,000	75,850	0	0
TOTAL EXPENDITURES	72,000	75,850	0	0
OPERATING EXPENSES	ACTUAL FY 21-22	ACTUAL FY 22-23	ADOPTED FY 23-24	ADOPTED FY 24-25
62000 CONTRACTUALS	72,000	75,850	0	0
<b>TOTAL</b>	<b>72,000</b>	<b>75,850</b>	<b>0</b>	<b>0</b>



<b>ENERGY CONSERVATION PROGRAM</b>					
<b>PUBLIC WORKS</b>				<b>ACCOUNTING UNIT</b>	
<b>CALIFORNIA RESILIENCY CHALLENGE</b>				<b>16217600</b>	
<b>Account Code</b>	<b>LINE ITEM RESOURCES</b>	<b>ACTUAL FY 21-22</b>	<b>ACTUAL FY 22-23</b>	<b>ADOPTED FY 23-24</b>	<b>ADOPTED FY 24-25</b>
62300	Contract Services-Professional	72,000	75,850	0	0
	<b>SUBTOTAL CONTRACTUALS</b>	<b>72,000</b>	<b>75,850</b>	<b>0</b>	<b>0</b>
	<b>TOTAL</b>	<b>72,000</b>	<b>75,850</b>	<b>0</b>	<b>0</b>

<b>PWA ENTERPRISE CAPITAL GRANTS DEPARTMENT RESOURCE SUMMARY</b>				
<b>PUBLIC WORKS</b>				
<b>ACTIVITIES</b>	<b>ACTUAL FY 21-22</b>	<b>ACTUAL FY 22-23</b>	<b>ADOPTED FY 23-24</b>	<b>ADOPTED FY 24-25</b>
<b>REVENUES</b>				
52000 Federal Grant-Direct	0	299,410	0	0
52025 State Grants-Direct	8,519	232,809	0	0
52027 State Grants-Indirect	100,000	593,076	0	0
TOTAL REVENUES	108,519	1,125,296	0	0
<b>EXPENDITURES</b>				
16417640 PUB WKS-WTR QUALITY & CONTROL	0	101,817	0	0
16417641 WATERSMART-WATERSHE MGMT PROG	0	357,644	0	0
16417642 CA NATURAL RESOURCES GRANT	1,870,953	222,826	0	0
16417643 PROP 1 IRWM PROGRAM	166,259	1,098,890	0	0
16417644 CNRA Urban Flood Protection	0	120,196	0	0
TOTAL EXPENDITURES	2,037,212	1,901,373	0	0
<b>OPERATING EXPENSES</b>	<b>ACTUAL FY 21-22</b>	<b>ACTUAL FY 22-23</b>	<b>ADOPTED FY 23-24</b>	<b>ADOPTED FY 24-25</b>
66000 CAPITAL	2,037,212	1,901,373	0	0
<b>TOTAL</b>	<b>2,037,212</b>	<b>1,901,373</b>	<b>0</b>	<b>0</b>

PWA ENTERPRISE CAPITAL GRANTS				
PUBLIC WORKS				ACCOUNTING UNIT
WATERSMART-WATERSHE MGMT PROG				16417641
Account Code	LINE ITEM RESOURCES	ACTUAL FY 21-22	ACTUAL FY 22-23	ADOPTED FY 23-24
66220	Improvements Other Than Building	0	357,644	0
	<b>SUBTOTAL CAPITAL</b>	<b>0</b>	<b>357,644</b>	<b>0</b>
	<b>TOTAL</b>	<b>0</b>	<b>357,644</b>	<b>0</b>

<b>PWA ENTERPRISE CAPITAL GRANTS</b>					
<b>PUBLIC WORKS</b>					<b>ACCOUNTING UNIT</b>
<b>CA NATURAL RESOURCES GRANT</b>					<b>16417642</b>
<b>Account Code</b>	<b>LINE ITEM RESOURCES</b>	<b>ACTUAL FY 21-22</b>	<b>ACTUAL FY 22-23</b>	<b>ADOPTED FY 23-24</b>	<b>ADOPTED FY 24-25</b>
66220	Improvements Other Than Building	1,870,953	222,826	0	0
	<b>SUBTOTAL CAPITAL</b>	<b>1,870,953</b>	<b>222,826</b>	<b>0</b>	<b>0</b>
	<b>TOTAL</b>	<b>1,870,953</b>	<b>222,826</b>	<b>0</b>	<b>0</b>

<b>PWA ENTERPRISE CAPITAL GRANTS</b>					
<b>PUBLIC WORKS</b>					<b>ACCOUNTING UNIT</b>
<b>PROP 1 IRWM PROGRAM</b>					<b>16417643</b>
<b>Account Code</b>	<b>LINE ITEM RESOURCES</b>	<b>ACTUAL FY 21-22</b>	<b>ACTUAL FY 22-23</b>	<b>ADOPTED FY 23-24</b>	<b>ADOPTED FY 24-25</b>
66220	Improvements Other Than Building	166,259	1,098,890	0	0
	<b>SUBTOTAL CAPITAL</b>	<b>166,259</b>	<b>1,098,890</b>	<b>0</b>	<b>0</b>
	<b>TOTAL</b>	<b>166,259</b>	<b>1,098,890</b>	<b>0</b>	<b>0</b>

<b>PWA ENTERPRISE CAPITAL GRANTS</b>					
<b>PUBLIC WORKS</b>					<b>ACCOUNTING UNIT</b>
<b>CNRA Urban Flood Protection</b>					<b>16417644</b>
<b>Account Code</b>	<b>LINE ITEM RESOURCES</b>	<b>ACTUAL FY 21-22</b>	<b>ACTUAL FY 22-23</b>	<b>ADOPTED FY 23-24</b>	<b>ADOPTED FY 24-25</b>
66220	Improvements Other Than Building	0	120,196	0	0
	<b>SUBTOTAL CAPITAL</b>	<b>0</b>	<b>120,196</b>	<b>0</b>	<b>0</b>
	<b>TOTAL</b>	<b>0</b>	<b>120,196</b>	<b>0</b>	<b>0</b>

<b>PWA ENTERPRISE CAPITAL GRANTS</b>					
<b>PUBLIC WORKS</b>					<b>ACCOUNTING UNIT</b>
<b>MISCELLENOUS REVENUE</b>					<b>16417002</b>
<b>Account Code</b>	<b>LINE ITEM RESOURCES</b>	<b>ACTUAL FY 21-22</b>	<b>ACTUAL FY 22-23</b>	<b>ADOPTED FY 23-24</b>	<b>ADOPTED FY 24-25</b>
52000	Federal Grant-Direct	0	299,410	0	0
52025	State Grants-Direct	8,519	232,809	0	0
52027	State Grants-Indirect	100,000	593,076	0	0
	<b>SUBTOTAL REVENUES</b>	<b>108,519</b>	<b>1,125,296</b>	<b>0</b>	<b>0</b>
	<b>TOTAL</b>	<b>108,519</b>	<b>1,125,296</b>	<b>0</b>	<b>0</b>

<b>PWA ENTERPRISE CAPITAL GRANTS</b>					
<b>PUBLIC WORKS</b>					<b>ACCOUNTING UNIT</b>
<b>PUB WKS-WTR QUALITY &amp; CONTROL</b>					<b>16417640</b>
<b>Account Code</b>	<b>LINE ITEM RESOURCES</b>	<b>ACTUAL FY 21-22</b>	<b>ACTUAL FY 22-23</b>	<b>ADOPTED FY 23-24</b>	<b>ADOPTED FY 24-25</b>
66220	Improvements Other Than Building	0	101,817	0	0
	<b>SUBTOTAL CAPITAL</b>	<b>0</b>	<b>101,817</b>	<b>0</b>	<b>0</b>
	<b>TOTAL</b>	<b>0</b>	<b>101,817</b>	<b>0</b>	<b>0</b>



<b>OFFICE OF TRAFFIC SAFETY GRANT DEPARTMENT RESOURCE SUMMARY</b>				
<b>PUBLIC WORKS</b>				
<b>ACTIVITIES</b>	<b>ACTUAL FY 21-22</b>	<b>ACTUAL FY 22-23</b>	<b>ADOPTED FY 23-24</b>	<b>ADOPTED FY 24-25</b>
REVENUES				
52001    Federal Grant-Indirect	85,439	156,443	0	0
TOTAL REVENUES	85,439	156,443	0	0
EXPENDITURES				
16517611    OTS-BICYCLE SAFETY PWA	101,539	148,843	0	0
TOTAL EXPENDITURES	101,539	148,843	0	0
<b>OPERATING EXPENSES</b>	<b>ACTUAL FY 21-22</b>	<b>ACTUAL FY 22-23</b>	<b>ADOPTED FY 23-24</b>	<b>ADOPTED FY 24-25</b>
62000    CONTRACTUALS	35,300	148,843	0	0
66000    CAPITAL	66,239	0	0	0
<b>TOTAL</b>	<b>101,539</b>	<b>148,843</b>	<b>0</b>	<b>0</b>

OFFICE OF TRAFFIC SAFETY GRANT				
PUBLIC WORKS				ACCOUNTING UNIT
OTS-PWA Traffic Safety Grants				16517002
Account Code	LINE ITEM RESOURCES	ACTUAL FY 21-22	ACTUAL FY 22-23	ADOPTED FY 23-24
52001	Federal Grant-Indirect	85,439	156,443	0
	<b>SUBTOTAL REVENUES</b>	<b>85,439</b>	<b>156,443</b>	<b>0</b>
	<b>TOTAL</b>	<b>85,439</b>	<b>156,443</b>	<b>0</b>

<b>OFFICE OF TRAFFIC SAFETY GRANT</b>					
<b>PUBLIC WORKS</b>					<b>ACCOUNTING UNIT</b>
<b>OTS-BICYCLE SAFETY PWA</b>					<b>16517611</b>
<b>Account Code</b>	<b>LINE ITEM RESOURCES</b>	<b>ACTUAL FY 21-22</b>	<b>ACTUAL FY 22-23</b>	<b>ADOPTED FY 23-24</b>	<b>ADOPTED FY 24-25</b>
62300	Contract Services-Professional	35,300	148,843	0	0
	<b>SUBTOTAL CONTRACTUALS</b>	<b>35,300</b>	<b>148,843</b>	<b>0</b>	<b>0</b>
66220	Improvements Other Than Building	66,239	0	0	0
	<b>SUBTOTAL CAPITAL</b>	<b>66,239</b>	<b>0</b>	<b>0</b>	<b>0</b>
	<b>TOTAL</b>	<b>101,539</b>	<b>148,843</b>	<b>0</b>	<b>0</b>

<b>American Rescue Plan Act DEPARTMENT RESOURCE SUMMARY PUBLIC WORKS</b>				
<b>ACTIVITIES</b>	<b>ACTUAL FY 21-22</b>	<b>ACTUAL FY 22-23</b>	<b>ADOPTED FY 23-24</b>	<b>ADOPTED FY 24-25</b>
<b>EXPENDITURES</b>				
18117013 ARPA-PWA	1,006,004	10,478,405	3,365,790	2,667,990
TOTAL EXPENDITURES	1,006,004	10,478,405	3,365,790	2,667,990
<b>OPERATING EXPENSES</b>	<b>ACTUAL FY 21-22</b>	<b>ACTUAL FY 22-23</b>	<b>ADOPTED FY 23-24</b>	<b>ADOPTED FY 24-25</b>
61000 SALARIES & BENEFITS	0	165,186	1,057,150	970,550
62000 CONTRACTUALS	887,055	743,978	2,060,000	1,320,000
63000 COMMODITIES	0	572	0	0
65000 FIXED CHARGES	0	29,007	248,640	377,440
66000 CAPITAL	118,949	9,539,661	0	0
<b>TOTAL</b>	<b>1,006,004</b>	<b>10,478,405</b>	<b>3,365,790</b>	<b>2,667,990</b>

American Rescue Plan Act					
PUBLIC WORKS				ACCOUNTING UNIT	
ARPA-PWA				18117013	
Account Code	LINE ITEM RESOURCES	ACTUAL FY 21-22	ACTUAL FY 22-23	ADOPTED FY 23-24	ADOPTED FY 24-25
61000	Salaries Regular	0	100,654	736,690	651,840
61040	Salaries Overtime	0	2,587	0	0
61100	Retirement-Employer Normal Cost	0	10,996	92,460	79,650
61102	Retirement- Employer Unfunded- Miscellaneous	0	25,493	0	93,700
61120	Medicare Insurance	0	1,401	10,680	9,450
61130	Health Insurance	0	18,243	217,320	124,560
61170	Retiree Health Benefits	0	0	0	6,520
61180	Worker Compensation Insurance	0	5,812	0	4,830
	<b>SUBTOTAL SALARIES &amp; BENEFITS</b>	<b>0</b>	<b>165,186</b>	<b>1,057,150</b>	<b>970,550</b>
62010	Communications	0	670	0	0
62300	Contract Services-Professional	887,055	743,308	2,060,000	1,320,000
	<b>SUBTOTAL CONTRACTUALS</b>	<b>887,055</b>	<b>743,978</b>	<b>2,060,000</b>	<b>1,320,000</b>
63001	Miscellaneous Operating Expenses	0	572	0	0
	<b>SUBTOTAL COMMODITIES</b>	<b>0</b>	<b>572</b>	<b>0</b>	<b>0</b>
65040	IT Maintenance Charge	0	0	11,380	53,430
65055	Communications- Landlines	0	0	0	7,440
65100	Insurance Charges	0	17,437	0	15,810
65105	Benefits Overhead	0	1,066	0	1,000
65205	Internal Departments Personnel	0	10,505	0	0
65400	Indirect Costs	0	0	237,260	299,760
	<b>SUBTOTAL FIXED CHARGES</b>	<b>0</b>	<b>29,007</b>	<b>248,640</b>	<b>377,440</b>
66100	Land	0	3,235,256	0	0
66200	Buildings & Building Improvements	0	275,292	0	0
66220	Improvements Other Than Building	118,949	6,028,634	0	0
66511	Computer Software Subscriptions	0	479	0	0
	<b>SUBTOTAL CAPITAL</b>	<b>118,949</b>	<b>9,539,661</b>	<b>0</b>	<b>0</b>
	<b>TOTAL</b>	<b>1,006,004</b>	<b>10,478,405</b>	<b>3,365,790</b>	<b>2,667,990</b>

**LOCAL DRAINAGE AREA NO 1  
DEPARTMENT RESOURCE SUMMARY**

**PUBLIC WORKS**

ACTIVITIES	ACTUAL FY 21-22	ACTUAL FY 22-23	ADOPTED FY 23-24	ADOPTED FY 24-25
REVENUES				
58000 Earning On Investments	1	1	0	0
TOTAL REVENUES	1	1	0	0

LOCAL DRAINAGE AREA NO 1				
PUBLIC WORKS				ACCOUNTING UNIT
PUB WKS - STORM DRAIN CONST				20117002
Account Code	LINE ITEM RESOURCES	ACTUAL FY 21-22	ACTUAL FY 22-23	ADOPTED FY 23-24
58000	Earning On Investments	1	1	0
	<b>SUBTOTAL REVENUES</b>	<b>1</b>	<b>1</b>	<b>0</b>
	<b>TOTAL</b>	<b>1</b>	<b>1</b>	<b>0</b>

**LOCAL DRAINAGE AREA NO 2  
DEPARTMENT RESOURCE SUMMARY**

**PUBLIC WORKS**

ACTIVITIES	ACTUAL FY 21-22	ACTUAL FY 22-23	ADOPTED FY 23-24	ADOPTED FY 24-25
REVENUES				
58000 Earning On Investments	11	14	0	0
TOTAL REVENUES	11	14	0	0



LOCAL DRAINAGE AREA NO 2				
PUBLIC WORKS				ACCOUNTING UNIT
PUB WKS - STROM DRAIN CONST				20217002
Account Code	LINE ITEM RESOURCES	ACTUAL FY 21-22	ACTUAL FY 22-23	ADOPTED FY 23-24
58000	Earning On Investments	11	14	0
	<b>SUBTOTAL REVENUES</b>	<b>11</b>	<b>14</b>	<b>0</b>
	<b>TOTAL</b>	<b>11</b>	<b>14</b>	<b>0</b>

**LOCAL DRAINAGE AREA NO 3  
DEPARTMENT RESOURCE SUMMARY**

**PUBLIC WORKS**

ACTIVITIES	ACTUAL FY 21-22	ACTUAL FY 22-23	ADOPTED FY 23-24	ADOPTED FY 24-25
REVENUES				
58000 Earning On Investments	5,693	7,581	0	0
TOTAL REVENUES	5,693	7,581	0	0

LOCAL DRAINAGE AREA NO 3				
PUBLIC WORKS				ACCOUNTING UNIT
PUB WKS - STORM DRAIN CONST				20317002
Account Code	LINE ITEM RESOURCES	ACTUAL FY 21-22	ACTUAL FY 22-23	ADOPTED FY 23-24
58000	Earning On Investments	5,693	7,581	0
	<b>SUBTOTAL REVENUES</b>	<b>5,693</b>	<b>7,581</b>	<b>0</b>
	<b>TOTAL</b>	<b>5,693</b>	<b>7,581</b>	<b>0</b>

**LOCAL DRAINAGE AREA NO 4  
DEPARTMENT RESOURCE SUMMARY**

**PUBLIC WORKS**

ACTIVITIES	ACTUAL FY 21-22	ACTUAL FY 22-23	ADOPTED FY 23-24	ADOPTED FY 24-25
REVENUES				
58000 Earning On Investments	8	11	0	0
TOTAL REVENUES	8	11	0	0

LOCAL DRAINAGE AREA NO 4				
PUBLIC WORKS				ACCOUNTING UNIT
PUB WKS - STORM DRAIN CONST				20417002
Account Code	LINE ITEM RESOURCES	ACTUAL FY 21-22	ACTUAL FY 22-23	ADOPTED FY 23-24
58000	Earning On Investments	8	11	0
	<b>SUBTOTAL REVENUES</b>	<b>8</b>	<b>11</b>	<b>0</b>
	<b>TOTAL</b>	<b>8</b>	<b>11</b>	<b>0</b>

**LOCAL DRAINAGE AREA NO 5  
DEPARTMENT RESOURCE SUMMARY**

**PUBLIC WORKS**

ACTIVITIES	ACTUAL FY 21-22	ACTUAL FY 22-23	ADOPTED FY 23-24	ADOPTED FY 24-25
REVENUES				
58000 Earning On Investments	5	6	0	0
TOTAL REVENUES	5	6	0	0

LOCAL DRAINAGE AREA NO 5				
PUBLIC WORKS				ACCOUNTING UNIT
PUB WKS - STORM DRAIN CONST				20517002
Account Code	LINE ITEM RESOURCES	ACTUAL FY 21-22	ACTUAL FY 22-23	ADOPTED FY 23-24
58000	Earning On Investments	5	6	0
	<b>SUBTOTAL REVENUES</b>	<b>5</b>	<b>6</b>	<b>0</b>
	<b>TOTAL</b>	<b>5</b>	<b>6</b>	<b>0</b>

**LOCAL DRAINAGE AREA NO 6  
DEPARTMENT RESOURCE SUMMARY**

**PUBLIC WORKS**

ACTIVITIES	ACTUAL FY 21-22	ACTUAL FY 22-23	ADOPTED FY 23-24	ADOPTED FY 24-25
REVENUES				
58000 Earning On Investments	7	9	0	0
TOTAL REVENUES	7	9	0	0



LOCAL DRAINAGE AREA NO 6				
PUBLIC WORKS				ACCOUNTING UNIT
PUB WKS - STORM DRAIN CONST				20617002
Account Code	LINE ITEM RESOURCES	ACTUAL FY 21-22	ACTUAL FY 22-23	ADOPTED FY 23-24
58000	Earning On Investments	7	9	0
	<b>SUBTOTAL REVENUES</b>	7	9	0
	<b>TOTAL</b>	7	9	0

**LOCAL DRAINAGE AREA NO 7  
DEPARTMENT RESOURCE SUMMARY**

**PUBLIC WORKS**

ACTIVITIES	ACTUAL FY 21-22	ACTUAL FY 22-23	ADOPTED FY 23-24	ADOPTED FY 24-25
REVENUES				
58000 Earning On Investments	1,464	1,950	0	0
TOTAL REVENUES	1,464	1,950	0	0

LOCAL DRAINAGE AREA NO 7				
PUBLIC WORKS				ACCOUNTING UNIT
PUB WKS - STORM DRAIN CONST				20717002
Account Code	LINE ITEM RESOURCES	ACTUAL FY 21-22	ACTUAL FY 22-23	ADOPTED FY 23-24
58000	Earning On Investments	1,464	1,950	0
	<b>SUBTOTAL REVENUES</b>	<b>1,464</b>	<b>1,950</b>	<b>0</b>
	<b>TOTAL</b>	<b>1,464</b>	<b>1,950</b>	<b>0</b>

**LOCAL DRAINAGE AREA NO 9  
DEPARTMENT RESOURCE SUMMARY**

**PUBLIC WORKS**

ACTIVITIES	ACTUAL FY 21-22	ACTUAL FY 22-23	ADOPTED FY 23-24	ADOPTED FY 24-25
REVENUES				
58000 Earning On Investments	6	7	0	0
TOTAL REVENUES	6	7	0	0

LOCAL DRAINAGE AREA NO 9				
PUBLIC WORKS				ACCOUNTING UNIT
PUB WKS - STORM DRAIN CONST				20917002
Account Code	LINE ITEM RESOURCES	ACTUAL FY 21-22	ACTUAL FY 22-23	ADOPTED FY 23-24
58000	Earning On Investments	6	7	0
	<b>SUBTOTAL REVENUES</b>	<b>6</b>	<b>7</b>	<b>0</b>
	<b>TOTAL</b>	<b>6</b>	<b>7</b>	<b>0</b>

**LOCAL DRAINAGE AREA NO 10  
DEPARTMENT RESOURCE SUMMARY**

**PUBLIC WORKS**

ACTIVITIES	ACTUAL FY 21-22	ACTUAL FY 22-23	ADOPTED FY 23-24	ADOPTED FY 24-25
REVENUES				
58000 Earning On Investments	129	172	0	0
TOTAL REVENUES	129	172	0	0

LOCAL DRAINAGE AREA NO 10				
PUBLIC WORKS				ACCOUNTING UNIT
PUB WKS - STORM DRAIN CONST				21017002
Account Code	LINE ITEM RESOURCES	ACTUAL FY 21-22	ACTUAL FY 22-23	ADOPTED FY 23-24
58000	Earning On Investments	129	172	0
	<b>SUBTOTAL REVENUES</b>	<b>129</b>	<b>172</b>	<b>0</b>
	<b>TOTAL</b>	<b>129</b>	<b>172</b>	<b>0</b>

**LOCAL DRAINAGE AREA NO 11  
DEPARTMENT RESOURCE SUMMARY**

**PUBLIC WORKS**

ACTIVITIES	ACTUAL FY 21-22	ACTUAL FY 22-23	ADOPTED FY 23-24	ADOPTED FY 24-25
REVENUES				
58000 Earning On Investments	2	2	0	0
TOTAL REVENUES	2	2	0	0



LOCAL DRAINAGE AREA NO 11				
PUBLIC WORKS				ACCOUNTING UNIT
PUB WKS-STORM DRAIN CONST				21117002
Account Code	LINE ITEM RESOURCES	ACTUAL FY 21-22	ACTUAL FY 22-23	ADOPTED FY 23-24
58000	Earning On Investments	2	2	0
	<b>SUBTOTAL REVENUES</b>	<b>2</b>	<b>2</b>	<b>0</b>
	<b>TOTAL</b>	<b>2</b>	<b>2</b>	<b>0</b>

**LOCAL DRAINAGE AREA NO 12  
DEPARTMENT RESOURCE SUMMARY**

**PUBLIC WORKS**

ACTIVITIES	ACTUAL FY 21-22	ACTUAL FY 22-23	ADOPTED FY 23-24	ADOPTED FY 24-25
REVENUES				
58000 Earning On Investments			0	0
TOTAL REVENUES			0	0

LOCAL DRAINAGE AREA NO 12				
PUBLIC WORKS				ACCOUNTING UNIT
PUB WKS-STORM DRAIN CONST				21217002
Account Code	LINE ITEM RESOURCES	ACTUAL FY 21-22	ACTUAL FY 22-23	ADOPTED FY 23-24
58000	Earning On Investments			0
	<b>SUBTOTAL REVENUES</b>			<b>0</b>
	<b>TOTAL</b>			<b>0</b>

**LOCAL DRAINAGE AREA NO 13  
DEPARTMENT RESOURCE SUMMARY**

**PUBLIC WORKS**

ACTIVITIES	ACTUAL FY 21-22	ACTUAL FY 22-23	ADOPTED FY 23-24	ADOPTED FY 24-25
REVENUES				
58000 Earning On Investments	20	27	0	0
TOTAL REVENUES	20	27	0	0

LOCAL DRAINAGE AREA NO 13				
PUBLIC WORKS				ACCOUNTING UNIT
PUB WKS - STORM DRAIN CONST				21317002
Account Code	LINE ITEM RESOURCES	ACTUAL FY 21-22	ACTUAL FY 22-23	ADOPTED FY 23-24
58000	Earning On Investments	20	27	0
	<b>SUBTOTAL REVENUES</b>	<b>20</b>	<b>27</b>	<b>0</b>
	<b>TOTAL</b>	<b>20</b>	<b>27</b>	<b>0</b>

<b>LOCAL DRAINAGE AREA I DEPARTMENT RESOURCE SUMMARY PUBLIC WORKS</b>				
<b>ACTIVITIES</b>	<b>ACTUAL FY 21-22</b>	<b>ACTUAL FY 22-23</b>	<b>ADOPTED FY 23-24</b>	<b>ADOPTED FY 24-25</b>
<b>REVENUES</b>				
50500 Drainage Fee	47,710	53,916	0	0
58000 Earning On Investments	7,542	10,513	0	0
TOTAL REVENUES	55,252	64,429	0	0
<b>EXPENDITURES</b>				
22117660 PUB WKS-STORM DRAIN CONST	0	0	0	118,250
TOTAL EXPENDITURES	0	0	0	118,250
<b>OPERATING EXPENSES</b>	<b>ACTUAL FY 21-22</b>	<b>ACTUAL FY 22-23</b>	<b>ADOPTED FY 23-24</b>	<b>ADOPTED FY 24-25</b>
66000 CAPITAL	0	0	0	118,250
<b>TOTAL</b>	<b>0</b>	<b>0</b>	<b>0</b>	<b>118,250</b>

LOCAL DRAINAGE AREA I				
PUBLIC WORKS				ACCOUNTING UNIT
PUB WKS-STORM DRAIN CONST				22117002
Account Code	LINE ITEM RESOURCES	ACTUAL FY 21-22	ACTUAL FY 22-23	ADOPTED FY 23-24
50500	Drainage Fee	47,710	53,916	0
58000	Earning On Investments	7,542	10,513	0
	<b>SUBTOTAL REVENUES</b>	<b>55,252</b>	<b>64,429</b>	<b>0</b>
	<b>TOTAL</b>	<b>55,252</b>	<b>64,429</b>	<b>0</b>

LOCAL DRAINAGE AREA I				
PUBLIC WORKS				ACCOUNTING UNIT
PUB WKS-STORM DRAIN CONST				22117660
Account Code	LINE ITEM RESOURCES	ACTUAL FY 21-22	ACTUAL FY 22-23	ADOPTED FY 23-24
66220	Improvements Other Than Building	0	0	118,250
	<b>SUBTOTAL CAPITAL</b>	<b>0</b>	<b>0</b>	<b>118,250</b>
	<b>TOTAL</b>	<b>0</b>	<b>0</b>	<b>118,250</b>



**LOCAL DRAINAGE AREA II  
DEPARTMENT RESOURCE SUMMARY**

**PUBLIC WORKS**

ACTIVITIES	ACTUAL FY 21-22	ACTUAL FY 22-23	ADOPTED FY 23-24	ADOPTED FY 24-25
REVENUES				
50500 Drainage Fee	46,148	9,184	0	0
58000 Earning On Investments	1,864	2,781	0	0
TOTAL REVENUES	48,012	11,965	0	0

LOCAL DRAINAGE AREA II				
PUBLIC WORKS				ACCOUNTING UNIT
PUB WKS-STORM DRAIN CONST				22217002
Account Code	LINE ITEM RESOURCES	ACTUAL FY 21-22	ACTUAL FY 22-23	ADOPTED FY 23-24
50500	Drainage Fee	46,148	9,184	0
58000	Earning On Investments	1,864	2,781	0
	<b>SUBTOTAL REVENUES</b>	<b>48,012</b>	<b>11,965</b>	<b>0</b>
	<b>TOTAL</b>	<b>48,012</b>	<b>11,965</b>	<b>0</b>

<b>LOCAL DRAINAGE AREA III DEPARTMENT RESOURCE SUMMARY PUBLIC WORKS</b>				
<b>ACTIVITIES</b>	<b>ACTUAL FY 21-22</b>	<b>ACTUAL FY 22-23</b>	<b>ADOPTED FY 23-24</b>	<b>ADOPTED FY 24-25</b>
<b>REVENUES</b>				
50500 Drainage Fee	787	761	0	0
58000 Earning On Investments	3,165	4,226	0	0
TOTAL REVENUES	3,953	4,987	0	0
<b>EXPENDITURES</b>				
22317660 PUB WKS-STORM DRAIN CONST	617	0	0	0
TOTAL EXPENDITURES	617	0	0	0
<b>OPERATING EXPENSES</b>	<b>ACTUAL FY 21-22</b>	<b>ACTUAL FY 22-23</b>	<b>ADOPTED FY 23-24</b>	<b>ADOPTED FY 24-25</b>
66000 CAPITAL	617	0	0	0
<b>TOTAL</b>	<b>617</b>	<b>0</b>	<b>0</b>	<b>0</b>

LOCAL DRAINAGE AREA III				
PUBLIC WORKS				ACCOUNTING UNIT
PUB WKS-STORM DRAIN CONST				22317002
Account Code	LINE ITEM RESOURCES	ACTUAL FY 21-22	ACTUAL FY 22-23	ADOPTED FY 23-24
50500	Drainage Fee	787	761	0
58000	Earning On Investments	3,165	4,226	0
	<b>SUBTOTAL REVENUES</b>	<b>3,953</b>	<b>4,987</b>	<b>0</b>
	<b>TOTAL</b>	<b>3,953</b>	<b>4,987</b>	<b>0</b>

LOCAL DRAINAGE AREA III					
PUBLIC WORKS					ACCOUNTING UNIT
PUB WKS-STORM DRAIN CONST					22317660
Account Code	LINE ITEM RESOURCES	ACTUAL FY 21-22	ACTUAL FY 22-23	ADOPTED FY 23-24	ADOPTED FY 24-25
66220	Improvements Other Than Building	617	0	0	0
	<b>SUBTOTAL CAPITAL</b>	<b>617</b>	<b>0</b>	<b>0</b>	<b>0</b>
	<b>TOTAL</b>	<b>617</b>	<b>0</b>	<b>0</b>	<b>0</b>

<b>LOCAL DRAINAGE AREA IV DEPARTMENT RESOURCE SUMMARY PUBLIC WORKS</b>				
<b>ACTIVITIES</b>	<b>ACTUAL FY 21-22</b>	<b>ACTUAL FY 22-23</b>	<b>ADOPTED FY 23-24</b>	<b>ADOPTED FY 24-25</b>
<b>REVENUES</b>				
50500 Drainage Fee	129,783	94,945	0	0
58000 Earning On Investments	3,288	4,785	0	0
TOTAL REVENUES	133,070	99,730	0	0
<b>EXPENDITURES</b>				
22417660 PUB WKS-STORM DRAIN CONST	167,346	2,291	0	0
TOTAL EXPENDITURES	167,346	2,291	0	0
<b>OPERATING EXPENSES</b>	<b>ACTUAL FY 21-22</b>	<b>ACTUAL FY 22-23</b>	<b>ADOPTED FY 23-24</b>	<b>ADOPTED FY 24-25</b>
66000 CAPITAL	167,346	2,291	0	0
<b>TOTAL</b>	<b>167,346</b>	<b>2,291</b>	<b>0</b>	<b>0</b>

LOCAL DRAINAGE AREA IV				
PUBLIC WORKS				ACCOUNTING UNIT
PUB WKS-STORM DRAIN CONST				22417002
Account Code	LINE ITEM RESOURCES	ACTUAL FY 21-22	ACTUAL FY 22-23	ADOPTED FY 23-24
50500	Drainage Fee	129,783	94,945	0
58000	Earning On Investments	3,288	4,785	0
	<b>SUBTOTAL REVENUES</b>	<b>133,070</b>	<b>99,730</b>	<b>0</b>
	<b>TOTAL</b>	<b>133,070</b>	<b>99,730</b>	<b>0</b>

LOCAL DRAINAGE AREA IV					
PUBLIC WORKS					ACCOUNTING UNIT
PUB WKS-STORM DRAIN CONST					22417660
Account Code	LINE ITEM RESOURCES	ACTUAL FY 21-22	ACTUAL FY 22-23	ADOPTED FY 23-24	ADOPTED FY 24-25
66220	Improvements Other Than Building	167,346	2,291	0	0
	<b>SUBTOTAL CAPITAL</b>	<b>167,346</b>	<b>2,291</b>	<b>0</b>	<b>0</b>
	<b>TOTAL</b>	<b>167,346</b>	<b>2,291</b>	<b>0</b>	<b>0</b>



**LOCAL DRAINAGE AREA V  
DEPARTMENT RESOURCE SUMMARY**

**PUBLIC WORKS**

ACTIVITIES	ACTUAL FY 21-22	ACTUAL FY 22-23	ADOPTED FY 23-24	ADOPTED FY 24-25
REVENUES				
50500 Drainage Fee	25,599	0	0	0
58000 Earning On Investments	2,014	2,826	0	0
TOTAL REVENUES	27,613	2,826	0	0

LOCAL DRAINAGE AREA V				
PUBLIC WORKS				ACCOUNTING UNIT
PUB WKS-STORM DRAIN CONST				22517002
Account Code	LINE ITEM RESOURCES	ACTUAL FY 21-22	ACTUAL FY 22-23	ADOPTED FY 23-24
50500	Drainage Fee	25,599	0	0
58000	Earning On Investments	2,014	2,826	0
	<b>SUBTOTAL REVENUES</b>	<b>27,613</b>	<b>2,826</b>	<b>0</b>
	<b>TOTAL</b>	<b>27,613</b>	<b>2,826</b>	<b>0</b>

**LOCAL DRAINAGE AREA VI  
DEPARTMENT RESOURCE SUMMARY**

**PUBLIC WORKS**

ACTIVITIES	ACTUAL FY 21-22	ACTUAL FY 22-23	ADOPTED FY 23-24	ADOPTED FY 24-25
REVENUES				
50500 Drainage Fee	162,431	3,055	0	0
58000 Earning On Investments	1,870	3,940	0	0
TOTAL REVENUES	164,301	6,995	0	0

LOCAL DRAINAGE AREA VI					
PUBLIC WORKS					ACCOUNTING UNIT
PUB WKS-STORM DRAIN CONST					22617002
Account Code	LINE ITEM RESOURCES	ACTUAL FY 21-22	ACTUAL FY 22-23	ADOPTED FY 23-24	ADOPTED FY 24-25
50500	Drainage Fee	162,431	3,055	0	0
58000	Earning On Investments	1,870	3,940	0	0
	<b>SUBTOTAL REVENUES</b>	<b>164,301</b>	<b>6,995</b>	<b>0</b>	<b>0</b>
	<b>TOTAL</b>	<b>164,301</b>	<b>6,995</b>	<b>0</b>	<b>0</b>

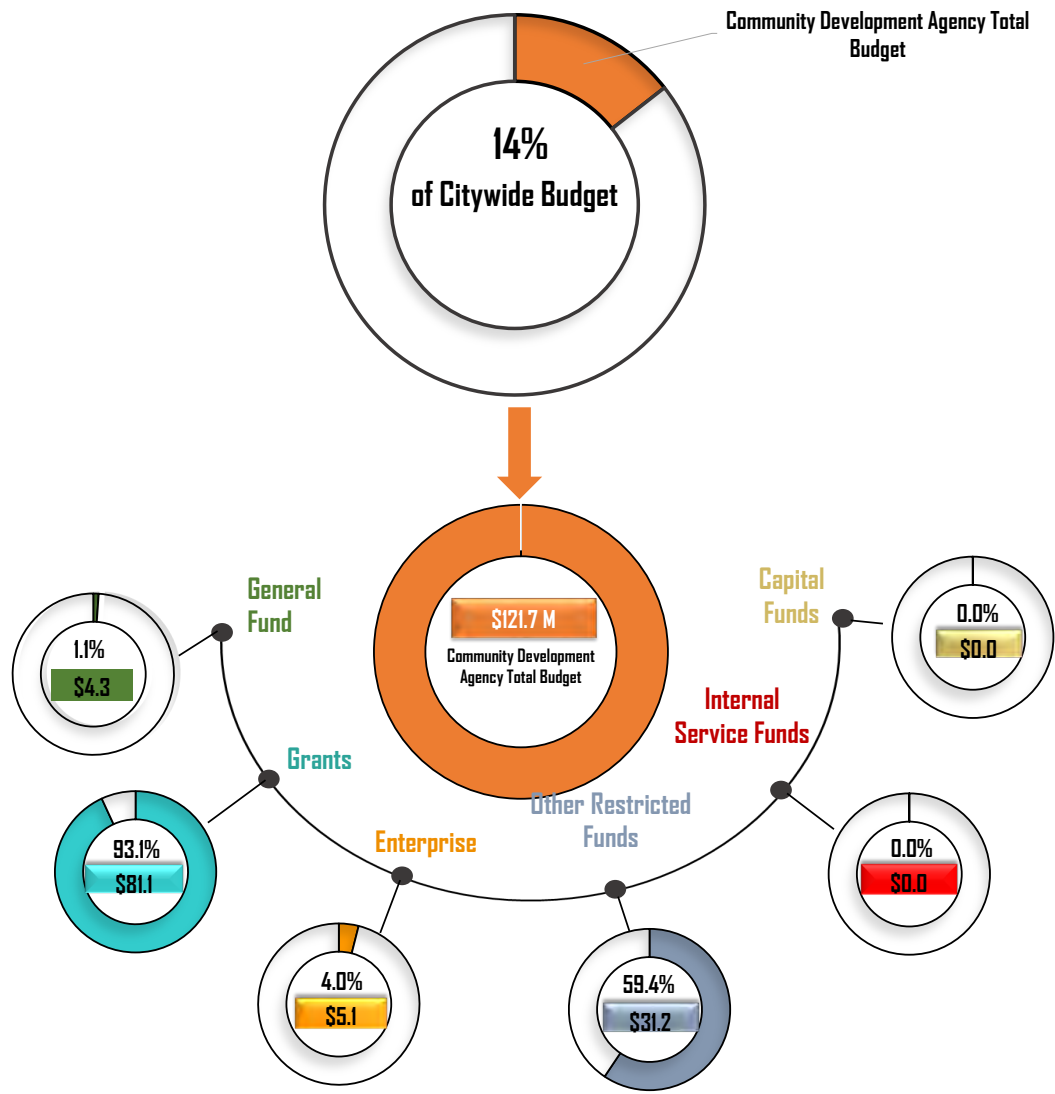
# Community Development Agency

Departmental / Program Information  
FY 24 -25 Adopted Budget

Community Development Agency Position Summary			
Authorized Personnel	Funded FY 23-24	Workforce Changes	Funded FY 24-25
Administrative Services Manager (MM)	1		1
Arts and Culture Specialist	1		1
Community Development Analyst	4		4
Community Development Commission Secretary	1		1
Economic Development Manager (MM)	1		1
Economic Development Specialist I	3	1	4
Economic Development Specialist II	0	1	1
Economic Development Specialist III	4		4
Executive Director of Community Development (EM)	1		1
Executive Secretary (UC)*	1		1
Homeless Services Division Manager (MM)	1		1
Housing Authority Analyst	1		1
Housing Authority Coordinator	0	1	1
Housing Authority Operations Supervisor	1		1
Housing Division Manager (MM)	1		1
Housing Programs Analyst	4		4
Housing Programs Coordinator	1	1	2
Housing Specialist II	11		11
Management Aide (UC)	1		1
Management Analyst (UC)	4		4
Parking Meter Operations Supervisor	1		1
Parking Meter Technician I	1		1
Parking Meter Technician II	2		2
Rent Stabilization Manager (MM)	1		1
Residential Construction Specialist	1		1
Senior Accounting Assistant	3		3
Senior Community Development Analyst	1	(1)	0
Senior Housing Specialist	2	1	3
Senior Office Assistant	4		4
Workforce Specialist I	0	1	1
Workforce Specialist II	13		13
Workforce Specialist III	0	2	2
Workforce Specialist IV	1		1
<b>Authorized Total</b>	<b>72</b>	<b>7</b>	<b>79</b>

\*Organizational Change in FY 23-24 Mid-Year Report Reso #2024-003

GENERAL FUND	10.20
CANNABIS PUBLIC BENEFIT FUND	0.57
ENTERPRISE FUND	5.55
FEDERAL/STATE GRANTS	51.31
OTHER RESTRICTED FUND	11.37
<b>TOTAL FUNDED POSITIONS</b>	<b>79.00</b>



# Community Development

## REVENUE

Fund	ACTUAL FY 21-22	ACTUAL FY 22-23	ADOPTED FY 23-24	ADOPTED FY 24-25
025 IDB & EZ VOUCHER MONITORING	5,800	4,268	3,000	2,000
027 PARKING FUND	4,528,794	6,636,203	4,657,310	3,458,100
122 EMERGENCY & HEALTH GRANTS	8,600,088	1,918,988	5,119,960	3,207,750
123 WORKFORCE INVESTMENT ACT	1,866,564	2,408,953	2,648,020	2,900,730
124 ORANGE COUNTY SSA GRANTS	1,151,184	1,825,444	838,970	838,960
130 HOME PROGRAM FEDERAL GRANT	3,320,008	2,963,690	1,980,040	2,018,290
133 HOUSING AUTHORITY-ISSUER FEE	74,655	79,352	83,330	76,440
135 COMMUNITY DEV BLOCK GRANT	12,592,294	11,734,148	5,568,240	5,606,020
136 HOUSING AUTHORITY-VOUCHER HAP	38,252,817	42,836,370	44,855,750	51,000,000
137 HOUSING AUTHORITY- MAINSTREAM	2,195,598	2,326,135	2,488,540	2,500,000
138 HOUSING AUTHORITY-MS 5	2,173,577	2,623,361	2,894,320	4,200,000
139 HOUSING AUTHORITY-NEW CONSTR	185,812	342,884	244,730	244,730
140 HOUSING AUTHORITY-VOUCHER ADM	3,883,611	4,727,253	4,510,880	5,487,580
142 NSP FEDERAL GRANT	242,949	319,107	-	-
143 CALHOME MFGD HSG LOAN	5,239	7,095	-	68,000
144 PRISON TO EMPLOYMENT PROGRAM	1,325,367	-	927,350	570,770
145 RENTAL REHABILITATION GRANT	2,238	484	-	490
157 HSG ADMIN CARES ACT COVID-19	4,852	-	-	-
158 SB2 Planning	2,676,292	2,324,121	5,024,060	152,490
170 MS5 HAP CARES ACT COVID-19	(205,288)	-	-	-
177 EMERGENCY RENTAL ASSISTANCE PG	21,688,817	5,201,275	-	-
179 EHV HAP	548,705	840,705	1,725,390	1,850,000
180 EHV ADMIN FEES	112,363	349,936	-	205,200
182 HOME-ARP PROGRAM	16,817	3,922,656	-	64,090
183 ARPA - CA FOR ALL YOUTH WDP	-	556,400	193,340	1,165,940
185 RENT STABILIZATION	-	-	3,245,000	1,452,700
417 INCLUSIONARY HOUSING FEE	6,013,899	1,315,141	71,500	71,500
418 CDA - PEEBLER CAPITAL FUND	1,303,794	205,305	-	-
607 HOUSING AUTHORITY LMIHF	410,566	483,734	770,280	660,500
655 2018 A & B TARB	6,485,489	11,235,637	11,541,790	11,869,190
670 COSA RDA	152,817	647,257	125,000	116,260
671 COSA RDA OBLIGATION RETIREMENT	11,896,539	12,139,383	12,078,270	12,216,930
<b>TOTAL REVENUE</b>	<b>131,512,258</b>	<b>119,975,284</b>	<b>111,595,070</b>	<b>112,004,660</b>



# Community Development

## EXPENDITURE

Fund	ACTUAL FY 21-22	ACTUAL FY 22-23	ADOPTED FY 23-24	ADOPTED FY 24-25
011 GENERAL FUND	3,791,000	5,655,913	6,186,710	4,327,760
027 PARKING FUND	3,509,680	4,285,998	4,914,080	5,070,970
122 EMERGENCY & HEALTH GRANTS	8,558,027	1,828,848	11,326,680	834,460
123 WORKFORCE INVESTMENT ACT	3,969,729	2,771,543	2,648,020	2,732,420
124 ORANGE COUNTY SSA GRANTS	1,144,844	1,824,413	838,970	838,960
130 HOME PROGRAM FEDERAL GRANT	2,132,926	3,109,689	1,605,670	1,598,670
133 HOUSING AUTHORITY-ISSUER FEE	68,510	177,863	161,960	1,026,400
135 COMMUNITY DEV BLOCK GRANT	12,706,041	10,955,953	5,372,390	5,936,640
136 HOUSING AUTHORITY-VOUCHER HAP	38,310,383	42,392,616	44,405,750	51,300,000
137 HOUSING AUTHORITY- MAINSTREAM	2,195,598	2,326,135	2,938,540	2,500,000
138 HOUSING AUTHORITY-MS 5	2,896,974	2,586,852	2,857,810	4,200,000
139 HOUSING AUTHORITY-NEW CONSTR	153,874	158,025	545,250	315,570
140 HOUSING AUTHORITY-VOUCHER ADM	3,568,459	4,005,492	4,767,570	6,337,750
142 NSP FEDERAL GRANT	7,929	1,637,420	-	-
143 CALHOME MFGD HSG LOAN	-	-	-	17,390
144 PRISON TO EMPLOYMENT PROGRAM	1,017,426	-	927,350	570,770
157 HSG ADMIN CARES ACT COVID-19	4,852	428	-	-
158 SB2 Planning	2,665,322	2,274,765	4,994,060	248,930
170 MS5 HAP CARES ACT COVID-19	(774,497)	-	-	-
177 EMERGENCY RENTAL ASSISTANCE PG	21,664,913	5,169,369	-	141,630
179 EHV HAP	132,291	1,284,998	1,130,290	1,850,000
180 EHV ADMIN FEES	83,252	342,390	140,060	183,910
181 American Rescue Plan Act	7,791,943	4,176,867	5,462,590	356,190
182 HOME-ARP PROGRAM	16,817	3,938,163	2,894,800	64,090
183 ARPA - CA FOR ALL YOUTH WDP	-	1,172,272	193,340	1,237,580
185 RENT STABILIZATION	-	-	2,823,640	2,951,380
417 INCLUSIONARY HOUSING FEE	1,097,044	1,413,105	1,584,530	2,356,310
418 CDA - PEEBLER CAPITAL FUND	4,473,266	1,308,625	-	-
607 HOUSING AUTHORITY LMIHF	(418,153)	108,227	2,035,120	469,310
655 2018 A & B TARB	6,441,455	11,127,994	11,541,790	11,869,190
670 COSA RDA	78,414	650,314	125,000	123,580
671 COSA RDA OBLIGATION RETIREMENT	7,059,443	11,771,614	12,078,270	12,216,930
<b>TOTAL EXPENDITURE</b>	<b>134,347,761</b>	<b>128,455,890</b>	<b>134,500,240</b>	<b>121,676,790</b>

# Community Development Agency

## Department Programs



### Administration

To provide financial and administrative support for the entire agency, including budget, payroll, purchase requisitions, grant billing, monitoring of revenues and expenditures, and manage the Successor Agency activities to unwind the former redevelopment agency.



### Economic Development

To improve the economic well-being of the community through efforts that entail job creation, job retention, workforce development, management of downtown parking operations, tax base enhancements and quality of life activities such as a robust arts and culture program.



### Homeless Services

To prevent and intervene in homelessness by providing innovative and effective resources and solutions for those experiencing homelessness and exploring needed services such as street medicine and detox beds for the unhoused population. Serve as liaison to businesses and residents affected by homelessness.



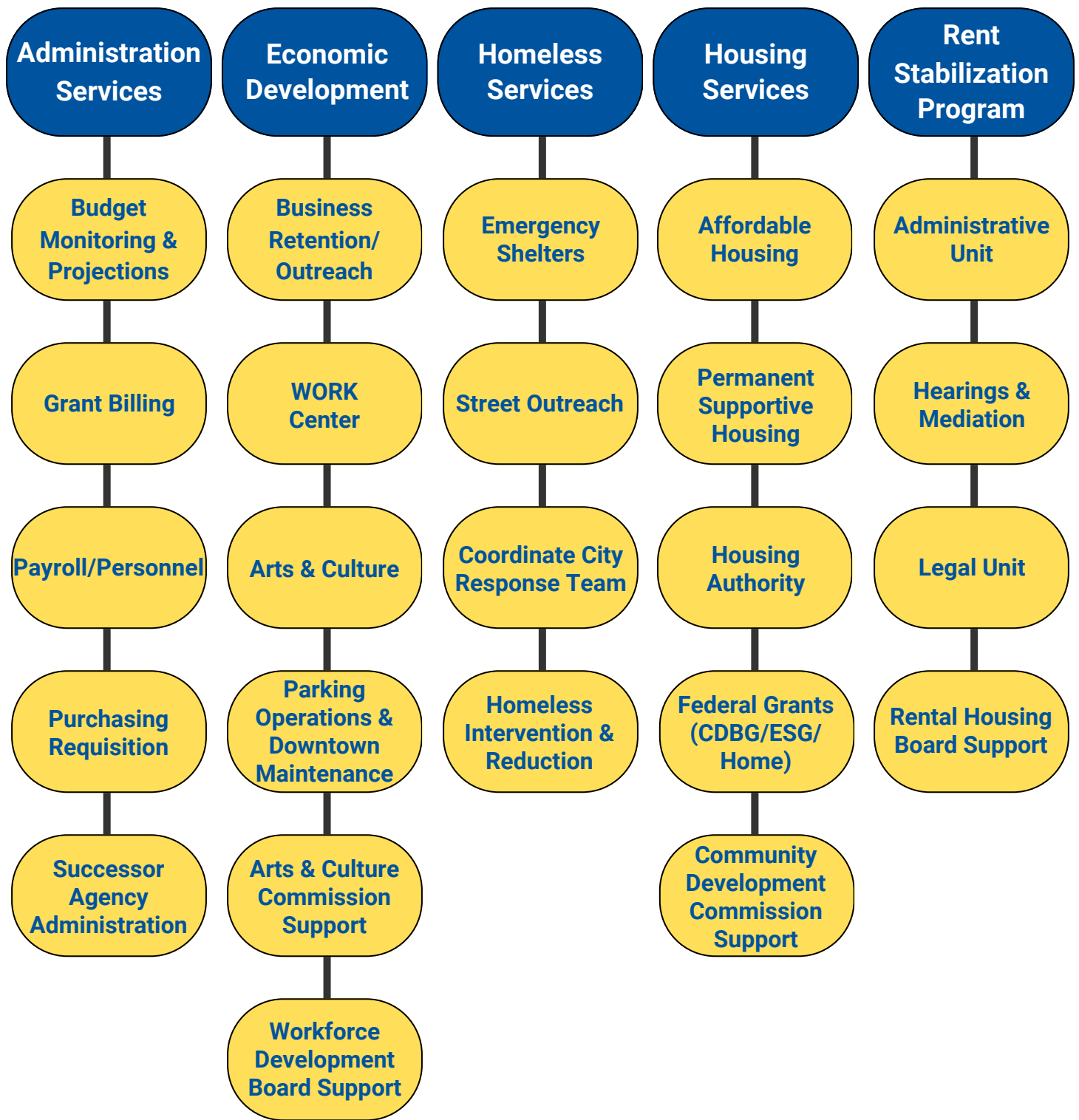
### Housing Services

To deliver a wide range of affordable housing options for low-income residents including tenant-based rental assistance, project-based affordable housing, and homeownership opportunities. The Division also administers projects to improve the neighborhood experience with funding for capital improvement projects, code enforcement, and housing rehabilitation, as well as grants for various nonprofit organizations and homeless services



### Rent Stabilization Program

To administer the Rent Stabilization and Just Cause Eviction Ordinance, protect tenants from unreasonable rent increases and unjust evictions and promote rental housing stability, affordability, and habitability for renters. Program staff are focusing on additional ways to decrease the cost of living by working with the Hunger Alliance, Solar on Multi-Family Housing and emergency rental assistance.



# Department Summary

The Community Development Agency (CDA) is responsible for providing services in the areas of economic development, job training, affordable housing, rent stabilization, arts and culture programming, parking enterprise and downtown maintenance. CDA also coordinates efforts to address homelessness throughout the City. The Agency plans, develops and administers programs to accomplish the public policy goals of the Santa Ana City Council, Santa Ana Housing Authority, Community Development Commission, Arts and Culture Commission, Workforce Development and Rental Housing Boards.

## Accomplishments

- Awarded over \$1.4 million in ARPA funding to various recipients including artists and arts organizations, small business as part of City's Rent & Debt Relief Grant Program.
- Awarded over \$1.2 million in Federal and State Grant funds to provide workforce services to Dislocated Workers and paving pathway towards employment for justice-involved population.
- Placed over 295 youth in paid internships under the CaliforniansForAll Grant.
- Awarded HHAP Funding for Affordable Housing Development, finalizing the Intergenerational housing project for seniors and transitional aged youth with children.
- \$10 million investment in affordable homeownership opportunities which includes \$7.7 million for development of affordable homeownership projects and \$2.3 million for down payment assistance for new homebuyers.

# Strategic Priorities



### Financial Stability

Protect and enhance revenue streams while maintaining a healthy reserve balance to provide for the expenditure of funds in support of the long-term priorities of the City's strategic plan.



### Community Safety

Provide a safe environment for residents and visitors while reducing crime and addressing the impacts of homelessness on our quality of life.



### Modern Facilities & Infrastructure

Ensure maintenance and preservation of City facilities and roadways to better serve the population and visitors.








### Efficient City Services

Streamline the methods of providing services to help ensure doing business with the City is easier and more efficient.








### Economic Diversification & Expansion

Enhance economic vitality by growing revenue streams, attracting quality jobs, diverse businesses and desired amenities for residents.

Strategic Plan & Goals For FY 2024-25					
Continue business attraction and retention activities that create and retain high-quality jobs for Santa Ana residents.					X
Increase efforts to identify and facilitate redevelopment of underutilized commercial properties into revenue generating projects that will benefit the community and local economy.					X
Continue administration of Council-approved economic development ARPA programs (Business assistance grants and Artist Grants).					X
Develop the second floor of the Navigation Center to facilitate programs, activities and classes to transition people out of homelessness, and implement street medicine and detox beds.			X		
Submit a HHAP and PLHA application for State Funding to reduce and address homelessness.		X			

# Strategic Priorities

Strategic Plan & Goals For FY 2024-25					
Expand the Down Payment Assistance Program to provide affordable homeownership opportunities for low to moderate income families.		X			X
Provide over \$1.4 million (FY 24-25 and FY 25-26) to nonprofit organizations for the provision of public services that include a priority on crime prevention, crisis-intervention, and/or suppression efforts for children, youth, and/or families.		X			
Begin Process of developing a Civic Center Master Plan for future development of the Civic Center Campus.			X		
Begin process of developing an MOU with the County of Orange to create Transit-oriented Development at the County and Train Station.				X	X

# Key Performance Measures

Strategic Priority: Economic Diversification & Expansion

Measure	5-Year Trajectory	FY 22-23 Annual	FY 23-24 Target	FY 24-25 Target
Decrease Unemployment	Modest	3%	3%	4%
Attract & Retain Businesses – Vacancy Rate	Modest	8%	7%	9%
Homeless-Related Response Time	Significant	24 Hours	30 Minutes - 24 Hours (depending upon issue)	30 Minutes - 24 Hours (depending upon issue)
Housing Authority Funding Utilized	Significant	102%	100%	100%
Apply for New Housing Vouchers	N/A	39	25	25
Finance the Development of New Affordable Housing	N/A	93	173	17
Provide Down Payment Assistance Loans	N/A	17	5	15
Rehabilitate Single-Family and Mobile Homes	N/A	10	15	15

# Key Performance Measures

Strategic Priority: Economic Diversification & Expansion

Measure	5-Year Trajectory	FY 22-23 Annual	FY 23-24 Target	FY 24-25 Target
Enrollment of Landlords in Rent Stabilization Program	N/A	N/A	32,450	24,518



<b>GENERAL FUND DEPARTMENT RESOURCE SUMMARY COMMUNITY DEVELOPMENT</b>				
<b>ACTIVITIES</b>	<b>ACTUAL FY 21-22</b>	<b>ACTUAL FY 22-23</b>	<b>ADOPTED FY 23-24</b>	<b>ADOPTED FY 24-25</b>
<b>EXPENDITURES</b>				
01118017 CDA - SERVICE ENHANCEMENT	1,111,191	1,097,087	3,836,630	1,051,660
01118810 ECONOMIC DEVELOPMENT	1,634,996	3,651,078	1,253,120	1,986,860
01118811 HOMELESS SERVICES-SERVICE ENHANCEMENT	352,104	230,453	547,920	717,610
01118812 CDA ADMIN-SERVICE ENHANCEMENT	240,735	402,294	274,040	296,630
01118825 SALES TAX REBATE AGREEMENT	451,974	275,000	275,000	275,000
<b>TOTAL EXPENDITURES</b>	<b>3,791,000</b>	<b>5,655,913</b>	<b>6,186,710</b>	<b>4,327,760</b>
<b>OPERATING EXPENSES</b>	<b>ACTUAL FY 21-22</b>	<b>ACTUAL FY 22-23</b>	<b>ADOPTED FY 23-24</b>	<b>ADOPTED FY 24-25</b>
61000 SALARIES & BENEFITS	1,050,545	1,342,442	1,420,760	2,038,580
62000 CONTRACTUALS	1,221,071	1,072,845	3,709,110	1,201,980
63000 COMMODITIES	8,419	21,522	36,250	29,770
65000 FIXED CHARGES	141,351	190,629	167,960	204,540
66000 CAPITAL	0	13,276	0	0
68000 TRANSFERS	1,951	16,446	12,630	12,890
69000 MISCELLANEOUS	1,367,663	2,998,753	840,000	840,000
<b>TOTAL</b>	<b>3,791,000</b>	<b>5,655,913</b>	<b>6,186,710</b>	<b>4,327,760</b>

<b>GENERAL FUND</b>					
<b>COMMUNITY DEVELOPMENT</b>				<b>ACCOUNTING UNIT</b>	
<b>CDA - SERVICE ENHANCEMENT</b>				<b>01118017</b>	
<b>Account Code</b>	<b>LINE ITEM RESOURCES</b>	<b>ACTUAL FY 21-22</b>	<b>ACTUAL FY 22-23</b>	<b>ADOPTED FY 23-24</b>	<b>ADOPTED FY 24-25</b>
61000	Salaries Regular	0	6,715	0	0
61020	Salaries Part-Time	5,217	0	0	0
61030	Salaries Participant	0	0	100,000	100,000
61100	Retirement-Employer Normal Cost	0	229	0	0
61110	Part-Time Retirement	196	0	0	0
61120	Medicare Insurance	76	96	0	0
61130	Health Insurance	0	1,065	0	0
61180	Worker Compensation Insurance	0	420	310	370
	<b>SUBTOTAL SALARIES &amp; BENEFITS</b>	<b>5,488</b>	<b>8,526</b>	<b>100,310</b>	<b>100,370</b>
62200	Advertising	2,032	0	0	0
62300	Contract Services-Professional	959,732	860,527	3,135,000	355,000
	<b>SUBTOTAL CONTRACTUALS</b>	<b>961,764</b>	<b>860,527</b>	<b>3,135,000</b>	<b>355,000</b>
63001	Miscellaneous Operating Expenses	0	0	10,910	5,760
	<b>SUBTOTAL COMMODITIES</b>	<b>0</b>	<b>0</b>	<b>10,910</b>	<b>5,760</b>
65100	Insurance Charges	0	501	360	460
65105	Benefits Overhead	0	74	50	70
	<b>SUBTOTAL FIXED CHARGES</b>	<b>0</b>	<b>576</b>	<b>410</b>	<b>530</b>
69152	Loans & Grants	0	0	200,000	200,000
69300	Sales Tax Rebate	143,939	227,459	390,000	390,000
	<b>SUBTOTAL MISCELLANEOUS</b>	<b>143,939</b>	<b>227,459</b>	<b>590,000</b>	<b>590,000</b>
	<b>TOTAL</b>	<b>1,111,191</b>	<b>1,097,087</b>	<b>3,836,630</b>	<b>1,051,660</b>

<b>GENERAL FUND</b>					
<b>COMMUNITY DEVELOPMENT</b>					<b>ACCOUNTING UNIT</b>
<b>CDA ADMIN-SERVICE ENHANCEMENT</b>					<b>01118812</b>
<b>Account Code</b>	<b>LINE ITEM RESOURCES</b>	<b>ACTUAL FY 21-22</b>	<b>ACTUAL FY 22-23</b>	<b>ADOPTED FY 23-24</b>	<b>ADOPTED FY 24-25</b>
61000	Salaries Regular	177,204	270,789	181,450	185,100
61010	Salaries Cash Out/Separation	655	0	0	0
61040	Salaries Overtime	423	1,560	0	0
61100	Retirement-Employer Normal Cost	7,536	10,892	8,670	10,830
61120	Medicare Insurance	2,556	3,942	2,640	2,690
61130	Health Insurance	35,356	45,709	31,420	34,900
61170	Retiree Health Benefits	0	1,514	930	1,740
61180	Worker Compensation Insurance	4,710	16,614	10,610	14,930
	<b>SUBTOTAL SALARIES &amp; BENEFITS</b>	<b>228,440</b>	<b>351,022</b>	<b>235,720</b>	<b>250,190</b>
62010	Communications	482	893	2,120	0
62130	Tuition Reimbursement	0	541	0	0
62300	Contract Services-Professional	593	2,884	710	710
62302	Contracted Vendor Personnel Services	0	3,431	0	0
62700	Auto Expense	0	4,500	0	0
	<b>SUBTOTAL CONTRACTUALS</b>	<b>1,075</b>	<b>12,248</b>	<b>2,830</b>	<b>710</b>
63001	Miscellaneous Operating Expenses	1,160	1,844	1,000	1,000
	<b>SUBTOTAL COMMODITIES</b>	<b>1,160</b>	<b>1,844</b>	<b>1,000</b>	<b>1,000</b>
65040	IT Maintenance Charge	4,610	7,250	7,960	9,200
65055	Communications- Landlines	0	0	0	1,280
65100	Insurance Charges	5,170	19,709	12,090	18,700
65105	Benefits Overhead	280	2,964	1,840	2,690
	<b>SUBTOTAL FIXED CHARGES</b>	<b>10,060</b>	<b>29,924</b>	<b>21,890</b>	<b>31,870</b>
66511	Computer Software Subscriptions	0	214	0	0
	<b>SUBTOTAL CAPITAL</b>	<b>0</b>	<b>214</b>	<b>0</b>	<b>0</b>
68001	POB Misc Xfer to Fund 406	0	7,042	12,600	12,860
	<b>SUBTOTAL TRANSFERS</b>	<b>0</b>	<b>7,042</b>	<b>12,600</b>	<b>12,860</b>
	<b>TOTAL</b>	<b>240,735</b>	<b>402,294</b>	<b>274,040</b>	<b>296,630</b>

<b>GENERAL FUND</b>					
<b>COMMUNITY DEVELOPMENT</b>					<b>ACCOUNTING UNIT</b>
<b>ECONOMIC DEVELOPMENT</b>					<b>01118810</b>
<b>Account Code</b>	<b>LINE ITEM RESOURCES</b>	<b>ACTUAL FY 21-22</b>	<b>ACTUAL FY 22-23</b>	<b>ADOPTED FY 23-24</b>	<b>ADOPTED FY 24-25</b>
61000	Salaries Regular	432,825	573,137	566,700	921,980
61010	Salaries Cash Out/Separation	8,336	0	0	22,110
61020	Salaries Part-Time	23,973	17,855	20,640	21,640
61040	Salaries Overtime	548	3,387	0	0
61100	Retirement-Employer Normal Cost	27,747	31,913	39,150	74,130
61102	Retirement- Employer Unfunded- Miscellaneous	29,349	3,266	840	0
61110	Part-Time Retirement	217	696	770	810
61120	Medicare Insurance	6,712	8,159	8,210	14,040
61130	Health Insurance	63,653	78,617	81,180	185,590
61170	Retiree Health Benefits	1,662	1,706	2,050	9,080
61180	Worker Compensation Insurance	33,319	34,428	27,340	32,570
	<b>SUBTOTAL SALARIES &amp; BENEFITS</b>	<b>628,341</b>	<b>753,164</b>	<b>746,880</b>	<b>1,281,950</b>
62000	Utilities	0	0	0	180,900
62010	Communications	2,629	2,402	4,760	0
62012	Cellular Phone Charges	1,698	1,999	2,000	2,000
62120	Training, Transportation, Meetings	5,731	15,901	27,200	27,200
62130	Tuition Reimbursement	0	403	0	0
62140	Membership, Subscription & Dues	8,644	25,072	14,100	14,100
62200	Advertising	1,329	10,698	23,000	23,000
62300	Contract Services-Professional	54,760	118,607	284,040	279,840
62302	Contracted Vendor Personnel Services	2,000	3,724	4,200	8,400
62400	Auditor Fee	974	47	0	0
62500	Rent Payments	14,890	23,912	0	0
62600	Parking Validation	469	1,928	1,500	1,500
62700	Auto Expense	40	60	0	0
	<b>SUBTOTAL CONTRACTUALS</b>	<b>93,164</b>	<b>204,752</b>	<b>360,800</b>	<b>536,940</b>
63001	Miscellaneous Operating Expenses	5,487	18,827	22,140	20,810
63300	Gas & Diesel	31	36	0	0
	<b>SUBTOTAL COMMODITIES</b>	<b>5,519</b>	<b>18,863</b>	<b>22,140</b>	<b>20,810</b>
65000	Building Rental	52,420	63,760	63,760	71,700
65010	Rental City Equipment	1,011	202	0	0
65012	Accident Repair & Replacement	28	5	0	0
65040	IT Maintenance Charge	20,318	19,520	23,610	25,230
65055	Communications- Landlines	0	0	0	3,510
65100	Insurance Charges	32,807	41,091	31,160	40,810
65105	Benefits Overhead	1,286	6,108	4,740	5,880
65210	Delivery Charges	1,401	0	0	0
	<b>SUBTOTAL FIXED CHARGES</b>	<b>109,271</b>	<b>130,687</b>	<b>123,270</b>	<b>147,130</b>
66511	Computer Software Subscriptions	0	12,915	0	0
	<b>SUBTOTAL CAPITAL</b>	<b>0</b>	<b>12,915</b>	<b>0</b>	<b>0</b>
68001	POB Misc Xfer to Fund 406	1,951	9,404	30	30
	<b>SUBTOTAL TRANSFERS</b>	<b>1,951</b>	<b>9,404</b>	<b>30</b>	<b>30</b>
69138	Payment-Training Portion	0	10,000	0	0
69143	Transportation Pass for Partic	2,970	7,724	0	0
69152	Loans & Grants	793,780	2,503,570	0	0
	<b>SUBTOTAL MISCELLANEOUS</b>	<b>796,750</b>	<b>2,521,294</b>	<b>0</b>	<b>0</b>
	<b>TOTAL</b>	<b>1,634,996</b>	<b>3,651,078</b>	<b>1,253,120</b>	<b>1,986,860</b>

<b>GENERAL FUND</b>					
<b>COMMUNITY DEVELOPMENT</b>				<b>ACCOUNTING UNIT</b>	
<b>HOMELESS SERVICES-SERVICE ENHANCEMENT</b>				<b>01118811</b>	
<b>Account Code</b>	<b>LINE ITEM RESOURCES</b>	<b>ACTUAL FY 21-22</b>	<b>ACTUAL FY 22-23</b>	<b>ADOPTED FY 23-24</b>	<b>ADOPTED FY 24-25</b>
61000	Salaries Regular	153,665	164,968	171,560	196,940
61010	Salaries Cash Out/Separation	0	0	120,190	164,330
61100	Retirement-Employer Normal Cost	5,957	5,257	7,770	8,260
61120	Medicare Insurance	2,159	2,165	2,470	2,840
61130	Health Insurance	14,383	45,878	25,080	22,800
61170	Retiree Health Benefits	1,421	1,505	1,580	1,810
61180	Worker Compensation Insurance	10,690	9,959	9,200	9,090
	<b>SUBTOTAL SALARIES &amp; BENEFITS</b>	<b>188,276</b>	<b>229,731</b>	<b>337,850</b>	<b>406,070</b>
62010	Communications	478	510	1,150	0
62012	Cellular Phone Charges	571	639	630	630
62120	Training, Transportation, Meetings	0	0	7,500	7,500
62140	Membership, Subscription & Dues	0	0	70	70
62300	Contract Services-Professional	139,014	(30,832)	176,130	276,130
62500	Rent Payments	5	0	0	0
	<b>SUBTOTAL CONTRACTUALS</b>	<b>140,068</b>	<b>(29,683)</b>	<b>185,480</b>	<b>284,330</b>
63001	Miscellaneous Operating Expenses	1,740	815	2,200	2,200
	<b>SUBTOTAL COMMODITIES</b>	<b>1,740</b>	<b>815</b>	<b>2,200</b>	<b>2,200</b>
65000	Building Rental	3,810	4,630	4,630	5,210
65040	IT Maintenance Charge	5,760	11,160	5,690	5,940
65055	Communications- Landlines	0	0	0	830
65100	Insurance Charges	11,740	11,886	10,480	11,390
65105	Benefits Overhead	410	1,767	1,590	1,640
65210	Delivery Charges	300	0	0	0
	<b>SUBTOTAL FIXED CHARGES</b>	<b>22,020</b>	<b>29,443</b>	<b>22,390</b>	<b>25,010</b>
66511	Computer Software Subscriptions	0	147	0	0
	<b>SUBTOTAL CAPITAL</b>	<b>0</b>	<b>147</b>	<b>0</b>	<b>0</b>
	<b>TOTAL</b>	<b>352,104</b>	<b>230,453</b>	<b>547,920</b>	<b>717,610</b>

<b>GENERAL FUND</b>					
<b>COMMUNITY DEVELOPMENT</b>					<b>ACCOUNTING UNIT</b>
<b>SALES TAX REBATE AGREEMENT</b>					<b>01118825</b>
Account Code	LINE ITEM RESOURCES	ACTUAL FY 21-22	ACTUAL FY 22-23	ADOPTED FY 23-24	ADOPTED FY 24-25
62300	Contract Services-Professional	25,000	25,000	25,000	25,000
	<b>SUBTOTAL CONTRACTUALS</b>	<b>25,000</b>	<b>25,000</b>	<b>25,000</b>	<b>25,000</b>
69300	Sales Tax Rebate	426,974	250,000	250,000	250,000
	<b>SUBTOTAL MISCELLANEOUS</b>	<b>426,974</b>	<b>250,000</b>	<b>250,000</b>	<b>250,000</b>
	<b>TOTAL</b>	<b>451,974</b>	<b>275,000</b>	<b>275,000</b>	<b>275,000</b>

**IDB & EZ VOUCHER MONITORING  
DEPARTMENT RESOURCE SUMMARY**

**COMMUNITY DEVELOPMENT**

ACTIVITIES	ACTUAL FY 21-22	ACTUAL FY 22-23	ADOPTED FY 23-24	ADOPTED FY 24-25
REVENUES				
57000 Expense Reimbursement	2,811	2,450	0	0
58000 Earning On Investments	2,989	1,819	3,000	2,000
TOTAL REVENUES	5,800	4,268	3,000	2,000

<b>IDB &amp; EZ VOUCHER MONITORING</b>				
<b>COMMUNITY DEVELOPMENT</b>				<b>ACCOUNTING UNIT</b>
<b>CDA SPECIAL REVENUE</b>				<b>02518002</b>
<b>Account Code</b>	<b>LINE ITEM RESOURCES</b>	<b>ACTUAL FY 21-22</b>	<b>ACTUAL FY 22-23</b>	<b>ADOPTED FY 23-24</b>
57000	Expense Reimbursement	2,811	2,450	0
58000	Earning On Investments	2,989	1,819	3,000
	<b>SUBTOTAL REVENUES</b>	<b>5,800</b>	<b>4,268</b>	<b>3,000</b>
	<b>TOTAL</b>	<b>5,800</b>	<b>4,268</b>	<b>2,000</b>



<b>PARKING FUND DEPARTMENT RESOURCE SUMMARY COMMUNITY DEVELOPMENT</b>				
<b>ACTIVITIES</b>	<b>ACTUAL FY 21-22</b>	<b>ACTUAL FY 22-23</b>	<b>ADOPTED FY 23-24</b>	<b>ADOPTED FY 24-25</b>
<b>REVENUES</b>				
53800 Parking Fees	21,521	0	0	0
53804 Parking Meter & Facilities Revenue	1,598,318	1,490,134	1,463,780	1,751,320
53903 Broadway Structure	529,133	215,457	0	0
53904 Spurgeon Structure	523,631	506,221	468,290	531,290
53905 Birch Structure	468,988	481,645	427,860	562,830
53906 Main Structure	311,875	261,964	272,790	304,460
55000 Parking Fines	234,509	263,385	125,510	281,800
57010 Miscellaneous Recoveries	0	449,127	0	0
57990 Miscellaneous Income	44,703	63,789	29,960	6,400
58000 Earning On Investments	7,117	31,441	6,800	20,000
59000-011 Transfer From Fund 011	789,000	2,873,040	1,862,320	0
<b>TOTAL REVENUES</b>	<b>4,528,794</b>	<b>6,636,203</b>	<b>4,657,310</b>	<b>3,458,100</b>
<b>EXPENDITURES</b>				
02718131 PARKING METER	1,305,731	1,537,762	1,715,390	1,864,510
02718132 PARKING FACILITIES	1,409,286	1,803,318	2,132,030	2,108,040
02718133 DOWNTOWN ENHANCEMENTS	794,664	944,918	1,066,660	1,098,420
<b>TOTAL EXPENDITURES</b>	<b>3,509,680</b>	<b>4,285,998</b>	<b>4,914,080</b>	<b>5,070,970</b>
<b>OPERATING EXPENSES</b>	<b>ACTUAL FY 21-22</b>	<b>ACTUAL FY 22-23</b>	<b>ADOPTED FY 23-24</b>	<b>ADOPTED FY 24-25</b>
61000 SALARIES & BENEFITS	1,082,919	973,192	1,070,880	1,227,080
62000 CONTRACTUALS	2,064,174	2,967,542	3,479,720	3,449,250
63000 COMMODITIES	33,478	30,902	52,400	52,400
65000 FIXED CHARGES	302,089	263,314	271,840	298,970
66000 CAPITAL	0	123	0	0
67000 DEBT SERVICE	26,569	50,474	38,740	42,490
68000 TRANSFERS	451	451	500	780
<b>TOTAL</b>	<b>3,509,680</b>	<b>4,285,998</b>	<b>4,914,080</b>	<b>5,070,970</b>

<b>PARKING FUND</b>					
<b>COMMUNITY DEVELOPMENT</b>					<b>ACCOUNTING UNIT</b>
<b>PARKING OPERATIONS</b>					<b>02718002</b>
<b>Account Code</b>	<b>LINE ITEM RESOURCES</b>	<b>ACTUAL FY 21-22</b>	<b>ACTUAL FY 22-23</b>	<b>ADOPTED FY 23-24</b>	<b>ADOPTED FY 24-25</b>
53800	Parking Fees	21,521	0	0	0
53804	Parking Meter & Facilities Revenue	1,598,318	1,490,134	1,463,780	1,751,320
53903	Broadway Structure	529,133	215,457	0	0
53904	Spurgeon Structure	523,631	506,221	468,290	531,290
53905	Birch Structure	468,988	481,645	427,860	562,830
53906	Main Structure	311,875	261,964	272,790	304,460
55000	Parking Fines	234,509	263,385	125,510	281,800
57010	Miscellaneous Recoveries	0	449,127	0	0
57990	Miscellaneous Income	44,703	63,789	29,960	6,400
58000	Earning On Investments	7,117	31,441	6,800	20,000
59000	Transfer From Fund 011	789,000	2,873,040	1,862,320	0
	<b>SUBTOTAL REVENUES</b>	<b>4,528,794</b>	<b>6,636,203</b>	<b>4,657,310</b>	<b>3,458,100</b>
	<b>TOTAL</b>	<b>4,528,794</b>	<b>6,636,203</b>	<b>4,657,310</b>	<b>3,458,100</b>

<b>PARKING FUND</b>					
<b>COMMUNITY DEVELOPMENT</b>					<b>ACCOUNTING UNIT</b>
<b>PARKING METER</b>					<b>02718131</b>
<b>Account Code</b>	<b>LINE ITEM RESOURCES</b>	<b>ACTUAL FY 21-22</b>	<b>ACTUAL FY 22-23</b>	<b>ADOPTED FY 23-24</b>	<b>ADOPTED FY 24-25</b>
61000	Salaries Regular	506,981	517,202	552,070	631,770
61010	Salaries Cash Out/Separation	70	0	0	240
61020	Salaries Part-Time	0	0	0	20,620
61040	Salaries Overtime	1,805	1,976	10,000	10,000
61100	Retirement-Employer Normal Cost	24,849	26,136	34,690	38,870
61102	Retirement- Employer Unfunded- Miscellaneous	146,789	60,593	50,400	61,310
61110	Part-Time Retirement	0	0	0	770
61120	Medicare Insurance	7,233	7,209	7,810	9,310
61130	Health Insurance	123,167	134,375	147,080	149,650
61170	Retiree Health Benefits	8,156	4,139	80	8,200
61180	Worker Compensation Insurance	29,770	36,030	30,350	28,510
	<b>SUBTOTAL SALARIES &amp; BENEFITS</b>	<b>848,819</b>	<b>787,659</b>	<b>832,480</b>	<b>959,250</b>
62000	Utilities	769	790	770	770
62010	Communications	1,828	2,040	8,140	0
62012	Cellular Phone Charges	1,744	2,084	2,000	2,000
62120	Training, Transportation, Meetings	0	0	1,000	1,000
62130	Tuition Reimbursement	0	142	0	0
62140	Membership, Subscription & Dues	0	0	200	200
62251	Other Agency Services	0	0	1,000	1,000
62300	Contract Services-Professional	224,013	467,853	583,210	583,210
62302	Contracted Vendor Personnel Services	0	847	0	0
62322	Maintenance & Repair Machinery	0	0	1,000	1,000
62337	Contract Services-Bush Parking Lot	1,661	300	5,600	5,600
	<b>SUBTOTAL CONTRACTUALS</b>	<b>230,014</b>	<b>474,057</b>	<b>602,920</b>	<b>594,780</b>
63001	Miscellaneous Operating Expenses	11,310	16,805	30,350	30,350
63300	Gas & Diesel	7,136	7,080	4,000	4,000
	<b>SUBTOTAL COMMODITIES</b>	<b>18,446</b>	<b>23,885</b>	<b>34,350</b>	<b>34,350</b>
65010	Rental City Equipment	19,968	33,552	13,590	14,660
65011	Equipment Replacement Charges	13,812	3,453	8,250	7,530
65012	Accident Repair & Replacement	528	528	250	550
65020	City Yard Rental	13,760	13,760	16,590	18,210
65040	IT Maintenance Charge	40,590	39,710	40,390	48,390
65055	Communications- Landlines	0	0	0	6,740
65100	Insurance Charges	32,680	35,984	34,580	35,720
65105	Benefits Overhead	2,060	5,607	5,260	5,140
65210	Delivery Charges	680	0	0	0
65400	Indirect Costs	61,432	76,335	93,450	102,450
	<b>SUBTOTAL FIXED CHARGES</b>	<b>185,510</b>	<b>208,928</b>	<b>212,360</b>	<b>239,390</b>
66511	Computer Software Subscriptions	0	55	0	0
	<b>SUBTOTAL CAPITAL</b>	<b>0</b>	<b>55</b>	<b>0</b>	<b>0</b>
67301	POB Principal-Misc	0	15,127	5,190	8,400
67311	POB Interest - Misc	22,491	27,600	27,590	27,560
	<b>SUBTOTAL DEBT SERVICE</b>	<b>22,491</b>	<b>42,727</b>	<b>32,780</b>	<b>35,960</b>
68000	Transfer to Fund 051	451	451	500	780
	<b>SUBTOTAL TRANSFERS</b>	<b>451</b>	<b>451</b>	<b>500</b>	<b>780</b>
	<b>TOTAL</b>	<b>1,305,731</b>	<b>1,537,762</b>	<b>1,715,390</b>	<b>1,864,510</b>

<b>PARKING FUND</b>					
<b>COMMUNITY DEVELOPMENT</b>					<b>ACCOUNTING UNIT</b>
<b>PARKING FACILITIES</b>					<b>02718132</b>
<b>Account Code</b>	<b>LINE ITEM RESOURCES</b>	<b>ACTUAL FY 21-22</b>	<b>ACTUAL FY 22-23</b>	<b>ADOPTED FY 23-24</b>	<b>ADOPTED FY 24-25</b>
61000	Salaries Regular	117	3,335	9,200	10,110
61020	Salaries Part-Time	0	0	0	650
61100	Retirement-Employer Normal Cost	6	154	420	430
61102	Retirement- Employer Unfunded- Miscellaneous	399	358	120	200
61110	Part-Time Retirement	0	0	0	30
61120	Medicare Insurance	2	47	130	160
61130	Health Insurance	34	468	1,030	1,150
61170	Retiree Health Benefits	0	0	80	90
61180	Worker Compensation Insurance	5,230	207	10	180
	<b>SUBTOTAL SALARIES &amp; BENEFITS</b>	<b>5,786</b>	<b>4,568</b>	<b>10,990</b>	<b>13,000</b>
62010	Communications	0	0	1,200	0
62130	Tuition Reimbursement	0	5	0	0
62251	Other Agency Services	1,029	868	1,100	1,100
62300	Contract Services-Professional	8,701	121,667	300,000	300,000
62333	Contract Services-Broadway Structure	423,961	291,337	0	0
62334	Contract Services-Spurgeon Structure	347,879	476,756	640,000	640,000
62335	Contract Services-Birch Structure	314,702	428,858	520,000	520,000
62336	Contract Services-Main Structure	281,927	467,895	640,000	620,130
	<b>SUBTOTAL CONTRACTUALS</b>	<b>1,378,200</b>	<b>1,787,385</b>	<b>2,102,300</b>	<b>2,081,230</b>
63001	Miscellaneous Operating Expenses	12,905	4,599	11,050	11,050
	<b>SUBTOTAL COMMODITIES</b>	<b>12,905</b>	<b>4,599</b>	<b>11,050</b>	<b>11,050</b>
65040	IT Maintenance Charge	6,050	5,860	5,970	590
65055	Communications- Landlines	0	0	0	80
65100	Insurance Charges	5,740	247	10	230
65105	Benefits Overhead	410	37	0	30
65210	Delivery Charges	110	0	0	0
65400	Indirect Costs	14	486	1,600	1,710
	<b>SUBTOTAL FIXED CHARGES</b>	<b>12,324</b>	<b>6,630</b>	<b>7,580</b>	<b>2,640</b>
67301	POB Principal-Misc	0	48	20	30
67311	POB Interest - Misc	71	87	90	90
	<b>SUBTOTAL DEBT SERVICE</b>	<b>71</b>	<b>135</b>	<b>110</b>	<b>120</b>
	<b>TOTAL</b>	<b>1,409,286</b>	<b>1,803,318</b>	<b>2,132,030</b>	<b>2,108,040</b>

<b>PARKING FUND</b>					
<b>COMMUNITY DEVELOPMENT</b>				<b>ACCOUNTING UNIT</b>	
<b>DOWNTOWN ENHANCEMENTS</b>				<b>02718133</b>	
<b>Account Code</b>	<b>LINE ITEM RESOURCES</b>	<b>ACTUAL FY 21-22</b>	<b>ACTUAL FY 22-23</b>	<b>ADOPTED FY 23-24</b>	<b>ADOPTED FY 24-25</b>
61000	Salaries Regular	129,916	135,288	162,860	180,760
61010	Salaries Cash Out/Separation	0	0	0	2,000
61020	Salaries Part-Time	0	0	0	430
61040	Salaries Overtime	1,004	119	10,000	10,000
61100	Retirement-Employer Normal Cost	5,038	4,306	7,560	7,880
61102	Retirement- Employer Unfunded- Miscellaneous	22,449	8,835	10,200	12,070
61110	Part-Time Retirement	0	0	0	20
61120	Medicare Insurance	1,791	1,834	2,320	2,610
61130	Health Insurance	22,466	22,492	26,590	29,360
61170	Retiree Health Benefits	0	0	100	1,670
61180	Worker Compensation Insurance	45,650	8,091	7,780	8,030
	<b>SUBTOTAL SALARIES &amp; BENEFITS</b>	<b>228,314</b>	<b>180,965</b>	<b>227,410</b>	<b>254,830</b>
62000	Utilities	13,831	25,994	15,000	15,000
62010	Communications	479	561	1,260	0
62012	Cellular Phone Charges	567	586	700	700
62120	Training, Transportation, Meetings	27	0	0	0
62130	Tuition Reimbursement	0	16	0	0
62140	Membership, Subscription & Dues	0	0	300	300
62200	Advertising	0	0	1,500	1,500
62300	Contract Services-Professional	441,057	678,943	755,740	755,740
	<b>SUBTOTAL CONTRACTUALS</b>	<b>455,961</b>	<b>706,100</b>	<b>774,500</b>	<b>773,240</b>
63001	Miscellaneous Operating Expenses	2,127	2,418	7,000	7,000
	<b>SUBTOTAL COMMODITIES</b>	<b>2,127</b>	<b>2,418</b>	<b>7,000</b>	<b>7,000</b>
65010	Rental City Equipment	5,196	10,824	6,330	6,830
65011	Equipment Replacement Charges	1,332	333	0	730
65012	Accident Repair & Replacement	132	264	0	0
65040	IT Maintenance Charge	28,790	5,580	6,260	6,530
65055	Communications- Landlines	0	0	0	910
65100	Insurance Charges	50,120	9,656	8,860	10,050
65105	Benefits Overhead	1,770	1,435	1,350	1,450
65210	Delivery Charges	1,100	0	0	0
65400	Indirect Costs	15,815	19,663	29,100	30,440
	<b>SUBTOTAL FIXED CHARGES</b>	<b>104,255</b>	<b>47,756</b>	<b>51,900</b>	<b>56,940</b>
66511	Computer Software Subscriptions	0	68	0	0
	<b>SUBTOTAL CAPITAL</b>	<b>0</b>	<b>68</b>	<b>0</b>	<b>0</b>
67301	POB Principal-Misc	0	2,695	930	1,500
67311	POB Interest - Misc	4,007	4,917	4,920	4,910
	<b>SUBTOTAL DEBT SERVICE</b>	<b>4,007</b>	<b>7,612</b>	<b>5,850</b>	<b>6,410</b>
	<b>TOTAL</b>	<b>794,664</b>	<b>944,918</b>	<b>1,066,660</b>	<b>1,098,420</b>

**EMERGENCY & HEALTH GRANTS  
DEPARTMENT RESOURCE SUMMARY  
COMMUNITY DEVELOPMENT**

ACTIVITIES	ACTUAL FY 21-22	ACTUAL FY 22-23	ADOPTED FY 23-24	ADOPTED FY 24-25
REVENUES				
52025 State Grants-Direct	8,558,027	1,828,848	2,546,480	534,270
58000 Earning On Investments	6,858	68,724	12,000	105,000
58006 Interest Earned on Advanced Received	2	0	0	0
58007 Interest Earned on Advanced Received- 8M	16,810	11,679	5,000	12,000
58008 Interest Earned on Advanced Received- 4M	18,390	9,736	10,000	10,000
59011 Reserve Appropriation	0	0	2,546,480	2,546,480
TOTAL REVENUES	8,600,088	1,918,988	5,119,960	3,207,750
EXPENDITURES				
12218715 HHAP GRANT	5,043,068	255,799	440,800	120,340
12218716 HHAP-2 GRANT	0	311,565	951,750	148,990
12218717 HHAP-3 Grant	0	1,261,485	4,841,170	544,020
12218718 HHAP-4 Grant	0	0	5,092,960	21,110
TOTAL EXPENDITURES	5,043,068	1,828,848	11,326,680	834,460
<b>OPERATING EXPENSES</b>	<b>ACTUAL FY 21-22</b>	<b>ACTUAL FY 22-23</b>	<b>ADOPTED FY 23-24</b>	<b>ADOPTED FY 24-25</b>
61000 SALARIES & BENEFITS	89,782	212,965	517,910	455,000
62000 CONTRACTUALS	95,591	139,449	216,120	0
63000 COMMODITIES	423	48,826	0	0
65000 FIXED CHARGES	8,959	32,253	86,050	73,760
66000 CAPITAL	4,548,105	0	103,000	120,340
68000 TRANSFERS	208	13,393	10,270	11,270
69000 MISCELLANEOUS	300,000	1,381,963	10,393,330	174,090
<b>TOTAL</b>	<b>5,043,068</b>	<b>1,828,848</b>	<b>11,326,680</b>	<b>834,460</b>

EMERGENCY & HEALTH GRANTS					
COMMUNITY DEVELOPMENT				ACCOUNTING UNIT	
HHAP GRANT				12218715	
Account Code	LINE ITEM RESOURCES	ACTUAL FY 21-22	ACTUAL FY 22-23	ADOPTED FY 23-24	ADOPTED FY 24-25
61000	Salaries Regular	46,581	107,095	184,450	0
61010	Salaries Cash Out/Separation	956	0	0	0
61020	Salaries Part-Time	17,579	7,957	0	0
61040	Salaries Overtime	10,010	0	0	0
61100	Retirement-Employer Normal Cost	3,870	10,995	21,590	0
61102	Retirement- Employer Unfunded- Miscellaneous	3,740	25,491	21,700	0
61110	Part-Time Retirement	656	223	0	0
61120	Medicare Insurance	762	1,593	2,670	0
61130	Health Insurance	5,628	23,707	44,340	0
61180	Worker Compensation Insurance	0	6,935	3,840	0
	<b>SUBTOTAL SALARIES &amp; BENEFITS</b>	<b>89,782</b>	<b>183,996</b>	<b>278,590</b>	<b>0</b>
62010	Communications	899	1,105	2,120	0
62120	Training, Transportation, Meetings	3,308	2,461	0	0
62130	Tuition Reimbursement	0	642	0	0
62300	Contract Services-Professional	91,005	17,553	0	0
62302	Contracted Vendor Personnel Services	280	115	0	0
62600	Parking Validation	0	96	0	0
62700	Auto Expense	100	40	0	0
	<b>SUBTOTAL CONTRACTUALS</b>	<b>95,591</b>	<b>22,012</b>	<b>2,120</b>	<b>0</b>
63001	Miscellaneous Operating Expenses	423	4,144	0	0
	<b>SUBTOTAL COMMODITIES</b>	<b>423</b>	<b>4,144</b>	<b>0</b>	<b>0</b>
65040	IT Maintenance Charge	0	5,580	10,520	0
65100	Insurance Charges	0	8,277	4,380	0
65105	Benefits Overhead	0	1,230	670	0
65400	Indirect Costs	8,959	17,166	31,250	0
	<b>SUBTOTAL FIXED CHARGES</b>	<b>8,959</b>	<b>32,253</b>	<b>46,820</b>	<b>0</b>
66200	Buildings & Building Improvements	4,548,105	0	0	0
66410	Vehicle Purchase	0	0	103,000	120,340
	<b>SUBTOTAL CAPITAL</b>	<b>4,548,105</b>	<b>0</b>	<b>103,000</b>	<b>120,340</b>
68001	POB Misc Xfer to Fund 406	208	13,393	10,270	0
	<b>SUBTOTAL TRANSFERS</b>	<b>208</b>	<b>13,393</b>	<b>10,270</b>	<b>0</b>
69135	Payment to Subagent	300,000	0	0	0
	<b>SUBTOTAL MISCELLANEOUS</b>	<b>300,000</b>	<b>0</b>	<b>0</b>	<b>0</b>
	<b>TOTAL</b>	<b>5,043,068</b>	<b>255,799</b>	<b>440,800</b>	<b>120,340</b>

<b>EMERGENCY &amp; HEALTH GRANTS</b>					
<b>COMMUNITY DEVELOPMENT</b>					<b>ACCOUNTING UNIT</b>
<b>HHAP-2 GRANT</b>					<b>12218716</b>
<b>Account Code</b>	<b>LINE ITEM RESOURCES</b>	<b>ACTUAL FY 21-22</b>	<b>ACTUAL FY 22-23</b>	<b>ADOPTED FY 23-24</b>	<b>ADOPTED FY 24-25</b>
61000	Salaries Regular	0	2,201	239,310	33,680
61100	Retirement-Employer Normal Cost	0	0	0	2,320
61102	Retirement- Employer Unfunded- Miscellaneous	0	0	0	23,170
61120	Medicare Insurance	0	0	0	480
61130	Health Insurance	0	0	0	9,360
61170	Retiree Health Benefits	0	0	0	320
61180	Worker Compensation Insurance	0	0	10	6,460
	<b>SUBTOTAL SALARIES &amp; BENEFITS</b>	<b>0</b>	<b>2,201</b>	<b>239,320</b>	<b>75,790</b>
62300	Contract Services-Professional	0	943	156,630	0
	<b>SUBTOTAL CONTRACTUALS</b>	<b>0</b>	<b>943</b>	<b>156,630</b>	<b>0</b>
65040	IT Maintenance Charge	0	0	0	13,950
65055	Communications- Landlines	0	0	0	1,940
65100	Insurance Charges	0	0	10	8,100
65105	Benefits Overhead	0	0	10	1,160
65400	Indirect Costs	0	0	39,210	5,360
	<b>SUBTOTAL FIXED CHARGES</b>	<b>0</b>	<b>0</b>	<b>39,230</b>	<b>30,510</b>
68001	POB Misc Xfer to Fund 406	0	0	0	11,270
	<b>SUBTOTAL TRANSFERS</b>	<b>0</b>	<b>0</b>	<b>0</b>	<b>11,270</b>
69011	Reserve Appropriation	0	0	318,510	31,420
69135	Payment to Subagent	0	308,421	198,060	0
	<b>SUBTOTAL MISCELLANEOUS</b>	<b>0</b>	<b>308,421</b>	<b>516,570</b>	<b>31,420</b>
	<b>TOTAL</b>	<b>0</b>	<b>311,565</b>	<b>951,750</b>	<b>148,990</b>



<b>EMERGENCY &amp; HEALTH GRANTS</b>					
<b>COMMUNITY DEVELOPMENT</b>					<b>ACCOUNTING UNIT</b>
<b>HHAP-3 Grant</b>					<b>12218717</b>
<b>Account Code</b>	<b>LINE ITEM RESOURCES</b>	<b>ACTUAL FY 21-22</b>	<b>ACTUAL FY 22-23</b>	<b>ADOPTED FY 23-24</b>	<b>ADOPTED FY 24-25</b>
61000	Salaries Regular	0	0	0	268,850
61040	Salaries Overtime	0	26,767	0	0
61100	Retirement-Employer Normal Cost	0	0	0	32,860
61102	Retirement- Employer Unfunded- Miscellaneous	0	0	0	8,150
61120	Medicare Insurance	0	0	0	3,890
61130	Health Insurance	0	0	0	62,360
61170	Retiree Health Benefits	0	0	0	2,690
61180	Worker Compensation Insurance	0	0	0	410
	<b>SUBTOTAL SALARIES &amp; BENEFITS</b>	<b>0</b>	<b>26,767</b>	<b>0</b>	<b>379,210</b>
62300	Contract Services-Professional	0	116,494	57,370	0
	<b>SUBTOTAL CONTRACTUALS</b>	<b>0</b>	<b>116,494</b>	<b>57,370</b>	<b>0</b>
63001	Miscellaneous Operating Expenses	0	44,682	0	0
	<b>SUBTOTAL COMMODITIES</b>	<b>0</b>	<b>44,682</b>	<b>0</b>	<b>0</b>
65040	IT Maintenance Charge	0	0	0	590
65055	Communications- Landlines	0	0	0	80
65100	Insurance Charges	0	0	0	510
65105	Benefits Overhead	0	0	0	70
65400	Indirect Costs	0	0	0	42,000
	<b>SUBTOTAL FIXED CHARGES</b>	<b>0</b>	<b>0</b>	<b>0</b>	<b>43,250</b>
69011	Reserve Appropriation	0	0	4,783,800	121,560
69135	Payment to Subagent	0	1,073,542	0	0
	<b>SUBTOTAL MISCELLANEOUS</b>	<b>0</b>	<b>1,073,542</b>	<b>4,783,800</b>	<b>121,560</b>
	<b>TOTAL</b>	<b>0</b>	<b>1,261,485</b>	<b>4,841,170</b>	<b>544,020</b>

<b>EMERGENCY &amp; HEALTH GRANTS</b>					
<b>COMMUNITY DEVELOPMENT</b>					<b>ACCOUNTING UNIT</b>
<b>HHAP-4 Grant</b>					<b>12218718</b>
<b>Account Code</b>	<b>LINE ITEM RESOURCES</b>	<b>ACTUAL FY 21-22</b>	<b>ACTUAL FY 22-23</b>	<b>ADOPTED FY 23-24</b>	<b>ADOPTED FY 24-25</b>
69011	Reserve Appropriation	0	0	5,092,960	21,110
	<b>SUBTOTAL MISCELLANEOUS</b>	<b>0</b>	<b>0</b>	<b>5,092,960</b>	<b>21,110</b>
	<b>TOTAL</b>	<b>0</b>	<b>0</b>	<b>5,092,960</b>	<b>21,110</b>

<b>EMERGENCY &amp; HEALTH GRANTS</b>					
<b>COMMUNITY DEVELOPMENT</b>					<b>ACCOUNTING UNIT</b>
<b>HEAP Grant</b>					<b>12218002</b>
<b>Account Code</b>	<b>LINE ITEM RESOURCES</b>	<b>ACTUAL FY 21-22</b>	<b>ACTUAL FY 22-23</b>	<b>ADOPTED FY 23-24</b>	<b>ADOPTED FY 24-25</b>
52025	State Grants-Direct	8,558,027	1,828,848	2,546,480	534,270
58000	Earning On Investments	6,858	68,724	12,000	105,000
58006	Interest Earned on Advanced Received	2	0	0	0
58007	Interest Earned on Advanced Received- 8M	16,810	11,679	5,000	12,000
58008	Interest Earned on Advanced Received- 4M	18,390	9,736	10,000	10,000
59011	Reserve Appropriation	0	0	2,546,480	2,546,480
<b>SUBTOTAL REVENUES</b>		<b>8,600,088</b>	<b>1,918,988</b>	<b>5,119,960</b>	<b>3,207,750</b>
<b>TOTAL</b>		<b>8,600,088</b>	<b>1,918,988</b>	<b>5,119,960</b>	<b>3,207,750</b>

**WORKFORCE INVESTMENT ACT  
DEPARTMENT RESOURCE SUMMARY  
COMMUNITY DEVELOPMENT**

ACTIVITIES	ACTUAL FY 21-22	ACTUAL FY 22-23	ADOPTED FY 23-24	ADOPTED FY 24-25
<b>REVENUES</b>				
52001 Federal Grant-Indirect	1,472,819	1,882,830	2,648,020	2,565,240
52009 Federal Grant-Indirect COVID	57,452	155,926	0	0
57000 Expense Reimbursement	382	6,771	0	0
57960 Rental Of Property	335,911	363,426	0	335,490
<b>TOTAL REVENUES</b>	<b>1,866,564</b>	<b>2,408,953</b>	<b>2,648,020</b>	<b>2,900,730</b>
<b>EXPENDITURES</b>				
12318748 WDB ADMIN	125,531	154,140	153,930	132,390
12318750 WDB YOUTH COUNCIL	579,762	0	0	0
12318751 ONE STOP PROGRAM	2,323,614	825,371	908,380	804,680
12318752 ONE STOP ADMIN	72,188	126,094	104,500	108,320
12318753 ONE STOP ADULT	208,026	256,597	267,240	289,200
12318754 ONE STOP DISLOCATED WRKR	183,347	249,629	88,960	156,420
12318755 ONE STOP YOUTH (YSPN)	181,032	0	0	0
12318756 ONE STOP RAPID RESPONSE	205,928	312,523	258,670	263,310
12318757 WDB PROGRAM	74,478	117,942	73,380	71,940
12318762 NAT DW Employment RCVRY - NDGW	15,823	145,060	0	114,380
12318763 WIOA Youth	0	584,189	792,960	791,780
<b>TOTAL EXPENDITURES</b>	<b>3,969,729</b>	<b>2,771,543</b>	<b>2,648,020</b>	<b>2,732,420</b>
<b>OPERATING EXPENSES</b>	<b>ACTUAL FY 21-22</b>	<b>ACTUAL FY 22-23</b>	<b>ADOPTED FY 23-24</b>	<b>ADOPTED FY 24-25</b>
61000 SALARIES & BENEFITS	1,052,329	1,186,560	1,338,280	1,698,300
62000 CONTRACTUALS	468,875	548,170	494,040	307,380
63000 COMMODITIES	12,298	6,734	6,830	4,950
65000 FIXED CHARGES	198,228	251,351	274,610	301,500
66000 CAPITAL	1,129,087	716	0	1,000
67000 DEBT SERVICE	557,372	0	0	0
68000 TRANSFERS	10,780	44,546	35,110	38,510
69000 MISCELLANEOUS	540,762	733,466	499,150	380,780
<b>TOTAL</b>	<b>3,969,729</b>	<b>2,771,543</b>	<b>2,648,020</b>	<b>2,732,420</b>

WORKFORCE INVESTMENT ACT					
COMMUNITY DEVELOPMENT				ACCOUNTING UNIT	
NAT DW Employment RCVRY - NDGW				12318762	
Account Code	LINE ITEM RESOURCES	ACTUAL FY 21-22	ACTUAL FY 22-23	ADOPTED FY 23-24	ADOPTED FY 24-25
61000	Salaries Regular	11,771	40,585	0	53,710
61010	Salaries Cash Out/Separation	8	0	0	0
61020	Salaries Part-Time	0	379	0	0
61100	Retirement-Employer Normal Cost	542	1,313	0	2,250
61102	Retirement- Employer Unfunded- Miscellaneous	0	1,994	0	150
61110	Part-Time Retirement	0	14	0	0
61120	Medicare Insurance	170	588	0	780
61130	Health Insurance	1,478	5,572	0	8,330
61170	Retiree Health Benefits	0	0	0	490
61180	Worker Compensation Insurance	0	2,534	0	2,260
	<b>SUBTOTAL SALARIES &amp; BENEFITS</b>	<b>13,968</b>	<b>52,980</b>	<b>0</b>	<b>67,970</b>
62300	Contract Services-Professional	0	0	0	5,000
62400	Auditor Fee	22	0	0	0
62500	Rent Payments	411	3,467	0	300
	<b>SUBTOTAL CONTRACTUALS</b>	<b>433</b>	<b>3,467</b>	<b>0</b>	<b>5,300</b>
63001	Miscellaneous Operating Expenses	0	0	0	1,000
	<b>SUBTOTAL COMMODITIES</b>	<b>0</b>	<b>0</b>	<b>0</b>	<b>1,000</b>
65040	IT Maintenance Charge	0	0	0	2,380
65055	Communications- Landlines	0	0	0	330
65100	Insurance Charges	0	3,024	0	2,830
65105	Benefits Overhead	0	450	0	410
65400	Indirect Costs	1,422	5,900	0	8,550
	<b>SUBTOTAL FIXED CHARGES</b>	<b>1,422</b>	<b>9,374</b>	<b>0</b>	<b>14,500</b>
68001	POB Misc Xfer to Fund 406	0	2,571	0	0
	<b>SUBTOTAL TRANSFERS</b>	<b>0</b>	<b>2,571</b>	<b>0</b>	<b>0</b>
69138	Payment-Training Portion	0	76,667	0	20,000
69143	Transportation Pass for Partic	0	0	0	4,200
69144	Client Support Services	0	0	0	1,410
	<b>SUBTOTAL MISCELLANEOUS</b>	<b>0</b>	<b>76,667</b>	<b>0</b>	<b>25,610</b>
	<b>TOTAL</b>	<b>15,823</b>	<b>145,060</b>	<b>0</b>	<b>114,380</b>

WORKFORCE INVESTMENT ACT					
COMMUNITY DEVELOPMENT					ACCOUNTING UNIT
WIOA Youth					12318763
Account Code	LINE ITEM RESOURCES	ACTUAL FY 21-22	ACTUAL FY 22-23	ADOPTED FY 23-24	ADOPTED FY 24-25
61000	Salaries Regular	0	83,745	203,410	280,600
61010	Salaries Cash Out/Separation	0	0	0	1,500
61020	Salaries Part-Time	0	6,268	4,090	3,580
61100	Retirement-Employer Normal Cost	0	2,588	9,220	16,060
61102	Retirement- Employer Unfunded- Miscellaneous	0	6,001	5,910	6,310
61110	Part-Time Retirement	0	160	150	130
61120	Medicare Insurance	0	1,224	3,010	4,090
61130	Health Insurance	0	17,284	43,600	68,730
61170	Retiree Health Benefits	0	0	0	2,590
61180	Worker Compensation Insurance	0	5,349	9,690	4,960
	<b>SUBTOTAL SALARIES &amp; BENEFITS</b>	<b>0</b>	<b>122,619</b>	<b>279,080</b>	<b>388,550</b>
62010	Communications	0	1,063	2,350	0
62120	Training, Transportation, Meetings	0	1,476	5,600	5,000
62200	Advertising	0	228	0	0
62302	Contracted Vendor Personnel Services	0	58	3,000	0
62500	Rent Payments	0	16,639	0	10,760
	<b>SUBTOTAL CONTRACTUALS</b>	<b>0</b>	<b>19,464</b>	<b>10,950</b>	<b>15,760</b>
63001	Miscellaneous Operating Expenses	0	0	2,350	2,350
63300	Gas & Diesel	0	45	0	100
	<b>SUBTOTAL COMMODITIES</b>	<b>0</b>	<b>45</b>	<b>2,350</b>	<b>2,450</b>
65010	Rental City Equipment	0	421	0	0
65012	Accident Repair & Replacement	0	11	0	0
65040	IT Maintenance Charge	0	11,580	11,660	12,170
65055	Communications- Landlines	0	0	0	1,700
65100	Insurance Charges	0	6,384	11,030	6,220
65105	Benefits Overhead	0	949	1,680	900
65400	Indirect Costs	0	13,099	35,150	36,380
	<b>SUBTOTAL FIXED CHARGES</b>	<b>0</b>	<b>32,443</b>	<b>59,520</b>	<b>57,370</b>
66511	Computer Software Subscriptions	0	68	0	0
	<b>SUBTOTAL CAPITAL</b>	<b>0</b>	<b>68</b>	<b>0</b>	<b>0</b>
68001	POB Misc Xfer to Fund 406	0	10,032	7,700	8,440
	<b>SUBTOTAL TRANSFERS</b>	<b>0</b>	<b>10,032</b>	<b>7,700</b>	<b>8,440</b>
69135	Payment to Subagent	0	399,517	433,360	319,210
	<b>SUBTOTAL MISCELLANEOUS</b>	<b>0</b>	<b>399,517</b>	<b>433,360</b>	<b>319,210</b>
	<b>TOTAL</b>	<b>0</b>	<b>584,189</b>	<b>792,960</b>	<b>791,780</b>

<b>WORKFORCE INVESTMENT ACT</b>					
<b>COMMUNITY DEVELOPMENT</b>					<b>ACCOUNTING UNIT</b>
<b>WIOA REVENUES</b>					<b>12318002</b>
<b>Account Code</b>	<b>LINE ITEM RESOURCES</b>	<b>ACTUAL FY 21-22</b>	<b>ACTUAL FY 22-23</b>	<b>ADOPTED FY 23-24</b>	<b>ADOPTED FY 24-25</b>
52001	Federal Grant-Indirect	1,472,819	1,882,830	2,648,020	2,565,240
52009	Federal Grant-Indirect COVID	57,452	155,926	0	0
57000	Expense Reimbursement	382	6,771	0	0
57960	Rental Of Property	335,911	363,426	0	335,490
	<b>SUBTOTAL REVENUES</b>	<b>1,866,564</b>	<b>2,408,953</b>	<b>2,648,020</b>	<b>2,900,730</b>
	<b>TOTAL</b>	<b>1,866,564</b>	<b>2,408,953</b>	<b>2,648,020</b>	<b>2,900,730</b>

WORKFORCE INVESTMENT ACT					
COMMUNITY DEVELOPMENT					ACCOUNTING UNIT
WDB ADMIN					12318748
Account Code	LINE ITEM RESOURCES	ACTUAL FY 21-22	ACTUAL FY 22-23	ADOPTED FY 23-24	ADOPTED FY 24-25
61000	Salaries Regular	55,409	78,642	78,340	62,750
61010	Salaries Cash Out/Separation	0	0	0	3,510
61020	Salaries Part-Time	2,358	5,574	9,090	6,690
61040	Salaries Overtime	1,621	496	0	0
61100	Retirement-Employer Normal Cost	2,086	2,282	3,340	3,660
61102	Retirement- Employer Unfunded- Miscellaneous	15,974	5,290	5,830	4,490
61110	Part-Time Retirement	88	209	350	250
61120	Medicare Insurance	844	1,094	1,180	1,010
61130	Health Insurance	8,138	11,755	12,310	13,890
61170	Retiree Health Benefits	0	0	0	590
61180	Worker Compensation Insurance	2,869	4,789	4,320	5,000
	<b>SUBTOTAL SALARIES &amp; BENEFITS</b>	<b>89,388</b>	<b>110,129</b>	<b>114,760</b>	<b>101,840</b>
62010	Communications	383	510	380	0
62120	Training, Transportation, Meetings	2,200	2,063	0	0
62140	Membership, Subscription & Dues	1,815	1,815	0	0
62200	Advertising	0	2,870	0	0
62300	Contract Services-Professional	741	10,290	0	0
62400	Auditor Fee	5,588	549	0	0
62500	Rent Payments	11,275	0	13,870	5,650
62600	Parking Validation	0	539	0	0
	<b>SUBTOTAL CONTRACTUALS</b>	<b>22,001</b>	<b>18,636</b>	<b>14,250</b>	<b>5,650</b>
63001	Miscellaneous Operating Expenses	0	55	0	0
63300	Gas & Diesel	0	12	0	0
	<b>SUBTOTAL COMMODITIES</b>	<b>0</b>	<b>67</b>	<b>0</b>	<b>0</b>
65010	Rental City Equipment	0	107	0	0
65012	Accident Repair & Replacement	0	3	0	0
65040	IT Maintenance Charge	1,852	1,950	1,870	1,960
65055	Communications- Landlines	0	0	0	270
65100	Insurance Charges	3,153	5,715	4,920	6,270
65105	Benefits Overhead	128	849	750	910
65210	Delivery Charges	229	0	0	0
65400	Indirect Costs	7,674	12,378	14,080	11,550
	<b>SUBTOTAL FIXED CHARGES</b>	<b>13,037</b>	<b>21,002</b>	<b>21,620</b>	<b>20,960</b>
68001	POB Misc Xfer to Fund 406	1,106	4,305	3,300	3,940
	<b>SUBTOTAL TRANSFERS</b>	<b>1,106</b>	<b>4,305</b>	<b>3,300</b>	<b>3,940</b>
	<b>TOTAL</b>	<b>125,531</b>	<b>154,140</b>	<b>153,930</b>	<b>132,390</b>



WORKFORCE INVESTMENT ACT					
COMMUNITY DEVELOPMENT					ACCOUNTING UNIT
WDB YOUTH COUNCIL					12318750
Account Code	LINE ITEM RESOURCES	ACTUAL FY 21-22	ACTUAL FY 22-23	ADOPTED FY 23-24	ADOPTED FY 24-25
61000	Salaries Regular	61,470	0	0	0
61040	Salaries Overtime	768	0	0	0
61100	Retirement-Employer Normal Cost	2,372	0	0	0
61102	Retirement- Employer Unfunded- Miscellaneous	17,111	0	0	0
61120	Medicare Insurance	891	0	0	0
61130	Health Insurance	12,951	0	0	0
61180	Worker Compensation Insurance	3,880	0	0	0
	<b>SUBTOTAL SALARIES &amp; BENEFITS</b>	<b>99,442</b>	<b>0</b>	<b>0</b>	<b>0</b>
62010	Communications	468	0	0	0
62120	Training, Transportation, Meetings	598	0	0	0
62302	Contracted Vendor Personnel Services	173	0	0	0
62500	Rent Payments	18,113	0	0	0
	<b>SUBTOTAL CONTRACTUALS</b>	<b>19,352</b>	<b>0</b>	<b>0</b>	<b>0</b>
63001	Miscellaneous Operating Expenses	345	0	0	0
63300	Gas & Diesel	14	0	0	0
	<b>SUBTOTAL COMMODITIES</b>	<b>360</b>	<b>0</b>	<b>0</b>	<b>0</b>
65010	Rental City Equipment	270	0	0	0
65012	Accident Repair & Replacement	8	0	0	0
65040	IT Maintenance Charge	3,740	0	0	0
65100	Insurance Charges	4,260	0	0	0
65105	Benefits Overhead	260	0	0	0
65210	Delivery Charges	120	0	0	0
65400	Indirect Costs	7,518	0	0	0
	<b>SUBTOTAL FIXED CHARGES</b>	<b>16,176</b>	<b>0</b>	<b>0</b>	<b>0</b>
68001	POB Misc Xfer to Fund 406	1,279	0	0	0
	<b>SUBTOTAL TRANSFERS</b>	<b>1,279</b>	<b>0</b>	<b>0</b>	<b>0</b>
69135	Payment to Subagent	443,154	0	0	0
	<b>SUBTOTAL MISCELLANEOUS</b>	<b>443,154</b>	<b>0</b>	<b>0</b>	<b>0</b>
	<b>TOTAL</b>	<b>579,762</b>	<b>0</b>	<b>0</b>	<b>0</b>

WORKFORCE INVESTMENT ACT					
COMMUNITY DEVELOPMENT					ACCOUNTING UNIT
ONE STOP PROGRAM					12318751
Account Code	LINE ITEM RESOURCES	ACTUAL FY 21-22	ACTUAL FY 22-23	ADOPTED FY 23-24	ADOPTED FY 24-25
61000	Salaries Regular	121,922	225,200	257,140	274,420
61020	Salaries Part-Time	14,498	21,469	55,240	60,470
61040	Salaries Overtime	253	262	0	0
61100	Retirement-Employer Normal Cost	4,560	7,016	16,440	19,540
61102	Retirement- Employer Unfunded- Miscellaneous	24,473	16,266	14,110	19,590
61110	Part-Time Retirement	544	730	2,080	2,270
61120	Medicare Insurance	1,943	3,422	4,510	4,820
61130	Health Insurance	14,103	30,852	54,080	71,710
61170	Retiree Health Benefits	0	0	0	2,630
61180	Worker Compensation Insurance	20,527	14,720	8,170	13,600
	<b>SUBTOTAL SALARIES &amp; BENEFITS</b>	<b>202,823</b>	<b>319,935</b>	<b>411,770</b>	<b>469,050</b>
62010	Communications	644	(802)	2,740	0
62120	Training, Transportation, Meetings	0	75	0	0
62140	Membership, Subscription & Dues	1,815	1,815	1,820	0
62300	Contract Services-Professional	10,004	24,519	10,000	25,000
62302	Contracted Vendor Personnel Services	6,486	3,936	1,000	0
62500	Rent Payments	341,331	388,738	396,620	209,040
62600	Parking Validation	0	1,382	0	0
	<b>SUBTOTAL CONTRACTUALS</b>	<b>360,279</b>	<b>419,664</b>	<b>412,180</b>	<b>234,040</b>
63001	Miscellaneous Operating Expenses	11,275	4,776	3,480	1,000
63300	Gas & Diesel	492	37	500	500
	<b>SUBTOTAL COMMODITIES</b>	<b>11,767</b>	<b>4,813</b>	<b>3,980</b>	<b>1,500</b>
65010	Rental City Equipment	479	264	3,940	4,250
65012	Accident Repair & Replacement	14	7	0	0
65040	IT Maintenance Charge	19,400	17,350	13,600	14,190
65055	Communications- Landlines	0	0	0	1,980
65100	Insurance Charges	22,530	17,569	9,300	17,030
65105	Benefits Overhead	1,057	2,611	1,410	2,450
65210	Delivery Charges	500	0	0	0
65400	Indirect Costs	16,510	35,590	46,840	53,310
	<b>SUBTOTAL FIXED CHARGES</b>	<b>60,490</b>	<b>73,391</b>	<b>75,090</b>	<b>93,210</b>
66511	Computer Software Subscriptions	0	580	0	1,000
66800	Capital Outlay- Leases	1,129,087	0	0	0
	<b>SUBTOTAL CAPITAL</b>	<b>1,129,087</b>	<b>580</b>	<b>0</b>	<b>1,000</b>
67200	Principal-Leases	555,671	0	0	0
67210	Interest-Leases	1,701	0	0	0
	<b>SUBTOTAL DEBT SERVICE</b>	<b>557,372</b>	<b>0</b>	<b>0</b>	<b>0</b>
68001	POB Misc Xfer to Fund 406	1,795	6,988	5,360	5,880
	<b>SUBTOTAL TRANSFERS</b>	<b>1,795</b>	<b>6,988</b>	<b>5,360</b>	<b>5,880</b>
	<b>TOTAL</b>	<b>2,323,614</b>	<b>825,371</b>	<b>908,380</b>	<b>804,680</b>

WORKFORCE INVESTMENT ACT					
COMMUNITY DEVELOPMENT					ACCOUNTING UNIT
ONE STOP ADMIN					12318752
Account Code	LINE ITEM RESOURCES	ACTUAL FY 21-22	ACTUAL FY 22-23	ADOPTED FY 23-24	ADOPTED FY 24-25
61000	Salaries Regular	31,556	57,090	51,990	53,630
61010	Salaries Cash Out/Separation	1,825	0	0	0
61020	Salaries Part-Time	0	0	0	430
61040	Salaries Overtime	258	3,118	0	0
61100	Retirement-Employer Normal Cost	2,508	5,009	4,170	4,170
61102	Retirement- Employer Unfunded- Miscellaneous	15,991	10,662	9,810	9,300
61110	Part-Time Retirement	0	0	0	20
61120	Medicare Insurance	476	801	780	810
61130	Health Insurance	6,177	20,693	16,190	15,580
61170	Retiree Health Benefits	0	0	0	510
61180	Worker Compensation Insurance	2,140	3,472	1,890	2,950
	<b>SUBTOTAL SALARIES &amp; BENEFITS</b>	<b>60,932</b>	<b>100,845</b>	<b>84,830</b>	<b>87,400</b>
62010	Communications	340	0	770	0
62130	Tuition Reimbursement	0	30	0	0
62300	Contract Services-Professional	565	1,101	0	0
62302	Contracted Vendor Personnel Services	0	2,634	0	0
	<b>SUBTOTAL CONTRACTUALS</b>	<b>905</b>	<b>3,765</b>	<b>770</b>	<b>0</b>
63001	Miscellaneous Operating Expenses	63	484	500	0
	<b>SUBTOTAL COMMODITIES</b>	<b>63</b>	<b>484</b>	<b>500</b>	<b>0</b>
65040	IT Maintenance Charge	2,590	3,070	3,810	3,980
65055	Communications- Landlines	0	0	0	550
65100	Insurance Charges	2,350	4,144	2,150	3,700
65105	Benefits Overhead	180	616	330	540
65210	Delivery Charges	220	0	0	0
65400	Indirect Costs	3,843	8,800	8,810	8,530
	<b>SUBTOTAL FIXED CHARGES</b>	<b>9,183</b>	<b>16,630</b>	<b>15,100</b>	<b>17,300</b>
66511	Computer Software Subscriptions	0	68	0	0
	<b>SUBTOTAL CAPITAL</b>	<b>0</b>	<b>68</b>	<b>0</b>	<b>0</b>
68001	POB Misc Xfer to Fund 406	1,105	4,302	3,300	3,620
	<b>SUBTOTAL TRANSFERS</b>	<b>1,105</b>	<b>4,302</b>	<b>3,300</b>	<b>3,620</b>
	<b>TOTAL</b>	<b>72,188</b>	<b>126,094</b>	<b>104,500</b>	<b>108,320</b>

WORKFORCE INVESTMENT ACT					
COMMUNITY DEVELOPMENT					ACCOUNTING UNIT
ONE STOP ADULT					12318753
Account Code	LINE ITEM RESOURCES	ACTUAL FY 21-22	ACTUAL FY 22-23	ADOPTED FY 23-24	ADOPTED FY 24-25
61000	Salaries Regular	77,809	55,078	102,790	143,670
61100	Retirement-Employer Normal Cost	3,008	1,757	9,470	15,640
61102	Retirement- Employer Unfunded- Miscellaneous	22,983	4,073	5,030	2,970
61120	Medicare Insurance	1,116	770	1,490	2,080
61130	Health Insurance	14,844	16,464	30,180	51,470
61170	Retiree Health Benefits	0	0	0	1,410
61180	Worker Compensation Insurance	6,570	3,365	4,660	3,040
	<b>SUBTOTAL SALARIES &amp; BENEFITS</b>	<b>126,329</b>	<b>81,506</b>	<b>153,620</b>	<b>220,280</b>
62010	Communications	0	0	1,720	0
62500	Rent Payments	8,638	11,809	10,410	4,130
	<b>SUBTOTAL CONTRACTUALS</b>	<b>8,638</b>	<b>11,809</b>	<b>12,130</b>	<b>4,130</b>
63300	Gas & Diesel	36	21	0	0
	<b>SUBTOTAL COMMODITIES</b>	<b>36</b>	<b>21</b>	<b>0</b>	<b>0</b>
65010	Rental City Equipment	400	198	0	0
65012	Accident Repair & Replacement	11	5	0	0
65040	IT Maintenance Charge	7,770	6,100	8,530	8,910
65055	Communications- Landlines	0	0	0	1,240
65100	Insurance Charges	7,210	4,016	5,310	3,800
65105	Benefits Overhead	250	597	810	550
65210	Delivery Charges	550	0	0	0
65400	Indirect Costs	9,379	8,081	21,730	18,500
	<b>SUBTOTAL FIXED CHARGES</b>	<b>25,570</b>	<b>18,998</b>	<b>36,380</b>	<b>33,000</b>
68001	POB Misc Xfer to Fund 406	1,779	6,928	5,310	5,830
	<b>SUBTOTAL TRANSFERS</b>	<b>1,779</b>	<b>6,928</b>	<b>5,310</b>	<b>5,830</b>
69138	Payment-Training Portion	45,140	136,199	59,800	25,960
69143	Transportation Pass for Partic	534	352	0	0
69144	Client Support Services	0	476	0	0
69145	Client Assessment	0	308	0	0
	<b>SUBTOTAL MISCELLANEOUS</b>	<b>45,674</b>	<b>137,335</b>	<b>59,800</b>	<b>25,960</b>
	<b>TOTAL</b>	<b>208,026</b>	<b>256,597</b>	<b>267,240</b>	<b>289,200</b>

WORKFORCE INVESTMENT ACT					
COMMUNITY DEVELOPMENT					ACCOUNTING UNIT
ONE STOP DISLOCATED WRKR					12318754
Account Code	LINE ITEM RESOURCES	ACTUAL FY 21-22	ACTUAL FY 22-23	ADOPTED FY 23-24	ADOPTED FY 24-25
61000	Salaries Regular	77,696	76,369	38,320	77,590
61010	Salaries Cash Out/Separation	0	0	0	4,490
61100	Retirement-Employer Normal Cost	3,011	2,188	1,550	5,390
61102	Retirement- Employer Unfunded- Miscellaneous	10,340	6,122	5,990	8,470
61120	Medicare Insurance	1,104	1,058	490	1,110
61130	Health Insurance	14,784	8,395	4,660	17,490
61170	Retiree Health Benefits	0	0	0	730
61180	Worker Compensation Insurance	1,230	4,340	5,360	2,720
	<b>SUBTOTAL SALARIES &amp; BENEFITS</b>	<b>108,165</b>	<b>98,472</b>	<b>56,370</b>	<b>117,990</b>
62010	Communications	0	0	460	0
62500	Rent Payments	10,181	8,994	6,300	11,750
	<b>SUBTOTAL CONTRACTUALS</b>	<b>10,181</b>	<b>8,994</b>	<b>6,760</b>	<b>11,750</b>
65040	IT Maintenance Charge	1,440	2,790	2,280	0
65100	Insurance Charges	1,350	5,180	6,100	3,410
65105	Benefits Overhead	80	770	930	490
65210	Delivery Charges	200	0	0	0
65400	Indirect Costs	9,386	11,095	5,790	7,900
	<b>SUBTOTAL FIXED CHARGES</b>	<b>12,456</b>	<b>19,834</b>	<b>15,100</b>	<b>11,800</b>
68001	POB Misc Xfer to Fund 406	612	2,383	4,740	4,880
	<b>SUBTOTAL TRANSFERS</b>	<b>612</b>	<b>2,383</b>	<b>4,740</b>	<b>4,880</b>
69138	Payment-Training Portion	51,434	119,005	5,990	10,000
69143	Transportation Pass for Partic	0	201	0	0
69144	Client Support Services	500	498	0	0
69145	Client Assessment	0	242	0	0
	<b>SUBTOTAL MISCELLANEOUS</b>	<b>51,934</b>	<b>119,946</b>	<b>5,990</b>	<b>10,000</b>
	<b>TOTAL</b>	<b>183,347</b>	<b>249,629</b>	<b>88,960</b>	<b>156,420</b>

<b>WORKFORCE INVESTMENT ACT</b>					
<b>COMMUNITY DEVELOPMENT</b>					<b>ACCOUNTING UNIT</b>
<b>ONE STOP YOUTH (YSPN)</b>					<b>12318755</b>
<b>Account Code</b>	<b>LINE ITEM RESOURCES</b>	<b>ACTUAL FY 21-22</b>	<b>ACTUAL FY 22-23</b>	<b>ADOPTED FY 23-24</b>	<b>ADOPTED FY 24-25</b>
61000	Salaries Regular	92,915	0	0	0
61020	Salaries Part-Time	7,427	0	0	0
61100	Retirement-Employer Normal Cost	3,605	0	0	0
61102	Retirement- Employer Unfunded- Miscellaneous	17,626	0	0	0
61110	Part-Time Retirement	279	0	0	0
61120	Medicare Insurance	1,426	0	0	0
61130	Health Insurance	19,991	0	0	0
61180	Worker Compensation Insurance	2,740	0	0	0
	<b>SUBTOTAL SALARIES &amp; BENEFITS</b>	<b>146,009</b>	<b>0</b>	<b>0</b>	<b>0</b>
62010	Communications	935	0	0	0
62500	Rent Payments	14,110	0	0	0
	<b>SUBTOTAL CONTRACTUALS</b>	<b>15,045</b>	<b>0</b>	<b>0</b>	<b>0</b>
63300	Gas & Diesel	2	0	0	0
	<b>SUBTOTAL COMMODITIES</b>	<b>2</b>	<b>0</b>	<b>0</b>	<b>0</b>
65010	Rental City Equipment	65	0	0	0
65012	Accident Repair & Replacement	2	0	0	0
65040	IT Maintenance Charge	2,880	0	0	0
65100	Insurance Charges	3,010	0	0	0
65105	Benefits Overhead	160	0	0	0
65210	Delivery Charges	440	0	0	0
65400	Indirect Costs	12,121	0	0	0
	<b>SUBTOTAL FIXED CHARGES</b>	<b>18,678</b>	<b>0</b>	<b>0</b>	<b>0</b>
68001	POB Misc Xfer to Fund 406	1,298	0	0	0
	<b>SUBTOTAL TRANSFERS</b>	<b>1,298</b>	<b>0</b>	<b>0</b>	<b>0</b>
	<b>TOTAL</b>	<b>181,032</b>	<b>0</b>	<b>0</b>	<b>0</b>

WORKFORCE INVESTMENT ACT					
COMMUNITY DEVELOPMENT					ACCOUNTING UNIT
ONE STOP RAPID RESPONSE					12318756
Account Code	LINE ITEM RESOURCES	ACTUAL FY 21-22	ACTUAL FY 22-23	ADOPTED FY 23-24	ADOPTED FY 24-25
61000	Salaries Regular	98,540	153,865	133,770	132,820
61040	Salaries Overtime	0	95	0	0
61100	Retirement-Employer Normal Cost	3,816	4,989	6,060	6,380
61102	Retirement- Employer Unfunded- Miscellaneous	15,793	11,567	10,210	11,060
61120	Medicare Insurance	1,393	2,162	1,920	1,910
61130	Health Insurance	23,039	32,615	30,640	35,220
61170	Retiree Health Benefits	0	0	0	1,230
61180	Worker Compensation Insurance	7,980	9,428	5,900	7,310
	<b>SUBTOTAL SALARIES &amp; BENEFITS</b>	<b>150,561</b>	<b>214,720</b>	<b>188,500</b>	<b>195,930</b>
62010	Communications	553	510	2,210	0
62120	Training, Transportation, Meetings	0	150	1,000	0
62200	Advertising	0	0	1,000	0
62300	Contract Services-Professional	13,868	24,384	680	0
62500	Rent Payments	9,763	24,138	20,240	18,690
	<b>SUBTOTAL CONTRACTUALS</b>	<b>24,183</b>	<b>49,182</b>	<b>25,130</b>	<b>18,690</b>
63001	Miscellaneous Operating Expenses	50	1,260	0	0
63300	Gas & Diesel	2	13	0	0
	<b>SUBTOTAL COMMODITIES</b>	<b>53</b>	<b>1,273</b>	<b>0</b>	<b>0</b>
65010	Rental City Equipment	35	160	0	0
65012	Accident Repair & Replacement	1	4	0	0
65040	IT Maintenance Charge	8,060	6,860	10,980	11,460
65055	Communications- Landlines	0	0	0	1,600
65100	Insurance Charges	8,760	11,253	6,720	9,160
65105	Benefits Overhead	540	1,673	1,020	1,330
65210	Delivery Charges	610	0	0	0
65400	Indirect Costs	11,904	22,641	22,670	21,140
	<b>SUBTOTAL FIXED CHARGES</b>	<b>29,910</b>	<b>42,590</b>	<b>41,390</b>	<b>44,690</b>
68001	POB Misc Xfer to Fund 406	1,222	4,757	3,650	4,000
	<b>SUBTOTAL TRANSFERS</b>	<b>1,222</b>	<b>4,757</b>	<b>3,650</b>	<b>4,000</b>
	<b>TOTAL</b>	<b>205,928</b>	<b>312,523</b>	<b>258,670</b>	<b>263,310</b>

WORKFORCE INVESTMENT ACT					
COMMUNITY DEVELOPMENT					ACCOUNTING UNIT
WDB PROGRAM					12318757
Account Code	LINE ITEM RESOURCES	ACTUAL FY 21-22	ACTUAL FY 22-23	ADOPTED FY 23-24	ADOPTED FY 24-25
61000	Salaries Regular	33,367	59,236	31,390	30,460
61020	Salaries Part-Time	3,862	5,734	5,680	5,960
61100	Retirement-Employer Normal Cost	1,302	1,927	1,420	1,280
61102	Retirement- Employer Unfunded- Miscellaneous	7,120	4,468	2,820	3,910
61110	Part-Time Retirement	145	215	210	220
61120	Medicare Insurance	545	937	530	520
61130	Health Insurance	5,101	8,864	5,070	4,980
61170	Retiree Health Benefits	0	0	0	280
61180	Worker Compensation Insurance	3,270	3,972	2,230	1,680
	<b>SUBTOTAL SALARIES &amp; BENEFITS</b>	<b>54,711</b>	<b>85,354</b>	<b>49,350</b>	<b>49,290</b>
62010	Communications	0	0	240	0
62120	Training, Transportation, Meetings	0	408	0	0
62500	Rent Payments	7,858	12,782	11,630	12,060
	<b>SUBTOTAL CONTRACTUALS</b>	<b>7,858</b>	<b>13,190</b>	<b>11,870</b>	<b>12,060</b>
63001	Miscellaneous Operating Expenses	16	30	0	0
	<b>SUBTOTAL COMMODITIES</b>	<b>16</b>	<b>30</b>	<b>0</b>	<b>0</b>
65040	IT Maintenance Charge	2,880	1,950	1,200	1,250
65055	Communications- Landlines	0	0	0	170
65100	Insurance Charges	3,590	4,741	2,540	2,100
65105	Benefits Overhead	200	705	390	300
65210	Delivery Charges	140	0	0	0
65400	Indirect Costs	4,497	9,694	6,280	4,850
	<b>SUBTOTAL FIXED CHARGES</b>	<b>11,307</b>	<b>17,089</b>	<b>10,410</b>	<b>8,670</b>
68001	POB Misc Xfer to Fund 406	585	2,280	1,750	1,920
	<b>SUBTOTAL TRANSFERS</b>	<b>585</b>	<b>2,280</b>	<b>1,750</b>	<b>1,920</b>
	<b>TOTAL</b>	<b>74,478</b>	<b>117,942</b>	<b>73,380</b>	<b>71,940</b>



<b>ORANGE COUNTY SSA GRANTS DEPARTMENT RESOURCE SUMMARY COMMUNITY DEVELOPMENT</b>				
<b>ACTIVITIES</b>	<b>ACTUAL FY 21-22</b>	<b>ACTUAL FY 22-23</b>	<b>ADOPTED FY 23-24</b>	<b>ADOPTED FY 24-25</b>
<b>REVENUES</b>				
52001 Federal Grant-Indirect	651,141	624,395	838,970	838,960
52009 Federal Grant-Indirect COVID	0	1,200,000	0	0
52030 OC Grants	500,000	0	0	0
58000 Earning On Investments	(262)	71	0	0
58011 Interest Earned on Advanced Received- 2.8M	305	979	0	0
<b>TOTAL REVENUES</b>	<b>1,151,184</b>	<b>1,825,444</b>	<b>838,970</b>	<b>838,960</b>
<b>EXPENDITURES</b>				
12418737 SSA VT WEX	624,147	614,896	838,970	838,960
12418750 OC WIOA	20,697	9,517	0	0
12418810 OUTDOOR SAFE DINE PROGRAM	500,000	0	0	0
12418811 ARPA-OC-DOWNTOWN BUS INTERRUPT	0	1,200,000	0	0
<b>TOTAL EXPENDITURES</b>	<b>1,144,844</b>	<b>1,824,413</b>	<b>838,970</b>	<b>838,960</b>
<b>OPERATING EXPENSES</b>	<b>ACTUAL FY 21-22</b>	<b>ACTUAL FY 22-23</b>	<b>ADOPTED FY 23-24</b>	<b>ADOPTED FY 24-25</b>
61000 SALARIES & BENEFITS	362,656	350,515	462,420	483,120
62000 CONTRACTUALS	522,635	23,813	72,600	47,320
63000 COMMODITIES	203	296	850	850
65000 FIXED CHARGES	46,096	55,295	55,840	59,620
68000 TRANSFERS	2,768	10,655	8,170	8,960
69000 MISCELLANEOUS	210,486	1,383,839	239,090	239,090
<b>TOTAL</b>	<b>1,144,844</b>	<b>1,824,413</b>	<b>838,970</b>	<b>838,960</b>

ORANGE COUNTY SSA GRANTS				
COMMUNITY DEVELOPMENT				ACCOUNTING UNIT
OUTDOOR SAFE DINE PROGRAM				12418810
Account Code	LINE ITEM RESOURCES	ACTUAL FY 21-22	ACTUAL FY 22-23	ADOPTED FY 23-24
62300	Contract Services-Professional	500,000	0	0
	<b>SUBTOTAL CONTRACTUALS</b>	<b>500,000</b>	<b>0</b>	<b>0</b>
	<b>TOTAL</b>	<b>500,000</b>	<b>0</b>	<b>0</b>

<b>ORANGE COUNTY SSA GRANTS</b>					
<b>COMMUNITY DEVELOPMENT</b>					<b>ACCOUNTING UNIT</b>
<b>ARPA-OC-DOWNTOWN BUS INTERRUPT</b>					<b>12418811</b>
<b>Account Code</b>	<b>LINE ITEM RESOURCES</b>	<b>ACTUAL FY 21-22</b>	<b>ACTUAL FY 22-23</b>	<b>ADOPTED FY 23-24</b>	<b>ADOPTED FY 24-25</b>
61000	Salaries Regular	0	9,705	0	0
61020	Salaries Part-Time	0	546	0	0
61100	Retirement-Employer Normal Cost	0	630	0	0
61102	Retirement- Employer Unfunded- Miscellaneous	0	2,608	0	0
61110	Part-Time Retirement	0	20	0	0
61120	Medicare Insurance	0	138	0	0
61130	Health Insurance	0	3,443	0	0
61180	Worker Compensation Insurance	0	624	0	0
	<b>SUBTOTAL SALARIES &amp; BENEFITS</b>	<b>0</b>	<b>17,714</b>	<b>0</b>	<b>0</b>
63001	Miscellaneous Operating Expenses	0		0	0
	<b>SUBTOTAL COMMODITIES</b>	<b>0</b>		<b>0</b>	<b>0</b>
65100	Insurance Charges	0	745	0	0
65105	Benefits Overhead	0	111	0	0
65400	Indirect Costs	0	1,520	0	0
	<b>SUBTOTAL FIXED CHARGES</b>	<b>0</b>	<b>2,376</b>	<b>0</b>	<b>0</b>
69152	Loans & Grants	0	1,179,910	0	0
	<b>SUBTOTAL MISCELLANEOUS</b>	<b>0</b>	<b>1,179,910</b>	<b>0</b>	<b>0</b>
	<b>TOTAL</b>	<b>0</b>	<b>1,200,000</b>	<b>0</b>	<b>0</b>

<b>ORANGE COUNTY SSA GRANTS</b>					
<b>COMMUNITY DEVELOPMENT</b>					<b>ACCOUNTING UNIT</b>
<b>OC GRANT REVENUE</b>					<b>12418002</b>
<b>Account Code</b>	<b>LINE ITEM RESOURCES</b>	<b>ACTUAL FY 21-22</b>	<b>ACTUAL FY 22-23</b>	<b>ADOPTED FY 23-24</b>	<b>ADOPTED FY 24-25</b>
52001	Federal Grant-Indirect	651,141	624,395	838,970	838,960
52009	Federal Grant-Indirect COVID	0	1,200,000	0	0
52030	OC Grants	500,000	0	0	0
58000	Earning On Investments	(262)	71	0	0
58011	Interest Earned on Advanced Received- 2.8M	305	979	0	0
<b>SUBTOTAL REVENUES</b>		<b>1,151,184</b>	<b>1,825,444</b>	<b>838,970</b>	<b>838,960</b>
<b>TOTAL</b>		<b>1,151,184</b>	<b>1,825,444</b>	<b>838,970</b>	<b>838,960</b>

ORANGE COUNTY SSA GRANTS					
COMMUNITY DEVELOPMENT					ACCOUNTING UNIT
SSA VT WEX					12418737
Account Code	LINE ITEM RESOURCES	ACTUAL FY 21-22	ACTUAL FY 22-23	ADOPTED FY 23-24	ADOPTED FY 24-25
61000	Salaries Regular	166,995	172,418	180,730	197,570
61020	Salaries Part-Time	982	1,968	1,140	1,190
61030	Salaries Participant	58,143	76,972	206,640	206,640
61040	Salaries Overtime	143	9	0	0
61100	Retirement-Employer Normal Cost	6,000	5,486	8,320	8,480
61102	Retirement- Employer Unfunded- Miscellaneous	36,984	12,706	10,780	14,830
61110	Part-Time Retirement	2,217	2,960	7,790	7,800
61120	Medicare Insurance	3,173	3,608	5,620	5,860
61130	Health Insurance	31,936	28,385	31,340	29,320
61170	Retiree Health Benefits	0	0	0	1,820
61180	Worker Compensation Insurance	36,852	19,980	10,060	9,610
	<b>SUBTOTAL SALARIES &amp; BENEFITS</b>	<b>343,424</b>	<b>324,492</b>	<b>462,420</b>	<b>483,120</b>
62010	Communications	935	1,020	2,390	0
62300	Contract Services-Professional	0	0	47,310	24,420
62500	Rent Payments	21,700	22,793	22,900	22,900
	<b>SUBTOTAL CONTRACTUALS</b>	<b>22,635</b>	<b>23,813</b>	<b>72,600</b>	<b>47,320</b>
63001	Miscellaneous Operating Expenses	202	263	700	700
63300	Gas & Diesel	0	33	150	150
	<b>SUBTOTAL COMMODITIES</b>	<b>202</b>	<b>296</b>	<b>850</b>	<b>850</b>
65010	Rental City Equipment	1	267	0	0
65012	Accident Repair & Replacement	0	7	0	0
65040	IT Maintenance Charge	11,860	11,490	11,830	12,470
65055	Communications- Landlines	0	0	0	1,740
65100	Insurance Charges	11,060	12,731	11,460	12,040
65105	Benefits Overhead	596	1,892	1,740	1,730
65210	Delivery Charges	850	0	0	0
65400	Indirect Costs	20,296	25,324	30,810	31,640
	<b>SUBTOTAL FIXED CHARGES</b>	<b>44,663</b>	<b>51,711</b>	<b>55,840</b>	<b>59,620</b>
68001	POB Misc Xfer to Fund 406	2,736	10,655	8,170	8,960
	<b>SUBTOTAL TRANSFERS</b>	<b>2,736</b>	<b>10,655</b>	<b>8,170</b>	<b>8,960</b>
69138	Payment-Training Portion	210,486	203,929	239,090	239,090
	<b>SUBTOTAL MISCELLANEOUS</b>	<b>210,486</b>	<b>203,929</b>	<b>239,090</b>	<b>239,090</b>
	<b>TOTAL</b>	<b>624,147</b>	<b>614,896</b>	<b>838,970</b>	<b>838,960</b>

<b>ORANGE COUNTY SSA GRANTS</b>					
<b>COMMUNITY DEVELOPMENT</b>					<b>ACCOUNTING UNIT</b>
<b>OC WIOA</b>					<b>12418750</b>
<b>Account Code</b>	<b>LINE ITEM RESOURCES</b>	<b>ACTUAL FY 21-22</b>	<b>ACTUAL FY 22-23</b>	<b>ADOPTED FY 23-24</b>	<b>ADOPTED FY 24-25</b>
61000	Salaries Regular	14,330	6,519	0	0
61100	Retirement-Employer Normal Cost	559	211	0	0
61102	Retirement- Employer Unfunded- Miscellaneous	2,087	201	0	0
61120	Medicare Insurance	224	92	0	0
61130	Health Insurance	2,032	881	0	0
61180	Worker Compensation Insurance	0	406	0	0
	<b>SUBTOTAL SALARIES &amp; BENEFITS</b>	<b>19,231</b>	<b>8,309</b>	<b>0</b>	<b>0</b>
63001	Miscellaneous Operating Expenses	1	0	0	0
	<b>SUBTOTAL COMMODITIES</b>	<b>1</b>	<b>0</b>	<b>0</b>	<b>0</b>
65100	Insurance Charges	0	484	0	0
65105	Benefits Overhead	0	72	0	0
65400	Indirect Costs	1,433	652	0	0
	<b>SUBTOTAL FIXED CHARGES</b>	<b>1,433</b>	<b>1,208</b>	<b>0</b>	<b>0</b>
68001	POB Misc Xfer to Fund 406	32	0	0	0
	<b>SUBTOTAL TRANSFERS</b>	<b>32</b>	<b>0</b>	<b>0</b>	<b>0</b>
	<b>TOTAL</b>	<b>20,697</b>	<b>9,517</b>	<b>0</b>	<b>0</b>

<b>HOME PROGRAM FEDERAL GRANT DEPARTMENT RESOURCE SUMMARY COMMUNITY DEVELOPMENT</b>				
<b>ACTIVITIES</b>	<b>ACTUAL FY 21-22</b>	<b>ACTUAL FY 22-23</b>	<b>ADOPTED FY 23-24</b>	<b>ADOPTED FY 24-25</b>
<b>REVENUES</b>				
52000 Federal Grant-Direct	2,102,627	2,354,434	1,605,660	1,605,670
56900 Principal Repayment	806,513	408,779	218,330	237,780
56901 Interest Repayments	399,733	180,854	150,190	167,790
57990 Miscellaneous Income	280	0	200	300
58000 Earning On Investments	10,855	19,622	5,660	6,750
<b>TOTAL REVENUES</b>	<b>3,320,008</b>	<b>2,963,690</b>	<b>1,980,040</b>	<b>2,018,290</b>
<b>EXPENDITURES</b>				
13018780 FEDERAL GRANT - HOME PROGRAM	2,132,926	3,109,689	1,605,670	1,598,670
<b>TOTAL EXPENDITURES</b>	<b>2,132,926</b>	<b>3,109,689</b>	<b>1,605,670</b>	<b>1,598,670</b>
<b>OPERATING EXPENSES</b>	<b>ACTUAL FY 21-22</b>	<b>ACTUAL FY 22-23</b>	<b>ADOPTED FY 23-24</b>	<b>ADOPTED FY 24-25</b>
61000 SALARIES & BENEFITS	234,348	284,705	235,440	264,160
62000 CONTRACTUALS	40,502	43,024	74,430	73,150
63000 COMMODITIES	3,421	2,703	2,350	1,000
65000 FIXED CHARGES	48,486	62,577	56,140	63,340
66000 CAPITAL	0	335	0	0
68000 TRANSFERS	2,467	9,604	7,370	8,080
69000 MISCELLANEOUS	1,803,704	2,706,740	1,229,940	1,188,940
<b>TOTAL</b>	<b>2,132,926</b>	<b>3,109,689</b>	<b>1,605,670</b>	<b>1,598,670</b>

HOME PROGRAM FEDERAL GRANT				
COMMUNITY DEVELOPMENT				ACCOUNTING UNIT
FEDERAL GRANT - HOME PROGRAM				13018002
Account Code	LINE ITEM RESOURCES	ACTUAL FY 21-22	ACTUAL FY 22-23	ADOPTED FY 23-24
52000	Federal Grant-Direct	2,102,627	2,354,434	1,605,660
56900	Principal Repayment	806,513	408,779	218,330
56901	Interest Repayments	399,733	180,854	150,190
57990	Miscellaneous Income	280	0	200
58000	Earning On Investments	10,855	19,622	5,660
	<b>SUBTOTAL REVENUES</b>	<b>3,320,008</b>	<b>2,963,690</b>	<b>1,980,040</b>
	<b>TOTAL</b>	<b>3,320,008</b>	<b>2,963,690</b>	<b>2,018,290</b>



HOME PROGRAM FEDERAL GRANT					
COMMUNITY DEVELOPMENT					ACCOUNTING UNIT
FEDERAL GRANT - HOME PROGRAM					13018780
Account Code	LINE ITEM RESOURCES	ACTUAL FY 21-22	ACTUAL FY 22-23	ADOPTED FY 23-24	ADOPTED FY 24-25
61000	Salaries Regular	152,313	193,421	160,410	179,930
61040	Salaries Overtime	437	4,675	500	0
61100	Retirement-Employer Normal Cost	11,073	12,316	13,140	18,000
61102	Retirement- Employer Unfunded- Miscellaneous	32,353	28,554	23,450	26,160
61120	Medicare Insurance	2,194	2,824	2,320	2,620
61130	Health Insurance	24,828	31,156	26,240	25,030
61170	Retiree Health Benefits	0	0	90	1,760
61180	Worker Compensation Insurance	11,150	11,758	9,290	10,660
	<b>SUBTOTAL SALARIES &amp; BENEFITS</b>	<b>234,348</b>	<b>284,705</b>	<b>235,440</b>	<b>264,160</b>
62010	Communications	1,306	1,148	1,950	0
62012	Cellular Phone Charges	0	0	500	0
62120	Training, Transportation, Meetings	3,239	521	5,080	5,000
62130	Tuition Reimbursement	213	306	0	1,500
62140	Membership, Subscription & Dues	129	1,098	1,600	1,600
62200	Advertising	424	0	5,500	5,500
62300	Contract Services-Professional	35,131	31,574	56,100	56,100
62302	Contracted Vendor Personnel Services	0	117	2,900	2,900
62400	Auditor Fee	61	8,260	550	550
62600	Parking Validation	0	0	150	0
62700	Auto Expense	0	0	100	0
	<b>SUBTOTAL CONTRACTUALS</b>	<b>40,502</b>	<b>43,024</b>	<b>74,430</b>	<b>73,150</b>
63001	Miscellaneous Operating Expenses	3,421	2,703	2,350	1,000
	<b>SUBTOTAL COMMODITIES</b>	<b>3,421</b>	<b>2,703</b>	<b>2,350</b>	<b>1,000</b>
65000	Building Rental	5,780	7,030	7,030	7,910
65010	Rental City Equipment	0	0	70	80
65040	IT Maintenance Charge	11,230	10,320	9,670	10,090
65055	Communications- Landlines	0	0	0	1,410
65100	Insurance Charges	12,240	14,034	10,520	13,360
65105	Benefits Overhead	490	2,086	1,610	1,920
65210	Delivery Charges	310	0	0	0
65400	Indirect Costs	18,436	29,107	27,240	28,570
	<b>SUBTOTAL FIXED CHARGES</b>	<b>48,486</b>	<b>62,577</b>	<b>56,140</b>	<b>63,340</b>
66511	Computer Software Subscriptions	0	335	0	0
	<b>SUBTOTAL CAPITAL</b>	<b>0</b>	<b>335</b>	<b>0</b>	<b>0</b>
68001	POB Misc Xfer to Fund 406	2,467	9,604	7,370	8,080
	<b>SUBTOTAL TRANSFERS</b>	<b>2,467</b>	<b>9,604</b>	<b>7,370</b>	<b>8,080</b>
69011	Reserve Appropriation	0	0	1,229,940	1,188,940
69151	Resident Rehabilitation Loan	369	0	0	0
69152	Loans & Grants	1,803,335	2,706,740	0	0
	<b>SUBTOTAL MISCELLANEOUS</b>	<b>1,803,704</b>	<b>2,706,740</b>	<b>1,229,940</b>	<b>1,188,940</b>
	<b>TOTAL</b>	<b>2,132,926</b>	<b>3,109,689</b>	<b>1,605,670</b>	<b>1,598,670</b>

HOUSING AUTHORITY-ISSUER FEE DEPARTMENT RESOURCE SUMMARY COMMUNITY DEVELOPMENT				
ACTIVITIES	ACTUAL FY 21-22	ACTUAL FY 22-23	ADOPTED FY 23-24	ADOPTED FY 24-25
REVENUES				
57893 Issuer Fees/Settlement	54,018	52,881	48,330	52,880
58000 Earning On Investments	20,637	26,471	35,000	23,560
TOTAL REVENUES	74,655	79,352	83,330	76,440
EXPENDITURES				
13318780 HOUSING AUTHORITY-ISSUER FEE	68,510	177,863	161,960	1,026,400
TOTAL EXPENDITURES	68,510	177,863	161,960	1,026,400
OPERATING EXPENSES	ACTUAL FY 21-22	ACTUAL FY 22-23	ADOPTED FY 23-24	ADOPTED FY 24-25
61000 SALARIES & BENEFITS	55,812	141,425	134,300	312,290
62000 CONTRACTUALS	1,208	2,026	1,490	663,520
63000 COMMODITIES	350	1,140	1,000	8,000
65000 FIXED CHARGES	10,805	31,897	24,160	41,490
66000 CAPITAL	0	68	0	0
68000 TRANSFERS	336	1,307	1,010	1,100
<b>TOTAL</b>	<b>68,510</b>	<b>177,863</b>	<b>161,960</b>	<b>1,026,400</b>

<b>HOUSING AUTHORITY-ISSUER FEE</b>					
<b>COMMUNITY DEVELOPMENT</b>				<b>ACCOUNTING UNIT</b>	
<b>HOUSING AUTHORITY-ISSUER FEE</b>				<b>13318002</b>	
<b>Account Code</b>	<b>LINE ITEM RESOURCES</b>	<b>ACTUAL FY 21-22</b>	<b>ACTUAL FY 22-23</b>	<b>ADOPTED FY 23-24</b>	<b>ADOPTED FY 24-25</b>
57893	Issuer Fees/Settlement	54,018	52,881	48,330	52,880
58000	Earning On Investments	20,637	26,471	35,000	23,560
	<b>SUBTOTAL REVENUES</b>	<b>74,655</b>	<b>79,352</b>	<b>83,330</b>	<b>76,440</b>
	<b>TOTAL</b>	<b>74,655</b>	<b>79,352</b>	<b>83,330</b>	<b>76,440</b>

HOUSING AUTHORITY-ISSUER FEE					
COMMUNITY DEVELOPMENT					ACCOUNTING UNIT
HOUSING AUTHORITY-ISSUER FEE					13318780
Account Code	LINE ITEM RESOURCES	ACTUAL FY 21-22	ACTUAL FY 22-23	ADOPTED FY 23-24	ADOPTED FY 24-25
61000	Salaries Regular	39,493	103,132	102,940	241,560
61010	Salaries Cash Out/Separation	0	8,125	0	5,840
61020	Salaries Part-Time	0	0	0	25,000
61040	Salaries Overtime	150	0	0	0
61100	Retirement-Employer Normal Cost	1,323	3,135	4,660	6,390
61102	Retirement- Employer Unfunded- Miscellaneous	6,593	7,268	7,820	8,480
61120	Medicare Insurance	573	1,468	1,400	1,750
61130	Health Insurance	4,574	10,477	14,400	16,430
61170	Retiree Health Benefits	1,177	1,462	720	1,160
61180	Worker Compensation Insurance	1,930	6,358	2,360	5,680
	<b>SUBTOTAL SALARIES &amp; BENEFITS</b>	<b>55,812</b>	<b>141,425</b>	<b>134,300</b>	<b>312,290</b>
62010	Communications	475	510	770	310
62012	Cellular Phone Charges	0	354	0	690
62120	Training, Transportation, Meetings	140	44	0	10,000
62130	Tuition Reimbursement	0	0	0	1,500
62131	SAMA Wellness and Fitness Program Reimbursements	0	0	0	300
62140	Membership, Subscription & Dues	0	125	0	0
62300	Contract Services-Professional	593	993	720	650,720
	<b>SUBTOTAL CONTRACTUALS</b>	<b>1,208</b>	<b>2,026</b>	<b>1,490</b>	<b>663,520</b>
63001	Miscellaneous Operating Expenses	350	1,140	1,000	8,000
	<b>SUBTOTAL COMMODITIES</b>	<b>350</b>	<b>1,140</b>	<b>1,000</b>	<b>8,000</b>
65000	Building Rental	2,590	3,150	3,150	3,540
65040	IT Maintenance Charge	1,730	2,340	3,810	5,940
65055	Communications- Landlines	0	0	0	830
65100	Insurance Charges	2,120	7,588	2,690	7,120
65105	Benefits Overhead	110	1,128	410	1,030
65210	Delivery Charges	100	0	0	0
65400	Indirect Costs	4,155	17,691	14,100	23,030
	<b>SUBTOTAL FIXED CHARGES</b>	<b>10,805</b>	<b>31,897</b>	<b>24,160</b>	<b>41,490</b>
66511	Computer Software Subscriptions	0	68	0	0
	<b>SUBTOTAL CAPITAL</b>	<b>0</b>	<b>68</b>	<b>0</b>	<b>0</b>
68001	POB Misc Xfer to Fund 406	336	1,307	1,010	1,100
	<b>SUBTOTAL TRANSFERS</b>	<b>336</b>	<b>1,307</b>	<b>1,010</b>	<b>1,100</b>
	<b>TOTAL</b>	<b>68,510</b>	<b>177,863</b>	<b>161,960</b>	<b>1,026,400</b>

<b>COMMUNITY DEV BLOCK GRANT DEPARTMENT RESOURCE SUMMARY COMMUNITY DEVELOPMENT</b>				
<b>ACTIVITIES</b>	<b>ACTUAL FY 21-22</b>	<b>ACTUAL FY 22-23</b>	<b>ADOPTED FY 23-24</b>	<b>ADOPTED FY 24-25</b>
<b>REVENUES</b>				
52000 Federal Grant-Direct	4,665,274	8,304,748	5,255,310	5,255,310
52008 Federal Grant-Direct COVID	1,275,103	396,028	97,170	164,510
52010 Federal Grant-Direct COVID ESG-CV	6,025,195	2,858,609	19,900	0
53307 Youth Field Usage Fee	16,056	13,018	10,160	10,000
53316 Leisure Classes	0	1,374	220	1,000
56900 Principal Repayment	431,115	13,507	25,000	25,000
56901 Interest Repayments	34,351	1,663	15,000	5,000
57960 Rental Of Property	145,200	145,200	145,200	145,200
57990 Miscellaneous Income	0	0	280	0
<b>TOTAL REVENUES</b>	<b>12,592,294</b>	<b>11,734,148</b>	<b>5,568,240</b>	<b>5,606,020</b>
<b>EXPENDITURES</b>				
13518780 COMMUNITY DEVELOPMENT ADMINISTRATION	844,050	848,843	961,620	842,670
13518782 COMMUNITY DEVELOPMENT-HOUSING	504,126	1,670,037	800,000	500,000
13518783 CDBG PROGRAMS	3,615,983	5,366,634	3,046,450	3,996,210
13518785 HUD-EMERGENCY SOLUTIONS GRANT	508,071	480,379	447,250	447,250
13518788 CDBG-CV	716,437	417,418	97,170	150,510
13518789 ESG-CV	6,517,376	2,172,642	19,900	0
<b>TOTAL EXPENDITURES</b>	<b>12,706,041</b>	<b>10,955,953</b>	<b>5,372,390</b>	<b>5,936,640</b>
<b>OPERATING EXPENSES</b>	<b>ACTUAL FY 21-22</b>	<b>ACTUAL FY 22-23</b>	<b>ADOPTED FY 23-24</b>	<b>ADOPTED FY 24-25</b>
61000 SALARIES & BENEFITS	1,809,565	1,452,927	1,377,230	1,443,800
62000 CONTRACTUALS	499,178	242,699	156,030	1,609,330
63000 COMMODITIES	21,537	33,394	3,030	0
65000 FIXED CHARGES	246,652	300,301	282,680	293,600
66000 CAPITAL	2,148,173	3,907,243	1,425,240	750,000
67000 DEBT SERVICE	762,192	785,058	0	0
68000 TRANSFERS	27,653	95,091	72,930	79,990
69000 MISCELLANEOUS	7,191,091	4,139,241	2,055,250	1,759,920
<b>TOTAL</b>	<b>12,706,041</b>	<b>10,955,953</b>	<b>5,372,390</b>	<b>5,936,640</b>

COMMUNITY DEV BLOCK GRANT					
COMMUNITY DEVELOPMENT				ACCOUNTING UNIT	
CDBG-CV				13518788	
Account Code	LINE ITEM RESOURCES	ACTUAL FY 21-22	ACTUAL FY 22-23	ADOPTED FY 23-24	ADOPTED FY 24-25
61000	Salaries Regular	157,455	51,290	29,710	78,330
61010	Salaries Cash Out/Separation	163	0	0	0
61020	Salaries Part-Time	54,015	27,981	0	0
61040	Salaries Overtime	922	326	0	250
61100	Retirement-Employer Normal Cost	8,882	2,358	2,710	5,010
61102	Retirement- Employer Unfunded- Miscellaneous	92,062	5,466	4,510	1,810
61110	Part-Time Retirement	1,916	1,038	0	0
61120	Medicare Insurance	3,071	1,163	430	1,130
61130	Health Insurance	24,669	9,918	3,670	16,750
61170	Retiree Health Benefits	0	0	170	740
61180	Worker Compensation Insurance	0	4,870	12,660	4,370
	<b>SUBTOTAL SALARIES &amp; BENEFITS</b>	<b>343,154</b>	<b>104,409</b>	<b>53,860</b>	<b>108,390</b>
62010	Communications	383	0	230	0
62130	Tuition Reimbursement	494	285	0	0
62140	Membership, Subscription & Dues	2	0	0	0
62300	Contract Services-Professional	11,479	242	0	0
62400	Auditor Fee	1,345	133	0	0
62500	Rent Payments	8,820	0	0	0
	<b>SUBTOTAL CONTRACTUALS</b>	<b>22,523</b>	<b>660</b>	<b>230</b>	<b>0</b>
63001	Miscellaneous Operating Expenses	11,081	30,597	0	0
	<b>SUBTOTAL COMMODITIES</b>	<b>11,081</b>	<b>30,597</b>	<b>0</b>	<b>0</b>
65040	IT Maintenance Charge	0	15,670	1,140	1,190
65055	Communications- Landlines	0	0	0	170
65100	Insurance Charges	0	5,977	14,420	5,470
65105	Benefits Overhead	0	870	2,190	790
65400	Indirect Costs	25,657	11,876	5,000	12,200
	<b>SUBTOTAL FIXED CHARGES</b>	<b>25,657</b>	<b>34,392</b>	<b>22,750</b>	<b>19,820</b>
68001	POB Misc Xfer to Fund 406	6,809	26,513	20,330	22,300
	<b>SUBTOTAL TRANSFERS</b>	<b>6,809</b>	<b>26,513</b>	<b>20,330</b>	<b>22,300</b>
69135	Payment to Subagent	222,608	148,347	0	0
69152	Loans & Grants	84,606	72,500	0	0
	<b>SUBTOTAL MISCELLANEOUS</b>	<b>307,213</b>	<b>220,847</b>	<b>0</b>	<b>0</b>
	<b>TOTAL</b>	<b>716,437</b>	<b>417,418</b>	<b>97,170</b>	<b>150,510</b>

COMMUNITY DEV BLOCK GRANT					
COMMUNITY DEVELOPMENT					ACCOUNTING UNIT
ESG-CV					13518789
Account Code	LINE ITEM RESOURCES	ACTUAL FY 21-22	ACTUAL FY 22-23	ADOPTED FY 23-24	ADOPTED FY 24-25
61000	Salaries Regular	43,121	30,399	8,520	0
61010	Salaries Cash Out/Separation	140	0	0	0
61020	Salaries Part-Time	12,312	3,284	0	0
61040	Salaries Overtime	31	0	0	0
61100	Retirement-Employer Normal Cost	3,547	2,695	1,070	0
61102	Retirement- Employer Unfunded- Miscellaneous	41,357	6,248	0	0
61110	Part-Time Retirement	462	123	0	0
61120	Medicare Insurance	937	530	120	0
61130	Health Insurance	8,334	5,458	640	0
61170	Retiree Health Benefits	0	0	90	0
61180	Worker Compensation Insurance	0	2,115	3,320	0
	<b>SUBTOTAL SALARIES &amp; BENEFITS</b>	<b>110,241</b>	<b>50,853</b>	<b>13,760</b>	<b>0</b>
62000	Utilities	18,577	119,724	0	0
62010	Communications	1,086	0	60	0
62130	Tuition Reimbursement	55	148	0	0
62300	Contract Services-Professional	273,856	9,831	0	0
62302	Contracted Vendor Personnel Services	53,948	0	0	0
62400	Auditor Fee	6,236	1,210	0	0
	<b>SUBTOTAL CONTRACTUALS</b>	<b>353,758</b>	<b>130,913</b>	<b>60</b>	<b>0</b>
63001	Miscellaneous Operating Expenses	766	188	0	0
	<b>SUBTOTAL COMMODITIES</b>	<b>766</b>	<b>188</b>	<b>0</b>	<b>0</b>
65040	IT Maintenance Charge	0	2,790	280	0
65100	Insurance Charges	0	2,507	3,780	0
65105	Benefits Overhead	0	378	580	0
65400	Indirect Costs	6,700	5,025	1,440	0
	<b>SUBTOTAL FIXED CHARGES</b>	<b>6,700</b>	<b>10,700</b>	<b>6,080</b>	<b>0</b>
67200	Principal-Leases	430,006	453,268	0	0
67210	Interest-Leases	332,185	331,789	0	0
	<b>SUBTOTAL DEBT SERVICE</b>	<b>762,192</b>	<b>785,058</b>	<b>0</b>	<b>0</b>
68001	POB Misc Xfer to Fund 406	3,232	0	0	0
	<b>SUBTOTAL TRANSFERS</b>	<b>3,232</b>	<b>0</b>	<b>0</b>	<b>0</b>
69135	Payment to Subagent	5,280,487	1,194,931	0	0
	<b>SUBTOTAL MISCELLANEOUS</b>	<b>5,280,487</b>	<b>1,194,931</b>	<b>0</b>	<b>0</b>
	<b>TOTAL</b>	<b>6,517,376</b>	<b>2,172,642</b>	<b>19,900</b>	<b>0</b>

<b>COMMUNITY DEV BLOCK GRANT</b>					
<b>COMMUNITY DEVELOPMENT</b>					<b>ACCOUNTING UNIT</b>
<b>COMMUNITY DEVELOPMENT ADMINISTRATION</b>					<b>13518002</b>
<b>Account Code</b>	<b>LINE ITEM RESOURCES</b>	<b>ACTUAL FY 21-22</b>	<b>ACTUAL FY 22-23</b>	<b>ADOPTED FY 23-24</b>	<b>ADOPTED FY 24-25</b>
52000	Federal Grant-Direct	4,665,274	8,304,748	5,255,310	5,255,310
52008	Federal Grant-Direct COVID	1,275,103	396,028	97,170	164,510
52010	Federal Grant-Direct COVID ESG-CV	6,025,195	2,858,609	19,900	0
53307	Youth Field Usage Fee	16,056	13,018	10,160	10,000
53316	Leisure Classes	0	1,374	220	1,000
56900	Principal Repayment	431,115	13,507	25,000	25,000
56901	Interest Repayments	34,351	1,663	15,000	5,000
57960	Rental Of Property	145,200	145,200	145,200	145,200
57990	Miscellaneous Income	0	0	280	0
	<b>SUBTOTAL REVENUES</b>	<b>12,592,294</b>	<b>11,734,148</b>	<b>5,568,240</b>	<b>5,606,020</b>
	<b>TOTAL</b>	<b>12,592,294</b>	<b>11,734,148</b>	<b>5,568,240</b>	<b>5,606,020</b>



COMMUNITY DEV BLOCK GRANT					
COMMUNITY DEVELOPMENT					ACCOUNTING UNIT
COMMUNITY DEVELOPMENT ADMINISTRATION					13518780
Account Code	LINE ITEM RESOURCES	ACTUAL FY 21-22	ACTUAL FY 22-23	ADOPTED FY 23-24	ADOPTED FY 24-25
61000	Salaries Regular	317,818	366,811	425,900	374,630
61010	Salaries Cash Out/Separation	326	0	0	0
61020	Salaries Part-Time	4,184	0	0	15,570
61040	Salaries Overtime	8,518	10,834	6,000	0
61100	Retirement-Employer Normal Cost	14,750	16,120	23,300	35,380
61102	Retirement- Employer Unfunded- Miscellaneous	86,328	37,915	32,290	35,620
61110	Part-Time Retirement	157	0	0	580
61120	Medicare Insurance	4,706	5,134	6,240	5,640
61130	Health Insurance	59,739	68,621	72,590	90,280
61170	Retiree Health Benefits	0	0	600	3,650
61180	Worker Compensation Insurance	28,990	21,298	19,280	20,220
	<b>SUBTOTAL SALARIES &amp; BENEFITS</b>	<b>525,516</b>	<b>526,733</b>	<b>586,200</b>	<b>581,570</b>
62010	Communications	1,583	1,955	3,680	0
62012	Cellular Phone Charges	3	0	0	0
62120	Training, Transportation, Meetings	8,418	1,570	2,000	0
62130	Tuition Reimbursement	172	369	0	0
62140	Membership, Subscription & Dues	146	4,373	2,060	0
62200	Advertising	13,956	10,418	18,000	0
62300	Contract Services-Professional	87,874	75,530	115,100	0
62302	Contracted Vendor Personnel Services	4,202	7,559	7,120	0
62400	Auditor Fee	2,310	922	3,000	0
62600	Parking Validation	920	667	300	0
62700	Auto Expense	440	80	0	0
	<b>SUBTOTAL CONTRACTUALS</b>	<b>120,024</b>	<b>103,443</b>	<b>151,260</b>	<b>0</b>
63001	Miscellaneous Operating Expenses	9,650	2,580	2,700	0
	<b>SUBTOTAL COMMODITIES</b>	<b>9,650</b>	<b>2,580</b>	<b>2,700</b>	<b>0</b>
65000	Building Rental	20,180	24,540	24,540	27,600
65040	IT Maintenance Charge	28,210	24,150	28,160	32,650
65055	Communications- Landlines	0	0	0	4,550
65100	Insurance Charges	31,830	25,180	21,960	25,330
65105	Benefits Overhead	1,710	3,816	3,340	3,650
65210	Delivery Charges	1,160	0	0	0
65400	Indirect Costs	39,927	55,051	66,010	73,180
	<b>SUBTOTAL FIXED CHARGES</b>	<b>123,017</b>	<b>132,737</b>	<b>144,010</b>	<b>166,960</b>
66511	Computer Software Subscriptions	0	601	0	0
	<b>SUBTOTAL CAPITAL</b>	<b>0</b>	<b>601</b>	<b>0</b>	<b>0</b>
68001	POB Misc Xfer to Fund 406	5,842	22,750	17,450	19,140
	<b>SUBTOTAL TRANSFERS</b>	<b>5,842</b>	<b>22,750</b>	<b>17,450</b>	<b>19,140</b>
69135	Payment to Subagent	60,000	60,000	60,000	75,000
	<b>SUBTOTAL MISCELLANEOUS</b>	<b>60,000</b>	<b>60,000</b>	<b>60,000</b>	<b>75,000</b>
	<b>TOTAL</b>	<b>844,050</b>	<b>848,843</b>	<b>961,620</b>	<b>842,670</b>

<b>COMMUNITY DEV BLOCK GRANT</b>					
<b>COMMUNITY DEVELOPMENT</b>					<b>ACCOUNTING UNIT</b>
<b>COMMUNITY DEVELOPMENT-HOUSING</b>					<b>13518782</b>
<b>Account Code</b>	<b>LINE ITEM RESOURCES</b>	<b>ACTUAL FY 21-22</b>	<b>ACTUAL FY 22-23</b>	<b>ADOPTED FY 23-24</b>	<b>ADOPTED FY 24-25</b>
69135	Payment to Subagent	304,126	590,037	500,000	500,000
69152	Loans & Grants	200,000	1,080,000	300,000	0
	<b>SUBTOTAL MISCELLANEOUS</b>	<b>504,126</b>	<b>1,670,037</b>	<b>800,000</b>	<b>500,000</b>
	<b>TOTAL</b>	<b>504,126</b>	<b>1,670,037</b>	<b>800,000</b>	<b>500,000</b>

<b>COMMUNITY DEV BLOCK GRANT</b>					
<b>COMMUNITY DEVELOPMENT</b>					<b>ACCOUNTING UNIT</b>
<b>CDBG PROGRAMS</b>					<b>13518783</b>
<b>Account Code</b>	<b>LINE ITEM RESOURCES</b>	<b>ACTUAL FY 21-22</b>	<b>ACTUAL FY 22-23</b>	<b>ADOPTED FY 23-24</b>	<b>ADOPTED FY 24-25</b>
61000	Salaries Regular	411,751	450,511	391,730	373,140
61040	Salaries Overtime	400	5,115	0	0
61100	Retirement-Employer Normal Cost	34,600	35,233	53,330	71,760
61102	Retirement- Employer Unfunded- Miscellaneous	179,202	81,090	58,520	73,340
61120	Medicare Insurance	6,151	7,262	7,680	8,400
61130	Health Insurance	63,157	72,961	131,960	141,960
61180	Worker Compensation Insurance	22,830	25,983	24,650	24,830
	<b>SUBTOTAL SALARIES &amp; BENEFITS</b>	<b>718,092</b>	<b>678,155</b>	<b>667,870</b>	<b>693,430</b>
62300	Contract Services-Professional	0	0	0	1,600,000
	<b>SUBTOTAL CONTRACTUALS</b>	<b>0</b>	<b>0</b>	<b>0</b>	<b>1,600,000</b>
65100	Insurance Charges	25,060	34,594	28,080	31,110
65105	Benefits Overhead	1,910	4,977	4,270	4,480
65210	Delivery Charges	1,380	0	0	0
65400	Indirect Costs	49,788	67,979	66,360	59,330
	<b>SUBTOTAL FIXED CHARGES</b>	<b>78,138</b>	<b>107,551</b>	<b>98,710</b>	<b>94,920</b>
66200	Buildings & Building Improvements	388,932	24,631	500,000	0
66220	Improvements Other Than Building	1,759,241	3,882,011	925,240	750,000
	<b>SUBTOTAL CAPITAL</b>	<b>2,148,173</b>	<b>3,906,642</b>	<b>1,425,240</b>	<b>750,000</b>
68001	POB Misc Xfer to Fund 406	11,191	43,576	33,420	36,650
	<b>SUBTOTAL TRANSFERS</b>	<b>11,191</b>	<b>43,576</b>	<b>33,420</b>	<b>36,650</b>
69135	Payment to Subagent	660,389	630,711	721,210	721,210
69152	Loans & Grants	0	0	100,000	100,000
	<b>SUBTOTAL MISCELLANEOUS</b>	<b>660,389</b>	<b>630,711</b>	<b>821,210</b>	<b>821,210</b>
	<b>TOTAL</b>	<b>3,615,983</b>	<b>5,366,634</b>	<b>3,046,450</b>	<b>3,996,210</b>

COMMUNITY DEV BLOCK GRANT					
COMMUNITY DEVELOPMENT					ACCOUNTING UNIT
HUD-EMERGENCY SOLUTIONS GRANT					13518785
Account Code	LINE ITEM RESOURCES	ACTUAL FY 21-22	ACTUAL FY 22-23	ADOPTED FY 23-24	ADOPTED FY 24-25
61000	Salaries Regular	21,442	14,342	12,540	13,030
61040	Salaries Overtime	75,911	68,961	33,920	43,130
61100	Retirement-Employer Normal Cost	2,230	1,547	1,570	1,590
61102	Retirement- Employer Unfunded- Miscellaneous	7,843	3,586	3,130	850
61120	Medicare Insurance	341	207	180	190
61130	Health Insurance	4,315	3,251	2,920	700
61170	Retiree Health Benefits	0	0	0	130
61180	Worker Compensation Insurance	480	883	1,280	790
	<b>SUBTOTAL SALARIES &amp; BENEFITS</b>	<b>112,562</b>	<b>92,776</b>	<b>55,540</b>	<b>60,410</b>
62010	Communications	3	0	170	0
62130	Tuition Reimbursement	0	5	0	0
62200	Advertising	351	0	310	0
62300	Contract Services-Professional	1,854	6,168	3,650	9,330
62302	Contracted Vendor Personnel Services	0	1,416	120	0
62400	Auditor Fee	665	94	200	0
62600	Parking Validation	0	0	30	0
	<b>SUBTOTAL CONTRACTUALS</b>	<b>2,873</b>	<b>7,683</b>	<b>4,480</b>	<b>9,330</b>
63001	Miscellaneous Operating Expenses	40	29	330	0
	<b>SUBTOTAL COMMODITIES</b>	<b>40</b>	<b>29</b>	<b>330</b>	<b>0</b>
65000	Building Rental	600	730	730	820
65040	IT Maintenance Charge	0	560	850	890
65055	Communications- Landlines	0	0	0	120
65100	Insurance Charges	530	1,044	1,460	990
65105	Benefits Overhead	20	158	220	140
65210	Delivery Charges	230	0	0	0
65400	Indirect Costs	11,760	12,429	7,870	8,940
	<b>SUBTOTAL FIXED CHARGES</b>	<b>13,140</b>	<b>14,921</b>	<b>11,130</b>	<b>11,900</b>
68001	POB Misc Xfer to Fund 406	579	2,253	1,730	1,900
	<b>SUBTOTAL TRANSFERS</b>	<b>579</b>	<b>2,253</b>	<b>1,730</b>	<b>1,900</b>
69135	Payment to Subagent	378,877	362,716	374,040	363,710
	<b>SUBTOTAL MISCELLANEOUS</b>	<b>378,877</b>	<b>362,716</b>	<b>374,040</b>	<b>363,710</b>
	<b>TOTAL</b>	<b>508,071</b>	<b>480,379</b>	<b>447,250</b>	<b>447,250</b>

<b>HOUSING AUTHORITY-VOUCHER HAP DEPARTMENT RESOURCE SUMMARY COMMUNITY DEVELOPMENT</b>				
<b>ACTIVITIES</b>	<b>ACTUAL FY 21-22</b>	<b>ACTUAL FY 22-23</b>	<b>ADOPTED FY 23-24</b>	<b>ADOPTED FY 24-25</b>
<b>REVENUES</b>				
52000 Federal Grant-Direct	37,832,367	42,742,042	40,901,720	44,949,000
52006 Foster Youth Independence TPV	258,195	94,128	1,181,360	1,750,000
52007 Veterans Affairs Supportive Housing	0	0	2,672,170	4,200,000
57890 Fraud Recovery-HUD	600	200	500	1,000
57894 FSS Terminated Received	161,655	0	100,000	100,000
TOTAL REVENUES	38,252,817	42,836,370	44,855,750	51,000,000
<b>EXPENDITURES</b>				
13618760 HOUSING AUTHORITY-VOUCHER HAP	38,310,383	42,392,616	44,405,750	51,300,000
TOTAL EXPENDITURES	38,310,383	42,392,616	44,405,750	51,300,000
<b>OPERATING EXPENSES</b>	<b>ACTUAL FY 21-22</b>	<b>ACTUAL FY 22-23</b>	<b>ADOPTED FY 23-24</b>	<b>ADOPTED FY 24-25</b>
69000 MISCELLANEOUS	38,310,383	42,392,616	44,405,750	51,300,000
<b>TOTAL</b>	<b>38,310,383</b>	<b>42,392,616</b>	<b>44,405,750</b>	<b>51,300,000</b>

<b>HOUSING AUTHORITY-VOUCHER HAP</b>					
<b>COMMUNITY DEVELOPMENT</b>				<b>ACCOUNTING UNIT</b>	
<b>HOUSING AUTHORITY-VOUCHER HAP</b>				<b>13618002</b>	
<b>Account Code</b>	<b>LINE ITEM RESOURCES</b>	<b>ACTUAL FY 21-22</b>	<b>ACTUAL FY 22-23</b>	<b>ADOPTED FY 23-24</b>	<b>ADOPTED FY 24-25</b>
52000	Federal Grant-Direct	37,832,367	42,742,042	40,901,720	44,949,000
52006	Foster Youth Independence TPV	258,195	94,128	1,181,360	1,750,000
52007	Veterans Affairs Supportive Housing	0	0	2,672,170	4,200,000
57890	Fraud Recovery-HUD	600	200	500	1,000
57894	FSS Terminated Received	161,655	0	100,000	100,000
	<b>SUBTOTAL REVENUES</b>	<b>38,252,817</b>	<b>42,836,370</b>	<b>44,855,750</b>	<b>51,000,000</b>
	<b>TOTAL</b>	<b>38,252,817</b>	<b>42,836,370</b>	<b>44,855,750</b>	<b>51,000,000</b>

<b>HOUSING AUTHORITY-VOUCHER HAP</b>					
<b>COMMUNITY DEVELOPMENT</b>					<b>ACCOUNTING UNIT</b>
<b>HOUSING AUTHORITY-VOUCHER HAP</b>					<b>13618760</b>
<b>Account Code</b>	<b>LINE ITEM RESOURCES</b>	<b>ACTUAL FY 21-22</b>	<b>ACTUAL FY 22-23</b>	<b>ADOPTED FY 23-24</b>	<b>ADOPTED FY 24-25</b>
69158	Housing Assist Pmt	21,507,518	24,768,474	24,932,220	29,700,000
69159	HAP-FSS Escrow	280,017	248,766	300,000	300,000
69162	Port Out HAP	10,727,825	11,192,666	11,500,000	11,750,000
69169	Foster Youth Independence TPV	692,387	785,648	1,181,360	1,750,000
69170	Veterans Affairs Supportive Housing	2,302,714	2,552,903	2,672,170	4,200,000
69171	Project Based Vouchers	2,526,934	2,527,862	3,500,000	3,250,000
69172	Tenant Protection Vouchers	272,988	316,297	320,000	350,000
	<b>SUBTOTAL MISCELLANEOUS</b>	<b>38,310,383</b>	<b>42,392,616</b>	<b>44,405,750</b>	<b>51,300,000</b>
	<b>TOTAL</b>	<b>38,310,383</b>	<b>42,392,616</b>	<b>44,405,750</b>	<b>51,300,000</b>

<b>HOUSING AUTHORITY- MAINSTREAM DEPARTMENT RESOURCE SUMMARY</b>				
<b>COMMUNITY DEVELOPMENT</b>				
<b>ACTIVITIES</b>	<b>ACTUAL FY 21-22</b>	<b>ACTUAL FY 22-23</b>	<b>ADOPTED FY 23-24</b>	<b>ADOPTED FY 24-25</b>
REVENUES				
52000    Federal Grant-Direct	2,195,598	2,326,135	2,488,540	2,500,000
TOTAL REVENUES	2,195,598	2,326,135	2,488,540	2,500,000
EXPENDITURES				
13718760  HOUSING AUTHORITY- NED	2,195,598	2,326,135	2,938,540	2,500,000
TOTAL EXPENDITURES	2,195,598	2,326,135	2,938,540	2,500,000
<b>OPERATING EXPENSES</b>	<b>ACTUAL FY 21-22</b>	<b>ACTUAL FY 22-23</b>	<b>ADOPTED FY 23-24</b>	<b>ADOPTED FY 24-25</b>
69000    MISCELLANEOUS	2,195,598	2,326,135	2,938,540	2,500,000
<b>TOTAL</b>	<b>2,195,598</b>	<b>2,326,135</b>	<b>2,938,540</b>	<b>2,500,000</b>



<b>HOUSING AUTHORITY- MAINSTREAM</b>					
<b>COMMUNITY DEVELOPMENT</b>				<b>ACCOUNTING UNIT</b>	
<b>HOUSING AUTHORITY- NED</b>				<b>13718002</b>	
<b>Account Code</b>	<b>LINE ITEM RESOURCES</b>	<b>ACTUAL FY 21-22</b>	<b>ACTUAL FY 22-23</b>	<b>ADOPTED FY 23-24</b>	<b>ADOPTED FY 24-25</b>
52000	Federal Grant-Direct	2,195,598	2,326,135	2,488,540	2,500,000
	<b>SUBTOTAL REVENUES</b>	<b>2,195,598</b>	<b>2,326,135</b>	<b>2,488,540</b>	<b>2,500,000</b>
	<b>TOTAL</b>	<b>2,195,598</b>	<b>2,326,135</b>	<b>2,488,540</b>	<b>2,500,000</b>

<b>HOUSING AUTHORITY- MAINSTREAM</b>					
<b>COMMUNITY DEVELOPMENT</b>					<b>ACCOUNTING UNIT</b>
<b>HOUSING AUTHORITY- NED</b>					<b>13718760</b>
<b>Account Code</b>	<b>LINE ITEM RESOURCES</b>	<b>ACTUAL FY 21-22</b>	<b>ACTUAL FY 22-23</b>	<b>ADOPTED FY 23-24</b>	<b>ADOPTED FY 24-25</b>
69158	Housing Assist Pmt	1,797,296	1,903,824	2,488,540	2,000,000
69162	Port Out HAP	398,302	422,311	450,000	500,000
	<b>SUBTOTAL MISCELLANEOUS</b>	<b>2,195,598</b>	<b>2,326,135</b>	<b>2,938,540</b>	<b>2,500,000</b>
	<b>TOTAL</b>	<b>2,195,598</b>	<b>2,326,135</b>	<b>2,938,540</b>	<b>2,500,000</b>

<b>HOUSING AUTHORITY-MS 5 DEPARTMENT RESOURCE SUMMARY COMMUNITY DEVELOPMENT</b>				
<b>ACTIVITIES</b>	<b>ACTUAL FY 21-22</b>	<b>ACTUAL FY 22-23</b>	<b>ADOPTED FY 23-24</b>	<b>ADOPTED FY 24-25</b>
REVENUES				
52000    Federal Grant-Direct	2,173,577	2,623,361	2,894,320	4,200,000
TOTAL REVENUES	2,173,577	2,623,361	2,894,320	4,200,000
EXPENDITURES				
13818760  Housing Authority-MS 5	2,896,974	2,586,852	2,857,810	4,200,000
TOTAL EXPENDITURES	2,896,974	2,586,852	2,857,810	4,200,000
<b>OPERATING EXPENSES</b>	<b>ACTUAL FY 21-22</b>	<b>ACTUAL FY 22-23</b>	<b>ADOPTED FY 23-24</b>	<b>ADOPTED FY 24-25</b>
69000    MISCELLANEOUS	2,896,974	2,586,852	2,857,810	4,200,000
<b>TOTAL</b>	<b>2,896,974</b>	<b>2,586,852</b>	<b>2,857,810</b>	<b>4,200,000</b>

<b>HOUSING AUTHORITY-MS 5</b>					
<b>COMMUNITY DEVELOPMENT</b>				<b>ACCOUNTING UNIT</b>	
<b>HOUSING AUTHORITY-MS 5</b>				<b>13818002</b>	
Account Code	LINE ITEM RESOURCES	ACTUAL FY 21-22	ACTUAL FY 22-23	ADOPTED FY 23-24	ADOPTED FY 24-25
52000	Federal Grant-Direct	2,173,577	2,623,361	2,894,320	4,200,000
	<b>SUBTOTAL REVENUES</b>	<b>2,173,577</b>	<b>2,623,361</b>	<b>2,894,320</b>	<b>4,200,000</b>
	<b>TOTAL</b>	<b>2,173,577</b>	<b>2,623,361</b>	<b>2,894,320</b>	<b>4,200,000</b>

<b>HOUSING AUTHORITY-MS 5</b>					
<b>COMMUNITY DEVELOPMENT</b>					<b>ACCOUNTING UNIT</b>
<b>Housing Authority-MS 5</b>					<b>13818760</b>
<b>Account Code</b>	<b>LINE ITEM RESOURCES</b>	<b>ACTUAL FY 21-22</b>	<b>ACTUAL FY 22-23</b>	<b>ADOPTED FY 23-24</b>	<b>ADOPTED FY 24-25</b>
69158	Housing Assist Pmt	2,896,974	2,574,961	2,857,810	4,175,000
69162	Port Out HAP	0	11,891	0	25,000
	<b>SUBTOTAL MISCELLANEOUS</b>	<b>2,896,974</b>	<b>2,586,852</b>	<b>2,857,810</b>	<b>4,200,000</b>
	<b>TOTAL</b>	<b>2,896,974</b>	<b>2,586,852</b>	<b>2,857,810</b>	<b>4,200,000</b>

HOUSING AUTHORITY-NEW CONSTR DEPARTMENT RESOURCE SUMMARY				
COMMUNITY DEVELOPMENT				
ACTIVITIES	ACTUAL FY 21-22	ACTUAL FY 22-23	ADOPTED FY 23-24	ADOPTED FY 24-25
<b>REVENUES</b>				
52000 Federal Grant-Direct	181,816	341,646	244,730	244,730
52004 HCV - Additional Admin Fee	249	1,238	0	0
57000 Expense Reimbursement	3,747	0	0	0
<b>TOTAL REVENUES</b>	<b>185,812</b>	<b>342,884</b>	<b>244,730</b>	<b>244,730</b>
<b>EXPENDITURES</b>				
13918760 Housing Authority- New Construction	0	0	309,480	0
13918780 ADMIN - Mainstream 5 Vouchers	153,874	158,025	235,770	315,570
<b>TOTAL EXPENDITURES</b>	<b>153,874</b>	<b>158,025</b>	<b>545,250</b>	<b>315,570</b>
OPERATING EXPENSES	ACTUAL FY 21-22	ACTUAL FY 22-23	ADOPTED FY 23-24	ADOPTED FY 24-25
61000 SALARIES & BENEFITS	126,429	117,400	214,740	243,130
62000 CONTRACTUALS	8,500	4,918	2,350	5,500
63000 COMMODITIES	130	0	0	0
65000 FIXED CHARGES	15,008	26,787	18,490	45,240
66000 CAPITAL	0	4,231	0	0
68000 TRANSFERS	61	237	190	200
69000 MISCELLANEOUS	3,747	4,451	309,480	21,500
<b>TOTAL</b>	<b>153,874</b>	<b>158,025</b>	<b>545,250</b>	<b>315,570</b>

<b>HOUSING AUTHORITY-NEW CONSTR</b>				
<b>COMMUNITY DEVELOPMENT</b>				<b>ACCOUNTING UNIT</b>
<b>HOUSING AUTHORITY - NEW CONSTRUCTION</b>				<b>13918002</b>
<b>Account Code</b>	<b>LINE ITEM RESOURCES</b>	<b>ACTUAL FY 21-22</b>	<b>ACTUAL FY 22-23</b>	<b>ADOPTED FY 23-24</b>
52000	Federal Grant-Direct	181,816	341,646	244,730
52004	HCV - Additional Admin Fee	249	1,238	0
57000	Expense Reimbursement	3,747	0	0
<b>SUBTOTAL REVENUES</b>		<b>185,812</b>	<b>342,884</b>	<b>244,730</b>
<b>TOTAL</b>		<b>185,812</b>	<b>342,884</b>	<b>244,730</b>

<b>HOUSING AUTHORITY-NEW CONSTR</b>				
<b>COMMUNITY DEVELOPMENT</b>				<b>ACCOUNTING UNIT</b>
<b>Housing Authority- New Construction</b>				<b>13918760</b>
<b>Account Code</b>	<b>LINE ITEM RESOURCES</b>	<b>ACTUAL FY 21-22</b>	<b>ACTUAL FY 22-23</b>	<b>ADOPTED FY 23-24</b>
69011	Reserve Appropriation	0	0	309,480
	<b>SUBTOTAL MISCELLANEOUS</b>	<b>0</b>	<b>0</b>	<b>309,480</b>
	<b>TOTAL</b>	<b>0</b>	<b>0</b>	<b>309,480</b>



<b>HOUSING AUTHORITY-NEW CONSTR</b>					
<b>COMMUNITY DEVELOPMENT</b>					<b>ACCOUNTING UNIT</b>
<b>ADMIN - Mainstream 5 Vouchers</b>					<b>13918780</b>
Account Code	LINE ITEM RESOURCES	ACTUAL FY 21-22	ACTUAL FY 22-23	ADOPTED FY 23-24	ADOPTED FY 24-25
61000	Salaries Regular	86,898	78,639	151,590	162,330
61010	Salaries Cash Out/Separation	370	0	0	0
61040	Salaries Overtime	487	2,274	0	0
61100	Retirement-Employer Normal Cost	6,874	3,483	17,680	18,360
61102	Retirement- Employer Unfunded- Miscellaneous	700	8,075	4,530	10,750
61120	Medicare Insurance	1,265	1,118	2,200	2,350
61130	Health Insurance	27,305	19,057	33,540	43,390
61170	Retiree Health Benefits	0	0	0	1,620
61180	Worker Compensation Insurance	2,530	4,755	5,200	4,330
	<b>SUBTOTAL SALARIES &amp; BENEFITS</b>	<b>126,429</b>	<b>117,400</b>	<b>214,740</b>	<b>243,130</b>
62010	Communications	425	468	2,350	0
62300	Contract Services-Professional	7,770	3,044	0	5,500
62302	Contracted Vendor Personnel Services	0	847	0	0
62400	Auditor Fee	305	560	0	0
	<b>SUBTOTAL CONTRACTUALS</b>	<b>8,500</b>	<b>4,918</b>	<b>2,350</b>	<b>5,500</b>
63001	Miscellaneous Operating Expenses	130	0	0	0
	<b>SUBTOTAL COMMODITIES</b>	<b>130</b>	<b>0</b>	<b>0</b>	<b>0</b>
65040	IT Maintenance Charge	2,880	5,860	11,660	12,170
65055	Communications- Landlines	0	0	0	1,700
65100	Insurance Charges	2,780	5,676	5,930	5,430
65105	Benefits Overhead	190	844	900	780
65400	Indirect Costs	9,158	14,408	0	25,160
	<b>SUBTOTAL FIXED CHARGES</b>	<b>15,008</b>	<b>26,787</b>	<b>18,490</b>	<b>45,240</b>
66511	Computer Software Subscriptions	0	4,231	0	0
	<b>SUBTOTAL CAPITAL</b>	<b>0</b>	<b>4,231</b>	<b>0</b>	<b>0</b>
68001	POB Misc Xfer to Fund 406	61	237	190	200
	<b>SUBTOTAL TRANSFERS</b>	<b>61</b>	<b>237</b>	<b>190</b>	<b>200</b>
69011	Reserve Appropriation	0	0	0	15,500
69131	Mobility-Inspection Fee Paid	0	2,550	0	4,000
69133	Ports Out-Administrative Pay	0	520	0	2,000
69134	Portprop in received HAP/ADM	0	(14,713)	0	0
69167	Portprop Disbursement	3,747	16,094	0	0
	<b>SUBTOTAL MISCELLANEOUS</b>	<b>3,747</b>	<b>4,451</b>	<b>0</b>	<b>21,500</b>
	<b>TOTAL</b>	<b>153,874</b>	<b>158,025</b>	<b>235,770</b>	<b>315,570</b>

<b>HOUSING AUTHORITY-VOUCHER ADM DEPARTMENT RESOURCE SUMMARY COMMUNITY DEVELOPMENT</b>				
<b>ACTIVITIES</b>	<b>ACTUAL FY 21-22</b>	<b>ACTUAL FY 22-23</b>	<b>ADOPTED FY 23-24</b>	<b>ADOPTED FY 24-25</b>
<b>REVENUES</b>				
52000 Federal Grant-Direct	3,596,801	4,418,752	4,255,000	5,200,000
52003 HCV - FSS Coordinator	70,523	213,562	225,180	260,080
52004 HCV - Additional Admin Fee	3,729	4,739	3,200	15,000
52006 Foster Youth Independence TPV	84,017	45,000	0	0
52007 Veterans Affairs Supportive Housing	84,017	45,000	0	0
57000 Expense Reimbursement	43,893	0	25,000	10,000
57010 Miscellaneous Recoveries	30	0	0	0
57890 Fraud Recovery-HUD	600	200	2,500	2,500
<b>TOTAL REVENUES</b>	<b>3,883,611</b>	<b>4,727,253</b>	<b>4,510,880</b>	<b>5,487,580</b>
<b>EXPENDITURES</b>				
14018760 HOUSING AUTHORITY-VOUCHERS ADM	3,568,459	4,005,492	4,767,570	6,337,750
<b>TOTAL EXPENDITURES</b>	<b>3,568,459</b>	<b>4,005,492</b>	<b>4,767,570</b>	<b>6,337,750</b>
<b>OPERATING EXPENSES</b>	<b>ACTUAL FY 21-22</b>	<b>ACTUAL FY 22-23</b>	<b>ADOPTED FY 23-24</b>	<b>ADOPTED FY 24-25</b>
61000 SALARIES & BENEFITS	1,885,093	2,034,623	2,244,690	2,936,360
62000 CONTRACTUALS	397,241	395,869	531,850	1,011,620
63000 COMMODITIES	125,762	64,681	90,880	90,200
65000 FIXED CHARGES	346,978	518,212	508,060	612,240
66000 CAPITAL	0	62,273	35,000	55,000
68000 TRANSFERS	23,612	91,943	70,500	77,330
69000 MISCELLANEOUS	789,772	837,891	1,286,590	1,555,000
<b>TOTAL</b>	<b>3,568,459</b>	<b>4,005,492</b>	<b>4,767,570</b>	<b>6,337,750</b>

<b>HOUSING AUTHORITY-VOUCHER ADM</b>					
<b>COMMUNITY DEVELOPMENT</b>				<b>ACCOUNTING UNIT</b>	
<b>HOUSING AUTHORITY-VOUCHERS ADM</b>				<b>14018002</b>	
<b>Account Code</b>	<b>LINE ITEM RESOURCES</b>	<b>ACTUAL FY 21-22</b>	<b>ACTUAL FY 22-23</b>	<b>ADOPTED FY 23-24</b>	<b>ADOPTED FY 24-25</b>
52000	Federal Grant-Direct	3,596,801	4,418,752	4,255,000	5,200,000
52003	HCV - FSS Coordinator	70,523	213,562	225,180	260,080
52004	HCV - Additional Admin Fee	3,729	4,739	3,200	15,000
52006	Foster Youth Independence TPV	84,017	45,000	0	0
52007	Veterans Affairs Supportive Housing	84,017	45,000	0	0
57000	Expense Reimbursement	43,893	0	25,000	10,000
57010	Miscellaneous Recoveries	30	0	0	0
57890	Fraud Recovery-HUD	600	200	2,500	2,500
<b>SUBTOTAL REVENUES</b>		<b>3,883,611</b>	<b>4,727,253</b>	<b>4,510,880</b>	<b>5,487,580</b>
<b>TOTAL</b>		<b>3,883,611</b>	<b>4,727,253</b>	<b>4,510,880</b>	<b>5,487,580</b>

HOUSING AUTHORITY-VOUCHER ADM					
COMMUNITY DEVELOPMENT					ACCOUNTING UNIT
HOUSING AUTHORITY-VOUCHERS ADM					14018760
Account Code	LINE ITEM RESOURCES	ACTUAL FY 21-22	ACTUAL FY 22-23	ADOPTED FY 23-24	ADOPTED FY 24-25
61000	Salaries Regular	1,058,700	1,313,160	1,477,660	1,887,970
61010	Salaries Cash Out/Separation	4,685	3,257	0	14,860
61020	Salaries Part-Time	64,449	66,098	63,200	77,290
61040	Salaries Overtime	40,222	33,849	10,000	10,000
61100	Retirement-Employer Normal Cost	66,327	81,128	125,010	167,490
61102	Retirement- Employer Unfunded- Miscellaneous	345,055	188,087	141,420	208,750
61110	Part-Time Retirement	1,106	1,099	980	1,430
61120	Medicare Insurance	16,310	19,488	22,140	28,290
61130	Health Insurance	214,865	244,264	336,300	444,240
61170	Retiree Health Benefits	1,652	1,706	570	18,160
61180	Worker Compensation Insurance	71,720	82,490	67,410	77,880
	<b>SUBTOTAL SALARIES &amp; BENEFITS</b>	<b>1,885,093</b>	<b>2,034,623</b>	<b>2,244,690</b>	<b>2,936,360</b>
62010	Communications	9,041	10,613	20,290	0
62012	Cellular Phone Charges	2,565	2,885	2,600	3,000
62120	Training, Transportation, Meetings	16	3,075	12,500	50,000
62130	Tuition Reimbursement	865	6,136	1,500	6,000
62131	SAMA Wellness and Fitness Program Reimbursements	0	118	0	0
62140	Membership, Subscription & Dues	4,707	13,530	6,890	6,890
62200	Advertising	35,093	12,138	12,000	12,000
62300	Contract Services-Professional	253,596	284,668	353,640	803,820
62302	Contracted Vendor Personnel Services	64,059	35,830	59,000	50,000
62322	Maintenance & Repair Machinery	3,068	0	3,200	3,200
62400	Auditor Fee	12,486	18,717	34,000	34,000
62403	Bank Service Fees	5,136	750	6,000	6,000
62500	Rent Payments	6,319	6,487	19,230	32,710
62600	Parking Validation	89	622	500	3,500
62700	Auto Expense	200	300	500	500
	<b>SUBTOTAL CONTRACTUALS</b>	<b>397,241</b>	<b>395,869</b>	<b>531,850</b>	<b>1,011,620</b>
63001	Miscellaneous Operating Expenses	125,570	64,610	90,680	90,000
63300	Gas & Diesel	192	70	200	200
	<b>SUBTOTAL COMMODITIES</b>	<b>125,762</b>	<b>64,681</b>	<b>90,880</b>	<b>90,200</b>
65000	Building Rental	51,560	62,720	62,720	70,530
65010	Rental City Equipment	8,580	9,432	8,370	9,030
65011	Equipment Replacement Charges	0	0	5,400	5,400
65012	Accident Repair & Replacement	228	228	100	220
65040	IT Maintenance Charge	78,420	83,830	94,310	122,480
65055	Communications- Landlines	0	0	0	17,050
65100	Insurance Charges	78,740	98,228	76,800	97,580
65105	Benefits Overhead	4,770	14,671	11,680	14,050
65210	Delivery Charges	2,760	0	0	0
65400	Indirect Costs	121,920	249,103	248,680	275,900
	<b>SUBTOTAL FIXED CHARGES</b>	<b>346,978</b>	<b>518,212</b>	<b>508,060</b>	<b>612,240</b>
66410	Vehicle Purchase	0	0	35,000	50,000
66511	Computer Software Subscriptions	0	62,273	0	5,000
	<b>SUBTOTAL CAPITAL</b>	<b>0</b>	<b>62,273</b>	<b>35,000</b>	<b>55,000</b>
68001	POB Misc Xfer to Fund 406	23,612	91,943	70,500	77,330

	<b>SUBTOTAL TRANSFERS</b>	<b>23,612</b>	<b>91,943</b>	<b>70,500</b>	<b>77,330</b>
69011	Reserve Appropriation	0	0	486,590	500,000
69131	Mobility-Inspection Fee Paid	56,100	61,125	0	75,000
69132	Mobility-Inspection Fee Receiv	0	(15,600)	0	30,000
69133	Ports Out-Administrative Pay	708,790	794,197	800,000	950,000
69134	Portprop in received HAP/ADM	0	(30,469)	(30,000)	(250,000)
69167	Portprop Disbursement	24,882	28,638	30,000	250,000
	<b>SUBTOTAL MISCELLANEOUS</b>	<b>789,772</b>	<b>837,891</b>	<b>1,286,590</b>	<b>1,555,000</b>
	<b>TOTAL</b>	<b>3,568,459</b>	<b>4,005,492</b>	<b>4,767,570</b>	<b>6,337,750</b>

<b>NSP FEDERAL GRANT DEPARTMENT RESOURCE SUMMARY COMMUNITY DEVELOPMENT</b>				
<b>ACTIVITIES</b>	<b>ACTUAL FY 21-22</b>	<b>ACTUAL FY 22-23</b>	<b>ADOPTED FY 23-24</b>	<b>ADOPTED FY 24-25</b>
<b>REVENUES</b>				
52000 Federal Grant-Direct	0	222,014	0	0
56900 Principal Repayment	232,546	96,892	0	0
58000 Earning On Investments	10,403	201	0	0
<b>TOTAL REVENUES</b>	<b>242,949</b>	<b>319,107</b>	<b>0</b>	<b>0</b>
<b>EXPENDITURES</b>				
14218760 NEIGHBORHOOD STABILIZE PRGM 1	3,975	1,064,234	0	0
14218761 ARRA NGHBRHD STABILIZE PRGM 2	17	478,288	0	0
14218762 NGHBRHD STABILIZE PRGM 3	3,937	94,898	0	0
<b>TOTAL EXPENDITURES</b>	<b>7,929</b>	<b>1,637,420</b>	<b>0</b>	<b>0</b>
<b>OPERATING EXPENSES</b>	<b>ACTUAL FY 21-22</b>	<b>ACTUAL FY 22-23</b>	<b>ADOPTED FY 23-24</b>	<b>ADOPTED FY 24-25</b>
61000 SALARIES & BENEFITS	5,521	0	0	0
62000 CONTRACTUALS	43	0	0	0
63000 COMMODITIES	6	0	0	0
65000 FIXED CHARGES	2,336	0	0	0
68000 TRANSFERS	24	0	0	0
69000 MISCELLANEOUS	0	1,637,420	0	0
<b>TOTAL</b>	<b>7,929</b>	<b>1,637,420</b>	<b>0</b>	<b>0</b>

<b>NSP FEDERAL GRANT</b>					
<b>COMMUNITY DEVELOPMENT</b>				<b>ACCOUNTING UNIT</b>	
<b>NEIGHBORHOOD STABILIZATION PGM</b>				<b>14218002</b>	
<b>Account Code</b>	<b>LINE ITEM RESOURCES</b>	<b>ACTUAL FY 21-22</b>	<b>ACTUAL FY 22-23</b>	<b>ADOPTED FY 23-24</b>	<b>ADOPTED FY 24-25</b>
52000	Federal Grant-Direct	0	222,014	0	0
56900	Principal Repayment	232,546	96,892	0	0
58000	Earning On Investments	10,403	201	0	0
	<b>SUBTOTAL REVENUES</b>	<b>242,949</b>	<b>319,107</b>	<b>0</b>	<b>0</b>
	<b>TOTAL</b>	<b>242,949</b>	<b>319,107</b>	<b>0</b>	<b>0</b>

<b>NSP FEDERAL GRANT</b>					
<b>COMMUNITY DEVELOPMENT</b>					<b>ACCOUNTING UNIT</b>
<b>NEIGHBORHOOD STABILIZE PRGM 1</b>					<b>14218760</b>
<b>Account Code</b>	<b>LINE ITEM RESOURCES</b>	<b>ACTUAL FY 21-22</b>	<b>ACTUAL FY 22-23</b>	<b>ADOPTED FY 23-24</b>	<b>ADOPTED FY 24-25</b>
61000	Salaries Regular	1,881	0	0	0
61010	Salaries Cash Out/Separation	23	0	0	0
61100	Retirement-Employer Normal Cost	177	0	0	0
61102	Retirement- Employer Unfunded- Miscellaneous	109	0	0	0
61120	Medicare Insurance	27	0	0	0
61130	Health Insurance	309	0	0	0
61180	Worker Compensation Insurance	570	0	0	0
	<b>SUBTOTAL SALARIES &amp; BENEFITS</b>	<b>3,097</b>	<b>0</b>	<b>0</b>	<b>0</b>
62010	Communications		0	0	0
62300	Contract Services-Professional	17	0	0	0
	<b>SUBTOTAL CONTRACTUALS</b>	<b>17</b>	<b>0</b>	<b>0</b>	<b>0</b>
63001	Miscellaneous Operating Expenses	5	0	0	0
	<b>SUBTOTAL COMMODITIES</b>	<b>5</b>	<b>0</b>	<b>0</b>	<b>0</b>
65100	Insurance Charges	620	0	0	0
65400	Indirect Costs	227	0	0	0
	<b>SUBTOTAL FIXED CHARGES</b>	<b>847</b>	<b>0</b>	<b>0</b>	<b>0</b>
68001	POB Misc Xfer to Fund 406	10	0	0	0
	<b>SUBTOTAL TRANSFERS</b>	<b>10</b>	<b>0</b>	<b>0</b>	<b>0</b>
69152	Loans & Grants	0	1,064,234	0	0
	<b>SUBTOTAL MISCELLANEOUS</b>	<b>0</b>	<b>1,064,234</b>	<b>0</b>	<b>0</b>
	<b>TOTAL</b>	<b>3,975</b>	<b>1,064,234</b>	<b>0</b>	<b>0</b>



<b>NSP FEDERAL GRANT</b>					
<b>COMMUNITY DEVELOPMENT</b>					<b>ACCOUNTING UNIT</b>
<b>ARRA NGHBRHD STABILIZE PRGM 2</b>					<b>14218761</b>
<b>Account Code</b>	<b>LINE ITEM RESOURCES</b>	<b>ACTUAL FY 21-22</b>	<b>ACTUAL FY 22-23</b>	<b>ADOPTED FY 23-24</b>	<b>ADOPTED FY 24-25</b>
62300	Contract Services-Professional	17	0	0	0
	<b>SUBTOTAL CONTRACTUALS</b>	<b>17</b>	<b>0</b>	<b>0</b>	<b>0</b>
69152	Loans & Grants	0	478,288	0	0
	<b>SUBTOTAL MISCELLANEOUS</b>	<b>0</b>	<b>478,288</b>	<b>0</b>	<b>0</b>
	<b>TOTAL</b>	<b>17</b>	<b>478,288</b>	<b>0</b>	<b>0</b>

<b>NSP FEDERAL GRANT</b>					
<b>COMMUNITY DEVELOPMENT</b>					<b>ACCOUNTING UNIT</b>
<b>NGHBRHD STABILIZE PRGM 3</b>					<b>14218762</b>
<b>Account Code</b>	<b>LINE ITEM RESOURCES</b>	<b>ACTUAL FY 21-22</b>	<b>ACTUAL FY 22-23</b>	<b>ADOPTED FY 23-24</b>	<b>ADOPTED FY 24-25</b>
61000	Salaries Regular	1,028	0	0	0
61100	Retirement-Employer Normal Cost	40	0	0	0
61102	Retirement- Employer Unfunded- Miscellaneous	165	0	0	0
61120	Medicare Insurance	15	0	0	0
61130	Health Insurance	106	0	0	0
61180	Worker Compensation Insurance	1,071	0	0	0
	<b>SUBTOTAL SALARIES &amp; BENEFITS</b>	<b>2,425</b>	<b>0</b>	<b>0</b>	<b>0</b>
62010	Communications		0	0	0
62300	Contract Services-Professional	9	0	0	0
	<b>SUBTOTAL CONTRACTUALS</b>	<b>9</b>	<b>0</b>	<b>0</b>	<b>0</b>
63001	Miscellaneous Operating Expenses	1	0	0	0
	<b>SUBTOTAL COMMODITIES</b>	<b>1</b>	<b>0</b>	<b>0</b>	<b>0</b>
65100	Insurance Charges	1,351	0	0	0
65210	Delivery Charges	13	0	0	0
65400	Indirect Costs	124	0	0	0
	<b>SUBTOTAL FIXED CHARGES</b>	<b>1,488</b>	<b>0</b>	<b>0</b>	<b>0</b>
68001	POB Misc Xfer to Fund 406	14	0	0	0
	<b>SUBTOTAL TRANSFERS</b>	<b>14</b>	<b>0</b>	<b>0</b>	<b>0</b>
69152	Loans & Grants	0	94,898	0	0
	<b>SUBTOTAL MISCELLANEOUS</b>	<b>0</b>	<b>94,898</b>	<b>0</b>	<b>0</b>
	<b>TOTAL</b>	<b>3,937</b>	<b>94,898</b>	<b>0</b>	<b>0</b>

<b>CALHOME MFGD HSG LOAN DEPARTMENT RESOURCE SUMMARY COMMUNITY DEVELOPMENT</b>				
<b>ACTIVITIES</b>	<b>ACTUAL FY 21-22</b>	<b>ACTUAL FY 22-23</b>	<b>ADOPTED FY 23-24</b>	<b>ADOPTED FY 24-25</b>
<b>REVENUES</b>				
56900 Principal Repayment	0	0	0	60,000
57990 Miscellaneous Income	280	0	0	0
58000 Earning On Investments	4,959	7,095	0	8,000
TOTAL REVENUES	5,239	7,095	0	68,000
<b>EXPENDITURES</b>				
14318763 CALHOME OWNER OCCUPIED	0	0	0	17,390
TOTAL EXPENDITURES	0	0	0	17,390
<b>OPERATING EXPENSES</b>	<b>ACTUAL FY 21-22</b>	<b>ACTUAL FY 22-23</b>	<b>ADOPTED FY 23-24</b>	<b>ADOPTED FY 24-25</b>
69000 MISCELLANEOUS	0	0	0	17,390
<b>TOTAL</b>	<b>0</b>	<b>0</b>	<b>0</b>	<b>17,390</b>

<b>CALHOME MFGD HSG LOAN</b>				
<b>COMMUNITY DEVELOPMENT</b>				<b>ACCOUNTING UNIT</b>
<b>CALHOME MFGD HSG LOAN FY03-04</b>				<b>14318002</b>
<b>Account Code</b>	<b>LINE ITEM RESOURCES</b>	<b>ACTUAL FY 21-22</b>	<b>ACTUAL FY 22-23</b>	<b>ADOPTED FY 23-24</b>
56900	Principal Repayment	0	0	60,000
57990	Miscellaneous Income	280	0	0
58000	Earning On Investments	4,959	7,095	8,000
	<b>SUBTOTAL REVENUES</b>	<b>5,239</b>	<b>7,095</b>	<b>68,000</b>
	<b>TOTAL</b>	<b>5,239</b>	<b>7,095</b>	<b>68,000</b>

<b>CALHOME MFGD HSG LOAN</b>				
<b>COMMUNITY DEVELOPMENT</b>				<b>ACCOUNTING UNIT</b>
<b>CALHOME OWNER OCCUPIED</b>				<b>14318763</b>
<b>Account Code</b>	<b>LINE ITEM RESOURCES</b>	<b>ACTUAL FY 21-22</b>	<b>ACTUAL FY 22-23</b>	<b>ADOPTED FY 23-24</b>
69152	Loans & Grants	0	0	17,390
	<b>SUBTOTAL MISCELLANEOUS</b>	<b>0</b>	<b>0</b>	<b>17,390</b>
	<b>TOTAL</b>	<b>0</b>	<b>0</b>	<b>17,390</b>

<b>PRISON TO EMPLOYMENT PROGRAM DEPARTMENT RESOURCE SUMMARY</b>				
<b>COMMUNITY DEVELOPMENT</b>				
ACTIVITIES	ACTUAL FY 21-22	ACTUAL FY 22-23	ADOPTED FY 23-24	ADOPTED FY 24-25
REVENUES				
52025 State Grants-Direct	1,325,367	0	0	570,770
59011 Reserve Appropriation	0	0	927,350	0
TOTAL REVENUES	1,325,367	0	927,350	570,770
EXPENDITURES				
14418760 PRISON TO EMPLOYMENT PROGRAM	1,017,426	0	927,350	570,770
TOTAL EXPENDITURES	1,017,426	0	927,350	570,770
OPERATING EXPENSES	ACTUAL FY 21-22	ACTUAL FY 22-23	ADOPTED FY 23-24	ADOPTED FY 24-25
61000 SALARIES & BENEFITS	279,420	0	11,270	20,160
62000 CONTRACTUALS	28,807	0	0	16,000
63000 COMMODITIES	136	0	0	2,000
65000 FIXED CHARGES	41,277	0	14,790	2,610
68000 TRANSFERS	3,552	0	0	0
69000 MISCELLANEOUS	664,233	0	901,290	530,000
<b>TOTAL</b>	<b>1,017,426</b>	<b>0</b>	<b>927,350</b>	<b>570,770</b>

<b>PRISON TO EMPLOYMENT PROGRAM</b>				
<b>COMMUNITY DEVELOPMENT</b>				<b>ACCOUNTING UNIT</b>
<b>PRISON TO EMPLOYMENT PROGRAM</b>				<b>14418002</b>
<b>Account Code</b>	<b>LINE ITEM RESOURCES</b>	<b>ACTUAL FY 21-22</b>	<b>ACTUAL FY 22-23</b>	<b>ADOPTED FY 23-24</b>
52025	State Grants-Direct	1,325,367	0	0
59011	Reserve Appropriation	0	0	927,350
	<b>SUBTOTAL REVENUES</b>	<b>1,325,367</b>	<b>0</b>	<b>927,350</b>
	<b>TOTAL</b>	<b>1,325,367</b>	<b>0</b>	<b>927,350</b>

PRISON TO EMPLOYMENT PROGRAM					
COMMUNITY DEVELOPMENT					ACCOUNTING UNIT
PRISON TO EMPLOYMENT PROGRAM					14418760
Account Code	LINE ITEM RESOURCES	ACTUAL FY 21-22	ACTUAL FY 22-23	ADOPTED FY 23-24	ADOPTED FY 24-25
61000	Salaries Regular	184,332	0	0	16,410
61010	Salaries Cash Out/Separation	769	0	0	0
61020	Salaries Part-Time	3,855	0	0	0
61030	Salaries Participant	924	0	0	0
61040	Salaries Overtime	596	0	0	0
61100	Retirement-Employer Normal Cost	7,596	0	0	690
61102	Retirement- Employer Unfunded- Miscellaneous	43,608	0	0	0
61110	Part-Time Retirement	179	0	0	0
61120	Medicare Insurance	2,750	0	0	240
61130	Health Insurance	26,148	0	0	2,670
61170	Retiree Health Benefits	0	0	0	150
61180	Worker Compensation Insurance	8,663	0	11,270	0
	<b>SUBTOTAL SALARIES &amp; BENEFITS</b>	<b>279,420</b>	<b>0</b>	<b>11,270</b>	<b>20,160</b>
62010	Communications	638	0	0	0
62120	Training, Transportation, Meetings	0	0	0	1,000
62300	Contract Services-Professional	0	0	0	10,000
62500	Rent Payments	28,170	0	0	5,000
	<b>SUBTOTAL CONTRACTUALS</b>	<b>28,807</b>	<b>0</b>	<b>0</b>	<b>16,000</b>
63001	Miscellaneous Operating Expenses	136	0	0	2,000
	<b>SUBTOTAL COMMODITIES</b>	<b>136</b>	<b>0</b>	<b>0</b>	<b>2,000</b>
65040	IT Maintenance Charge	8,640	0	0	0
65100	Insurance Charges	9,510	0	12,840	0
65105	Benefits Overhead	323	0	1,950	0
65400	Indirect Costs	22,805	0	0	2,610
	<b>SUBTOTAL FIXED CHARGES</b>	<b>41,277</b>	<b>0</b>	<b>14,790</b>	<b>2,610</b>
68001	POB Misc Xfer to Fund 406	3,552	0	0	0
	<b>SUBTOTAL TRANSFERS</b>	<b>3,552</b>	<b>0</b>	<b>0</b>	<b>0</b>
69011	Reserve Appropriation	0	0	901,290	0
69135	Payment to Subagent	481,787	0	0	500,000
69138	Payment-Training Portion	177,519	0	0	0
69144	Client Support Services	4,927	0	0	30,000
	<b>SUBTOTAL MISCELLANEOUS</b>	<b>664,233</b>	<b>0</b>	<b>901,290</b>	<b>530,000</b>
	<b>TOTAL</b>	<b>1,017,426</b>	<b>0</b>	<b>927,350</b>	<b>570,770</b>



<b>RENTAL REHABILITATION GRANT                      DEPARTMENT RESOURCE SUMMARY                      COMMUNITY DEVELOPMENT</b>				
ACTIVITIES	ACTUAL FY 21-22	ACTUAL FY 22-23	ADOPTED FY 23-24	ADOPTED FY 24-25
REVENUES				
58000 Earning On Investments	2,238	484	0	490
TOTAL REVENUES	2,238	484	0	490

<b>RENTAL REHABILITATION GRANT</b>				
<b>COMMUNITY DEVELOPMENT</b>				<b>ACCOUNTING UNIT</b>
<b>RENTAL REHABILITATION GRANT</b>				<b>14518002</b>
<b>Account Code</b>	<b>LINE ITEM RESOURCES</b>	<b>ACTUAL FY 21-22</b>	<b>ACTUAL FY 22-23</b>	<b>ADOPTED FY 23-24</b>
58000	Earning On Investments	2,238	484	0
	<b>SUBTOTAL REVENUES</b>	<b>2,238</b>	<b>484</b>	<b>0</b>
	<b>TOTAL</b>	<b>2,238</b>	<b>484</b>	<b>0</b>

<b>HSG ADMIN CARES ACT COVID-19 DEPARTMENT RESOURCE SUMMARY COMMUNITY DEVELOPMENT</b>				
<b>ACTIVITIES</b>	<b>ACTUAL FY 21-22</b>	<b>ACTUAL FY 22-23</b>	<b>ADOPTED FY 23-24</b>	<b>ADOPTED FY 24-25</b>
REVENUES				
52008    Federal Grant-Direct COVID	4,852	0	0	0
TOTAL REVENUES	4,852	0	0	0
EXPENDITURES				
15718760  HSG ADMIN CARES ACT COVID-19	4,852	428	0	0
TOTAL EXPENDITURES	4,852	428	0	0
<b>OPERATING EXPENSES</b>	<b>ACTUAL FY 21-22</b>	<b>ACTUAL FY 22-23</b>	<b>ADOPTED FY 23-24</b>	<b>ADOPTED FY 24-25</b>
61000    SALARIES & BENEFITS	4,422	0	0	0
62000    CONTRACTUALS	116	428	0	0
65000    FIXED CHARGES	314	0	0	0
<b>TOTAL</b>	<b>4,852</b>	<b>428</b>	<b>0</b>	<b>0</b>

<b>HSG ADMIN CARES ACT COVID-19</b>				
<b>COMMUNITY DEVELOPMENT</b>				<b>ACCOUNTING UNIT</b>
<b>HSG ADMIN CARES ACT COVID-19</b>				<b>15718002</b>
<b>Account Code</b>	<b>LINE ITEM RESOURCES</b>	<b>ACTUAL FY 21-22</b>	<b>ACTUAL FY 22-23</b>	<b>ADOPTED FY 23-24</b>
52008	Federal Grant-Direct COVID	4,852	0	0
	<b>SUBTOTAL REVENUES</b>	<b>4,852</b>	<b>0</b>	<b>0</b>
	<b>TOTAL</b>	<b>4,852</b>	<b>0</b>	<b>0</b>

<b>HSG ADMIN CARES ACT COVID-19</b>					
<b>COMMUNITY DEVELOPMENT</b>					<b>ACCOUNTING UNIT</b>
<b>HSG ADMIN CARES ACT COVID-19</b>					<b>15718760</b>
<b>Account Code</b>	<b>LINE ITEM RESOURCES</b>	<b>ACTUAL FY 21-22</b>	<b>ACTUAL FY 22-23</b>	<b>ADOPTED FY 23-24</b>	<b>ADOPTED FY 24-25</b>
61000	Salaries Regular	2,992	0	0	0
61100	Retirement-Employer Normal Cost	356	0	0	0
61120	Medicare Insurance	42	0	0	0
61130	Health Insurance	1,032	0	0	0
	<b>SUBTOTAL SALARIES &amp; BENEFITS</b>	<b>4,422</b>	<b>0</b>	<b>0</b>	<b>0</b>
62300	Contract Services-Professional	0	428	0	0
62400	Auditor Fee	116	0	0	0
	<b>SUBTOTAL CONTRACTUALS</b>	<b>116</b>	<b>428</b>	<b>0</b>	<b>0</b>
65400	Indirect Costs	314	0	0	0
	<b>SUBTOTAL FIXED CHARGES</b>	<b>314</b>	<b>0</b>	<b>0</b>	<b>0</b>
	<b>TOTAL</b>	<b>4,852</b>	<b>428</b>	<b>0</b>	<b>0</b>

<b>SB2 Planning DEPARTMENT RESOURCE SUMMARY COMMUNITY DEVELOPMENT</b>				
<b>ACTIVITIES</b>	<b>ACTUAL FY 21-22</b>	<b>ACTUAL FY 22-23</b>	<b>ADOPTED FY 23-24</b>	<b>ADOPTED FY 24-25</b>
<b>REVENUES</b>				
52025 State Grants-Direct	2,665,322	2,274,764	13,420	148,990
58011 Interest Earned on Advanced Received- 2.8M	10,970	49,356	30,000	3,500
59011 Reserve Appropriation	0	0	4,980,640	0
<b>TOTAL REVENUES</b>	<b>2,676,292</b>	<b>2,324,121</b>	<b>5,024,060</b>	<b>152,490</b>
<b>EXPENDITURES</b>				
15818700 CDA PLHA Round 1	2,665,322	24,371	13,420	15,100
15818701 CDA PLHA Round 2	0	2,250,394	184,990	179,150
15818702 CDA- PLHA Round 3	0	0	4,795,650	54,680
<b>TOTAL EXPENDITURES</b>	<b>2,665,322</b>	<b>2,274,765</b>	<b>4,994,060</b>	<b>248,930</b>
<b>OPERATING EXPENSES</b>	<b>ACTUAL FY 21-22</b>	<b>ACTUAL FY 22-23</b>	<b>ADOPTED FY 23-24</b>	<b>ADOPTED FY 24-25</b>
61000 SALARIES & BENEFITS	1,636	12,104	11,280	0
62000 CONTRACTUALS	0	10,005	120	0
63000 COMMODITIES	6	528	0	0
65000 FIXED CHARGES	159	1,734	2,020	0
66000 CAPITAL	2,663,521	0	0	0
69000 MISCELLANEOUS	0	2,250,394	4,980,640	248,930
<b>TOTAL</b>	<b>2,665,322</b>	<b>2,274,765</b>	<b>4,994,060</b>	<b>248,930</b>

<b>SB2 Planning</b>				
<b>COMMUNITY DEVELOPMENT</b>				<b>ACCOUNTING UNIT</b>
<b>PLHA PGM (SB2) REVENUES</b>				<b>15818002</b>
<b>Account Code</b>	<b>LINE ITEM RESOURCES</b>	<b>ACTUAL FY 21-22</b>	<b>ACTUAL FY 22-23</b>	<b>ADOPTED FY 23-24</b>
52025	State Grants-Direct	2,665,322	2,274,764	13,420
58011	Interest Earned on Advanced Received- 2.8M	10,970	49,356	30,000
59011	Reserve Appropriation	0	0	4,980,640
	<b>SUBTOTAL REVENUES</b>	<b>2,676,292</b>	<b>2,324,121</b>	<b>5,024,060</b>
	<b>TOTAL</b>	<b>2,676,292</b>	<b>2,324,121</b>	<b>152,490</b>

<b>SB2 Planning</b>					
<b>COMMUNITY DEVELOPMENT</b>					<b>ACCOUNTING UNIT</b>
<b>CDA PLHA Round 1</b>					<b>15818700</b>
<b>Account Code</b>	<b>LINE ITEM RESOURCES</b>	<b>ACTUAL FY 21-22</b>	<b>ACTUAL FY 22-23</b>	<b>ADOPTED FY 23-24</b>	<b>ADOPTED FY 24-25</b>
61000	Salaries Regular	1,231	7,340	7,950	0
61040	Salaries Overtime	89	94	0	0
61100	Retirement-Employer Normal Cost	68	722	610	0
61102	Retirement- Employer Unfunded- Miscellaneous	0	1,675	110	0
61120	Medicare Insurance	19	106	110	0
61130	Health Insurance	229	1,713	2,430	0
61180	Worker Compensation Insurance	0	456	70	0
	<b>SUBTOTAL SALARIES &amp; BENEFITS</b>	<b>1,636</b>	<b>12,104</b>	<b>11,280</b>	<b>0</b>
62010	Communications	0	0	120	0
62130	Tuition Reimbursement	0	5	0	0
62300	Contract Services-Professional	0	10,000	0	0
	<b>SUBTOTAL CONTRACTUALS</b>	<b>0</b>	<b>10,005</b>	<b>120</b>	<b>0</b>
63001	Miscellaneous Operating Expenses	6	528	0	0
	<b>SUBTOTAL COMMODITIES</b>	<b>6</b>	<b>528</b>	<b>0</b>	<b>0</b>
65040	IT Maintenance Charge	0	0	570	0
65100	Insurance Charges	0	544	80	0
65105	Benefits Overhead	0	81	20	0
65400	Indirect Costs	159	1,109	1,350	0
	<b>SUBTOTAL FIXED CHARGES</b>	<b>159</b>	<b>1,734</b>	<b>2,020</b>	<b>0</b>
66200	Buildings & Building Improvements	2,663,521	0	0	0
	<b>SUBTOTAL CAPITAL</b>	<b>2,663,521</b>	<b>0</b>	<b>0</b>	<b>0</b>
69011	Reserve Appropriation	0	0	0	15,100
	<b>SUBTOTAL MISCELLANEOUS</b>	<b>0</b>	<b>0</b>	<b>0</b>	<b>15,100</b>
	<b>TOTAL</b>	<b>2,665,322</b>	<b>24,371</b>	<b>13,420</b>	<b>15,100</b>



<b>SB2 Planning</b>					
<b>COMMUNITY DEVELOPMENT</b>				<b>ACCOUNTING UNIT</b>	
<b>CDA PLHA Round 2</b>				<b>15818701</b>	
<b>Account Code</b>	<b>LINE ITEM RESOURCES</b>	<b>ACTUAL FY 21-22</b>	<b>ACTUAL FY 22-23</b>	<b>ADOPTED FY 23-24</b>	
		<b>ADOPTED FY 24-25</b>			
69011	Reserve Appropriation	0	0	184,990	179,150
69135	Payment to Subagent	0	2,250,394	0	0
<b>SUBTOTAL MISCELLANEOUS</b>		<b>0</b>	<b>2,250,394</b>	<b>184,990</b>	<b>179,150</b>
<b>TOTAL</b>		<b>0</b>	<b>2,250,394</b>	<b>184,990</b>	<b>179,150</b>

<b>SB2 Planning</b>				
<b>COMMUNITY DEVELOPMENT</b>				<b>ACCOUNTING UNIT</b>
<b>CDA- PLHA Round 3</b>				<b>15818702</b>
<b>Account Code</b>	<b>LINE ITEM RESOURCES</b>	<b>ACTUAL FY 21-22</b>	<b>ACTUAL FY 22-23</b>	<b>ADOPTED FY 23-24</b>
69011	Reserve Appropriation	0	0	4,795,650
	<b>SUBTOTAL MISCELLANEOUS</b>	<b>0</b>	<b>0</b>	<b>4,795,650</b>
	<b>TOTAL</b>	<b>0</b>	<b>0</b>	<b>4,795,650</b>

<b>MS5 HAP CARES ACT COVID-19 DEPARTMENT RESOURCE SUMMARY COMMUNITY DEVELOPMENT</b>				
<b>ACTIVITIES</b>	<b>ACTUAL FY 21-22</b>	<b>ACTUAL FY 22-23</b>	<b>ADOPTED FY 23-24</b>	<b>ADOPTED FY 24-25</b>
REVENUES				
52008    Federal Grant-Direct COVID	(205,288)	0	0	0
TOTAL REVENUES	(205,288)	0	0	0
EXPENDITURES				
17018760    MS5 HAP CARES ACT COVID-19	(774,497)	0	0	0
TOTAL EXPENDITURES	(774,497)	0	0	0
<b>OPERATING EXPENSES</b>	<b>ACTUAL FY 21-22</b>	<b>ACTUAL FY 22-23</b>	<b>ADOPTED FY 23-24</b>	<b>ADOPTED FY 24-25</b>
69000    MISCELLANEOUS	(774,497)	0	0	0
<b>TOTAL</b>	<b>(774,497)</b>	<b>0</b>	<b>0</b>	<b>0</b>

<b>MS5 HAP CARES ACT COVID-19</b>					
<b>COMMUNITY DEVELOPMENT</b>				<b>ACCOUNTING UNIT</b>	
<b>MS5 HAP CARES ACT COVID-19</b>				<b>17018002</b>	
<b>Account Code</b>	<b>LINE ITEM RESOURCES</b>	<b>ACTUAL FY 21-22</b>	<b>ACTUAL FY 22-23</b>	<b>ADOPTED FY 23-24</b>	<b>ADOPTED FY 24-25</b>
52008	Federal Grant-Direct COVID	(205,288)	0	0	0
	<b>SUBTOTAL REVENUES</b>	<b>(205,288)</b>	<b>0</b>	<b>0</b>	<b>0</b>
	<b>TOTAL</b>	<b>(205,288)</b>	<b>0</b>	<b>0</b>	<b>0</b>

<b>MS5 HAP CARES ACT COVID-19</b>					
<b>COMMUNITY DEVELOPMENT</b>					<b>ACCOUNTING UNIT</b>
<b>MS5 HAP CARES ACT COVID-19</b>					<b>17018760</b>
<b>Account Code</b>	<b>LINE ITEM RESOURCES</b>	<b>ACTUAL FY 21-22</b>	<b>ACTUAL FY 22-23</b>	<b>ADOPTED FY 23-24</b>	<b>ADOPTED FY 24-25</b>
69158	Housing Assist Pmt	(774,497)	0	0	0
	<b>SUBTOTAL MISCELLANEOUS</b>	<b>(774,497)</b>	<b>0</b>	<b>0</b>	<b>0</b>
	<b>TOTAL</b>	<b>(774,497)</b>	<b>0</b>	<b>0</b>	<b>0</b>

<b>EMERGENCY RENTAL ASSISTANCE PG DEPARTMENT RESOURCE SUMMARY COMMUNITY DEVELOPMENT</b>				
<b>ACTIVITIES</b>	<b>ACTUAL FY 21-22</b>	<b>ACTUAL FY 22-23</b>	<b>ADOPTED FY 23-24</b>	<b>ADOPTED FY 24-25</b>
<b>REVENUES</b>				
52008 Federal Grant-Direct COVID	21,664,913	(1,724,610)	0	0
52009 Federal Grant-Indirect COVID	0	6,893,979	0	0
58000 Earning On Investments	49,495	31,906	0	0
58002 Net Increase (Decrease) In Fai	(25,591)	0	0	0
<b>TOTAL REVENUES</b>	<b>21,688,817</b>	<b>5,201,275</b>	<b>0</b>	<b>0</b>
<b>EXPENDITURES</b>				
17718700 EMERGENCY RENTAL ASSISTANCE PROGRAM	6,414,753	86,522	0	36,060
17718701 EMERGENCY RENTAL ASSISTANCE 2	13,378,357	60,672	0	50,890
17718702 EMERGENCY RNTAL ASSTCE 2-STATE	0	5,022,175	0	54,680
<b>TOTAL EXPENDITURES</b>	<b>19,793,109</b>	<b>5,169,369</b>	<b>0</b>	<b>141,630</b>
<b>OPERATING EXPENSES</b>	<b>ACTUAL FY 21-22</b>	<b>ACTUAL FY 22-23</b>	<b>ADOPTED FY 23-24</b>	<b>ADOPTED FY 24-25</b>
61000 SALARIES & BENEFITS	184,426	166,455	0	0
62000 CONTRACTUALS	62,124	60,904	0	0
63000 COMMODITIES	313	636	0	0
65000 FIXED CHARGES	0	28,277	0	0
69000 MISCELLANEOUS	19,546,246	4,913,096	0	141,630
<b>TOTAL</b>	<b>19,793,109</b>	<b>5,169,369</b>	<b>0</b>	<b>141,630</b>

<b>EMERGENCY RENTAL ASSISTANCE PG</b>					
<b>COMMUNITY DEVELOPMENT</b>				<b>ACCOUNTING UNIT</b>	
<b>EMERGENCY RENTAL ASSISTANCE PROGRAM</b>				<b>17718002</b>	
<b>Account Code</b>	<b>LINE ITEM RESOURCES</b>	<b>ACTUAL FY 21-22</b>	<b>ACTUAL FY 22-23</b>	<b>ADOPTED FY 23-24</b>	<b>ADOPTED FY 24-25</b>
52008	Federal Grant-Direct COVID	21,664,913	(1,724,610)	0	0
52009	Federal Grant-Indirect COVID	0	6,893,979	0	0
58000	Earning On Investments	49,495	31,906	0	0
58002	Net Increase (Decrease) In Fai	(25,591)	0	0	0
<b>SUBTOTAL REVENUES</b>		<b>21,688,817</b>	<b>5,201,275</b>	<b>0</b>	<b>0</b>
<b>TOTAL</b>		<b>21,688,817</b>	<b>5,201,275</b>	<b>0</b>	<b>0</b>

EMERGENCY RENTAL ASSISTANCE PG					
COMMUNITY DEVELOPMENT					ACCOUNTING UNIT
EMERGENCY RENTAL ASSISTANCE PROGRAM					17718700
Account Code	LINE ITEM RESOURCES	ACTUAL FY 21-22	ACTUAL FY 22-23	ADOPTED FY 23-24	ADOPTED FY 24-25
61000	Salaries Regular	17,790	0	0	0
61020	Salaries Part-Time	778	0	0	0
61040	Salaries Overtime	1,666	0	0	0
61100	Retirement-Employer Normal Cost	783	0	0	0
61110	Part-Time Retirement	29	0	0	0
61120	Medicare Insurance	285	0	0	0
61130	Health Insurance	3,009	0	0	0
	<b>SUBTOTAL SALARIES &amp; BENEFITS</b>	<b>24,341</b>	<b>0</b>	<b>0</b>	<b>0</b>
62300	Contract Services-Professional	1,825	0	0	0
	<b>SUBTOTAL CONTRACTUALS</b>	<b>1,825</b>	<b>0</b>	<b>0</b>	<b>0</b>
69011	Reserve Appropriation	0	0	0	36,060
69135	Payment to Subagent	6,388,587	86,522	0	0
	<b>SUBTOTAL MISCELLANEOUS</b>	<b>6,388,587</b>	<b>86,522</b>	<b>0</b>	<b>36,060</b>
	<b>TOTAL</b>	<b>6,414,753</b>	<b>86,522</b>	<b>0</b>	<b>36,060</b>



<b>EMERGENCY RENTAL ASSISTANCE PG</b>					
<b>COMMUNITY DEVELOPMENT</b>					<b>ACCOUNTING UNIT</b>
<b>EMERGENCY RENTAL ASSISTANCE 2</b>					<b>17718701</b>
<b>Account Code</b>	<b>LINE ITEM RESOURCES</b>	<b>ACTUAL FY 21-22</b>	<b>ACTUAL FY 22-23</b>	<b>ADOPTED FY 23-24</b>	<b>ADOPTED FY 24-25</b>
61000	Salaries Regular	89,771	33,899	0	0
61010	Salaries Cash Out/Separation	395	0	0	0
61020	Salaries Part-Time	31,393	0	0	0
61040	Salaries Overtime	16,517	3,320	0	0
61100	Retirement-Employer Normal Cost	3,789	1,586	0	0
61102	Retirement- Employer Unfunded- Miscellaneous	0	3,676	0	0
61110	Part-Time Retirement	1,177	0	0	0
61120	Medicare Insurance	1,974	550	0	0
61130	Health Insurance	15,070	7,464	0	0
61180	Worker Compensation Insurance	0	2,113	0	0
	<b>SUBTOTAL SALARIES &amp; BENEFITS</b>	<b>160,085</b>	<b>52,606</b>	<b>0</b>	<b>0</b>
62010	Communications	305	170	0	0
62300	Contract Services-Professional	14,657	485	0	0
62302	Contracted Vendor Personnel Services	45,337	1,710	0	0
	<b>SUBTOTAL CONTRACTUALS</b>	<b>60,299</b>	<b>2,365</b>	<b>0</b>	<b>0</b>
63001	Miscellaneous Operating Expenses	313	0	0	0
	<b>SUBTOTAL COMMODITIES</b>	<b>313</b>	<b>0</b>	<b>0</b>	<b>0</b>
65100	Insurance Charges	0	2,521	0	0
65105	Benefits Overhead	0	375	0	0
65400	Indirect Costs	0	5,619	0	0
	<b>SUBTOTAL FIXED CHARGES</b>	<b>0</b>	<b>8,515</b>	<b>0</b>	<b>0</b>
69011	Reserve Appropriation	0	0	0	50,890
69135	Payment to Subagent	13,157,659	(2,814)	0	0
	<b>SUBTOTAL MISCELLANEOUS</b>	<b>13,157,659</b>	<b>(2,814)</b>	<b>0</b>	<b>50,890</b>
	<b>TOTAL</b>	<b>13,378,357</b>	<b>60,672</b>	<b>0</b>	<b>50,890</b>

EMERGENCY RENTAL ASSISTANCE PG					
COMMUNITY DEVELOPMENT					ACCOUNTING UNIT
EMERGENCY RNTAL ASSTCE 2-STATE					17718702
Account Code	LINE ITEM RESOURCES	ACTUAL FY 21-22	ACTUAL FY 22-23	ADOPTED FY 23-24	ADOPTED FY 24-25
61000	Salaries Regular	0	55,735	0	0
61020	Salaries Part-Time	0	15,233	0	0
61040	Salaries Overtime	0	18,776	0	0
61100	Retirement-Employer Normal Cost	0	2,307	0	0
61102	Retirement- Employer Unfunded- Miscellaneous	0	5,350	0	0
61110	Part-Time Retirement	0	561	0	0
61120	Medicare Insurance	0	1,282	0	0
61130	Health Insurance	0	9,913	0	0
61180	Worker Compensation Insurance	0	4,692	0	0
	<b>SUBTOTAL SALARIES &amp; BENEFITS</b>	<b>0</b>	<b>113,849</b>	<b>0</b>	<b>0</b>
62010	Communications	0	196	0	0
62130	Tuition Reimbursement	0	62	0	0
62300	Contract Services-Professional	0	46,786	0	0
62302	Contracted Vendor Personnel Services	0	11,495	0	0
	<b>SUBTOTAL CONTRACTUALS</b>	<b>0</b>	<b>58,540</b>	<b>0</b>	<b>0</b>
63001	Miscellaneous Operating Expenses	0	636	0	0
	<b>SUBTOTAL COMMODITIES</b>	<b>0</b>	<b>636</b>	<b>0</b>	<b>0</b>
65100	Insurance Charges	0	5,605	0	0
65105	Benefits Overhead	0	833	0	0
65400	Indirect Costs	0	13,324	0	0
	<b>SUBTOTAL FIXED CHARGES</b>	<b>0</b>	<b>19,762</b>	<b>0</b>	<b>0</b>
69011	Reserve Appropriation	0	0	0	54,680
69135	Payment to Subagent	0	4,829,388	0	0
	<b>SUBTOTAL MISCELLANEOUS</b>	<b>0</b>	<b>4,829,388</b>	<b>0</b>	<b>54,680</b>
	<b>TOTAL</b>	<b>0</b>	<b>5,022,175</b>	<b>0</b>	<b>54,680</b>

<b>EHV HAP DEPARTMENT RESOURCE SUMMARY COMMUNITY DEVELOPMENT</b>				
<b>ACTIVITIES</b>	<b>ACTUAL FY 21-22</b>	<b>ACTUAL FY 22-23</b>	<b>ADOPTED FY 23-24</b>	<b>ADOPTED FY 24-25</b>
<b>REVENUES</b>				
52011 Federal Direct - ARPA EHV HAP	548,705	840,705	1,725,390	1,850,000
TOTAL REVENUES	548,705	840,705	1,725,390	1,850,000
<b>EXPENDITURES</b>				
17918760 EHV HAP	132,291	1,284,998	1,130,290	1,850,000
TOTAL EXPENDITURES	132,291	1,284,998	1,130,290	1,850,000
<b>OPERATING EXPENSES</b>	<b>ACTUAL FY 21-22</b>	<b>ACTUAL FY 22-23</b>	<b>ADOPTED FY 23-24</b>	<b>ADOPTED FY 24-25</b>
69000 MISCELLANEOUS	132,291	1,284,998	1,130,290	1,850,000
<b>TOTAL</b>	<b>132,291</b>	<b>1,284,998</b>	<b>1,130,290</b>	<b>1,850,000</b>

<b>EHV HAP</b>				
<b>COMMUNITY DEVELOPMENT</b>				<b>ACCOUNTING UNIT</b>
<b>EHV HAP</b>				<b>17918002</b>
<b>Account Code</b>	<b>LINE ITEM RESOURCES</b>	<b>ACTUAL FY 21-22</b>	<b>ACTUAL FY 22-23</b>	<b>ADOPTED FY 23-24</b>
52011	Federal Direct - ARPA EHV HAP	548,705	840,705	1,725,390
	<b>SUBTOTAL REVENUES</b>	<b>548,705</b>	<b>840,705</b>	<b>1,725,390</b>
	<b>TOTAL</b>	<b>548,705</b>	<b>840,705</b>	<b>1,725,390</b>

<b>EHV HAP</b>					
<b>COMMUNITY DEVELOPMENT</b>					<b>ACCOUNTING UNIT</b>
<b>EHV HAP</b>					<b>17918760</b>
<b>Account Code</b>	<b>LINE ITEM RESOURCES</b>	<b>ACTUAL FY 21-22</b>	<b>ACTUAL FY 22-23</b>	<b>ADOPTED FY 23-24</b>	<b>ADOPTED FY 24-25</b>
69158	Housing Assist Pmt	132,291	1,283,525	1,130,290	1,850,000
69162	Port Out HAP	0	1,473	0	0
	<b>SUBTOTAL MISCELLANEOUS</b>	<b>132,291</b>	<b>1,284,998</b>	<b>1,130,290</b>	<b>1,850,000</b>
	<b>TOTAL</b>	<b>132,291</b>	<b>1,284,998</b>	<b>1,130,290</b>	<b>1,850,000</b>

<b>EHV ADMIN FEES</b>				
<b>DEPARTMENT RESOURCE SUMMARY</b>				
<b>COMMUNITY DEVELOPMENT</b>				
<b>ACTIVITIES</b>	<b>ACTUAL FY 21-22</b>	<b>ACTUAL FY 22-23</b>	<b>ADOPTED FY 23-24</b>	<b>ADOPTED FY 24-25</b>
<b>REVENUES</b>				
52004 HCV - Additional Admin Fee	1,247	5,516	0	5,200
52012 Federal Direct - ARPA EHV Admin Fees	47,172	74,260	0	200,000
52013 Federal Direct- ARPA EHV Preliminary Fees	35,600	0	0	0
52014 Federal Direct - ARPA EHV Service Fees	0	265,260	0	0
52015 Federal Direct-ARPA EHV Placement Fees	1,600	4,900	0	0
57000 Expense Reimbursement	26,744	0	0	0
<b>TOTAL REVENUES</b>	<b>112,363</b>	<b>349,936</b>	<b>0</b>	<b>205,200</b>
<b>EXPENDITURES</b>				
18018760 EHV ADMIN FEES	83,252	342,390	140,060	183,910
<b>TOTAL EXPENDITURES</b>	<b>83,252</b>	<b>342,390</b>	<b>140,060</b>	<b>183,910</b>
<b>OPERATING EXPENSES</b>	<b>ACTUAL FY 21-22</b>	<b>ACTUAL FY 22-23</b>	<b>ADOPTED FY 23-24</b>	<b>ADOPTED FY 24-25</b>
61000 SALARIES & BENEFITS	53,840	55,730	116,890	125,460
62000 CONTRACTUALS	0	1,704	1,150	0
63000 COMMODITIES	130	0	0	0
65000 FIXED CHARGES	4,337	9,323	22,020	23,450
66000 CAPITAL	0	750	0	0
69000 MISCELLANEOUS	24,944	274,884	0	35,000
<b>TOTAL</b>	<b>83,252</b>	<b>342,390</b>	<b>140,060</b>	<b>183,910</b>

<b>EHV ADMIN FEES</b>					
<b>COMMUNITY DEVELOPMENT</b>				<b>ACCOUNTING UNIT</b>	
<b>EHV ADMIN FEES</b>				<b>18018002</b>	
<b>Account Code</b>	<b>LINE ITEM RESOURCES</b>	<b>ACTUAL FY 21-22</b>	<b>ACTUAL FY 22-23</b>	<b>ADOPTED FY 23-24</b>	
		<b>ADOPTED FY 24-25</b>			
52004	HCV - Additional Admin Fee	1,247	5,516	0	5,200
52012	Federal Direct - ARPA EHV Admin Fees	47,172	74,260	0	200,000
52013	Federal Direct- ARPA EHV Preliminary Fees	35,600	0	0	0
52014	Federal Direct - ARPA EHV Service Fees	0	265,260	0	0
52015	Federal Direct-ARPA EHV Placement Fees	1,600	4,900	0	0
57000	Expense Reimbursement	26,744	0	0	0
<b>SUBTOTAL REVENUES</b>		<b>112,363</b>	<b>349,936</b>	<b>0</b>	<b>205,200</b>
<b>TOTAL</b>		<b>112,363</b>	<b>349,936</b>	<b>0</b>	<b>205,200</b>

<b>EHV ADMIN FEES</b>					
<b>COMMUNITY DEVELOPMENT</b>					<b>ACCOUNTING UNIT</b>
<b>EHV ADMIN FEES</b>					<b>18018760</b>
<b>Account Code</b>	<b>LINE ITEM RESOURCES</b>	<b>ACTUAL FY 21-22</b>	<b>ACTUAL FY 22-23</b>	<b>ADOPTED FY 23-24</b>	<b>ADOPTED FY 24-25</b>
61000	Salaries Regular	40,504	34,973	77,600	87,380
61040	Salaries Overtime	882	0	0	0
61100	Retirement-Employer Normal Cost	1,583	2,882	6,040	6,570
61102	Retirement- Employer Unfunded- Miscellaneous	0	6,683	6,760	8,250
61120	Medicare Insurance	599	515	1,110	1,270
61130	Health Insurance	10,272	8,492	22,950	19,230
61170	Retiree Health Benefits	0	0	0	830
61180	Worker Compensation Insurance	0	2,185	2,430	1,930
	<b>SUBTOTAL SALARIES &amp; BENEFITS</b>	<b>53,840</b>	<b>55,730</b>	<b>116,890</b>	<b>125,460</b>
62010	Communications	0	0	1,150	0
62300	Contract Services-Professional	0	1,652	0	0
62400	Auditor Fee	0	52	0	0
	<b>SUBTOTAL CONTRACTUALS</b>	<b>0</b>	<b>1,704</b>	<b>1,150</b>	<b>0</b>
63001	Miscellaneous Operating Expenses	130	0	0	0
	<b>SUBTOTAL COMMODITIES</b>	<b>130</b>	<b>0</b>	<b>0</b>	<b>0</b>
65040	IT Maintenance Charge	0	0	5,690	5,940
65055	Communications- Landlines	0	0	0	830
65100	Insurance Charges	0	2,609	2,760	2,420
65105	Benefits Overhead	0	388	420	350
65400	Indirect Costs	4,337	6,327	13,150	13,910
	<b>SUBTOTAL FIXED CHARGES</b>	<b>4,337</b>	<b>9,323</b>	<b>22,020</b>	<b>23,450</b>
66511	Computer Software Subscriptions	0	750	0	0
	<b>SUBTOTAL CAPITAL</b>	<b>0</b>	<b>750</b>	<b>0</b>	<b>0</b>
69131	Mobility-Inspection Fee Paid	900	3,825	0	5,000
69132	Mobility-Inspection Fee Receiv	0	(4,350)	0	0
69133	Ports Out-Administrative Pay	0	377	0	0
69134	Portprop in received HAP/ADM	0	(83,100)	0	0
69135	Payment to Subagent	0	265,260	0	0
69167	Portprop Disbursement	24,044	92,871	0	30,000
	<b>SUBTOTAL MISCELLANEOUS</b>	<b>24,944</b>	<b>274,884</b>	<b>0</b>	<b>35,000</b>
	<b>TOTAL</b>	<b>83,252</b>	<b>342,390</b>	<b>140,060</b>	<b>183,910</b>



<b>American Rescue Plan Act DEPARTMENT RESOURCE SUMMARY COMMUNITY DEVELOPMENT</b>				
<b>ACTIVITIES</b>	<b>ACTUAL FY 21-22</b>	<b>ACTUAL FY 22-23</b>	<b>ADOPTED FY 23-24</b>	<b>ADOPTED FY 24-25</b>
<b>EXPENDITURES</b>				
18118013 ARPA- CDA	7,791,943	4,176,867	5,462,590	356,190
TOTAL EXPENDITURES	7,791,943	4,176,867	5,462,590	356,190
<b>OPERATING EXPENSES</b>	<b>ACTUAL FY 21-22</b>	<b>ACTUAL FY 22-23</b>	<b>ADOPTED FY 23-24</b>	<b>ADOPTED FY 24-25</b>
61000 SALARIES & BENEFITS	350,979	198,681	460,770	286,780
62000 CONTRACTUALS	423,759	750,293	220,600	0
63000 COMMODITIES	6,027,160	(153,724)	0	0
65000 FIXED CHARGES	4,616	11,886	97,740	69,410
66000 CAPITAL	0	203	0	0
69000 MISCELLANEOUS	985,430	3,369,528	4,683,480	0
<b>TOTAL</b>	<b>7,791,943</b>	<b>4,176,867</b>	<b>5,462,590</b>	<b>356,190</b>

American Rescue Plan Act					
COMMUNITY DEVELOPMENT				ACCOUNTING UNIT	
ARPA- CDA				18118013	
Account Code	LINE ITEM RESOURCES	ACTUAL FY 21-22	ACTUAL FY 22-23	ADOPTED FY 23-24	ADOPTED FY 24-25
61000	Salaries Regular	71,007	116,998	338,090	182,500
61020	Salaries Part-Time	45,823	26,320	0	12,340
61040	Salaries Overtime	210,527	1,469	0	0
61100	Retirement-Employer Normal Cost	5,299	4,930	28,090	17,290
61102	Retirement- Employer Unfunded- Miscellaneous	0	10,329	8,010	14,610
61110	Part-Time Retirement	1,562	985	0	470
61120	Medicare Insurance	1,852	2,024	4,880	2,820
61130	Health Insurance	14,909	26,957	74,710	47,080
61170	Retiree Health Benefits	0	0	0	1,770
61180	Worker Compensation Insurance	0	8,670	6,990	7,900
	<b>SUBTOTAL SALARIES &amp; BENEFITS</b>	<b>350,979</b>	<b>198,681</b>	<b>460,770</b>	<b>286,780</b>
62010	Communications	310	1,530	6,310	0
62012	Cellular Phone Charges	0	31	0	0
62120	Training, Transportation, Meetings	0	318	0	0
62130	Tuition Reimbursement	0	11	0	0
62140	Membership, Subscription & Dues	90	140	0	0
62200	Advertising	460	0	0	0
62300	Contract Services-Professional	420,401	746,905	214,290	0
62302	Contracted Vendor Personnel Services	0	1,358	0	0
62500	Rent Payments	2,498	0	0	0
	<b>SUBTOTAL CONTRACTUALS</b>	<b>423,759</b>	<b>750,293</b>	<b>220,600</b>	<b>0</b>
63001	Miscellaneous Operating Expenses	6,027,160	(153,724)	0	0
	<b>SUBTOTAL COMMODITIES</b>	<b>6,027,160</b>	<b>(153,724)</b>	<b>0</b>	<b>0</b>
65040	IT Maintenance Charge	0	0	31,290	23,750
65055	Communications- Landlines	0	0	0	3,310
65100	Insurance Charges	0	10,348	7,970	9,900
65105	Benefits Overhead	0	1,538	1,210	1,430
65205	Internal Departments Personnel	4,616	0	0	0
65400	Indirect Costs	0	0	57,270	31,020
	<b>SUBTOTAL FIXED CHARGES</b>	<b>4,616</b>	<b>11,886</b>	<b>97,740</b>	<b>69,410</b>
66511	Computer Software Subscriptions	0	203	0	0
	<b>SUBTOTAL CAPITAL</b>	<b>0</b>	<b>203</b>	<b>0</b>	<b>0</b>
69011	Reserve Appropriation	0	0	4,683,480	0
69135	Payment to Subagent	955,430	2,122,373	0	0
69152	Loans & Grants	30,000	1,247,155	0	0
	<b>SUBTOTAL MISCELLANEOUS</b>	<b>985,430</b>	<b>3,369,528</b>	<b>4,683,480</b>	<b>0</b>
	<b>TOTAL</b>	<b>7,791,943</b>	<b>4,176,867</b>	<b>5,462,590</b>	<b>356,190</b>

<b>HOME-ARP PROGRAM DEPARTMENT RESOURCE SUMMARY COMMUNITY DEVELOPMENT</b>				
<b>ACTIVITIES</b>	<b>ACTUAL FY 21-22</b>	<b>ACTUAL FY 22-23</b>	<b>ADOPTED FY 23-24</b>	<b>ADOPTED FY 24-25</b>
<b>REVENUES</b>				
52008 Federal Grant-Direct COVID	0	3,922,656	0	64,090
TOTAL REVENUES	0	3,922,656	0	64,090
<b>EXPENDITURES</b>				
18218780 HOME-ARP PROGRAM	0	3,938,163	2,894,800	64,090
TOTAL EXPENDITURES	0	3,938,163	2,894,800	64,090
<b>OPERATING EXPENSES</b>	<b>ACTUAL FY 21-22</b>	<b>ACTUAL FY 22-23</b>	<b>ADOPTED FY 23-24</b>	<b>ADOPTED FY 24-25</b>
61000 SALARIES & BENEFITS	0	52,191	28,860	53,520
62000 CONTRACTUALS	0	85,971	290	0
63000 COMMODITIES	0	65	0	0
65000 FIXED CHARGES	0	8,239	5,290	10,570
69000 MISCELLANEOUS	0	3,791,697	2,860,360	0
<b>TOTAL</b>	<b>0</b>	<b>3,938,163</b>	<b>2,894,800</b>	<b>64,090</b>

HOME-ARP PROGRAM				
COMMUNITY DEVELOPMENT				ACCOUNTING UNIT
HOME-ARP PROGRAM				18218002
Account Code	LINE ITEM RESOURCES	ACTUAL FY 21-22	ACTUAL FY 22-23	ADOPTED FY 23-24
52008	Federal Grant-Direct COVID	0	3,922,656	0
	<b>SUBTOTAL REVENUES</b>	<b>0</b>	<b>3,922,656</b>	<b>0</b>
	<b>TOTAL</b>	<b>0</b>	<b>3,922,656</b>	<b>0</b>

HOME-ARP PROGRAM					
COMMUNITY DEVELOPMENT				ACCOUNTING UNIT	
HOME-ARP PROGRAM				18218780	
Account Code	LINE ITEM RESOURCES	ACTUAL FY 21-22	ACTUAL FY 22-23	ADOPTED FY 23-24	ADOPTED FY 24-25
61000	Salaries Regular	0	35,005	22,710	38,380
61040	Salaries Overtime	0	112	0	0
61100	Retirement-Employer Normal Cost	0	3,154	2,850	4,690
61102	Retirement- Employer Unfunded- Miscellaneous	0	7,312	40	150
61120	Medicare Insurance	0	533	330	560
61130	Health Insurance	0	3,886	2,910	7,420
61170	Retiree Health Benefits	0	0	0	390
61180	Worker Compensation Insurance	0	2,190	20	1,930
	<b>SUBTOTAL SALARIES &amp; BENEFITS</b>	<b>0</b>	<b>52,191</b>	<b>28,860</b>	<b>53,520</b>
62010	Communications	0	0	290	0
62200	Advertising	0	7,488	0	0
62300	Contract Services-Professional	0	77,886	0	0
62302	Contracted Vendor Personnel Services	0	345	0	0
62400	Auditor Fee	0	63	0	0
62600	Parking Validation	0	70	0	0
62700	Auto Expense	0	120	0	0
	<b>SUBTOTAL CONTRACTUALS</b>	<b>0</b>	<b>85,971</b>	<b>290</b>	<b>0</b>
63001	Miscellaneous Operating Expenses	0	65	0	0
	<b>SUBTOTAL COMMODITIES</b>	<b>0</b>	<b>65</b>	<b>0</b>	<b>0</b>
65040	IT Maintenance Charge	0	0	1,420	1,480
65055	Communications- Landlines	0	0	0	210
65100	Insurance Charges	0	2,610	20	2,420
65105	Benefits Overhead	0	389	0	350
65400	Indirect Costs	0	5,239	3,850	6,110
	<b>SUBTOTAL FIXED CHARGES</b>	<b>0</b>	<b>8,239</b>	<b>5,290</b>	<b>10,570</b>
69152	Loans & Grants	0	3,791,697	2,860,360	0
	<b>SUBTOTAL MISCELLANEOUS</b>	<b>0</b>	<b>3,791,697</b>	<b>2,860,360</b>	<b>0</b>
	<b>TOTAL</b>	<b>0</b>	<b>3,938,163</b>	<b>2,894,800</b>	<b>64,090</b>

<b>ARPA - CA FOR ALL YOUTH WDP DEPARTMENT RESOURCE SUMMARY COMMUNITY DEVELOPMENT</b>				
<b>ACTIVITIES</b>	<b>ACTUAL FY 21-22</b>	<b>ACTUAL FY 22-23</b>	<b>ADOPTED FY 23-24</b>	<b>ADOPTED FY 24-25</b>
REVENUES				
52009    Federal Grant-Indirect COVID	0	556,400	193,340	1,165,940
TOTAL REVENUES	0	556,400	193,340	1,165,940
EXPENDITURES				
18318763    ARPA - CA FOR ALL YOUTH WDP	0	1,172,272	193,340	1,237,580
TOTAL EXPENDITURES	0	1,172,272	193,340	1,237,580
<b>OPERATING EXPENSES</b>	<b>ACTUAL FY 21-22</b>	<b>ACTUAL FY 22-23</b>	<b>ADOPTED FY 23-24</b>	<b>ADOPTED FY 24-25</b>
61000    SALARIES & BENEFITS	0	757,861	173,970	877,880
62000    CONTRACTUALS	0	36,053	0	53,030
63000    COMMODITIES	0	1,678	0	1,150
65000    FIXED CHARGES	0	40,759	19,370	53,520
69000    MISCELLANEOUS	0	335,920	0	252,000
<b>TOTAL</b>	<b>0</b>	<b>1,172,272</b>	<b>193,340</b>	<b>1,237,580</b>

ARPA - CA FOR ALL YOUTH WDP					
COMMUNITY DEVELOPMENT				ACCOUNTING UNIT	
ARPA - CA FOR ALL YOUTH WDP				18318002	
Account Code	LINE ITEM RESOURCES	ACTUAL FY 21-22	ACTUAL FY 22-23	ADOPTED FY 23-24	ADOPTED FY 24-25
52009	Federal Grant-Indirect COVID	0	556,400	193,340	1,165,940
	<b>SUBTOTAL REVENUES</b>	<b>0</b>	<b>556,400</b>	<b>193,340</b>	<b>1,165,940</b>
	<b>TOTAL</b>	<b>0</b>	<b>556,400</b>	<b>193,340</b>	<b>1,165,940</b>

ARPA - CA FOR ALL YOUTH WDP					
COMMUNITY DEVELOPMENT					ACCOUNTING UNIT
ARPA - CA FOR ALL YOUTH WDP					18318763
Account Code	LINE ITEM RESOURCES	ACTUAL FY 21-22	ACTUAL FY 22-23	ADOPTED FY 23-24	ADOPTED FY 24-25
61000	Salaries Regular	0	166,645	113,180	171,210
61020	Salaries Part-Time	0	1,796	1,140	41,720
61030	Salaries Participant	0	455,813	0	500,000
61040	Salaries Overtime	0	745	0	0
61100	Retirement-Employer Normal Cost	0	13,100	14,210	20,280
61102	Retirement- Employer Unfunded- Miscellaneous	0	30,371	20,460	39,610
61110	Part-Time Retirement	0	17,161	40	20,310
61120	Medicare Insurance	0	8,977	1,660	10,310
61130	Health Insurance	0	31,472	23,280	63,470
61170	Retiree Health Benefits	0	0	0	1,690
61180	Worker Compensation Insurance	0	31,781	0	9,280
	<b>SUBTOTAL SALARIES &amp; BENEFITS</b>	<b>0</b>	<b>757,861</b>	<b>173,970</b>	<b>877,880</b>
62010	Communications	0	850	0	0
62120	Training, Transportation, Meetings	0	3,316	0	0
62300	Contract Services-Professional	0	1,707	0	5,000
62500	Rent Payments	0	29,480	0	47,730
62600	Parking Validation	0	700	0	300
	<b>SUBTOTAL CONTRACTUALS</b>	<b>0</b>	<b>36,053</b>	<b>0</b>	<b>53,030</b>
63001	Miscellaneous Operating Expenses	0	1,504	0	1,000
63300	Gas & Diesel	0	175	0	150
	<b>SUBTOTAL COMMODITIES</b>	<b>0</b>	<b>1,678</b>	<b>0</b>	<b>1,150</b>
65010	Rental City Equipment	0	1,812	0	0
65012	Accident Repair & Replacement	0	47	0	0
65040	IT Maintenance Charge	0	0	0	11,870
65055	Communications- Landlines	0	0	0	1,650
65100	Insurance Charges	0	12,284	0	11,630
65105	Benefits Overhead	0	1,826	0	1,680
65400	Indirect Costs	0	24,791	19,370	26,690
	<b>SUBTOTAL FIXED CHARGES</b>	<b>0</b>	<b>40,759</b>	<b>19,370</b>	<b>53,520</b>
69135	Payment to Subagent	0	333,680	0	250,000
69143	Transportation Pass for Partic	0	2,040	0	1,000
69144	Client Support Services	0	200	0	1,000
	<b>SUBTOTAL MISCELLANEOUS</b>	<b>0</b>	<b>335,920</b>	<b>0</b>	<b>252,000</b>
	<b>TOTAL</b>	<b>0</b>	<b>1,172,272</b>	<b>193,340</b>	<b>1,237,580</b>



<b>RENT STABILIZATION DEPARTMENT RESOURCE SUMMARY COMMUNITY DEVELOPMENT</b>					
ACTIVITIES		ACTUAL FY 21-22	ACTUAL FY 22-23	ADOPTED FY 23-24	ADOPTED FY 24-25
REVENUES					
53833	Rental Registry Fee	0	0	3,245,000	1,452,700
	TOTAL REVENUES	0	0	3,245,000	1,452,700
EXPENDITURES					
18518700	RENT STABILIZATION	0	0	2,823,640	2,951,380
	TOTAL EXPENDITURES	0	0	2,823,640	2,951,380
OPERATING EXPENSES		ACTUAL FY 21-22	ACTUAL FY 22-23	ADOPTED FY 23-24	ADOPTED FY 24-25
61000	SALARIES & BENEFITS	0	0	1,366,350	1,297,110
62000	CONTRACTUALS	0	0	1,281,330	1,428,460
63000	COMMODITIES	0	0	10,500	10,500
65000	FIXED CHARGES	0	0	165,460	215,310
	<b>TOTAL</b>	<b>0</b>	<b>0</b>	<b>2,823,640</b>	<b>2,951,380</b>

<b>RENT STABILIZATION</b>					
<b>COMMUNITY DEVELOPMENT</b>				<b>ACCOUNTING UNIT</b>	
<b>RENT STABILIZATION REVENUE</b>				<b>18518002</b>	
<b>Account Code</b>	<b>LINE ITEM RESOURCES</b>	<b>ACTUAL FY 21-22</b>	<b>ACTUAL FY 22-23</b>	<b>ADOPTED FY 23-24</b>	<b>ADOPTED FY 24-25</b>
53833	Rental Registry Fee	0	0	3,245,000	1,452,700
	<b>SUBTOTAL REVENUES</b>	<b>0</b>	<b>0</b>	<b>3,245,000</b>	<b>1,452,700</b>
	<b>TOTAL</b>	<b>0</b>	<b>0</b>	<b>3,245,000</b>	<b>1,452,700</b>

<b>RENT STABILIZATION</b>					
<b>COMMUNITY DEVELOPMENT</b>					<b>ACCOUNTING UNIT</b>
<b>RENT STABILIZATION</b>					<b>18518700</b>
<b>Account Code</b>	<b>LINE ITEM RESOURCES</b>	<b>ACTUAL FY 21-22</b>	<b>ACTUAL FY 22-23</b>	<b>ADOPTED FY 23-24</b>	<b>ADOPTED FY 24-25</b>
61000	Salaries Regular	0	0	976,720	757,660
61100	Retirement-Employer Normal Cost	0	0	116,410	138,270
61120	Medicare Insurance	0	0	13,430	20,510
61130	Health Insurance	0	0	256,290	366,840
61170	Retiree Health Benefits	0	0	3,500	13,830
	<b>SUBTOTAL SALARIES &amp; BENEFITS</b>	<b>0</b>	<b>0</b>	<b>1,366,350</b>	<b>1,297,110</b>
62012	Cellular Phone Charges	0	0	3,600	3,600
62120	Training, Transportation, Meetings	0	0	10,000	10,000
62130	Tuition Reimbursement	0	0	1,500	0
62140	Membership, Subscription & Dues	0	0	2,500	2,500
62200	Advertising	0	0	5,000	5,000
62300	Contract Services-Professional	0	0	1,173,020	1,321,900
62500	Rent Payments	0	0	85,210	85,210
62600	Parking Validation	0	0	250	250
62700	Auto Expense	0	0	250	0
	<b>SUBTOTAL CONTRACTUALS</b>	<b>0</b>	<b>0</b>	<b>1,281,330</b>	<b>1,428,460</b>
63001	Miscellaneous Operating Expenses	0	0	10,500	10,500
	<b>SUBTOTAL COMMODITIES</b>	<b>0</b>	<b>0</b>	<b>10,500</b>	<b>10,500</b>
65040	IT Maintenance Charge	0	0	0	83,120
65055	Communications- Landlines	0	0	0	11,570
65400	Indirect Costs	0	0	165,460	120,620
	<b>SUBTOTAL FIXED CHARGES</b>	<b>0</b>	<b>0</b>	<b>165,460</b>	<b>215,310</b>
	<b>TOTAL</b>	<b>0</b>	<b>0</b>	<b>2,823,640</b>	<b>2,951,380</b>

<b>INCLUSIONARY HOUSING FEE DEPARTMENT RESOURCE SUMMARY COMMUNITY DEVELOPMENT</b>				
<b>ACTIVITIES</b>	<b>ACTUAL FY 21-22</b>	<b>ACTUAL FY 22-23</b>	<b>ADOPTED FY 23-24</b>	<b>ADOPTED FY 24-25</b>
<b>REVENUES</b>				
53822 Density Bonus Setup Fee	22,097	31,751	0	0
53902 Misc Service Charge	2,238	1,740	1,500	1,500
56900 Principal Repayment	0	40,000	0	0
57000 Expense Reimbursement	1,000	1,000	0	0
57896 Inclusionary Housing Fees	6,932,760	0	0	0
57990 Miscellaneous Income	0	44,150	0	0
58000 Earning On Investments	115,599	136,705	70,000	70,000
58002 Net Increase (Decrease) In Fai	(1,059,795)	1,059,795	0	0
<b>TOTAL REVENUES</b>	<b>6,013,899</b>	<b>1,315,141</b>	<b>71,500</b>	<b>71,500</b>
<b>EXPENDITURES</b>				
41718820 INCLUSIONARY HOUSING FEE	1,097,044	1,413,105	1,584,530	2,356,310
<b>TOTAL EXPENDITURES</b>	<b>1,097,044</b>	<b>1,413,105</b>	<b>1,584,530</b>	<b>2,356,310</b>
<b>OPERATING EXPENSES</b>	<b>ACTUAL FY 21-22</b>	<b>ACTUAL FY 22-23</b>	<b>ADOPTED FY 23-24</b>	<b>ADOPTED FY 24-25</b>
61000 SALARIES & BENEFITS	230,857	378,183	334,560	391,620
62000 CONTRACTUALS	160,896	260,458	118,800	623,810
63000 COMMODITIES	183,250	161,711	19,550	20,000
65000 FIXED CHARGES	52,629	74,894	84,090	93,400
66000 CAPITAL	421,319	19,301	0	0
68000 TRANSFERS	2,520	9,814	7,530	10,380
69000 MISCELLANEOUS	45,573	508,744	1,020,000	1,217,100
<b>TOTAL</b>	<b>1,097,044</b>	<b>1,413,105</b>	<b>1,584,530</b>	<b>2,356,310</b>

<b>INCLUSIONARY HOUSING FEE</b>					
<b>COMMUNITY DEVELOPMENT</b>					<b>ACCOUNTING UNIT</b>
<b>INCLUSIONARY HOUSING FEE</b>					<b>41718002</b>
<b>Account Code</b>	<b>LINE ITEM RESOURCES</b>	<b>ACTUAL FY 21-22</b>	<b>ACTUAL FY 22-23</b>	<b>ADOPTED FY 23-24</b>	<b>ADOPTED FY 24-25</b>
53822	Density Bonus Setup Fee	22,097	31,751	0	0
53902	Misc Service Charge	2,238	1,740	1,500	1,500
56900	Principal Repayment	0	40,000	0	0
57000	Expense Reimbursement	1,000	1,000	0	0
57896	Inclusionary Housing Fees	6,932,760	0	0	0
57990	Miscellaneous Income	0	44,150	0	0
58000	Earning On Investments	115,599	136,705	70,000	70,000
58002	Net Increase (Decrease) In Fai	(1,059,795)	1,059,795	0	0
	<b>SUBTOTAL REVENUES</b>	<b>6,013,899</b>	<b>1,315,141</b>	<b>71,500</b>	<b>71,500</b>
	<b>TOTAL</b>	<b>6,013,899</b>	<b>1,315,141</b>	<b>71,500</b>	<b>71,500</b>

<b>INCLUSIONARY HOUSING FEE</b>					
<b>COMMUNITY DEVELOPMENT</b>					<b>ACCOUNTING UNIT</b>
<b>INCLUSIONARY HOUSING FEE</b>					<b>41718820</b>
<b>Account Code</b>	<b>LINE ITEM RESOURCES</b>	<b>ACTUAL FY 21-22</b>	<b>ACTUAL FY 22-23</b>	<b>ADOPTED FY 23-24</b>	<b>ADOPTED FY 24-25</b>
61000	Salaries Regular	149,544	245,880	221,660	262,400
61010	Salaries Cash Out/Separation	47	0	0	0
61020	Salaries Part-Time	0	0	0	1,300
61040	Salaries Overtime	1,441	14,705	2,500	2,500
61100	Retirement-Employer Normal Cost	9,688	19,497	17,940	22,970
61102	Retirement- Employer Unfunded- Miscellaneous	33,352	45,202	43,630	35,180
61110	Part-Time Retirement	0	0	0	40
61120	Medicare Insurance	2,193	3,665	3,220	3,790
61130	Health Insurance	20,093	34,361	26,840	41,600
61170	Retiree Health Benefits	0	0	900	2,510
61180	Worker Compensation Insurance	14,500	14,873	17,870	19,330
	<b>SUBTOTAL SALARIES &amp; BENEFITS</b>	<b>230,857</b>	<b>378,183</b>	<b>334,560</b>	<b>391,620</b>
62010	Communications	351	510	2,750	500
62120	Training, Transportation, Meetings	1,324	12,126	6,070	11,070
62130	Tuition Reimbursement	780	991	0	1,500
62140	Membership, Subscription & Dues	1,420	1,425	3,640	4,640
62200	Advertising	2,774	0	2,000	3,000
62300	Contract Services-Professional	109,739	225,943	66,490	500,000
62302	Contracted Vendor Personnel Services	38,170	19,202	37,750	100,000
62400	Auditor Fee	6,264	0	0	0
62600	Parking Validation	26	92	0	2,500
62700	Auto Expense	50	170	100	600
	<b>SUBTOTAL CONTRACTUALS</b>	<b>160,896</b>	<b>260,458</b>	<b>118,800</b>	<b>623,810</b>
63001	Miscellaneous Operating Expenses	183,250	161,711	19,550	20,000
	<b>SUBTOTAL COMMODITIES</b>	<b>183,250</b>	<b>161,711</b>	<b>19,550</b>	<b>20,000</b>
65000	Building Rental	7,390	8,990	8,990	10,110
65040	IT Maintenance Charge	10,080	7,530	13,650	11,580
65055	Communications- Landlines	0	0	0	1,610
65100	Insurance Charges	15,910	17,752	20,370	24,220
65105	Benefits Overhead	630	2,639	3,100	3,500
65210	Delivery Charges	380	0	0	0
65400	Indirect Costs	18,239	37,983	37,980	42,380
	<b>SUBTOTAL FIXED CHARGES</b>	<b>52,629</b>	<b>74,894</b>	<b>84,090</b>	<b>93,400</b>
66400	Machinery & Equipment	421,319	18,379	0	0
66511	Computer Software Subscriptions	0	922	0	0
	<b>SUBTOTAL CAPITAL</b>	<b>421,319</b>	<b>19,301</b>	<b>0</b>	<b>0</b>
68001	POB Misc Xfer to Fund 406	2,520	9,814	7,530	10,380
	<b>SUBTOTAL TRANSFERS</b>	<b>2,520</b>	<b>9,814</b>	<b>7,530</b>	<b>10,380</b>
69135	Payment to Subagent	45,573	0	0	0
69152	Loans & Grants	0	0	1,020,000	1,217,100
69157	Bad Debt Expense - Loans	0	508,744	0	0
	<b>SUBTOTAL MISCELLANEOUS</b>	<b>45,573</b>	<b>508,744</b>	<b>1,020,000</b>	<b>1,217,100</b>
	<b>TOTAL</b>	<b>1,097,044</b>	<b>1,413,105</b>	<b>1,584,530</b>	<b>2,356,310</b>

<b>CDA - PEEBLER CAPITAL FUND DEPARTMENT RESOURCE SUMMARY COMMUNITY DEVELOPMENT</b>				
<b>ACTIVITIES</b>	<b>ACTUAL FY 21-22</b>	<b>ACTUAL FY 22-23</b>	<b>ADOPTED FY 23-24</b>	<b>ADOPTED FY 24-25</b>
<b>REVENUES</b>				
52025 State Grants-Direct	1,288,000	203,667	0	0
58000 Earning On Investments	15,794	1,638	0	0
<b>TOTAL REVENUES</b>	<b>1,303,794</b>	<b>205,305</b>	<b>0</b>	<b>0</b>
<b>EXPENDITURES</b>				
41818830 PEEBLER FUND CAPITAL PROJECTS	2,341,956	1,271,799	0	0
41818831 SOUTH MAIN REDEVELOPMENT PROJ	1,952,423	0	0	0
41818832 AFFORDABLE HOUSING AHSC PRGM	178,888	36,826	0	0
<b>TOTAL EXPENDITURES</b>	<b>4,473,266</b>	<b>1,308,625</b>	<b>0</b>	<b>0</b>
<b>OPERATING EXPENSES</b>	<b>ACTUAL FY 21-22</b>	<b>ACTUAL FY 22-23</b>	<b>ADOPTED FY 23-24</b>	<b>ADOPTED FY 24-25</b>
66000 CAPITAL	4,473,266	1,286,125	0	0
69000 MISCELLANEOUS	0	22,500	0	0
<b>TOTAL</b>	<b>4,473,266</b>	<b>1,308,625</b>	<b>0</b>	<b>0</b>

<b>CDA - PEEBLER CAPITAL FUND</b>				
<b>COMMUNITY DEVELOPMENT</b>				<b>ACCOUNTING UNIT</b>
<b>CDA CAPITAL PROJECTS REVENUE</b>				<b>41818002</b>
<b>Account Code</b>	<b>LINE ITEM RESOURCES</b>	<b>ACTUAL FY 21-22</b>	<b>ACTUAL FY 22-23</b>	<b>ADOPTED FY 23-24</b>
52025	State Grants-Direct	1,288,000	203,667	0
58000	Earning On Investments	15,794	1,638	0
	<b>SUBTOTAL REVENUES</b>	<b>1,303,794</b>	<b>205,305</b>	<b>0</b>
	<b>TOTAL</b>	<b>1,303,794</b>	<b>205,305</b>	<b>0</b>



<b>CDA - PEEBLER CAPITAL FUND</b>					
<b>COMMUNITY DEVELOPMENT</b>					<b>ACCOUNTING UNIT</b>
<b>PEEBLER FUND CAPITAL PROJECTS</b>					<b>41818830</b>
<b>Account Code</b>	<b>LINE ITEM RESOURCES</b>	<b>ACTUAL FY 21-22</b>	<b>ACTUAL FY 22-23</b>	<b>ADOPTED FY 23-24</b>	<b>ADOPTED FY 24-25</b>
66220	Improvements Other Than Building	2,341,956	1,271,799	0	0
	<b>SUBTOTAL CAPITAL</b>	<b>2,341,956</b>	<b>1,271,799</b>	<b>0</b>	<b>0</b>
	<b>TOTAL</b>	<b>2,341,956</b>	<b>1,271,799</b>	<b>0</b>	<b>0</b>

<b>CDA - PEEBLER CAPITAL FUND</b>					
<b>COMMUNITY DEVELOPMENT</b>					<b>ACCOUNTING UNIT</b>
<b>SOUTH MAIN REDEVELOPMENT PROJ</b>					<b>41818831</b>
<b>Account Code</b>	<b>LINE ITEM RESOURCES</b>	<b>ACTUAL FY 21-22</b>	<b>ACTUAL FY 22-23</b>	<b>ADOPTED FY 23-24</b>	<b>ADOPTED FY 24-25</b>
66220	Improvements Other Than Building	1,952,423	0	0	0
	<b>SUBTOTAL CAPITAL</b>	<b>1,952,423</b>	<b>0</b>	<b>0</b>	<b>0</b>
	<b>TOTAL</b>	<b>1,952,423</b>	<b>0</b>	<b>0</b>	<b>0</b>

<b>CDA - PEEBLER CAPITAL FUND</b>					
<b>COMMUNITY DEVELOPMENT</b>					<b>ACCOUNTING UNIT</b>
<b>AFFORDABLE HOUSING AHSC PRGM</b>					<b>41818832</b>
<b>Account Code</b>	<b>LINE ITEM RESOURCES</b>	<b>ACTUAL FY 21-22</b>	<b>ACTUAL FY 22-23</b>	<b>ADOPTED FY 23-24</b>	<b>ADOPTED FY 24-25</b>
66220	Improvements Other Than Building	178,888	14,326	0	0
	<b>SUBTOTAL CAPITAL</b>	<b>178,888</b>	<b>14,326</b>	<b>0</b>	<b>0</b>
69142	Payment to other Agencies	0	22,500	0	0
	<b>SUBTOTAL MISCELLANEOUS</b>	<b>0</b>	<b>22,500</b>	<b>0</b>	<b>0</b>
	<b>TOTAL</b>	<b>178,888</b>	<b>36,826</b>	<b>0</b>	<b>0</b>

<b>HOUSING AUTHORITY LMIHF DEPARTMENT RESOURCE SUMMARY COMMUNITY DEVELOPMENT</b>				
<b>ACTIVITIES</b>	<b>ACTUAL FY 21-22</b>	<b>ACTUAL FY 22-23</b>	<b>ADOPTED FY 23-24</b>	<b>ADOPTED FY 24-25</b>
<b>REVENUES</b>				
56900 Principal Repayment	30,000	30,000	500,000	250,000
56901 Interest Repayments	346,234	379,922	250,000	380,000
57010 Miscellaneous Recoveries	0	24,101	0	0
57990 Miscellaneous Income	280	0	280	500
58000 Earning On Investments	34,052	49,710	20,000	30,000
<b>TOTAL REVENUES</b>	<b>410,566</b>	<b>483,734</b>	<b>770,280</b>	<b>660,500</b>
<b>EXPENDITURES</b>				
60718810 HOUSING ASSET ADMIN	(568,153)	108,227	378,170	303,610
60718830 HOUSING ASSET CAP PROJECTS	150,000	0	1,656,950	165,700
<b>TOTAL EXPENDITURES</b>	<b>(418,153)</b>	<b>108,227</b>	<b>2,035,120</b>	<b>469,310</b>
<b>OPERATING EXPENSES</b>	<b>ACTUAL FY 21-22</b>	<b>ACTUAL FY 22-23</b>	<b>ADOPTED FY 23-24</b>	<b>ADOPTED FY 24-25</b>
61000 SALARIES & BENEFITS	176,152	87,181	155,580	157,960
62000 CONTRACTUALS	193,595	36,312	71,220	64,500
63000 COMMODITIES	1,086	1,385	6,880	5,500
65000 FIXED CHARGES	43,467	38,342	65,250	65,510
66000 CAPITAL	0	0	70,000	0
68000 TRANSFERS	3,094	12,048	9,240	10,140
69000 MISCELLANEOUS	(835,546)	(67,041)	1,656,950	165,700
<b>TOTAL</b>	<b>(418,153)</b>	<b>108,227</b>	<b>2,035,120</b>	<b>469,310</b>

<b>HOUSING AUTHORITY LMIHF</b>					
<b>COMMUNITY DEVELOPMENT</b>				<b>ACCOUNTING UNIT</b>	
<b>HOUSING ASSET REVENUES</b>				<b>60718002</b>	
<b>Account Code</b>	<b>LINE ITEM RESOURCES</b>	<b>ACTUAL FY 21-22</b>	<b>ACTUAL FY 22-23</b>	<b>ADOPTED FY 23-24</b>	<b>ADOPTED FY 24-25</b>
56900	Principal Repayment	30,000	30,000	500,000	250,000
56901	Interest Repayments	346,234	379,922	250,000	380,000
57010	Miscellaneous Recoveries	0	24,101	0	0
57990	Miscellaneous Income	280	0	280	500
58000	Earning On Investments	34,052	49,710	20,000	30,000
	<b>SUBTOTAL REVENUES</b>	<b>410,566</b>	<b>483,734</b>	<b>770,280</b>	<b>660,500</b>
	<b>TOTAL</b>	<b>410,566</b>	<b>483,734</b>	<b>770,280</b>	<b>660,500</b>

<b>HOUSING AUTHORITY LMIHF</b>					
<b>COMMUNITY DEVELOPMENT</b>					<b>ACCOUNTING UNIT</b>
<b>HOUSING ASSET ADMIN</b>					<b>60718810</b>
<b>Account Code</b>	<b>LINE ITEM RESOURCES</b>	<b>ACTUAL FY 21-22</b>	<b>ACTUAL FY 22-23</b>	<b>ADOPTED FY 23-24</b>	<b>ADOPTED FY 24-25</b>
61000	Salaries Regular	80,594	63,682	116,220	109,930
61010	Salaries Cash Out/Separation	27,053	0	0	0
61040	Salaries Overtime	31	930	500	500
61100	Retirement-Employer Normal Cost	4,741	3,215	8,650	9,680
61102	Retirement- Employer Unfunded- Miscellaneous	40,986	7,454	5,970	12,240
61120	Medicare Insurance	1,502	904	1,660	1,590
61130	Health Insurance	11,025	7,163	17,320	19,460
61170	Retiree Health Benefits	0	0	440	1,050
61180	Worker Compensation Insurance	10,219	3,834	4,820	3,510
	<b>SUBTOTAL SALARIES &amp; BENEFITS</b>	<b>176,152</b>	<b>87,181</b>	<b>155,580</b>	<b>157,960</b>
62010	Communications	232	0	1,200	500
62012	Cellular Phone Charges	166	0	500	500
62120	Training, Transportation, Meetings	109	0	110	5,000
62130	Tuition Reimbursement	422	299	0	1,500
62140	Membership, Subscription & Dues	11	0	110	100
62200	Advertising	4,015	4,222	4,300	5,000
62251	Other Agency Services	343	174	350	500
62300	Contract Services-Professional	37,993	31,334	63,000	50,000
62302	Contracted Vendor Personnel Services	224	201	1,450	1,000
62600	Parking Validation	0	12	0	150
62700	Auto Expense	80	70	200	250
	<b>SUBTOTAL CONTRACTUALS</b>	<b>43,595</b>	<b>36,312</b>	<b>71,220</b>	<b>64,500</b>
63001	Miscellaneous Operating Expenses	564	533	6,380	5,000
63300	Gas & Diesel	522	852	500	500
	<b>SUBTOTAL COMMODITIES</b>	<b>1,086</b>	<b>1,385</b>	<b>6,880</b>	<b>5,500</b>
65000	Building Rental	5,710	6,940	6,940	7,800
65010	Rental City Equipment	8,664	9,540	15,220	16,420
65011	Equipment Replacement Charges	0	0	10,800	10,800
65012	Accident Repair & Replacement	264	264	200	440
65040	IT Maintenance Charge	7,370	6,970	5,970	6,530
65055	Communications- Landlines	0	0	0	910
65100	Insurance Charges	11,049	4,576	5,500	4,400
65105	Benefits Overhead	380	680	840	630
65210	Delivery Charges	290	0	0	0
65400	Indirect Costs	9,740	9,371	19,780	17,580
	<b>SUBTOTAL FIXED CHARGES</b>	<b>43,467</b>	<b>38,342</b>	<b>65,250</b>	<b>65,510</b>
66410	Vehicle Purchase	0	0	70,000	0
	<b>SUBTOTAL CAPITAL</b>	<b>0</b>	<b>0</b>	<b>70,000</b>	<b>0</b>
68001	POB Misc Xfer to Fund 406	3,094	12,048	9,240	10,140
	<b>SUBTOTAL TRANSFERS</b>	<b>3,094</b>	<b>12,048</b>	<b>9,240</b>	<b>10,140</b>
69157	Bad Debt Expense - Loans	(835,546)	(67,041)	0	0
	<b>SUBTOTAL MISCELLANEOUS</b>	<b>(835,546)</b>	<b>(67,041)</b>	<b>0</b>	<b>0</b>
	<b>TOTAL</b>	<b>(568,153)</b>	<b>108,227</b>	<b>378,170</b>	<b>303,610</b>

<b>HOUSING AUTHORITY LMIHF</b>					
<b>COMMUNITY DEVELOPMENT</b>					<b>ACCOUNTING UNIT</b>
<b>HOUSING ASSET CAP PROJECTS</b>					<b>60718830</b>
<b>Account Code</b>	<b>LINE ITEM RESOURCES</b>	<b>ACTUAL FY 21-22</b>	<b>ACTUAL FY 22-23</b>	<b>ADOPTED FY 23-24</b>	<b>ADOPTED FY 24-25</b>
62300	Contract Services-Professional	150,000	0	0	0
	<b>SUBTOTAL CONTRACTUALS</b>	<b>150,000</b>	<b>0</b>	<b>0</b>	<b>0</b>
69152	Loans & Grants	0	0	1,656,950	165,700
	<b>SUBTOTAL MISCELLANEOUS</b>	<b>0</b>	<b>0</b>	<b>1,656,950</b>	<b>165,700</b>
	<b>TOTAL</b>	<b>150,000</b>	<b>0</b>	<b>1,656,950</b>	<b>165,700</b>

2018 A & B TAR B				
DEPARTMENT RESOURCE SUMMARY				
COMMUNITY DEVELOPMENT				
ACTIVITIES	ACTUAL FY 21-22	ACTUAL FY 22-23	ADOPTED FY 23-24	ADOPTED FY 24-25
REVENUES				
58005    Investment Income-Trustee	12	4,243	0	0
59000-671    Transfer From Fund 671	6,485,477	11,231,394	11,541,790	11,869,190
TOTAL REVENUES	6,485,489	11,235,637	11,541,790	11,869,190
EXPENDITURES				
65518020    2018 A & B TAR B	6,441,455	11,127,994	11,541,790	11,869,190
TOTAL EXPENDITURES	6,441,455	11,127,994	11,541,790	11,869,190
OPERATING EXPENSES	ACTUAL FY 21-22	ACTUAL FY 22-23	ADOPTED FY 23-24	ADOPTED FY 24-25
62000    CONTRACTUALS	6,350	8,400	8,650	8,650
67000    DEBT SERVICE	6,435,105	11,119,594	11,533,140	11,860,540
TOTAL	6,441,455	11,127,994	11,541,790	11,869,190



2018 A & B TAR B				
COMMUNITY DEVELOPMENT				ACCOUNTING UNIT
2018 A & B TAR B				65518002
Account Code	LINE ITEM RESOURCES	ACTUAL FY 21-22	ACTUAL FY 22-23	ADOPTED FY 23-24
58005	Investment Income-Trustee	12	4,243	0
59000	Transfer From Fund 671	6,485,477	11,231,394	11,541,790
	<b>SUBTOTAL REVENUES</b>	<b>6,485,489</b>	<b>11,235,637</b>	<b>11,541,790</b>
	<b>TOTAL</b>	<b>6,485,489</b>	<b>11,235,637</b>	<b>11,869,190</b>

2018 A & B TAR B					
COMMUNITY DEVELOPMENT					ACCOUNTING UNIT
2018 A & B TAR B					65518020
Account Code	LINE ITEM RESOURCES	ACTUAL FY 21-22	ACTUAL FY 22-23	ADOPTED FY 23-24	ADOPTED FY 24-25
62300	Contract Services-Professional	2,750	4,800	5,050	5,050
62401	Trustee Fee	3,600	3,600	3,600	3,600
	<b>SUBTOTAL CONTRACTUALS</b>	<b>6,350</b>	<b>8,400</b>	<b>8,650</b>	<b>8,650</b>
67300	Bond Principal	3,860,000	8,825,000	9,465,000	10,160,000
67310	Bond Interest	2,575,105	2,294,594	2,068,140	1,700,540
	<b>SUBTOTAL DEBT SERVICE</b>	<b>6,435,105</b>	<b>11,119,594</b>	<b>11,533,140</b>	<b>11,860,540</b>
	<b>TOTAL</b>	<b>6,441,455</b>	<b>11,127,994</b>	<b>11,541,790</b>	<b>11,869,190</b>

<b>COSA RDA DEPARTMENT RESOURCE SUMMARY COMMUNITY DEVELOPMENT</b>				
<b>ACTIVITIES</b>	<b>ACTUAL FY 21-22</b>	<b>ACTUAL FY 22-23</b>	<b>ADOPTED FY 23-24</b>	<b>ADOPTED FY 24-25</b>
<b>REVENUES</b>				
58000 Earning On Investments	2,817	5,457	0	0
58502 Gain on Sale of Land Held For	0	511,800	0	0
59000-671 Transfer From Fund 671	150,000	130,000	125,000	116,260
<b>TOTAL REVENUES</b>	<b>152,817</b>	<b>647,257</b>	<b>125,000</b>	<b>116,260</b>
<b>EXPENDITURES</b>				
67018843 COSA RDA ADMIN	78,414	52,314	125,000	123,580
67018850 COSA RDA OBLIGATIONS	0	598,000	0	0
<b>TOTAL EXPENDITURES</b>	<b>78,414</b>	<b>650,314</b>	<b>125,000</b>	<b>123,580</b>
<b>OPERATING EXPENSES</b>	<b>ACTUAL FY 21-22</b>	<b>ACTUAL FY 22-23</b>	<b>ADOPTED FY 23-24</b>	<b>ADOPTED FY 24-25</b>
61000 SALARIES & BENEFITS	49,715	25,082	61,350	57,550
62000 CONTRACTUALS	4,164	9,405	38,250	37,050
63000 COMMODITIES	104	252	5,880	6,420
65000 FIXED CHARGES	21,819	12,613	15,700	18,380
67000 DEBT SERVICE	2,612	4,961	3,820	4,180
69000 MISCELLANEOUS	0	598,000	0	0
<b>TOTAL</b>	<b>78,414</b>	<b>650,314</b>	<b>125,000</b>	<b>123,580</b>

<b>COSA RDA</b>					
<b>COMMUNITY DEVELOPMENT</b>				<b>ACCOUNTING UNIT</b>	
<b>COSA RDA REVENUE</b>				<b>67018002</b>	
<b>Account Code</b>	<b>LINE ITEM RESOURCES</b>	<b>ACTUAL FY 21-22</b>	<b>ACTUAL FY 22-23</b>	<b>ADOPTED FY 23-24</b>	<b>ADOPTED FY 24-25</b>
58000	Earning On Investments	2,817	5,457	0	0
58502	Gain on Sale of Land Held For	0	511,800	0	0
59000	Transfer From Fund 671	150,000	130,000	125,000	116,260
	<b>SUBTOTAL REVENUES</b>	<b>152,817</b>	<b>647,257</b>	<b>125,000</b>	<b>116,260</b>
	<b>TOTAL</b>	<b>152,817</b>	<b>647,257</b>	<b>125,000</b>	<b>116,260</b>

COSA RDA					
COMMUNITY DEVELOPMENT					ACCOUNTING UNIT
COSA RDA ADMIN					67018843
Account Code	LINE ITEM RESOURCES	ACTUAL FY 21-22	ACTUAL FY 22-23	ADOPTED FY 23-24	ADOPTED FY 24-25
61000	Salaries Regular	23,141	20,905	46,120	43,260
61010	Salaries Cash Out/Separation	32	0	0	0
61040	Salaries Overtime	280	0	0	0
61100	Retirement-Employer Normal Cost	991	398	7,400	2,360
61102	Retirement- Employer Unfunded- Miscellaneous	14,841	922	270	1,650
61120	Medicare Insurance	336	158	580	620
61130	Health Insurance	3,133	2,003	5,300	8,100
61170	Retiree Health Benefits	0	0	290	410
61180	Worker Compensation Insurance	6,960	697	1,390	1,150
	<b>SUBTOTAL SALARIES &amp; BENEFITS</b>	<b>49,715</b>	<b>25,082</b>	<b>61,350</b>	<b>57,550</b>
62010	Communications	1	0	1,200	0
62120	Training, Transportation, Meetings	0	0	100	100
62130	Tuition Reimbursement	0	5	0	0
62200	Advertising	0	2,080	0	0
62300	Contract Services-Professional	3,694	4,683	35,000	35,000
62302	Contracted Vendor Personnel Services	469	2,637	1,950	1,950
	<b>SUBTOTAL CONTRACTUALS</b>	<b>4,164</b>	<b>9,405</b>	<b>38,250</b>	<b>37,050</b>
63001	Miscellaneous Operating Expenses	104	252	5,880	6,420
	<b>SUBTOTAL COMMODITIES</b>	<b>104</b>	<b>252</b>	<b>5,880</b>	<b>6,420</b>
65000	Building Rental	5,410	6,580	6,580	7,400
65040	IT Maintenance Charge	5,300	2,340	1,540	2,490
65055	Communications- Landlines	0	0	0	350
65100	Insurance Charges	7,640	832	1,580	1,440
65105	Benefits Overhead	360	124	510	210
65210	Delivery Charges	280	0	0	0
65400	Indirect Costs	2,829	2,738	5,490	6,490
	<b>SUBTOTAL FIXED CHARGES</b>	<b>21,819</b>	<b>12,613</b>	<b>15,700</b>	<b>18,380</b>
67301	POB Principal-Misc	0	1,756	610	980
67311	POB Interest - Misc	2,612	3,205	3,210	3,200
	<b>SUBTOTAL DEBT SERVICE</b>	<b>2,612</b>	<b>4,961</b>	<b>3,820</b>	<b>4,180</b>
	<b>TOTAL</b>	<b>78,414</b>	<b>52,314</b>	<b>125,000</b>	<b>123,580</b>

<b>COSA RDA</b>				
<b>COMMUNITY DEVELOPMENT</b>				<b>ACCOUNTING UNIT</b>
<b>COSA RDA OBLIGATIONS</b>				<b>67018850</b>
<b>Account Code</b>	<b>LINE ITEM RESOURCES</b>	<b>ACTUAL FY 21-22</b>	<b>ACTUAL FY 22-23</b>	<b>ADOPTED FY 23-24</b>
69142	Payment to other Agencies	0	598,000	0
	<b>SUBTOTAL MISCELLANEOUS</b>	<b>0</b>	<b>598,000</b>	<b>0</b>
	<b>TOTAL</b>	<b>0</b>	<b>598,000</b>	<b>0</b>

<b>COSA RDA OBLIGATION RETIREMENT                      DEPARTMENT RESOURCE SUMMARY                      COMMUNITY DEVELOPMENT</b>				
ACTIVITIES	ACTUAL FY 21-22	ACTUAL FY 22-23	ADOPTED FY 23-24	ADOPTED FY 24-25
<b>REVENUES</b>				
50011 Property Tax	11,652,570	11,907,227	11,851,790	11,990,450
57960 Rental Of Property	208,124	190,781	226,480	226,480
58000 Earning On Investments	35,845	41,375	0	0
<b>TOTAL REVENUES</b>	<b>11,896,539</b>	<b>12,139,383</b>	<b>12,078,270</b>	<b>12,216,930</b>
<b>EXPENDITURES</b>				
67118021 COSA RDA OBLIG RETIRE DEBT SRV	7,059,443	11,771,614	12,078,270	12,216,930
<b>TOTAL EXPENDITURES</b>	<b>7,059,443</b>	<b>11,771,614</b>	<b>12,078,270</b>	<b>12,216,930</b>
OPERATING EXPENSES	ACTUAL FY 21-22	ACTUAL FY 22-23	ADOPTED FY 23-24	ADOPTED FY 24-25
62000 CONTRACTUALS	407,037	410,220	411,480	231,480
67000 DEBT SERVICE	16,930	0	0	0
68000 TRANSFERS	6,635,477	11,361,394	11,666,790	11,985,450
<b>TOTAL</b>	<b>7,059,443</b>	<b>11,771,614</b>	<b>12,078,270</b>	<b>12,216,930</b>

<b>COSA RDA OBLIGATION RETIREMENT</b>					
<b>COMMUNITY DEVELOPMENT</b>				<b>ACCOUNTING UNIT</b>	
<b>COSA RDA OBLIG RETIRE REV</b>				<b>67118002</b>	
<b>Account Code</b>	<b>LINE ITEM RESOURCES</b>	<b>ACTUAL FY 21-22</b>	<b>ACTUAL FY 22-23</b>	<b>ADOPTED FY 23-24</b>	<b>ADOPTED FY 24-25</b>
50011	Property Tax	11,652,570	11,907,227	11,851,790	11,990,450
57960	Rental Of Property	208,124	190,781	226,480	226,480
58000	Earning On Investments	35,845	41,375	0	0
	<b>SUBTOTAL REVENUES</b>	<b>11,896,539</b>	<b>12,139,383</b>	<b>12,078,270</b>	<b>12,216,930</b>
	<b>TOTAL</b>	<b>11,896,539</b>	<b>12,139,383</b>	<b>12,078,270</b>	<b>12,216,930</b>



<b>COSA RDA OBLIGATION RETIREMENT</b>					
<b>COMMUNITY DEVELOPMENT</b>				<b>ACCOUNTING UNIT</b>	
<b>COSA RDA OBLIG RETIRE DEBT SRV</b>				<b>67118021</b>	
<b>Account Code</b>	<b>LINE ITEM RESOURCES</b>	<b>ACTUAL FY 21-22</b>	<b>ACTUAL FY 22-23</b>	<b>ADOPTED FY 23-24</b>	<b>ADOPTED FY 24-25</b>
62400	Auditor Fee	566	352	5,000	5,000
62500	Rent Payments	406,471	409,868	406,480	226,480
	<b>SUBTOTAL CONTRACTUALS</b>	<b>407,037</b>	<b>410,220</b>	<b>411,480</b>	<b>231,480</b>
67210	Interest-Leases	16,930	0	0	0
	<b>SUBTOTAL DEBT SERVICE</b>	<b>16,930</b>	<b>0</b>	<b>0</b>	<b>0</b>
68000	Transfer to Fund 655	6,485,477	11,231,394	11,541,790	11,869,190
68000	Transfer to Fund 670	150,000	130,000	125,000	116,260
	<b>SUBTOTAL TRANSFERS</b>	<b>6,635,477</b>	<b>11,361,394</b>	<b>11,666,790</b>	<b>11,985,450</b>
	<b>TOTAL</b>	<b>7,059,443</b>	<b>11,771,614</b>	<b>12,078,270</b>	<b>12,216,930</b>

# Information Technology

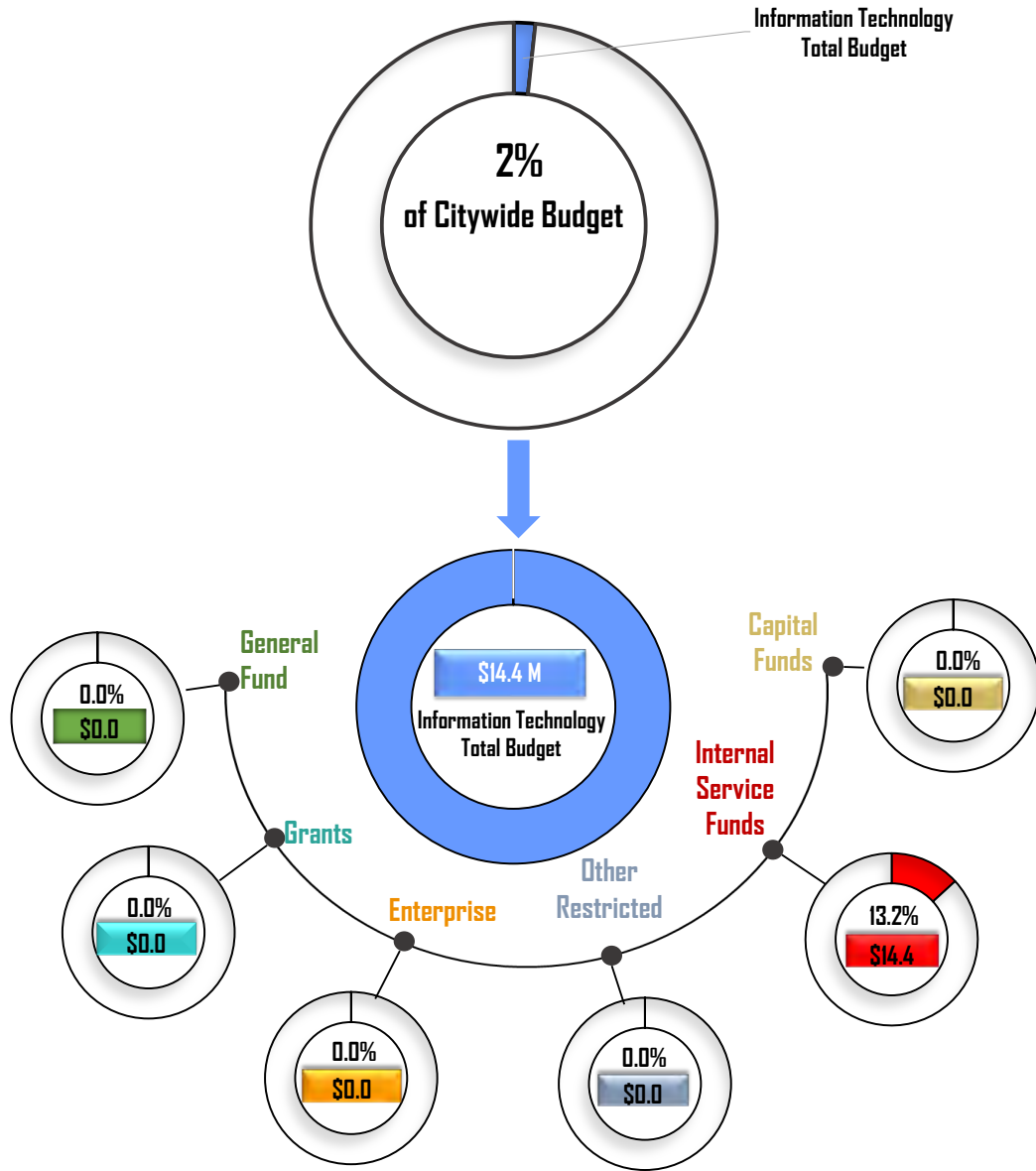
**Departmental / Program Information**

FY 24 -25 Adopted Budget

<b>Information Technology Position Summary</b>			
<b>Authorized Personnel</b>	<b>Funded FY 23-24</b>	<b>Workforce Changes</b>	<b>Funded FY 24-25</b>
Chief Technology Innovations Officer (EM)	1		1
Executive Secretary (UC)	1		1
GIS Administrator	1		1
GIS Systems Analyst / Programmer	2		2
Information Services Representative	1		1
Information Technology Applications Manager (MM)*	1		1
Information Technology Infrastructure Manager (MM)*	1		1
Information Technology Infrastructure Supervisor (AM)	1		1
Information Technology Support Supervisor	1		1
Information Technology Support Technician II	3		3
Network Specialist / WAN Systems Administrator	1		1
Principal Programmer Analyst	7		7
Programmer Analyst	1		1
Senior Programmer Analyst	1		1
Senior Systems Administrator	1		1
<b>Authorized Total</b>	<b>24</b>	<b>0</b>	<b>24</b>

*\*Job Title Change in FY 23-24 Mid-Year Report Reso #2024-002*

INTERNAL SERVICE FUND	24.00
<b>TOTAL FUNDED POSITIONS</b>	<b>24.00</b>



# Information Technology

## REVENUE

Fund	ACTUAL FY 21-22	ACTUAL FY 22-23	ADOPTED FY 23-24	ADOPTED FY 24-25
109 INFO SYS STRATEGIC PLAN	8,473,885	8,085,022	9,457,040	10,746,710
<b>TOTAL REVENUE</b>	<b>8,473,885</b>	<b>8,085,022</b>	<b>9,457,040</b>	<b>10,746,710</b>

## EXPENDITURE

Fund	ACTUAL FY 21-22	ACTUAL FY 22-23	ADOPTED FY 23-24	ADOPTED FY 24-25
109 INFO SYS STRATEGIC PLAN	8,724,298	9,410,965	13,120,630	14,373,920
181 American Rescue Plan Act	155,408	62,257	-	-
<b>TOTAL EXPENDITURE</b>	<b>8,879,707</b>	<b>9,473,221</b>	<b>13,120,630</b>	<b>14,373,920</b>

# Information Technology

## Department Programs



### Administration

To provide management, administrative, and fiscal support to the Information Technology Department.



### Applications Division

The Applications Division is responsible for overseeing the City's enterprise business systems as well as many departmental and cross-departmental business systems.



### Infrastructure Division

The Infrastructure Division is responsible for managing the City's core technical infrastructure, including the City's wired and wireless networks, the City's data centers, City's telecommunication systems, and Cybersecurity.



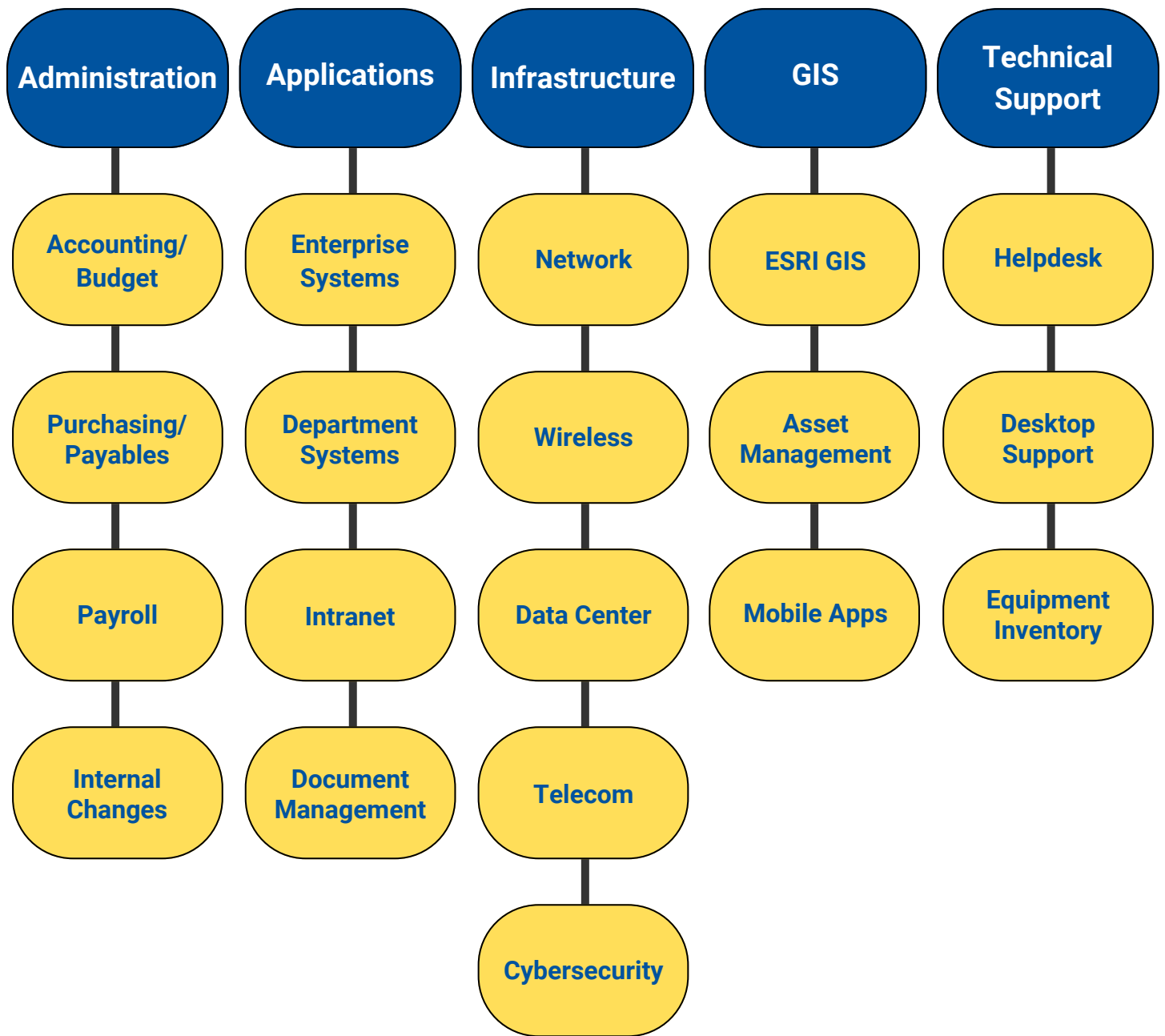
### Geographic Information Systems (GIS)

The GIS group is responsible for managing the City's geospatial information systems. These include the City's GIS system and GIS-based Asset Management and work order systems.



### Technical Support

The Technical Support group is responsible for providing IT support to the City's employees. This includes help desk support, desktop support, and inventory management of end-user devices.



# Department Summary

The Information Technology Department is an Internal Service department within the City of Santa Ana organization. The department is responsible for advising, implementing, and supporting technology for all of the City departments. The core services include managing the City's technical infrastructure; managing the lifecycle of City business applications; and providing user technical support, including managing the lifecycle of the City's IT assets, in order to allow other City departments to provide services as efficiently and cost-effectively as possible.

## Accomplishments

### Cybersecurity Improvements

- Implemented several new cybersecurity tools and hired a dedicated Cyber Security Officer

### Digital Transformation

- Created several online forms to streamline city processes
- Implemented a new website for the Santa Ana Zoo

### Infrastructure Enhancements

- Replaced legacy firewalls with upgraded to next generation firewalls
- Completed several infrastructure projects with PD IT staff, including upgrade of NetMotion system for vehicle connectivity, and technology upgrade of the interview room
- Replaced the Data Center air conditioning units
- Commenced the City's wireless communication technology upgrade
- Supported more than 20 low voltage/network facility projects

### Application Enhancements

- Implemented functionality to the City's Land management system, for solar permitting, online payments, SD-8 zoning warning, and automated year end fee uploads
- Upgraded the City's human resource/payroll system
- Upgrade the City's financial system and migrated to windows server 2019
- Continued multi-year implementation project to replace the City's Land Management System (LMS)
- Upgraded the City's Fleet management system and migrated to the Cloud
- Upgraded the Cityworks asset management system to maintain support levels
- Upgraded Housing Authority's document management system



# Strategic Priorities



## Financial Stability

Protect and enhance revenue streams while maintaining a healthy reserve balance to provide for the expenditure of funds in support of the long-term priorities of the City's strategic plan.



## Community Safety

Provide a safe environment for residents and visitors while reducing crime and addressing the impacts of homelessness on our quality of life.



## Modern Facilities & Infrastructure

Ensure maintenance and preservation of City facilities and roadways to better serve the population and visitors.








## Efficient City Services

Streamline the methods of providing services to help ensure doing business with the City is easier and more efficient.



## Economic Diversification & Expansion

Enhance economic vitality by growing revenue streams, attracting quality jobs, diverse businesses and desired amenities for residents.

Strategic Plan & Goals For FY 2024-25					
Make an ERP System Selection	X				
Continue Implementing the City's new Land Management System				X	
Enhance the City's Cybersecurity Program	X				
Complete the City's Wireless Communication technology Upgrade			X		
Roll Out Windows 11 to End-Users			X		

# Key Performance Measures

Strategic Priority: Efficient City Services

Measure	5-Year Trajectory	FY 22-23 Annual	FY 23-24 Target	FY 24-25 Target
Cost Reductions Directly Related to Modernizations	Steady	\$1.0 M	\$1.0 M	\$1.0 M
Number of City Services Offered Online	Modest	104	100	110

**INFO SYS STRATEGIC PLAN  
DEPARTMENT RESOURCE SUMMARY**

**INFORMATION TECHNOLOGY**

<b>ACTIVITIES</b>		<b>ACTUAL FY 21-22</b>	<b>ACTUAL FY 22-23</b>	<b>ADOPTED FY 23-24</b>	<b>ADOPTED FY 24-25</b>
<b>REVENUES</b>					
56000	Charges To Departments	183,663	384,116	0	205,980
56020	IT Maintenance Charge to Department	5,648,300	5,649,630	6,286,480	6,915,130
56021	IT Department Specific Charge	936,910	1,344,090	1,643,210	1,692,510
56022	IT Communication Charge to Department	1,549,597	1,508,927	1,527,350	366,530
56024	IT Printer Charges to Department	0	186,319	0	230,000
56025	Communications- Landlines	0	0	0	1,160,670
57000	Expense Reimbursement	35,302	38,065	0	33,440
57010	Miscellaneous Recoveries	42,246	42,000	0	42,450
58000	Earning On Investments	104,399	136,617	0	100,000
58002	Net Increase (Decrease) In Fai	(26,532)	(1,204,742)	0	0
<b>TOTAL REVENUES</b>		<b>8,473,885</b>	<b>8,085,022</b>	<b>9,457,040</b>	<b>10,746,710</b>
<b>EXPENDITURES</b>					
10920140	NETWORK & TELECOMMUNICATIONS	1,720,038	1,487,900	5,031,420	5,342,480
10920141	ENTERPRISES SYSTEMS	2,723,645	2,949,833	5,030,870	5,378,380
10920143	SPECIALIZED SYSTEMS	814,265	781,544	0	0
10920146	ADMINISTRATION & PROJECTS	587,584	542,359	696,160	740,870
10920147	DATA CENTER	1,150,062	1,264,474	0	0
10920148	TECHNOLOGY & SUPPORT SERVICES	853,026	827,026	1,106,000	1,165,120
10920149	PROJECTS	875,678	1,557,828	1,256,180	1,747,070
<b>TOTAL EXPENDITURES</b>		<b>8,724,298</b>	<b>9,410,965</b>	<b>13,120,630</b>	<b>14,373,920</b>
<b>OPERATING EXPENSES</b>		<b>ACTUAL FY 21-22</b>	<b>ACTUAL FY 22-23</b>	<b>ADOPTED FY 23-24</b>	<b>ADOPTED FY 24-25</b>
61000	SALARIES & BENEFITS	3,093,533	2,688,754	3,762,500	4,072,330
62000	CONTRACTUALS	4,073,525	4,458,988	7,768,080	7,592,850
63000	COMMODITIES	156,059	138,097	93,500	93,500
65000	FIXED CHARGES	648,521	706,673	816,170	967,460
66000	CAPITAL	666,287	1,254,366	554,480	1,509,690
67000	DEBT SERVICE	86,374	164,086	125,900	138,090
<b>TOTAL</b>		<b>8,724,298</b>	<b>9,410,965</b>	<b>13,120,630</b>	<b>14,373,920</b>

INFO SYS STRATEGIC PLAN					
INFORMATION TECHNOLOGY PROJECTS					ACCOUNTING UNIT
					10920149
Account Code	LINE ITEM RESOURCES	ACTUAL FY 21-22	ACTUAL FY 22-23	ADOPTED FY 23-24	ADOPTED FY 24-25
61020	Salaries Part-Time	14,789	30,534	0	0
61110	Part-Time Retirement	555	1,000	0	0
61120	Medicare Insurance	214	387	0	0
61180	Worker Compensation Insurance	0	1,826	860	1,690
	<b>SUBTOTAL SALARIES &amp; BENEFITS</b>	<b>15,558</b>	<b>33,747</b>	<b>860</b>	<b>1,690</b>
62300	Contract Services-Professional	123,367	415,463	1,254,130	957,870
	<b>SUBTOTAL CONTRACTUALS</b>	<b>123,367</b>	<b>415,463</b>	<b>1,254,130</b>	<b>957,870</b>
63001	Miscellaneous Operating Expenses	97,905	16	0	0
63202	Operating Materials & Supplies	0	90,054	0	0
	<b>SUBTOTAL COMMODITIES</b>	<b>97,905</b>	<b>90,069</b>	<b>0</b>	<b>0</b>
65100	Insurance Charges	0	2,275	1,040	2,210
65105	Benefits Overhead	0	329	150	300
65400	Indirect Costs	0	5,200	0	0
	<b>SUBTOTAL FIXED CHARGES</b>	<b>0</b>	<b>7,804</b>	<b>1,190</b>	<b>2,510</b>
66400	Machinery & Equipment	25,314	579,179	0	100,000
66510	Computer Software	613,534	431,566	0	685,000
	<b>SUBTOTAL CAPITAL</b>	<b>638,848</b>	<b>1,010,745</b>	<b>0</b>	<b>785,000</b>
	<b>TOTAL</b>	<b>875,678</b>	<b>1,557,828</b>	<b>1,256,180</b>	<b>1,747,070</b>

INFO SYS STRATEGIC PLAN					
INFORMATION TECHNOLOGY				ACCOUNTING UNIT	
INFORMATION TECHNOLOGY REVENUE				10920002	
Account Code	LINE ITEM RESOURCES	ACTUAL FY 21-22	ACTUAL FY 22-23	ADOPTED FY 23-24	ADOPTED FY 24-25
56000	Charges To Departments	183,663	384,116	0	205,980
56020	IT Maintenance Charge to Department	5,648,300	5,649,630	6,286,480	6,915,130
56021	IT Department Specific Charge	936,910	1,344,090	1,643,210	1,692,510
56022	IT Communication Charge to Department	1,549,597	1,508,927	1,527,350	366,530
56024	IT Printer Charges to Department	0	186,319	0	230,000
56025	Communications- Landlines	0	0	0	1,160,670
57000	Expense Reimbursement	35,302	38,065	0	33,440
57010	Miscellaneous Recoveries	42,246	42,000	0	42,450
58000	Earning On Investments	104,399	136,617	0	100,000
58002	Net Increase (Decrease) In Fai	(26,532)	(1,204,742)	0	0
<b>SUBTOTAL REVENUES</b>		<b>8,473,885</b>	<b>8,085,022</b>	<b>9,457,040</b>	<b>10,746,710</b>
<b>TOTAL</b>		<b>8,473,885</b>	<b>8,085,022</b>	<b>9,457,040</b>	<b>10,746,710</b>

INFO SYS STRATEGIC PLAN					
INFORMATION TECHNOLOGY				ACCOUNTING UNIT	
NETWORK & TELECOMMUNICATIONS				10920140	
Account Code	LINE ITEM RESOURCES	ACTUAL FY 21-22	ACTUAL FY 22-23	ADOPTED FY 23-24	ADOPTED FY 24-25
61000	Salaries Regular	233,234	229,107	574,000	631,920
61040	Salaries Overtime	482	0	0	0
61100	Retirement-Employer Normal Cost	16,420	8,713	56,720	60,480
61102	Retirement- Employer Unfunded- Miscellaneous	96,090	20,201	21,990	15,970
61120	Medicare Insurance	3,376	3,242	8,300	9,150
61130	Health Insurance	18,168	15,075	97,560	117,720
61170	Retiree Health Benefits	1,289	1,759	3,010	6,150
61180	Worker Compensation Insurance	20,040	13,635	16,520	12,660
	<b>SUBTOTAL SALARIES &amp; BENEFITS</b>	<b>389,099</b>	<b>291,732</b>	<b>778,100</b>	<b>854,050</b>
62010	Communications	759,429	524,864	821,440	818,000
62300	Contract Services-Professional	13,407	32,910	208,000	214,240
62302	Contracted Vendor Personnel Services	304,847	331,021	1,425,000	1,496,250
62305	Software Licenses & Subscripti	0	15,691	13,300	12,600
62306	Software Maintenance & Support	70,148	159,070	1,002,640	1,005,060
62307	Hardware Maintenance & Support	93,940	25,150	319,000	328,460
	<b>SUBTOTAL CONTRACTUALS</b>	<b>1,241,771</b>	<b>1,088,706</b>	<b>3,789,380</b>	<b>3,874,610</b>
63001	Miscellaneous Operating Expenses	3,513	8,733	10,000	10,000
63202	Operating Materials & Supplies	0	0	20,000	20,000
63300	Gas & Diesel	505	862	500	500
	<b>SUBTOTAL COMMODITIES</b>	<b>4,018</b>	<b>9,595</b>	<b>30,500</b>	<b>30,500</b>
65000	Building Rental	4,770	5,800	120,660	135,680
65010	Rental City Equipment	5,052	5,556	3,730	4,030
65012	Accident Repair & Replacement	133	132	0	0
65055	Communications- Landlines	0	0	0	4,130
65100	Insurance Charges	24,190	16,987	19,920	16,580
65105	Benefits Overhead	800	2,459	2,420	2,280
65210	Delivery Charges	190	0	0	0
65400	Indirect Costs	35,384	37,990	98,270	119,430
	<b>SUBTOTAL FIXED CHARGES</b>	<b>70,519</b>	<b>68,924</b>	<b>245,000</b>	<b>282,130</b>
66400	Machinery & Equipment	0	0	108,380	108,380
66511	Computer Software Subscriptions	0	0	57,850	168,450
	<b>SUBTOTAL CAPITAL</b>	<b>0</b>	<b>0</b>	<b>166,230</b>	<b>276,830</b>
67301	POB Principal-Misc	0	10,247	3,520	5,690
67311	POB Interest - Misc	14,631	18,697	18,690	18,670
	<b>SUBTOTAL DEBT SERVICE</b>	<b>14,631</b>	<b>28,944</b>	<b>22,210</b>	<b>24,360</b>
	<b>TOTAL</b>	<b>1,720,038</b>	<b>1,487,900</b>	<b>5,031,420</b>	<b>5,342,480</b>

INFO SYS STRATEGIC PLAN					
INFORMATION TECHNOLOGY				ACCOUNTING UNIT	
ENTERPRISES SYSTEMS				10920141	
Account Code	LINE ITEM RESOURCES	ACTUAL FY 21-22	ACTUAL FY 22-23	ADOPTED FY 23-24	ADOPTED FY 24-25
61000	Salaries Regular	1,026,613	1,120,218	1,451,800	1,537,230
61010	Salaries Cash Out/Separation	8,539	11,032	0	0
61020	Salaries Part-Time	2,456	16,450	0	0
61040	Salaries Overtime	10,522	9,032	0	0
61100	Retirement-Employer Normal Cost	61,211	63,333	121,810	146,730
61102	Retirement- Employer Unfunded- Miscellaneous	268,594	146,831	145,840	168,170
61110	Part-Time Retirement	92	606	0	0
61120	Medicare Insurance	14,811	15,658	20,990	22,250
61130	Health Insurance	153,609	164,707	230,730	245,520
61170	Retiree Health Benefits	1,569	1,649	1,680	14,970
61180	Worker Compensation Insurance	69,540	67,358	66,500	69,760
	<b>SUBTOTAL SALARIES &amp; BENEFITS</b>	<b>1,617,557</b>	<b>1,616,874</b>	<b>2,039,350</b>	<b>2,204,630</b>
62010	Communications	0	0	29,900	2,280
62300	Contract Services-Professional	222,758	121,089	449,700	463,190
62302	Contracted Vendor Personnel Services	55,819	51,722	800,000	840,000
62305	Software Licenses & Subscripti	71,160	234,333	121,660	30,000
62306	Software Maintenance & Support	391,892	470,082	721,580	815,200
	<b>SUBTOTAL CONTRACTUALS</b>	<b>741,628</b>	<b>877,226</b>	<b>2,122,840</b>	<b>2,150,670</b>
63001	Miscellaneous Operating Expenses	882	143	0	0
	<b>SUBTOTAL COMMODITIES</b>	<b>882</b>	<b>143</b>	<b>0</b>	<b>0</b>
65000	Building Rental	78,280	95,210	95,210	107,060
65055	Communications- Landlines	0	0	0	9,920
65100	Insurance Charges	83,960	83,922	80,170	91,390
65105	Benefits Overhead	3,970	12,147	11,870	12,550
65210	Delivery Charges	1,020	0	0	0
65400	Indirect Costs	157,379	189,815	235,040	290,540
	<b>SUBTOTAL FIXED CHARGES</b>	<b>324,609</b>	<b>381,094</b>	<b>422,290</b>	<b>511,460</b>
66511	Computer Software Subscriptions	0	0	388,250	447,860
	<b>SUBTOTAL CAPITAL</b>	<b>0</b>	<b>0</b>	<b>388,250</b>	<b>447,860</b>
67301	POB Principal-Misc	0	26,209	9,210	14,900
67311	POB Interest - Misc	38,968	48,287	48,930	48,860
	<b>SUBTOTAL DEBT SERVICE</b>	<b>38,968</b>	<b>74,496</b>	<b>58,140</b>	<b>63,760</b>
	<b>TOTAL</b>	<b>2,723,645</b>	<b>2,949,833</b>	<b>5,030,870</b>	<b>5,378,380</b>

INFO SYS STRATEGIC PLAN					
INFORMATION TECHNOLOGY				ACCOUNTING UNIT	
SPECIALIZED SYSTEMS				10920143	
Account Code	LINE ITEM RESOURCES	ACTUAL FY 21-22	ACTUAL FY 22-23	ADOPTED FY 23-24	ADOPTED FY 24-25
61000	Salaries Regular	116,076	125,979	0	0
61040	Salaries Overtime	126	0	0	0
61100	Retirement-Employer Normal Cost	13,813	13,820	0	0
61102	Retirement- Employer Unfunded- Miscellaneous	17,909	32,039	0	0
61120	Medicare Insurance	1,616	1,710	0	0
61130	Health Insurance	275	478	0	0
61180	Worker Compensation Insurance	13,410	7,472	0	0
	<b>SUBTOTAL SALARIES &amp; BENEFITS</b>	<b>163,224</b>	<b>181,497</b>	<b>0</b>	<b>0</b>
62010	Communications	12,113	12,885	0	0
62300	Contract Services-Professional	134	0	0	0
62302	Contracted Vendor Personnel Services	386,221	329,622	0	0
62305	Software Licenses & Subscripti	0	1,271	0	0
62306	Software Maintenance & Support	216,564	223,061	0	0
	<b>SUBTOTAL CONTRACTUALS</b>	<b>615,031</b>	<b>566,839</b>	<b>0</b>	<b>0</b>
63001	Miscellaneous Operating Expenses	503	421	0	0
	<b>SUBTOTAL COMMODITIES</b>	<b>503</b>	<b>421</b>	<b>0</b>	<b>0</b>
65100	Insurance Charges	16,190	9,309	0	0
65105	Benefits Overhead	810	1,347	0	0
65400	Indirect Costs	17,593	20,860	0	0
	<b>SUBTOTAL FIXED CHARGES</b>	<b>34,593</b>	<b>31,517</b>	<b>0</b>	<b>0</b>
67301	POB Principal-Misc	0	615	0	0
67311	POB Interest - Misc	914	655	0	0
	<b>SUBTOTAL DEBT SERVICE</b>	<b>914</b>	<b>1,269</b>	<b>0</b>	<b>0</b>
	<b>TOTAL</b>	<b>814,265</b>	<b>781,544</b>	<b>0</b>	<b>0</b>



INFO SYS STRATEGIC PLAN					
INFORMATION TECHNOLOGY					ACCOUNTING UNIT
ADMINISTRATION & PROJECTS					10920146
Account Code	LINE ITEM RESOURCES	ACTUAL FY 21-22	ACTUAL FY 22-23	ADOPTED FY 23-24	ADOPTED FY 24-25
61000	Salaries Regular	293,594	307,837	337,110	361,820
61010	Salaries Cash Out/Separation	3,753	0	0	0
61040	Salaries Overtime	0	152	0	0
61100	Retirement-Employer Normal Cost	11,146	10,764	24,070	25,050
61102	Retirement- Employer Unfunded- Miscellaneous	77,196	24,955	17,520	28,710
61120	Medicare Insurance	4,336	4,482	4,870	5,220
61130	Health Insurance	45,500	35,729	73,320	68,280
61170	Retiree Health Benefits	1,987	2,086	2,090	3,430
61180	Worker Compensation Insurance	17,920	16,866	17,050	17,010
	<b>SUBTOTAL SALARIES &amp; BENEFITS</b>	<b>455,432</b>	<b>402,872</b>	<b>476,030</b>	<b>509,520</b>
62010	Communications	0	0	3,440	0
62120	Training, Transportation, Meetings	4,041	5,055	20,000	20,000
62130	Tuition Reimbursement	0	0	2,000	2,000
62300	Contract Services-Professional	2,378	5,841	10,000	10,300
62302	Contracted Vendor Personnel Services	0	11,445	36,000	33,750
62600	Parking Validation	325	1,418	700	700
62700	Auto Expense	6,000	6,000	6,000	6,000
	<b>SUBTOTAL CONTRACTUALS</b>	<b>12,744</b>	<b>29,759</b>	<b>78,140</b>	<b>72,750</b>
63001	Miscellaneous Operating Expenses	40,098	10,248	43,000	43,000
	<b>SUBTOTAL COMMODITIES</b>	<b>40,098</b>	<b>10,248</b>	<b>43,000</b>	<b>43,000</b>
65055	Communications- Landlines	0	0	0	2,480
65100	Insurance Charges	21,630	21,014	20,550	22,280
65105	Benefits Overhead	810	3,041	3,040	3,060
65210	Delivery Charges	290	0	0	0
65400	Indirect Costs	44,450	52,342	57,720	68,390
	<b>SUBTOTAL FIXED CHARGES</b>	<b>67,180</b>	<b>76,397</b>	<b>81,310</b>	<b>96,210</b>
66511	Computer Software Subscriptions	0	37	0	0
	<b>SUBTOTAL CAPITAL</b>	<b>0</b>	<b>37</b>	<b>0</b>	<b>0</b>
67301	POB Principal-Misc	0	8,159	2,800	4,530
67311	POB Interest - Misc	12,131	14,886	14,880	14,860
	<b>SUBTOTAL DEBT SERVICE</b>	<b>12,131</b>	<b>23,045</b>	<b>17,680</b>	<b>19,390</b>
	<b>TOTAL</b>	<b>587,584</b>	<b>542,359</b>	<b>696,160</b>	<b>740,870</b>

INFO SYS STRATEGIC PLAN					
INFORMATION TECHNOLOGY				ACCOUNTING UNIT	
DATA CENTER				10920147	
Account Code	LINE ITEM RESOURCES	ACTUAL FY 21-22	ACTUAL FY 22-23	ADOPTED FY 23-24	ADOPTED FY 24-25
61000	Salaries Regular	51,223	0	0	0
61100	Retirement-Employer Normal Cost	1,974	0	0	0
61102	Retirement- Employer Unfunded- Miscellaneous	6,131	0	0	0
61120	Medicare Insurance	745	0	0	0
61130	Health Insurance	3,158	0	0	0
61170	Retiree Health Benefits	468	0	0	0
	<b>SUBTOTAL SALARIES &amp; BENEFITS</b>	<b>63,698</b>	<b>0</b>	<b>0</b>	<b>0</b>
62010	Communications	7,459	7,735	0	0
62300	Contract Services-Professional	9,863	343	0	0
62302	Contracted Vendor Personnel Services	615,854	573,349	0	0
62305	Software Licenses & Subscripti	15,946	38,090	0	0
62306	Software Maintenance & Support	263,237	272,203	0	0
62307	Hardware Maintenance & Support	44,302	166,165	0	0
	<b>SUBTOTAL CONTRACTUALS</b>	<b>956,661</b>	<b>1,057,885</b>	<b>0</b>	<b>0</b>
63001	Miscellaneous Operating Expenses	4,254	21	0	0
63202	Operating Materials & Supplies	1,628	11,250	0	0
	<b>SUBTOTAL COMMODITIES</b>	<b>5,882</b>	<b>11,271</b>	<b>0</b>	<b>0</b>
65000	Building Rental	94,430	114,860	0	0
65210	Delivery Charges	70	0	0	0
65400	Indirect Costs	7,755	0	0	0
	<b>SUBTOTAL FIXED CHARGES</b>	<b>102,255</b>	<b>114,860</b>	<b>0</b>	<b>0</b>
66400	Machinery & Equipment	20,960	19,574	0	0
66511	Computer Software Subscriptions	0	60,883	0	0
	<b>SUBTOTAL CAPITAL</b>	<b>20,960</b>	<b>80,458</b>	<b>0</b>	<b>0</b>
67311	POB Interest - Misc	605	0	0	0
	<b>SUBTOTAL DEBT SERVICE</b>	<b>605</b>	<b>0</b>	<b>0</b>	<b>0</b>
	<b>TOTAL</b>	<b>1,150,062</b>	<b>1,264,474</b>	<b>0</b>	<b>0</b>

INFO SYS STRATEGIC PLAN					
INFORMATION TECHNOLOGY				ACCOUNTING UNIT	
TECHNOLOGY & SUPPORT SERVICES				10920148	
Account Code	LINE ITEM RESOURCES	ACTUAL FY 21-22	ACTUAL FY 22-23	ADOPTED FY 23-24	ADOPTED FY 24-25
61000	Salaries Regular	180,152	102,703	303,150	335,370
61010	Salaries Cash Out/Separation	11,638	0	0	0
61040	Salaries Overtime	330	1,237	0	0
61100	Retirement-Employer Normal Cost	21,438	11,329	38,050	40,980
61102	Retirement- Employer Unfunded- Miscellaneous	131,039	26,264	28,100	18,110
61120	Medicare Insurance	2,759	1,451	4,400	4,860
61130	Health Insurance	24,568	12,916	84,000	94,080
61170	Retiree Health Benefits	0	0	0	3,360
61180	Worker Compensation Insurance	17,040	6,132	10,460	5,680
	<b>SUBTOTAL SALARIES &amp; BENEFITS</b>	<b>388,964</b>	<b>162,032</b>	<b>468,160</b>	<b>502,440</b>
62010	Communications	0	0	4,590	0
62300	Contract Services-Professional	146,505	155,314	160,000	160,000
62302	Contracted Vendor Personnel Services	181,848	267,797	300,000	315,000
62306	Software Maintenance & Support	53,970	0	59,000	61,950
	<b>SUBTOTAL CONTRACTUALS</b>	<b>382,323</b>	<b>423,110</b>	<b>523,590</b>	<b>536,950</b>
63001	Miscellaneous Operating Expenses	2,017	270	0	0
63202	Operating Materials & Supplies	4,754	16,078	20,000	20,000
	<b>SUBTOTAL COMMODITIES</b>	<b>6,770</b>	<b>16,348</b>	<b>20,000</b>	<b>20,000</b>
65055	Communications- Landlines	0	0	0	3,310
65100	Insurance Charges	20,570	7,640	12,610	7,430
65105	Benefits Overhead	1,360	1,106	1,870	1,020
65210	Delivery Charges	110	0	0	0
65400	Indirect Costs	27,324	17,331	51,900	63,390
	<b>SUBTOTAL FIXED CHARGES</b>	<b>49,364</b>	<b>26,077</b>	<b>66,380</b>	<b>75,150</b>
66400	Machinery & Equipment	6,479	161,782	0	0
66511	Computer Software Subscriptions	0	1,344	0	0
	<b>SUBTOTAL CAPITAL</b>	<b>6,479</b>	<b>163,127</b>	<b>0</b>	<b>0</b>
67301	POB Principal-Misc	0	12,863	4,410	7,150
67311	POB Interest - Misc	19,125	23,469	23,460	23,430
	<b>SUBTOTAL DEBT SERVICE</b>	<b>19,125</b>	<b>36,332</b>	<b>27,870</b>	<b>30,580</b>
	<b>TOTAL</b>	<b>853,026</b>	<b>827,026</b>	<b>1,106,000</b>	<b>1,165,120</b>

**American Rescue Plan Act  
DEPARTMENT RESOURCE SUMMARY**

**INFORMATION TECHNOLOGY**

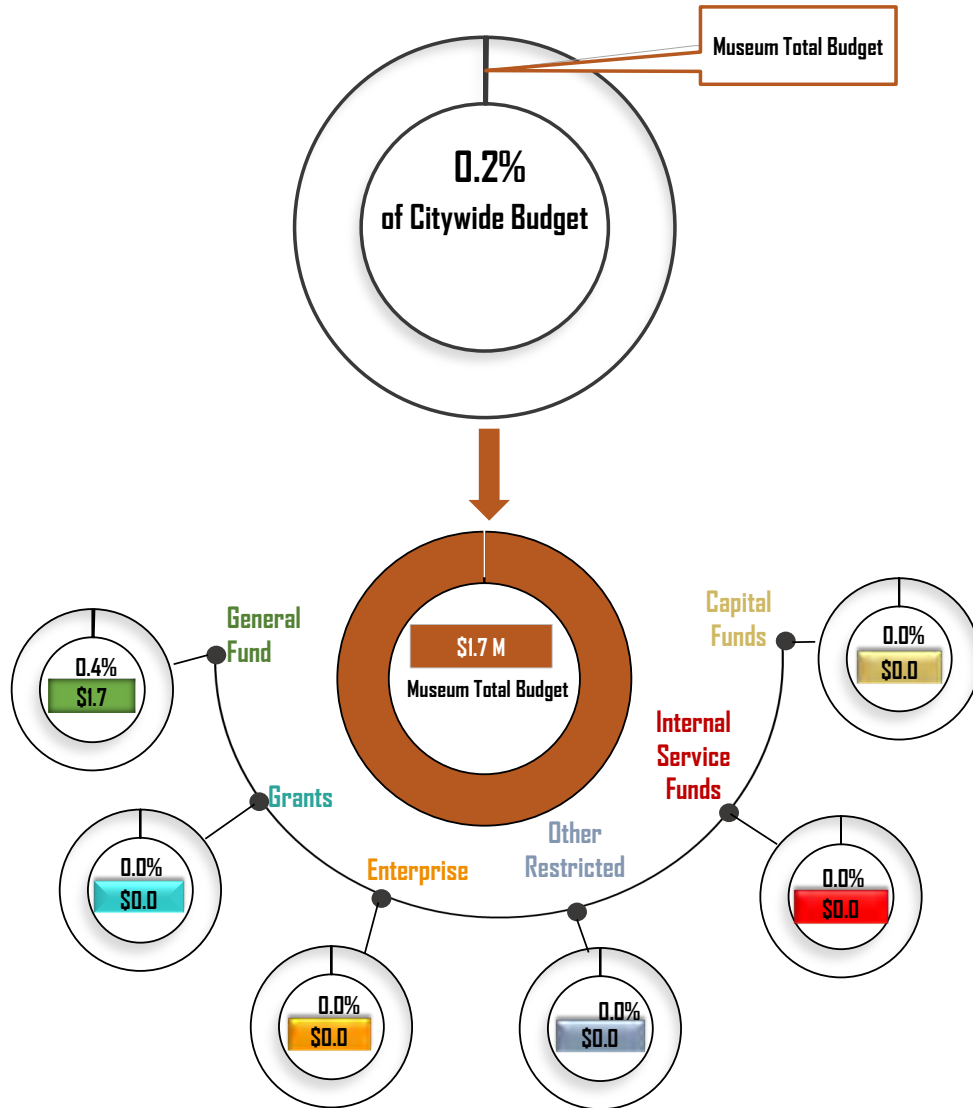
<b>ACTIVITIES</b>		<b>ACTUAL FY 21-22</b>	<b>ACTUAL FY 22-23</b>	<b>ADOPTED FY 23-24</b>	<b>ADOPTED FY 24-25</b>
EXPENDITURES					
18120013	ARPA - IT	155,408	62,257	0	0
	TOTAL EXPENDITURES	155,408	62,257	0	0
<b>OPERATING EXPENSES</b>		<b>ACTUAL FY 21-22</b>	<b>ACTUAL FY 22-23</b>	<b>ADOPTED FY 23-24</b>	<b>ADOPTED FY 24-25</b>
62000	CONTRACTUALS	64,594	33,820	0	0
63000	COMMODITIES	90,681	28,437	0	0
66000	CAPITAL	133	0	0	0
	<b>TOTAL</b>	<b>155,408</b>	<b>62,257</b>	<b>0</b>	<b>0</b>

American Rescue Plan Act					
INFORMATION TECHNOLOGY				ACCOUNTING UNIT	
ARPA - IT				18120013	
Account Code	LINE ITEM RESOURCES	ACTUAL FY 21-22	ACTUAL FY 22-23	ADOPTED FY 23-24	ADOPTED FY 24-25
62300	Contract Services-Professional	36,159	24,386	0	0
62305	Software Licenses & Subscripti	24,000	0	0	0
62306	Software Maintenance & Support	2,828	6,216	0	0
62307	Hardware Maintenance & Support	1,607	3,218	0	0
	<b>SUBTOTAL CONTRACTUALS</b>	<b>64,594</b>	<b>33,820</b>	<b>0</b>	<b>0</b>
63001	Miscellaneous Operating Expenses	90,681	28,437	0	0
	<b>SUBTOTAL COMMODITIES</b>	<b>90,681</b>	<b>28,437</b>	<b>0</b>	<b>0</b>
66220	Improvements Other Than Building	133	0	0	0
	<b>SUBTOTAL CAPITAL</b>	<b>133</b>	<b>0</b>	<b>0</b>	<b>0</b>
	<b>TOTAL</b>	<b>155,408</b>	<b>62,257</b>	<b>0</b>	<b>0</b>

# Museum Fund

**Departmental / Program Information**

FY 24 -25 Adopted Budget



# Museum Fund

## EXPENDITURE

Fund	ACTUAL FY 21-22	ACTUAL FY 22-23	ADOPTED FY 23-24	ADOPTED FY 24-25
011 GENERAL FUND	1,473,170	2,566,833	1,674,210	1,715,320
<b>TOTAL EXPENDITURE</b>	<b>1,473,170</b>	<b>2,566,833</b>	<b>1,674,210</b>	<b>1,715,320</b>

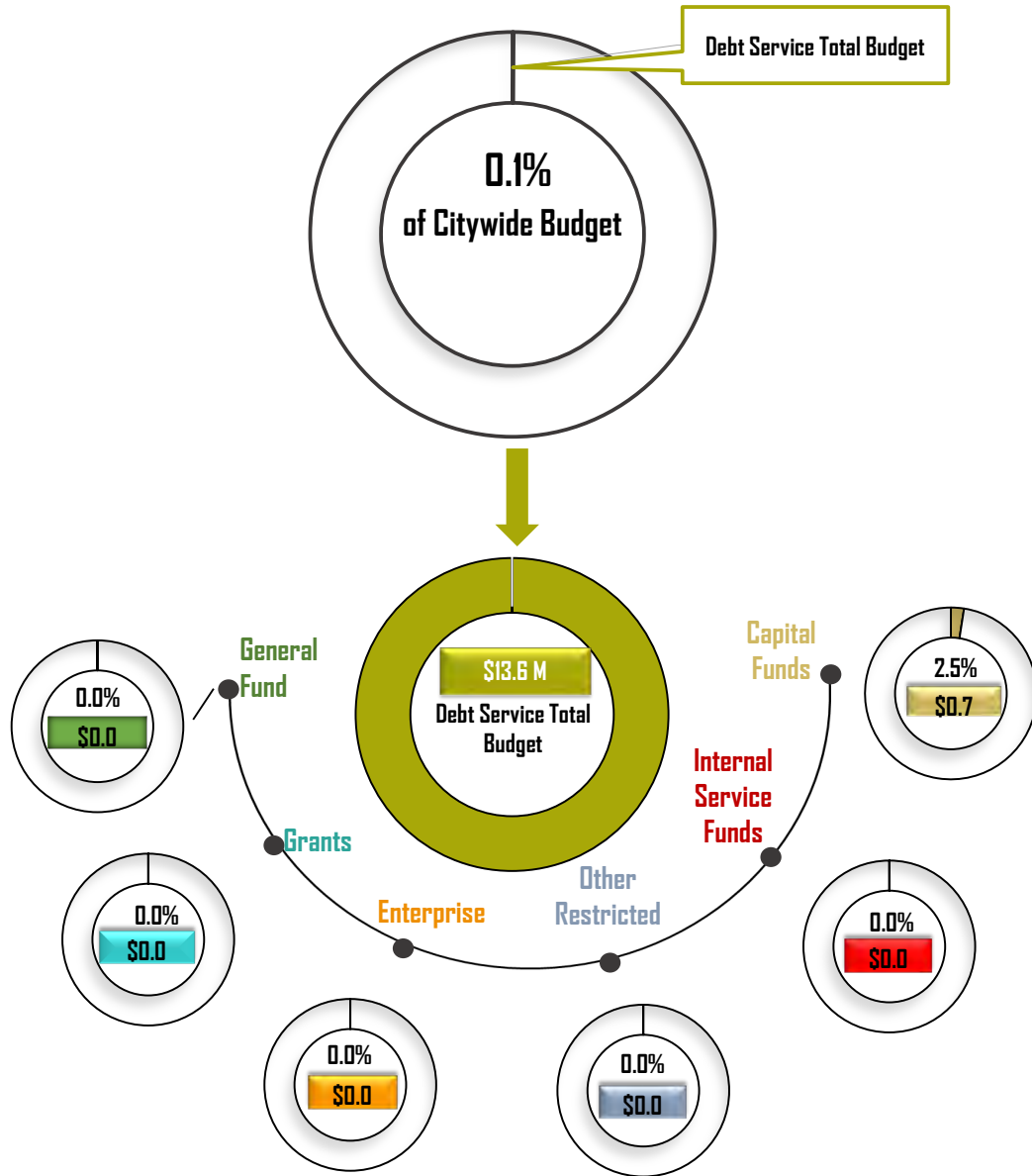


<b>GENERAL FUND DEPARTMENT RESOURCE SUMMARY</b>				
<b>MUSEUM FUND</b>				
<b>ACTIVITIES</b>	<b>ACTUAL FY 21-22</b>	<b>ACTUAL FY 22-23</b>	<b>ADOPTED FY 23-24</b>	<b>ADOPTED FY 24-25</b>
<b>EXPENDITURES</b>				
01112030 MUSEUM CAPITAL AND MAINTENANCE	1,473,170	2,566,833	1,674,210	1,715,320
TOTAL EXPENDITURES	1,473,170	2,566,833	1,674,210	1,715,320
<b>OPERATING EXPENSES</b>	<b>ACTUAL FY 21-22</b>	<b>ACTUAL FY 22-23</b>	<b>ADOPTED FY 23-24</b>	<b>ADOPTED FY 24-25</b>
62000 CONTRACTUALS	16,540	16,733	17,910	17,610
66000 CAPITAL	0	1,025,000	0	0
69000 MISCELLANEOUS	1,456,630	1,525,100	1,656,300	1,697,710
<b>TOTAL</b>	<b>1,473,170</b>	<b>2,566,833</b>	<b>1,674,210</b>	<b>1,715,320</b>

GENERAL FUND					
MUSEUM FUND				ACCOUNTING UNIT	
MUSEUM CAPITAL AND MAINTENANCE				01112030	
Account Code	LINE ITEM RESOURCES	ACTUAL FY 21-22	ACTUAL FY 22-23	ADOPTED FY 23-24	ADOPTED FY 24-25
62251	Other Agency Services	16,540	16,733	17,910	17,610
	<b>SUBTOTAL CONTRACTUALS</b>	<b>16,540</b>	<b>16,733</b>	<b>17,910</b>	<b>17,610</b>
66200	Buildings & Building Improvements	0	1,025,000	0	0
	<b>SUBTOTAL CAPITAL</b>	<b>0</b>	<b>1,025,000</b>	<b>0</b>	<b>0</b>
69135	Payment to Subagent	1,456,630	1,525,100	1,656,300	1,697,710
	<b>SUBTOTAL MISCELLANEOUS</b>	<b>1,456,630</b>	<b>1,525,100</b>	<b>1,656,300</b>	<b>1,697,710</b>
	<b>TOTAL</b>	<b>1,473,170</b>	<b>2,566,833</b>	<b>1,674,210</b>	<b>1,715,320</b>

# Debt Service & Non-Departmental

Departmental / Program Information  
FY 24 -25 Adopted Budget



# Debt Service

## REVENUE

Fund	ACTUAL FY 21-22	ACTUAL FY 22-23	ADOPTED FY 23-24	ADOPTED FY 24-25
400 POLICE LEASE REVENUE BONDS	4,622,121	4,625,399	4,623,910	-
404 COSA 2014 LEASE FINANCING	5,156,160	5,156,070	5,150,750	735,100
406 2021 PENSION OBLIGATION FUNDS	387,439,929	15,347,872	11,762,200	12,902,160
<b>TOTAL REVENUE</b>	<b>397,218,210</b>	<b>25,129,342</b>	<b>21,536,860</b>	<b>13,637,260</b>

## EXPENDITURE

Fund	ACTUAL FY 21-22	ACTUAL FY 22-23	ADOPTED FY 23-24	ADOPTED FY 24-25
400 POLICE LEASE REVENUE BONDS	4,616,242	4,616,079	4,623,910	-
404 COSA 2014 LEASE FINANCING	5,159,157	5,156,066	5,150,750	735,100
406 2021 PENSION OBLIGATION FUNDS	3,937,478	15,340,818	11,762,140	12,902,110
<b>TOTAL EXPENDITURE</b>	<b>13,712,876</b>	<b>25,112,963</b>	<b>21,536,800</b>	<b>13,637,210</b>

**POLICE LEASE REVENUE BONDS  
DEPARTMENT RESOURCE SUMMARY**

**DEBT SERVICE**

ACTIVITIES	ACTUAL FY 21-22	ACTUAL FY 22-23	ADOPTED FY 23-24	ADOPTED FY 24-25
REVENUES				
58005 Investment Income-Trustee	21	3,299	0	0
59000-011 Transfer From Fund 011	4,622,100	4,622,100	4,623,910	0
TOTAL REVENUES	4,622,121	4,625,399	4,623,910	0
EXPENDITURES				
40019020 POLICE BUILDING DEBT SERVICE	4,616,242	4,616,079	4,623,910	0
TOTAL EXPENDITURES	4,616,242	4,616,079	4,623,910	0
OPERATING EXPENSES	ACTUAL FY 21-22	ACTUAL FY 22-23	ADOPTED FY 23-24	ADOPTED FY 24-25
62000 CONTRACTUALS	4,210	4,360	10,000	0
67000 DEBT SERVICE	4,612,031	4,611,719	4,613,910	0
<b>TOTAL</b>	<b>4,616,242</b>	<b>4,616,079</b>	<b>4,623,910</b>	<b>0</b>

<b>POLICE LEASE REVENUE BONDS</b>					
<b>DEBT SERVICE</b>				<b>ACCOUNTING UNIT</b>	
<b>POLICE BUILDING DEBT SERVICE</b>				<b>40019002</b>	
<b>Account Code</b>	<b>LINE ITEM RESOURCES</b>	<b>ACTUAL FY 21-22</b>	<b>ACTUAL FY 22-23</b>	<b>ADOPTED FY 23-24</b>	<b>ADOPTED FY 24-25</b>
58005	Investment Income-Trustee	21	3,299	0	0
59000	Transfer From Fund 011	4,622,100	4,622,100	4,623,910	0
	<b>SUBTOTAL REVENUES</b>	<b>4,622,121</b>	<b>4,625,399</b>	<b>4,623,910</b>	<b>0</b>
	<b>TOTAL</b>	<b>4,622,121</b>	<b>4,625,399</b>	<b>4,623,910</b>	<b>0</b>

<b>POLICE LEASE REVENUE BONDS</b>					
<b>DEBT SERVICE</b>			<b>ACCOUNTING UNIT</b>		
<b>POLICE BUILDING DEBT SERVICE</b>			<b>40019020</b>		
<b>Account Code</b>	<b>LINE ITEM RESOURCES</b>	<b>ACTUAL FY 21-22</b>	<b>ACTUAL FY 22-23</b>	<b>ADOPTED FY 23-24</b>	<b>ADOPTED FY 24-25</b>
62300	Contract Services-Professional	4,210	4,360	10,000	0
	<b>SUBTOTAL CONTRACTUALS</b>	<b>4,210</b>	<b>4,360</b>	<b>10,000</b>	<b>0</b>
67300	Bond Principal	3,845,000	4,085,000	4,342,500	0
67310	Bond Interest	767,031	526,719	271,410	0
	<b>SUBTOTAL DEBT SERVICE</b>	<b>4,612,031</b>	<b>4,611,719</b>	<b>4,613,910</b>	<b>0</b>
	<b>TOTAL</b>	<b>4,616,242</b>	<b>4,616,079</b>	<b>4,623,910</b>	<b>0</b>



**COSA 2014 LEASE FINANCING  
DEPARTMENT RESOURCE SUMMARY**

**DEBT SERVICE**

ACTIVITIES	ACTUAL FY 21-22	ACTUAL FY 22-23	ADOPTED FY 23-24	ADOPTED FY 24-25
REVENUES				
59000-011 Transfer From Fund 011	4,947,420	4,947,950	4,943,430	527,420
59000-086 Transfer From Fund 086	113,790	113,450	113,020	113,210
59000-101 Transfer From Fund 101	94,950	94,670	94,300	94,470
<b>TOTAL REVENUES</b>	<b>5,156,160</b>	<b>5,156,070</b>	<b>5,150,750</b>	<b>735,100</b>
EXPENDITURES				
40419020 2014 LEASE FINANCING	5,159,157	5,156,066	5,150,750	735,100
<b>TOTAL EXPENDITURES</b>	<b>5,159,157</b>	<b>5,156,066</b>	<b>5,150,750</b>	<b>735,100</b>
OPERATING EXPENSES	ACTUAL FY 21-22	ACTUAL FY 22-23	ADOPTED FY 23-24	ADOPTED FY 24-25
62000 CONTRACTUALS	3,000	0	0	0
67000 DEBT SERVICE	5,156,157	5,156,066	5,150,750	735,100
<b>TOTAL</b>	<b>5,159,157</b>	<b>5,156,066</b>	<b>5,150,750</b>	<b>735,100</b>

<b>COSA 2014 LEASE FINANCING</b>					
<b>DEBT SERVICE</b>			<b>ACCOUNTING UNIT</b>		
<b>2014 LEASE FINANCING</b>			<b>40419002</b>		
<b>Account Code</b>	<b>LINE ITEM RESOURCES</b>	<b>ACTUAL FY 21-22</b>	<b>ACTUAL FY 22-23</b>	<b>ADOPTED FY 23-24</b>	<b>ADOPTED FY 24-25</b>
59000	Transfer From Fund 011	4,947,420	4,947,950	4,943,430	527,420
59000	Transfer From Fund 086	113,790	113,450	113,020	113,210
59000	Transfer From Fund 101	94,950	94,670	94,300	94,470
	<b>SUBTOTAL REVENUES</b>	<b>5,156,160</b>	<b>5,156,070</b>	<b>5,150,750</b>	<b>735,100</b>
	<b>TOTAL</b>	<b>5,156,160</b>	<b>5,156,070</b>	<b>5,150,750</b>	<b>735,100</b>

<b>COSA 2014 LEASE FINANCING</b>					
<b>DEBT SERVICE</b>				<b>ACCOUNTING UNIT</b>	
<b>2014 LEASE FINANCING</b>				<b>40419020</b>	
<b>Account Code</b>	<b>LINE ITEM RESOURCES</b>	<b>ACTUAL FY 21-22</b>	<b>ACTUAL FY 22-23</b>	<b>ADOPTED FY 23-24</b>	<b>ADOPTED FY 24-25</b>
62300	Contract Services-Professional	3,000	0	0	0
	<b>SUBTOTAL CONTRACTUALS</b>	<b>3,000</b>	<b>0</b>	<b>0</b>	<b>0</b>
67300	Bond Principal	4,585,000	4,740,000	4,895,000	645,000
67310	Bond Interest	571,157	416,066	255,750	90,100
	<b>SUBTOTAL DEBT SERVICE</b>	<b>5,156,157</b>	<b>5,156,066</b>	<b>5,150,750</b>	<b>735,100</b>
	<b>TOTAL</b>	<b>5,159,157</b>	<b>5,156,066</b>	<b>5,150,750</b>	<b>735,100</b>

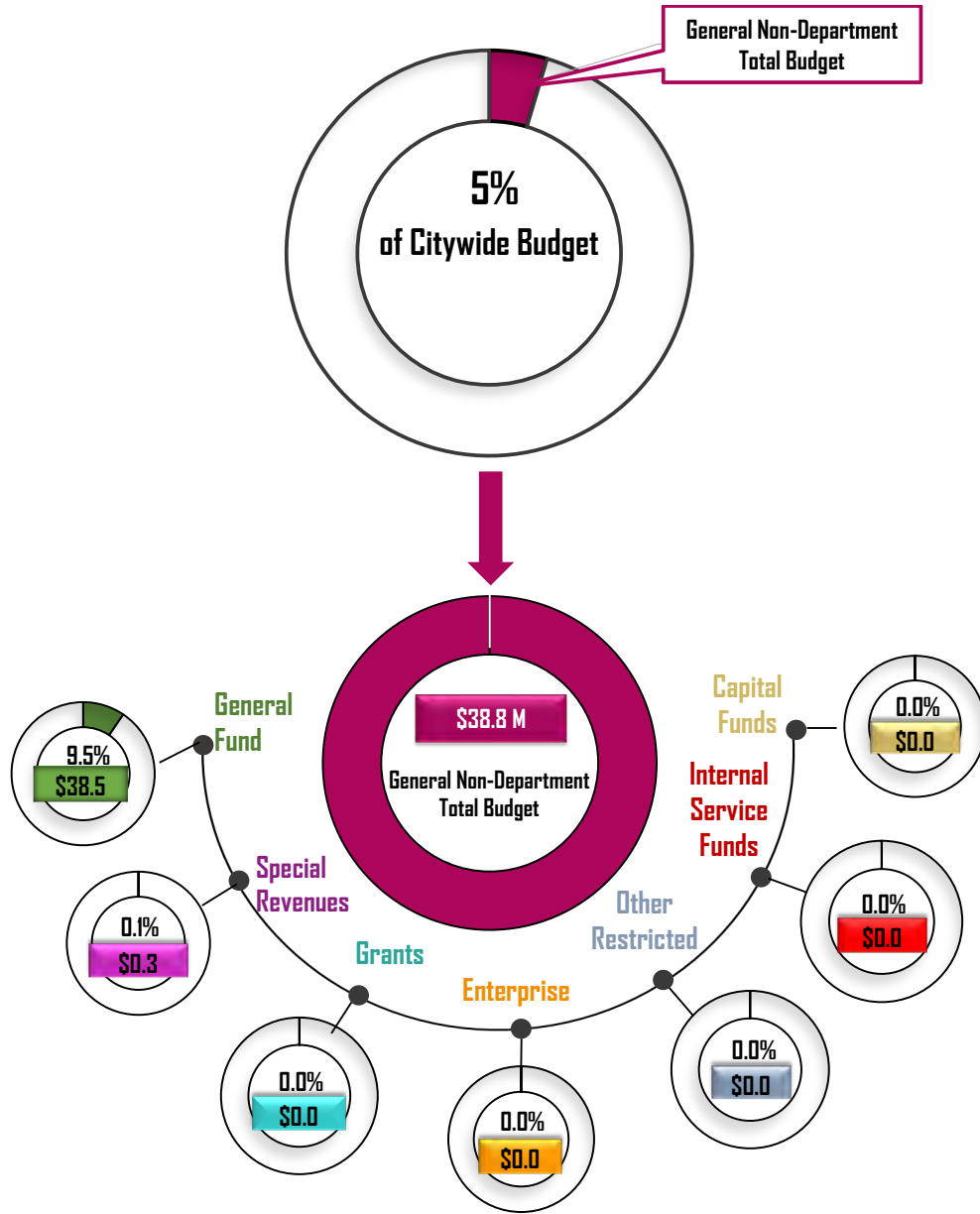
**2021 PENSION OBLIGATION FUNDS  
DEPARTMENT RESOURCE SUMMARY**

**DEBT SERVICE**

ACTIVITIES		ACTUAL FY 21-22	ACTUAL FY 22-23	ADOPTED FY 23-24	ADOPTED FY 24-25
<b>REVENUES</b>					
58005	Investment Income-Trustee	10	9,814	0	0
59000-011	Transfer From Fund 011	3,847,795	14,999,509	11,502,230	12,614,900
59000-029	Transfer From Fund 029-Gax Tax	7,410	28,853	22,120	24,270
59000-031	Transfer From Fund 031	1,810	7,049	5,410	5,930
59000-074	Transfer From Fund 074	3,389	13,195	10,120	11,100
59000-122	Transfer From Fund 122	208	13,393	10,270	11,270
59000-123	Transfer From Fund 123	10,780	44,546	35,110	38,510
59000-124	Transfer From Fund 124	2,768	10,655	8,170	8,960
59000-130	Transfer From Fund 130	2,467	9,604	7,370	8,080
59000-133	Transfer From Fund 133	336	1,307	1,010	1,100
59000-135	Transfer From Fund 135	27,653	95,091	72,930	79,990
59000-139	Transfer From Fund 139	61	237	190	200
59000-140	Transfer From Fund 140	23,612	91,943	70,500	77,330
59000-142	Transfer From Fund 142	24	0	0	0
59000-144	Transfer From Fund 144	3,552	0	0	0
59000-177	Transfer From Fund 177	0	814	0	2,120
59000-417	Transfer From Fund 417	2,520	9,814	7,530	8,260
59000-607	Transfer From Fund 607	3,094	12,048	9,240	10,140
59300	Revenue Bond Proceeds	383,502,440	0	0	0
	<b>TOTAL REVENUES</b>	<b>387,439,929</b>	<b>15,347,872</b>	<b>11,762,200</b>	<b>12,902,160</b>
<b>EXPENDITURES</b>					
40619020	2021 PENSION OBLIGATION BONDS	3,937,478	15,340,818	11,762,140	12,902,110
	<b>TOTAL EXPENDITURES</b>	<b>3,937,478</b>	<b>15,340,818</b>	<b>11,762,140</b>	<b>12,902,110</b>
OPERATING EXPENSES		ACTUAL FY 21-22	ACTUAL FY 22-23	ADOPTED FY 23-24	ADOPTED FY 24-25
67000	DEBT SERVICE	3,937,478	15,340,818	11,762,140	12,902,110
	<b>TOTAL</b>	<b>3,937,478</b>	<b>15,340,818</b>	<b>11,762,140</b>	<b>12,902,110</b>

2021 PENSION OBLIGATION FUNDS					
DEBT SERVICE		ACCOUNTING UNIT			
2021 PENSION OBLIGATION BONDS		40619002			
Account Code	LINE ITEM RESOURCES	ACTUAL FY 21-22	ACTUAL FY 22-23	ADOPTED FY 23-24	ADOPTED FY 24-25
58005	Investment Income-Trustee	10	9,814	0	0
59000	Transfer From Fund 011	3,847,795	14,999,509	11,502,230	12,614,900
59000	Transfer From Fund 029-Gax Tax	7,410	28,853	22,120	24,270
59000	Transfer From Fund 031	1,810	7,049	5,410	5,930
59000	Transfer From Fund 074	3,389	13,195	10,120	11,100
59000	Transfer From Fund 122	208	13,393	10,270	11,270
59000	Transfer From Fund 123	10,780	44,546	35,110	38,510
59000	Transfer From Fund 124	2,768	10,655	8,170	8,960
59000	Transfer From Fund 130	2,467	9,604	7,370	8,080
59000	Transfer From Fund 133	336	1,307	1,010	1,100
59000	Transfer From Fund 135	27,653	95,091	72,930	79,990
59000	Transfer From Fund 139	61	237	190	200
59000	Transfer From Fund 140	23,612	91,943	70,500	77,330
59000	Transfer From Fund 142	24	0	0	0
59000	Transfer From Fund 144	3,552	0	0	0
59000	Transfer From Fund 177	0	814	0	2,120
59000	Transfer From Fund 417	2,520	9,814	7,530	8,260
59000	Transfer From Fund 607	3,094	12,048	9,240	10,140
59300	Revenue Bond Proceeds	383,502,440	0	0	0
	<b>SUBTOTAL REVENUES</b>	<b>387,439,929</b>	<b>15,347,872</b>	<b>11,762,200</b>	<b>12,902,160</b>
	<b>TOTAL</b>	<b>387,439,929</b>	<b>15,347,872</b>	<b>11,762,200</b>	<b>12,902,160</b>

2021 PENSION OBLIGATION FUNDS					
DEBT SERVICE				ACCOUNTING UNIT	
2021 PENSION OBLIGATION BONDS				40619020	
Account Code	LINE ITEM RESOURCES	ACTUAL FY 21-22	ACTUAL FY 22-23	ADOPTED FY 23-24	ADOPTED FY 24-25
67301	POB Principal-Misc	0	1,841,401	631,130	1,022,360
67302	POB Principal-Safety	0	3,587,863	1,229,700	1,991,940
67311	POB Interest - Misc	1,333,934	3,361,625	3,358,150	3,353,550
67312	POB Interest - Safety	2,603,545	6,549,929	6,543,160	6,534,260
<b>SUBTOTAL DEBT SERVICE</b>		<b>3,937,478</b>	<b>15,340,818</b>	<b>11,762,140</b>	<b>12,902,110</b>
<b>TOTAL</b>		<b>3,937,478</b>	<b>15,340,818</b>	<b>11,762,140</b>	<b>12,902,110</b>



# General Non-Dept

## EXPENDITURE

Fund	ACTUAL FY 21-22	ACTUAL FY 22-23	ADOPTED FY 23-24	ADOPTED FY 24-25
011 GENERAL FUND	48,012,858	40,377,003	51,847,740	38,543,830
051 CAPITAL OUTLAY FUND	32,779	32,779	292,000	292,000
<b>TOTAL EXPENDITURE</b>	<b>48,045,637</b>	<b>40,409,783</b>	<b>52,139,740</b>	<b>38,835,830</b>



**GENERAL FUND  
DEPARTMENT RESOURCE SUMMARY**

**GENERAL NON-DEPT**

<b>ACTIVITIES</b>		<b>ACTUAL FY 21-22</b>	<b>ACTUAL FY 22-23</b>	<b>ADOPTED FY 23-24</b>	<b>ADOPTED FY 24-25</b>
<b>EXPENDITURES</b>					
01105015	GENERAL NON-DEPARTMENTAL	1,668,159	1,500,530	21,182,270	1,899,720
01105020	UNFUNDED LIABILITY (UAL)	46,344,699	38,876,473	30,665,470	36,644,110
	<b>TOTAL EXPENDITURES</b>	<b>48,012,858</b>	<b>40,377,003</b>	<b>51,847,740</b>	<b>38,543,830</b>
<b>OPERATING EXPENSES</b>		<b>ACTUAL FY 21-22</b>	<b>ACTUAL FY 22-23</b>	<b>ADOPTED FY 23-24</b>	<b>ADOPTED FY 24-25</b>
61000	SALARIES & BENEFITS	42,504,155	23,892,596	19,175,870	24,042,100
62000	CONTRACTUALS	1,009,210	836,966	1,122,700	1,202,700
63000	COMMODITIES	19,857	29,889	22,500	60,000
65000	FIXED CHARGES	0	0	40	0
67000	DEBT SERVICE	633,793	633,675	637,030	637,020
68000	TRANSFERS	3,845,844	14,983,877	11,489,600	12,602,010
69000	MISCELLANEOUS	0	0	19,400,000	0
	<b>TOTAL</b>	<b>48,012,858</b>	<b>40,377,003</b>	<b>51,847,740</b>	<b>38,543,830</b>

GENERAL FUND					
GENERAL NON-DEPT					ACCOUNTING UNIT
GENERAL NON-DEPARTMENTAL					01105015
Account Code	LINE ITEM RESOURCES	ACTUAL FY 21-22	ACTUAL FY 22-23	ADOPTED FY 23-24	ADOPTED FY 24-25
61020	Salaries Part-Time	4,029	0	0	0
61040	Salaries Overtime	1,061	0	0	0
61110	Part-Time Retirement	151	0	0	0
61120	Medicare Insurance	58	0	0	0
	<b>SUBTOTAL SALARIES &amp; BENEFITS</b>	<b>5,299</b>	<b>0</b>	<b>0</b>	<b>0</b>
62140	Membership, Subscription & Dues	158,082	224,890	220,700	220,700
62300	Contract Services-Professional	849,127	612,076	900,000	980,000
62600	Parking Validation	2,000	0	2,000	2,000
	<b>SUBTOTAL CONTRACTUALS</b>	<b>1,009,210</b>	<b>836,966</b>	<b>1,122,700</b>	<b>1,202,700</b>
63001	Miscellaneous Operating Expenses	19,798	29,883	22,500	60,000
63005	Credit Card Expense	59	5	0	0
	<b>SUBTOTAL COMMODITIES</b>	<b>19,857</b>	<b>29,889</b>	<b>22,500</b>	<b>60,000</b>
65105	Benefits Overhead	0	0	40	0
	<b>SUBTOTAL FIXED CHARGES</b>	<b>0</b>	<b>0</b>	<b>40</b>	<b>0</b>
67100	Principal-Debt Services	537,732	557,264	577,510	598,480
67110	Interest-Debt Services	96,061	76,411	59,520	38,540
	<b>SUBTOTAL DEBT SERVICE</b>	<b>633,793</b>	<b>633,675</b>	<b>637,030</b>	<b>637,020</b>
69011	Reserve Appropriation	0	0	19,400,000	0
	<b>SUBTOTAL MISCELLANEOUS</b>	<b>0</b>	<b>0</b>	<b>19,400,000</b>	<b>0</b>
	<b>TOTAL</b>	<b>1,668,159</b>	<b>1,500,530</b>	<b>21,182,270</b>	<b>1,899,720</b>

<b>GENERAL FUND</b>					
<b>GENERAL NON-DEPT</b>					<b>ACCOUNTING UNIT</b>
<b>UNFUNDED LIABILITY (UAL)</b>					<b>01105020</b>
<b>Account Code</b>	<b>LINE ITEM RESOURCES</b>	<b>ACTUAL FY 21-22</b>	<b>ACTUAL FY 22-23</b>	<b>ADOPTED FY 23-24</b>	<b>ADOPTED FY 24-25</b>
61102	Retirement- Employer Unfunded- Miscellaneous	17,179,357	7,948,810	6,395,590	7,979,330
61103	Retirement- Employer Unfunded - Police	17,261,461	10,869,606	8,978,800	11,386,140
61104	Retirement - Employer Unfunded - Fire	8,058,037	5,074,180	3,801,480	4,676,630
	<b>SUBTOTAL SALARIES &amp; BENEFITS</b>	<b>42,498,855</b>	<b>23,892,596</b>	<b>19,175,870</b>	<b>24,042,100</b>
68001	POB Misc Xfer to Fund 406	1,242,299	4,848,845	3,716,750	4,075,810
68002	POB Safety Xfer to Fund 406	2,603,545	10,135,032	7,772,850	8,526,200
	<b>SUBTOTAL TRANSFERS</b>	<b>3,845,844</b>	<b>14,983,877</b>	<b>11,489,600</b>	<b>12,602,010</b>
	<b>TOTAL</b>	<b>46,344,699</b>	<b>38,876,473</b>	<b>30,665,470</b>	<b>36,644,110</b>

**CAPITAL OUTLAY FUND  
DEPARTMENT RESOURCE SUMMARY**

**GENERAL NON-DEPT**

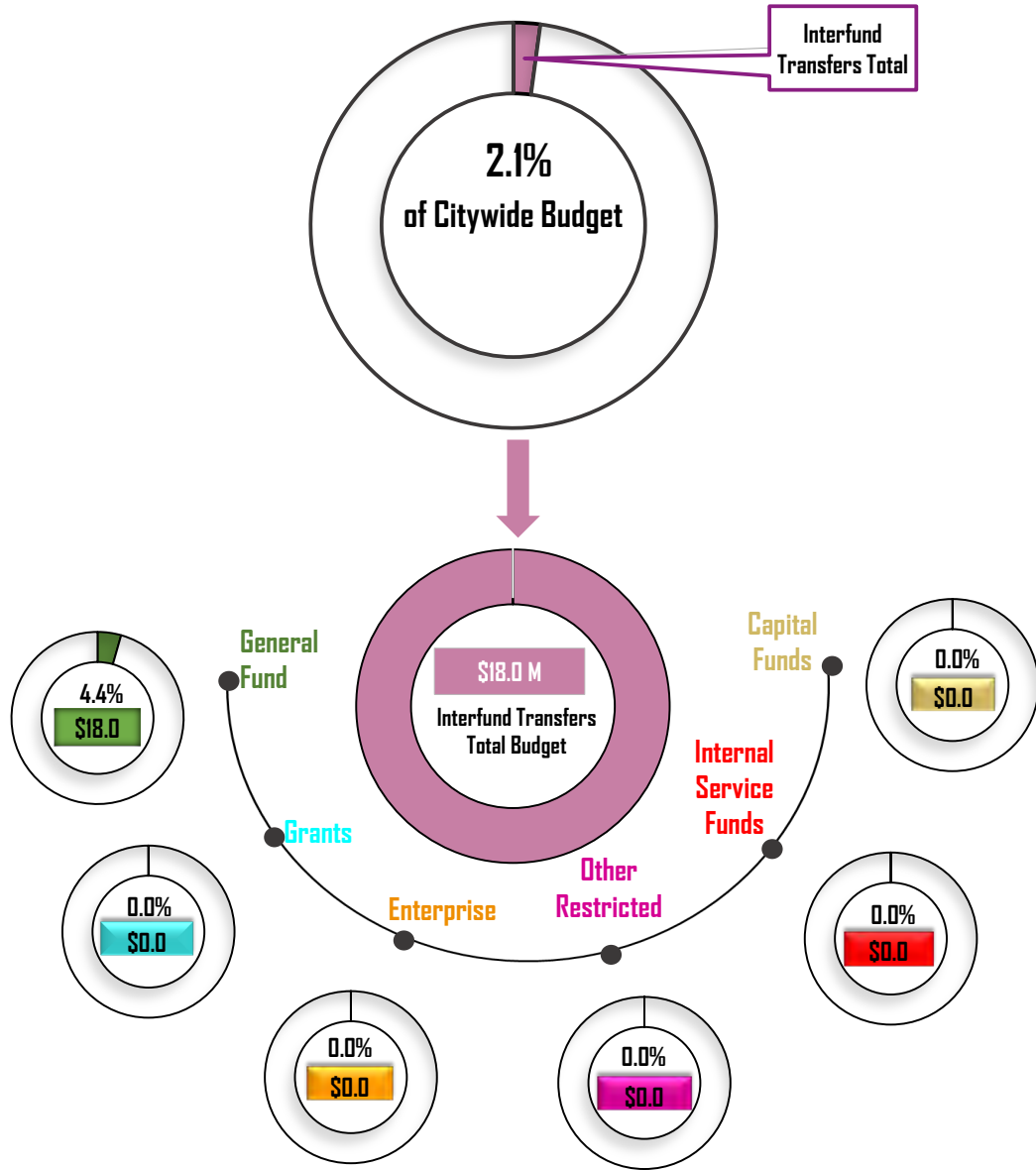
<b>ACTIVITIES</b>		<b>ACTUAL FY 21-22</b>	<b>ACTUAL FY 22-23</b>	<b>ADOPTED FY 23-24</b>	<b>ADOPTED FY 24-25</b>
EXPENDITURES					
05105015	NON-DEPARTMENTAL	32,779	32,779	292,000	292,000
	TOTAL EXPENDITURES	32,779	32,779	292,000	292,000
<b>OPERATING EXPENSES</b>		<b>ACTUAL FY 21-22</b>	<b>ACTUAL FY 22-23</b>	<b>ADOPTED FY 23-24</b>	<b>ADOPTED FY 24-25</b>
67000	DEBT SERVICE	32,779	32,779	292,000	292,000
	<b>TOTAL</b>	<b>32,779</b>	<b>32,779</b>	<b>292,000</b>	<b>292,000</b>

<b>CAPITAL OUTLAY FUND</b>					
<b>GENERAL NON-DEPT NON-DEPARTMENTAL</b>				<b>ACCOUNTING UNIT 05105015</b>	
<b>Account Code</b>	<b>LINE ITEM RESOURCES</b>	<b>ACTUAL FY 21-22</b>	<b>ACTUAL FY 22-23</b>	<b>ADOPTED FY 23-24</b>	<b>ADOPTED FY 24-25</b>
67100	Principal-Debt Services	0	0	292,000	292,000
67200	Principal-Leases	28,472	29,362	0	0
67210	Interest-Leases	4,308	3,417	0	0
	<b>SUBTOTAL DEBT SERVICE</b>	<b>32,779</b>	<b>32,779</b>	<b>292,000</b>	<b>292,000</b>
	<b>TOTAL</b>	<b>32,779</b>	<b>32,779</b>	<b>292,000</b>	<b>292,000</b>

# Inter-Fund Transfers

**Departmental / Program Information**

FY 24 -25 Adopted Budget



# Interfund Transfers

## EXPENDITURE

Fund	ACTUAL FY 21-22	ACTUAL FY 22-23	ADOPTED FY 23-24	ADOPTED FY 24-25
011 GENERAL FUND	38,359,213	32,368,614	31,003,550	17,999,970
<b>TOTAL EXPENDITURE</b>	<b>38,359,213</b>	<b>32,368,614</b>	<b>31,003,550</b>	<b>17,999,970</b>



<b>GENERAL FUND DEPARTMENT RESOURCE SUMMARY</b>				
<b>INTERFUND TRANSFERS</b>				
<b>ACTIVITIES</b>	<b>ACTUAL FY 21-22</b>	<b>ACTUAL FY 22-23</b>	<b>ADOPTED FY 23-24</b>	<b>ADOPTED FY 24-25</b>
<b>EXPENDITURES</b>				
01106017 INTER-FUND XFERS - SRV ENHCMNT	1,081,870	1,081,870	1,081,870	1,081,870
01106019 GENERAL FUND: INTERFUND TRANSFERS	37,277,343	31,286,744	29,921,680	16,918,100
TOTAL EXPENDITURES	38,359,213	32,368,614	31,003,550	17,999,970
<b>OPERATING EXPENSES</b>	<b>ACTUAL FY 21-22</b>	<b>ACTUAL FY 22-23</b>	<b>ADOPTED FY 23-24</b>	<b>ADOPTED FY 24-25</b>
68000 TRANSFERS	38,359,213	32,368,614	31,003,550	17,999,970
<b>TOTAL</b>	<b>38,359,213</b>	<b>32,368,614</b>	<b>31,003,550</b>	<b>17,999,970</b>

<b>GENERAL FUND</b>					
<b>INTERFUND TRANSFERS</b>				<b>ACCOUNTING UNIT</b>	
<b>INTER-FUND XFERS - SRV ENHCMNT</b>				<b>01106017</b>	
<b>Account Code</b>	<b>LINE ITEM RESOURCES</b>	<b>ACTUAL FY 21-22</b>	<b>ACTUAL FY 22-23</b>	<b>ADOPTED FY 23-24</b>	<b>ADOPTED FY 24-25</b>
68000	Transfer to Fund 067	1,081,870	1,081,870	1,081,870	1,081,870
	<b>SUBTOTAL TRANSFERS</b>	<b>1,081,870</b>	<b>1,081,870</b>	<b>1,081,870</b>	<b>1,081,870</b>
	<b>TOTAL</b>	<b>1,081,870</b>	<b>1,081,870</b>	<b>1,081,870</b>	<b>1,081,870</b>

<b>GENERAL FUND</b>					
<b>INTERFUND TRANSFERS</b>					<b>ACCOUNTING UNIT</b>
<b>GENERAL FUND: INTERFUND TRANSFERS</b>					<b>01106019</b>
<b>Account Code</b>	<b>LINE ITEM RESOURCES</b>	<b>ACTUAL FY 21-22</b>	<b>ACTUAL FY 22-23</b>	<b>ADOPTED FY 23-24</b>	<b>ADOPTED FY 24-25</b>
68000	Transfer to 071	426,000	0	0	0
68000	Transfer to Fund 012 (Cannabis Public Benefit)	15,330,903	11,290,824	10,354,720	9,436,700
68000	Transfer to Fund 027	789,000	2,873,040	1,862,320	0
68000	Transfer to Fund 051	292,000	292,000	292,000	292,000
68000	Transfer to Fund 067	1,900,000	0	0	0
68000	Transfer to Fund 073	2,500,000	0	0	0
68000	Transfer to Fund 074	600,000	600,000	1,182,400	0
68000	Transfer to Fund 075	1,500,000	0	0	0
68000	Transfer to Fund 080	1,500,000	4,654,820	4,654,820	4,654,820
68000	Transfer to Fund 081	3,400,000	2,534,580	2,534,580	2,534,580
68000	Transfer to Fund 400 (Police Debt Service)	4,622,100	4,622,100	4,623,910	0
68000	Transfer to Fund 404 (Police Bldg/Ross Annex Debt)	4,417,340	4,419,380	4,416,930	0
<b>SUBTOTAL TRANSFERS</b>		<b>37,277,343</b>	<b>31,286,744</b>	<b>29,921,680</b>	<b>16,918,100</b>
<b>TOTAL</b>		<b>37,277,343</b>	<b>31,286,744</b>	<b>29,921,680</b>	<b>16,918,100</b>

# Capital Improvement Program (CIP)

FY 24 -25 Adopted Budget



# Capital Improvement Overview



A Capital Improvement Program (CIP) project ([See the FY24-25 CIP Book here](#)) either installs a new asset or extends the useful life of an existing asset. Examples include the acquisition of land; construction, expansion, or major renovation of City infrastructure such as roads, buildings, storm drains, and parks. To qualify for the CIP, a project must have an estimated useful life of at least two years following the date of acquisition, meet the minimum dollar threshold criteria for capitalization **AND** meet one of the following criteria:

- New funding is appropriated to a new project.
- Existing funding is reallocated to either an existing or new project.
- Additional funding is appropriated to an existing project. This condition only applies if a project's scope and budget are significantly different or expanded.

Projects already funded, along with routine/ongoing capital purchases and minor maintenance projects are not always included in the CIP.

CIP projects are reviewed for alignment with the City's five Strategic Priorities. Strategic Priorities ensure resources are properly distributed and services programmed to best serve our community.

# CIP Project Category Report FY2024 - 25

Project Category	Project Title	Adopted FY2024-25	Planned Projects Years 2-7
Streets	Alley Improvement Program	1,500,000	10,713,000
Streets	Bedford Rd Rehab: Main Place to North City Limit	173,000	-
Streets	Bridge Preventative Maintenance Program (BPMP)	30,000	-
Streets	Bristol St & Memory Ln Intersection Widening	80,000	-
Streets	Bristol St Improvements & Widening: Phase 4 - Warner -St Andrew	968,560	-
Streets	Civic Center Rehab: Minter to Santiago	2,000,000	-
Streets	Civic Center Rehab: Shelton to Flower	1,286,000	-
Streets	Fairview Ave Rehab: South City Limits to Segerstrom	3,842,480	-
Streets	Grand Ave Rehab: Edinger to McFadden	1,122,000	-
Streets	Industrial Street Repair Program	2,407,200	-
Streets	Local Street Preventative Maintenance	3,500,000	21,000,000
Streets	Main St Slurry Seal & Resurfacing: Memory to North City Limit	448,000	-
Streets	Pavement Management	400,000	2,400,000
Streets	Project Development	250,000	1,500,000
Streets	Raitt St Rehab: McFadden to 1st	1,616,000	-
Streets	Right-of-Way Management	350,000	2,100,000
Streets	Road Maintenance & Rehabilitation Capital Improvement Plan (FY26-FY31)	-	42,000,000
Streets	Warner Ave Improvements: Phase 1 - Main to Oak	993,000	-
Streets	Warner Ave Improvements: Phase 2 - Oak to Grand	242,030	-
Traffic	Bike Lane Project Development	80,000	480,000
Traffic	Bristol St Protected Bike Lanes: 1st to Civic Center	1,195,260	-
Traffic	Bristol St Protected Bike Lanes: St. Andrew to Edinger	655,820	-
Traffic	Bristol St Protected Bike Lanes: Warner to St Andrew	1,508,050	-
Traffic	Jackson Elementary & Diamond Elementary SRTS	850,000	7,312,000
Traffic	MacArthur Intermediate & Taft Elementary SRTS	650,000	4,200,000
Traffic	Madison Elementary, Roosevelt-Walker Academy, Century High SRTS	1,100,000	8,840,000
Traffic	Mendez Intermediate, ALA, Santiago Elementary & Sierra Intermediate SRTS	900,000	9,037,000
Traffic	Orange Ave Complete Streets	851,000	4,891,000
Traffic	Santa Ana High & Heninger Elementary SRTS	1,200,000	6,902,000
Traffic	Segerstrom Ave/Raitt St and Segerstrom Ave/Flower St Traffic Signal Modifications	1,300,000	-
Traffic	Traffic Management Plans	60,000	360,000
Traffic	Traffic Safety Project Development	50,000	300,000
Traffic	Traffic Signal Equipment Replacement	481,280	600,000
Utility/Drainage/Lighting	Sewer Enterprise Capital Improvement Plan (FY25-FY30)	-	27,013,001
Utility/Drainage/Lighting	Water Enterprise Capital Improvement Plan (FY25-FY30)	-	19,216,790
City & Park Facilities	Angels Park Cool Pavement Treatment	100,000	-
City & Park Facilities	Dog Park at Centennial Park	-	6,000,000
City & Park Facilities	El Salvador Park Cool Pavement Treatment	100,000	-
City & Park Facilities	El Salvador Park Restroom Renovation	300,000	-
City & Park Facilities	Logan/Chepa's Park Redesign	1,000,000	-
City & Park Facilities	Outdoor Library at Jerome Park	450,000	-
City & Park Facilities	Park Sidewalk/Ramp Improvements	400,000	-
City & Park Facilities	Renovate & Upgrade Public Parking Lots	300,000	-
City & Park Facilities	Zoo North End Wall	1,200,000	-
City & Park Facilities	Zoo Pathways Phase 2	400,000	-
<b>Total Project Budgets</b>		<b>36,339,680</b>	<b>174,864,791</b>



**Jerome Park**

**PROJECTS BY FUNDING SOURCE**

<b>Project Funding Source</b>	<b>Adopted FY24-25</b>	<b>Proposed FY25-26</b>	<b>Proposed FY26-27</b>	<b>Proposed FY27-28</b>	<b>Proposed FY28-29</b>	<b>Proposed FY29-30</b>	<b>Proposed FY30-31</b>
<b>011 - GENERAL FUND</b>							
Alley Improvement Program	1,500,000	1,575,000	1,654,000	1,737,000	1,823,000	1,914,000	2,010,000
Bristol St Improvements & Widening: Phase 4 - Warner -St Andrew	680,000	-	-	-	-	-	-
Civic Center Rehab: Minter to Santiago	714,000	-	-	-	-	-	-
Civic Center Rehab: Shelton to Flower	1,286,000	-	-	-	-	-	-
Segerstrom Ave/Raitt St and Segerstrom Ave/Flower St Traffic Signal Modifications	1,300,000	-	-	-	-	-	-
Zoo North End Wall	1,200,000	-	-	-	-	-	-
Zoo Pathways Phase 2	400,000	-	-	-	-	-	-
<b>011 - GENERAL FUND Total</b>	<b>7,080,000</b>	<b>1,575,000</b>	<b>1,654,000</b>	<b>1,737,000</b>	<b>1,823,000</b>	<b>1,914,000</b>	<b>2,010,000</b>
<b>032 - MEASURE M-STREET CONSTRUCTION</b>							
Bike Lane Project Development	80,000	80,000	80,000	80,000	80,000	80,000	80,000
Bridge Preventative Maintenance Program (BPMP)	30,000	-	-	-	-	-	-
Bristol St & Memory Ln Intersection Widening	80,000	-	-	-	-	-	-
Local Street Preventative Maintenance	3,500,000	3,500,000	3,500,000	3,500,000	3,500,000	3,500,000	3,500,000
Main St Slurry Seal & Resurfacing: Memory to North City Limit	448,000	-	-	-	-	-	-
Pavement Management	400,000	400,000	400,000	400,000	400,000	400,000	400,000
Project Development	250,000	250,000	250,000	250,000	250,000	250,000	250,000
Right-of-Way Management	350,000	350,000	350,000	350,000	350,000	350,000	350,000
Traffic Management Plans	60,000	60,000	60,000	60,000	60,000	60,000	60,000
Traffic Safety Project Development	50,000	50,000	50,000	50,000	50,000	50,000	50,000
Traffic Signal Equipment Replacement	481,280	100,000	100,000	100,000	100,000	100,000	100,000
Warner Ave Improvements: Phase 1 - Main to Oak	993,000	-	-	-	-	-	-
<b>032 - MEASURE M-STREET CONSTRUCTION Total</b>	<b>6,722,280</b>	<b>4,790,000</b>	<b>4,790,000</b>	<b>4,790,000</b>	<b>4,790,000</b>	<b>4,790,000</b>	<b>4,790,000</b>
<b>034 - NEW TRANSP SYS IMPR AREA E</b>							
Warner Ave Improvements: Phase 2 - Oak to Grand	242,030	-	-	-	-	-	-
<b>034 - NEW TRANSP SYS IMPR AREA E Total</b>	<b>242,030</b>	<b>-</b>	<b>-</b>	<b>-</b>	<b>-</b>	<b>-</b>	<b>-</b>
<b>035 - NEW TRANSP SYS IMPR AREA F</b>							
Bristol St Improvements & Widening: Phase 4 - Warner -St Andrew	170,310	-	-	-	-	-	-
<b>035 - NEW TRANSP SYS IMPR AREA F Total</b>	<b>170,310</b>	<b>-</b>	<b>-</b>	<b>-</b>	<b>-</b>	<b>-</b>	<b>-</b>
<b>051 - CAPITAL OUTLAY FUND</b>							
El Salvador Park Restroom Renovation	300,000	-	-	-	-	-	-
<b>051 - CAPITAL OUTLAY FUND Total</b>	<b>300,000</b>	<b>-</b>	<b>-</b>	<b>-</b>	<b>-</b>	<b>-</b>	<b>-</b>
<b>056 - SANITARY SEWER SERVICE</b>							
Sewer Enterprise Capital Improvement Plan (FY25-FY30)	-	6,456,838	6,650,543	6,850,059	7,055,561	-	-
<b>056 - SANITARY SEWER SERVICE Total</b>	<b>-</b>	<b>6,456,838</b>	<b>6,650,543</b>	<b>6,850,059</b>	<b>7,055,561</b>	<b>-</b>	<b>-</b>
<b>059 - SELECT STREET CONSTRUCTION</b>							
Bedford Rd Rehab: Main Place to North City Limit	173,000	-	-	-	-	-	-
Bristol St Protected Bike Lanes: 1st to Civic Center	1,195,260	-	-	-	-	-	-
Bristol St Protected Bike Lanes: St. Andrew to Edinger	655,820	-	-	-	-	-	-
Bristol St Protected Bike Lanes: Warner to St Andrew	1,508,050	-	-	-	-	-	-
Civic Center Rehab: Minter to Santiago	1,286,000	-	-	-	-	-	-
Fairview Ave Rehab: South City Limits to Alton	3,842,480	-	-	-	-	-	-
Grand Ave Rehab: Edinger to McFadden	1,122,000	-	-	-	-	-	-

Project Funding Source	Adopted FY24-25	Proposed FY25-26	Proposed FY26-27	Proposed FY27-28	Proposed FY28-29	Proposed FY29-30	Proposed FY30-31
Raitt St Rehab: McFadden to 1st	1,616,000	-	-	-	-	-	-
Road Maintenance & Rehabilitation Capital Improvement Plan (FY25-FY31)	-	7,000,000	7,000,000	7,000,000	7,000,000	7,000,000	7,000,000
<b>059 - SELECT STREET CONSTRUCTION Total</b>	<b>11,398,610</b>	<b>7,000,000</b>	<b>7,000,000</b>	<b>7,000,000</b>	<b>7,000,000</b>	<b>7,000,000</b>	<b>7,000,000</b>
<b>066 - ACQUISITION &amp; CONSTRUCTION</b>							
Water Enterprise Capital Improvement Plan (FY25-FY30)	-	1,958,250	3,874,100	4,433,700	8,950,740	-	-
<b>066 - ACQUISITION &amp; CONSTRUCTION Total</b>	<b>-</b>	<b>1,958,250</b>	<b>3,874,100</b>	<b>4,433,700</b>	<b>8,950,740</b>	<b>-</b>	<b>-</b>
<b>069 - REFUSE COLLECTION SERVICE</b>							
Industrial Street Repair Program	2,407,200	-	-	-	-	-	-
<b>069 - REFUSE COLLECTION SERVICE Total</b>	<b>2,407,200</b>	<b>-</b>	<b>-</b>	<b>-</b>	<b>-</b>	<b>-</b>	<b>-</b>
<b>135 - COMMUNITY DEV BLOCK GRANT</b>							
Angels Park Cool Pavement Treatment	100,000	-	-	-	-	-	-
El Salvador Park Cool Pavement Treatment	100,000	-	-	-	-	-	-
Logan/Chepa's Park Redesign	1,000,000	-	-	-	-	-	-
Outdoor Library at Jerome Park	450,000	-	-	-	-	-	-
Park Sidewalk/Ramp Improvements	400,000	-	-	-	-	-	-
Renovate & Upgrade Public Parking Lots	300,000	-	-	-	-	-	-
<b>135 - COMMUNITY DEV BLOCK GRANT Total</b>	<b>2,350,000</b>	<b>-</b>	<b>-</b>	<b>-</b>	<b>-</b>	<b>-</b>	<b>-</b>
<b>148 - TRAFFIC SYSTEM MGMT GRANT</b>							
Jackson Elementary & Diamond Elementary SRTS	850,000	-	7,312,000	-	-	-	-
MacArthur Intermediate & Taft Elementary SRTS	650,000	-	4,200,000	-	-	-	-
Madison Elementary, Roosevelt-Walker Academy, Century High SRTS	1,100,000	-	8,840,000	-	-	-	-
Mendez Intermediate, ALA, Santiago Elementary & Sierra Intermediate SRTS	900,000	-	9,037,000	-	-	-	-
Orange Ave Complete Streets	851,000	4,891,000	-	-	-	-	-
Santa Ana High & Heninger Elementary SRTS	1,200,000	-	6,902,000	-	-	-	-
<b>148 - TRAFFIC SYSTEM MGMT GRANT Total</b>	<b>5,551,000</b>	<b>4,891,000</b>	<b>36,291,000</b>	<b>-</b>	<b>-</b>	<b>-</b>	<b>-</b>
<b>221 - LOCAL DRAINAGE AREA I</b>							
Bristol St Improvements & Widening: Phase 4 - Warner -St Andrew	118,250	-	-	-	-	-	-
<b>221 - LOCAL DRAINAGE AREA I Total</b>	<b>118,250</b>	<b>-</b>	<b>-</b>	<b>-</b>	<b>-</b>	<b>-</b>	<b>-</b>
<b>Grand Total</b>	<b>36,339,680</b>	<b>26,671,088</b>	<b>60,259,643</b>	<b>24,810,759</b>	<b>29,619,301</b>	<b>13,704,000</b>	<b>13,800,000</b>



# Glossary

FY 24 -25 Adopted Budget



# GLOSSARY

*To enhance understanding of the City's budget, we have provided a list of key terms and acronyms frequently mentioned in budget presentations and City Council discussions.*

**ACFR (Annual Comprehensive Financial Report)**: An audited report of financial statements such as balance sheets and statement of revenues, expenditures, and changes in fund balances.

**Accruals**: In the accrual method of accounting, expenses are recognized when they are incurred, not when they are paid. Revenue is accrued when it is recognized before the cash has been received.

**Active Transportation**: Active modes of transportation including walking and bicycling.

**Allocation**: Restricted money from another governmental agency, which is non-competitive and typically based on a City metric such as population.

**American Rescue Plan Act (ARPA)**: The American Rescue Plan Act of 2021 is a \$1.9 trillion economic stimulus package designed to assist with the economic and health recovery caused by the COVID-19 pandemic. The City of Santa Ana received \$128.3 million and additional allocation of \$21.5 million for housing.

**Appropriations**: An authorization granted by City Council to make expenditures and incur obligations for specific purposes. Appropriations are typically limited in amount and the time in which it can be expended.

**Arterial Street**: A highly trafficked through street connecting different areas or neighborhoods of the City.

**Audit**: The thorough examination of financial statements by an independent body.

**Balanced Budget**: When revenues equal expenditures in a given budget.

**Bike Lane**: Dedicated traffic lane for bicycles, segregated with striping or a physical barrier such as a curb.

**Bonds**: A bond is a type of security under which an investor lends money to the City for a set period of time in exchange for regular cash payments.

**Buildings**: City-owned buildings, which may or may not be accessible to the public. Examples include City Hall, the Corporate Yard and fire stations.

**Budget**: Plan that tells us how much money we will receive and how we will spend it.

**CalPERS (California Public Employees' Retirement System)**: The pension system for city employees who retire from the City.

# GLOSSARY

*To enhance understanding of the City's budget, we have provided a list of key terms and acronyms frequently mentioned in budget presentations and City Council discussions.*

**CIP (Capital Improvement Program):** A plan for capital expenditures for street, park and traffic improvements and other capital programs. The CIP is adopted with the City's budget.

**Coronavirus Aid Relief, and Economic Security Act (CARES):** The CARES Act is a \$2.2 trillion economic stimulus bill in response to the economic fallout of the COVID-19 pandemic. The City of Santa Ana received \$28.6 million to provide rental assistance, business grants, child care support and other resources to the Santa Ana community.

**Debt Service:** Payment for principal and interest on a City's debt obligation such as bonds or other debt instruments.

**Enterprise Fund:** A fund used to account for activities that provide goods or services to the public for a fee, designed to make those good or services self-sustaining.

**Expenses:** Money that goes out (payments).

**Fiscal year:** A 12-month budget calendar which begins July 1 and ends June 30 of the following year.

**Fund:** The resource used to pay for the project cost. Examples include the Measure M2 Fund, the Gas Tax Fund, and the Water Enterprise Fund. It is possible for multiple Funds to pay the costs of a single project.

**Fund Balance:** Describes the net position of various governmental funds. It is the accumulation of revenues minus expenditures.

**Funded:** The City has identified funding for the project.

**General Fund:** Account which the City has the most discretion on spending (least restrictions).

**Generally Accepted Accounting Principles (GAAP):** Set of accounting rules and procedures that is the default accounting standard used in the United States.

**Governmental Fund:** Accounts for City activities primarily supported by taxes and other similar revenue sources.

**Grant:** Restricted money from another governmental agency, based upon a project application and award. Due to limited grant resources, applications are typically competitive.

**Infrastructure:** Basic physical facilities, structures and systems that serve the city. Examples of infrastructure include roads, bridges, water supply and sewer systems.

# GLOSSARY

*To enhance understanding of the City's budget, we have provided a list of key terms and acronyms frequently mentioned in budget presentations and City Council discussions.*

**Maintenance of Effort (MOE):** Requirement for the City to spend its own unrestricted resources in order to receive restricted money from another governmental agency.

**Matching Requirement:** City commitment to fund a portion of a grant-funded project. For example, a grant may only fund 80% of the cost of a project and the City must fund a matching contribution for the remaining 20% from other resources.

**Mobility:** Ability to move freely and easily.

**Modified Accrual:** An alternative accounting method that combines accrual basis with cash basis. It recognizes revenues when they become available and measurable. This system of accounting records expenditures when liabilities are incurred. This method is commonly used by government agencies, such as the City of Santa Ana.

**Orange County Transportation Authority (OCTA):** County transportation planning commission, responsible for funding and implementing bus and rail transit, rideshare, environmental programs, active transportation, express lanes and freeways.

**Overlay:** Street pavement repair including grinding down the existing surface and laying fresh asphalt.

**Parks System:** Includes parkland, community centers, and park facilities such as restrooms, shelters, and playgrounds.

**Pavement Condition Index (PCI):** System of scoring the condition of street pavement, with a 100 being a newly constructed street and a 0 being a completely failed/impassable street.

**Proprietary Funds:** Used in governmental accounting for activities that involve businesslike transactions.

**Rehabilitation:** Repair of an existing facility.

**Reserves:** Savings account to be used primarily for emergencies.

**Residential Street:** Neighborhood streets that typically have a 25-mph speed limit.

**Revenue:** Money that comes in (income).

**Roadway:** Includes street pavement, sidewalks, medians, traffic safety implements such as bike lanes and guardrails, traffic signals and streetlights. It is common for restricted revenue to allow spending for all elements of a roadway.

# GLOSSARY

*To enhance understanding of the City's budget, we have provided a list of key terms and acronyms frequently mentioned in budget presentations and City Council discussions.*

**Secondary Street:** Feeder streets that connect neighborhoods to arterial streets.

**Sewer System:** Includes sewer main pipelines, pump stations, and sewage treatment facilities.

**Slurry Seal:** Street pavement repair consisting of a thin layer of slurry applied over the existing surface.

**Storm-water System:** Includes storm-water drainage pipelines, inlets/outlets, catch basins, and water-quality filtration systems

**Traffic Signal Synchronization:** Traffic engineering technique of matching the green light times for a series of intersections to enable the maximum number of vehicles to pass-through, reducing stops and delays experienced by motorists.

**Unfunded:** This term refers to a situation where the City has not identified available funding for a project. In such cases, the project cannot proceed until funding sources are secured.

**UUT (Utility User Tax):** This is one of the top six major general fund tax revenues. The UUT is a tax on utilities such as gas, electric, and communications. The revenue generated from this tax is used to fund various city services and operations.

**Water System:** This system includes water main pipelines, water meters, pump stations, and filtration/purification systems. It is responsible for the delivery of clean and safe water to residents and businesses in the city.