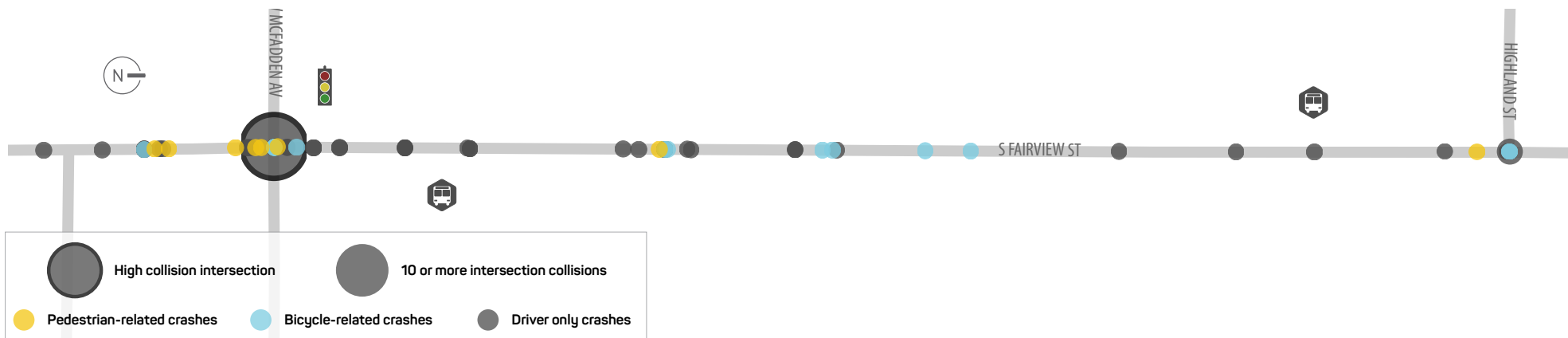


Appendix A.

Collision Analysis Worksheets



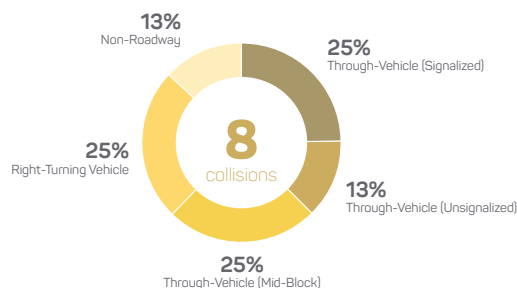
BICYCLE AND PEDESTRIAN COLLISIONS

Location Type	Ped	Bike
Mid-Block	3	7
Signalized Intersection	4	5
Unsignalized Intersection	1	2

TOTAL COLLISIONS

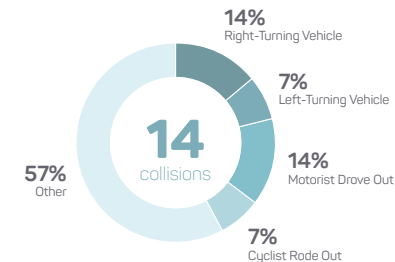
Primary Collision Factor	Number
Unsafe Speed	10
Auto R/W Violation	13
Traffic Signals and Signs	2
Improper Turning	10
Driving Under Influence	6
Pedestrian Violation	4
Wrong Side of Road	9
Ped R/W Violation	3
Unsafe Lane Change	4
Others	0
Unknown/Not Stated	19
TOTAL	80

PEDESTRIAN-RELATED

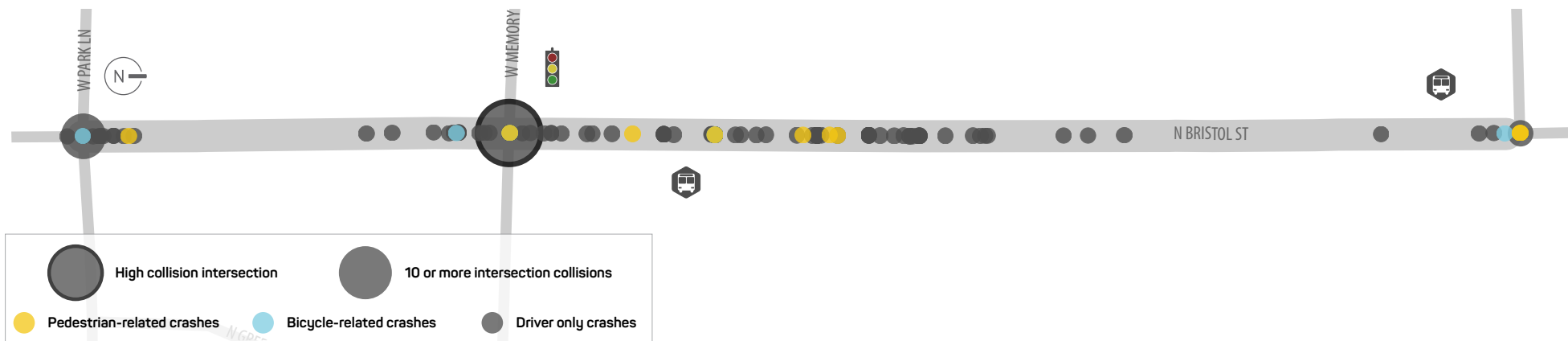


Primary Collision Factor	Number
Pedestrian Violation	4
Ped R/W Violation	3
Traffic Signals and Signs	0
Auto R/W Violation	0
Improper Turning	1
Unsafe Speed	0
Driving Under Influence	0
Wrong Side of Road	0
Unsafe Lane Change	0
Others	0
Unknown/Not Stated	0

BICYCLE-RELATED



Primary Collision Factor	Number
Wrong Side of Road	8
Auto R/W Violation	2
Traffic Signals and Signs	1
Improper Turning	0
Unsafe Speed	0
Driving Under Influence	0
Unsafe Lane Change	0
Pedestrian Violation	0
Ped R/W Violation	0
Others	0
Unknown/Not Stated	3



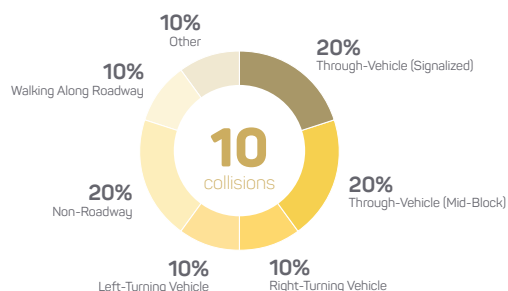
BICYCLE AND PEDESTRIAN COLLISIONS

Location Type	Ped	Bike
Mid-Block	5	2
Signalized Intersection	4	2
Unsignalized Intersection	1	1

TOTAL COLLISIONS

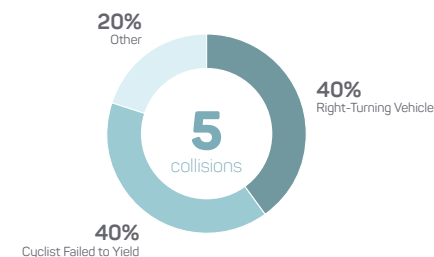
Primary Collision Factor	Number
Unsafe Speed	23
Auto R/W Violation	51
Traffic Signals and Signs	10
Improper Turning	6
Driving Under Influence	7
Pedestrian Violation	3
Wrong Side of Road	2
Ped R/W Violation	5
Unsafe Lane Change	1
Others	1
Unknown/Not Stated	26
TOTAL	135

PEDESTRIAN-RELATED



Primary Collision Factor	Number
Pedestrian Violation	3
Ped R/W Violation	5
Traffic Signals and Signs	1
Auto R/W Violation	0
Improper Turning	0
Unsafe Speed	0
Driving Under Influence	0
Wrong Side of Road	0
Unsafe Lane Change	0
Others	0
Unknown/Not Stated	1

BICYCLE-RELATED



Primary Collision Factor	Number
Wrong Side of Road	2
Auto R/W Violation	3
Traffic Signals and Signs	0
Improper Turning	0
Unsafe Speed	0
Driving Under Influence	0
Unsafe Lane Change	0
Pedestrian Violation	0
Ped R/W Violation	0
Others	0
Unknown/Not Stated	0



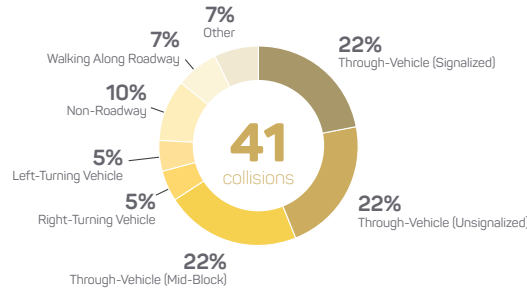
BICYCLE AND PEDESTRIAN COLLISIONS

Location Type	Ped	Bike
Mid-Block	12	9
Signalized Intersection	16	17
Unsignalized Intersection	13	13

TOTAL COLLISIONS

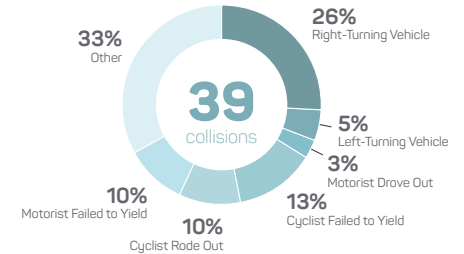
Primary Collision Factor	Number
Unsafe Speed	119
Auto R/W Violation	48
Traffic Signals and Signs	51
Improper Turning	37
Driving Under Influence	35
Pedestrian Violation	23
Wrong Side of Road	8
Ped R/W Violation	3
Unsafe Lane Change	8
Others	16
Unknown/Not Stated	116
TOTAL	464

PEDESTRIAN-RELATED




Primary Collision Factor	Number
Pedestrian Violation	23
Ped R/W Violation	2
Traffic Signals and Signs	2
Auto R/W Violation	2
Improper Turning	4
Unsafe Speed	1
Driving Under Influence	1
Wrong Side of Road	0
Unsafe Lane Change	0
Others	0
Unknown/Not Stated	6

BICYCLE-RELATED



Primary Collision Factor	Number
Wrong Side of Road	6
Auto R/W Violation	8
Traffic Signals and Signs	4
Improper Turning	2
Unsafe Speed	3
Driving Under Influence	1
Unsafe Lane Change	0
Pedestrian Violation	0
Ped R/W Violation	1
Others	4
Unknown/Not Stated	10



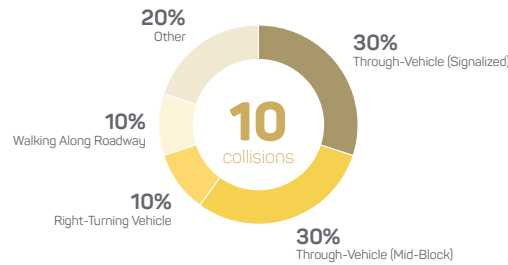
BICYCLE AND PEDESTRIAN COLLISIONS

Location Type	Ped	Bike
Mid-Block	5	6
Signalized Intersection	5	8
Unsignalized Intersection	0	2

TOTAL COLLISIONS

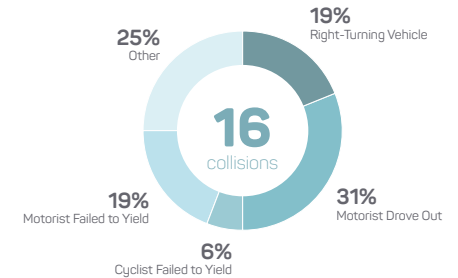
Primary Collision Factor	Number
Unsafe Speed	51
Auto R/W Violation	7
Traffic Signals and Signs	40
Improper Turning	16
Driving Under Influence	12
Pedestrian Violation	6
Wrong Side of Road	4
Ped R/W Violation	4
Unsafe Lane Change	10
Others	9
Unknown/Not Stated	54
TOTAL	213

PEDESTRIAN-RELATED

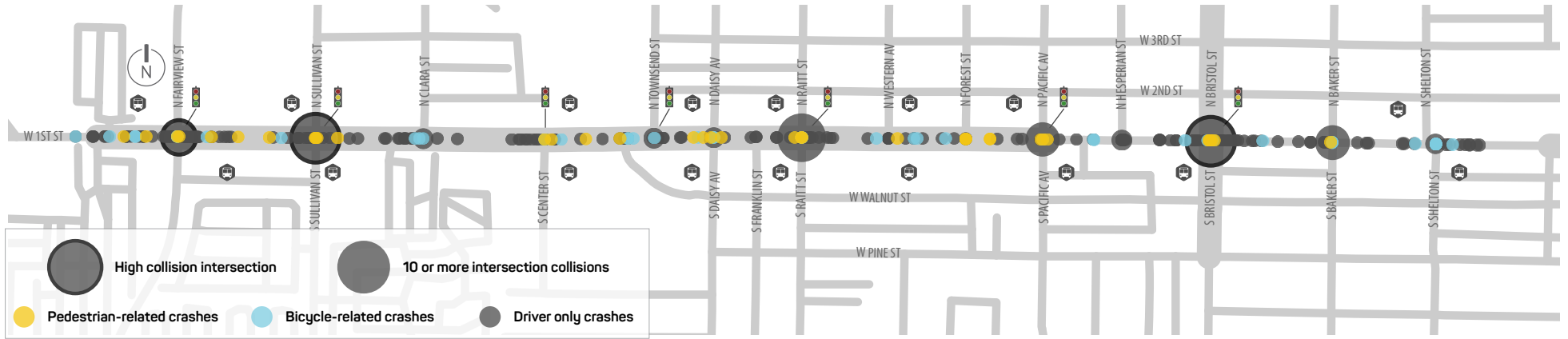


Primary Collision Factor	Number
Pedestrian Violation	6
Ped R/W Violation	4
Traffic Signals and Signs	0
Auto R/W Violation	0
Improper Turning	0
Unsafe Speed	0
Driving Under Influence	0
Wrong Side of Road	0
Unsafe Lane Change	0
Others	0
Unknown/Not Stated	0

BICYCLE-RELATED



Primary Collision Factor	Number
Wrong Side of Road	4
Auto R/W Violation	2
Traffic Signals and Signs	3
Improper Turning	1
Unsafe Speed	1
Driving Under Influence	0
Unsafe Lane Change	0
Pedestrian Violation	0
Ped R/W Violation	0
Others	3
Unknown/Not Stated	2



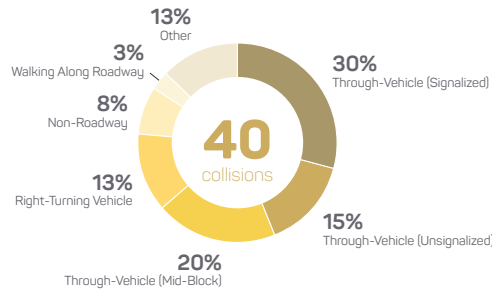
BICYCLE AND PEDESTRIAN COLLISIONS

Location Type	Ped	Bike
Mid-Block	12	21
Signalized Intersection	21	16
Unsignalized Intersection	7	13

TOTAL COLLISIONS


Primary Collision Factor	Number
Unsafe Speed	103
Auto R/W Violation	46
Traffic Signals and Signs	37
Improper Turning	44
Driving Under Influence	31
Pedestrian Violation	19
Wrong Side of Road	15
Ped R/W Violation	10
Unsafe Lane Change	12
Others	19
Unknown/Not Stated	119
TOTAL	455

PEDESTRIAN-RELATED

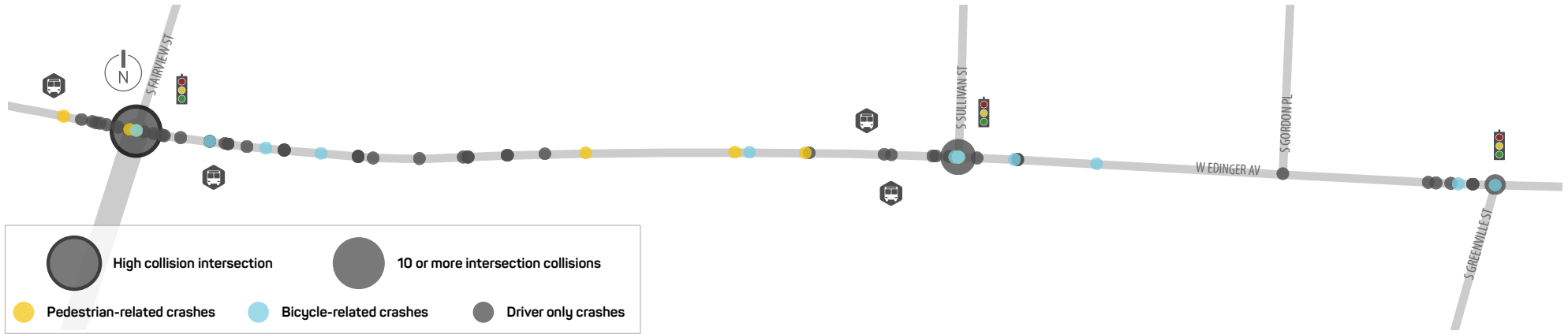


Primary Collision Factor	Number
Pedestrian Violation	18
Ped R/W Violation	10
Traffic Signals and Signs	2
Auto R/W Violation	1
Improper Turning	1
Unsafe Speed	0
Driving Under Influence	0
Wrong Side of Road	0
Unsafe Lane Change	0
Others	1
Unknown/Not Stated	7

BICYCLE-RELATED



Primary Collision Factor	Number
Wrong Side of Road	13
Auto R/W Violation	9
Traffic Signals and Signs	4
Improper Turning	3
Unsafe Speed	1
Driving Under Influence	0
Unsafe Lane Change	1
Pedestrian Violation	1
Ped R/W Violation	0
Others	4
Unknown/Not Stated	14



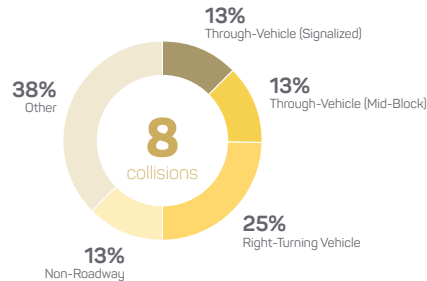
BICYCLE AND PEDESTRIAN COLLISIONS

Location Type	Ped	Bike
Mid-Block	4	6
Signalized Intersection	4	6
Unsignalized Intersection	0	0

TOTAL COLLISIONS

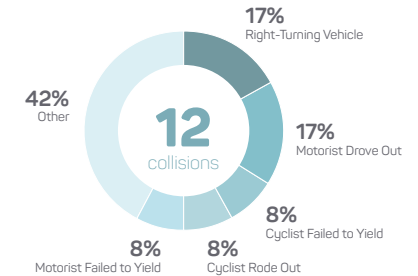
Primary Collision Factor	Number
Unsafe Speed	18
Auto R/W Violation	20
Traffic Signals and Signs	5
Improper Turning	11
Driving Under Influence	4
Pedestrian Violation	3
Wrong Side of Road	1
Ped R/W Violation	4
Unsafe Lane Change	0
Others	5
Unknown/Not Stated	24
TOTAL	95

PEDESTRIAN-RELATED

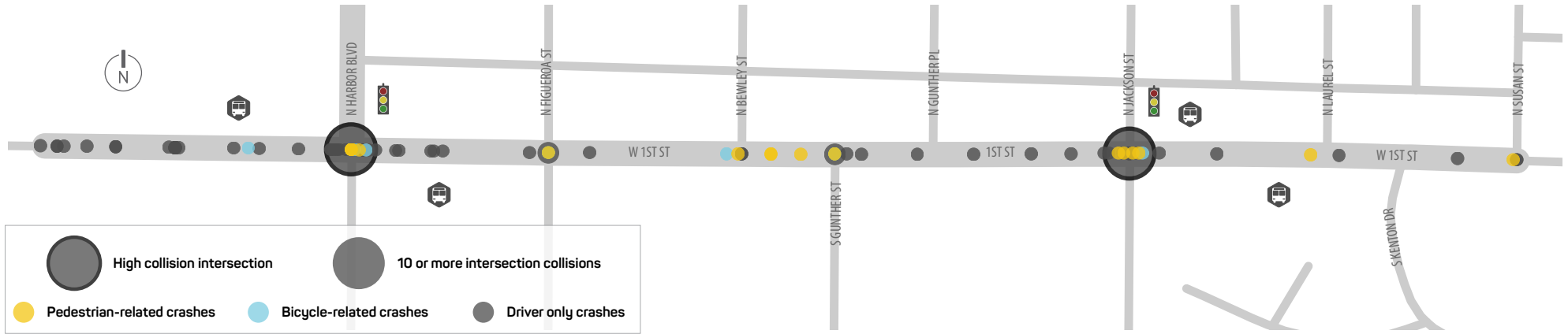


Primary Collision Factor	Number
Pedestrian Violation	3
Ped R/W Violation	3
Traffic Signals and Signs	0
Auto R/W Violation	0
Improper Turning	1
Unsafe Speed	0
Driving Under Influence	0
Wrong Side of Road	0
Unsafe Lane Change	0
Others	0
Unknown/Not Stated	1

BICYCLE-RELATED



Primary Collision Factor	Number
Wrong Side of Road	1
Auto R/W Violation	4
Traffic Signals and Signs	2
Improper Turning	1
Unsafe Speed	2
Driving Under Influence	1
Unsafe Lane Change	0
Pedestrian Violation	0
Ped R/W Violation	1
Others	0
Unknown/Not Stated	0



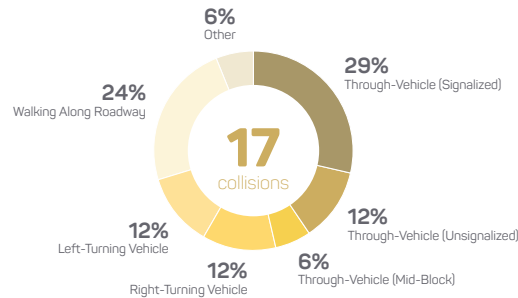
BICYCLE AND PEDESTRIAN COLLISIONS

Location Type	Ped	Bike
Mid-Block	1	1
Signalized Intersection	9	4
Unsignalized Intersection	7	3

TOTAL COLLISIONS

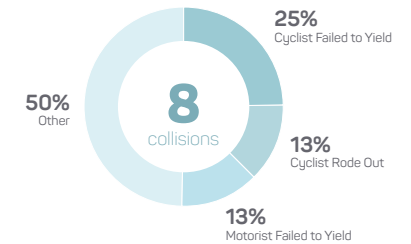
Primary Collision Factor	Number
Unsafe Speed	13
Auto R/W Violation	22
Traffic Signals and Signs	16
Improper Turning	17
Driving Under Influence	5
Pedestrian Violation	7
Wrong Side of Road	3
Ped R/W Violation	5
Unsafe Lane Change	5
Others	4
Unknown/Not Stated	37
TOTAL	134

PEDESTRIAN-RELATED

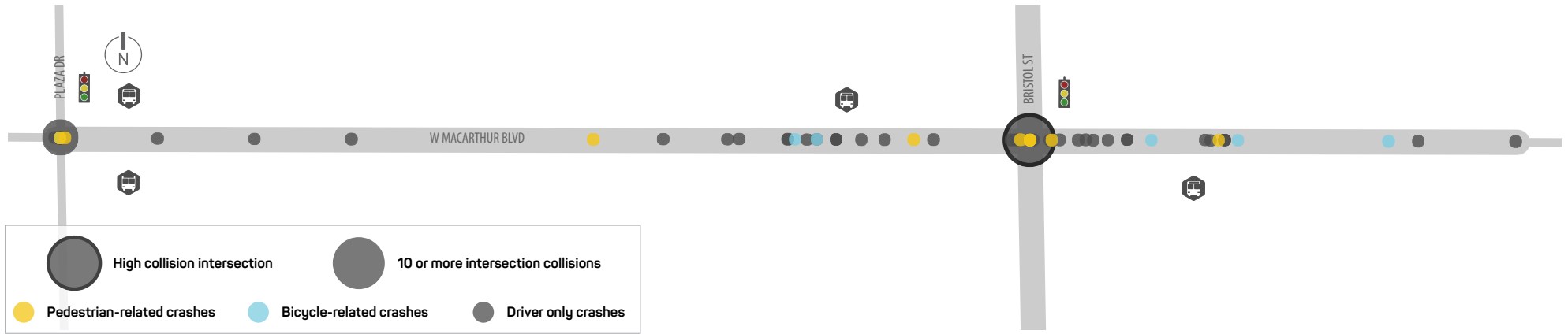


Primary Collision Factor	Number
Pedestrian Violation	7
Ped R/W Violation	5
Traffic Signals and Signs	2
Auto R/W Violation	0
Improper Turning	0
Unsafe Speed	0
Driving Under Influence	1
Wrong Side of Road	0
Unsafe Lane Change	0
Others	0
Unknown/Not Stated	2

BICYCLE-RELATED



Primary Collision Factor	Number
Wrong Side of Road	1
Auto R/W Violation	1
Traffic Signals and Signs	2
Improper Turning	2
Unsafe Speed	0
Driving Under Influence	0
Unsafe Lane Change	0
Pedestrian Violation	0
Ped R/W Violation	0
Others	0
Unknown/Not Stated	2



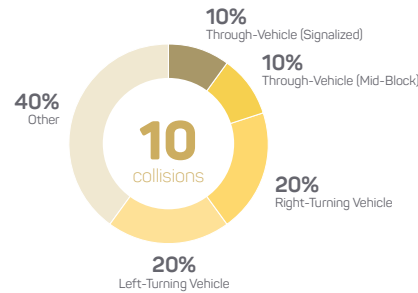
BICYCLE AND PEDESTRIAN COLLISIONS

Location Type	Ped	Bike
Mid-Block	3	5
Signalized Intersection	7	2
Unsignalized Intersection	0	0

TOTAL COLLISIONS

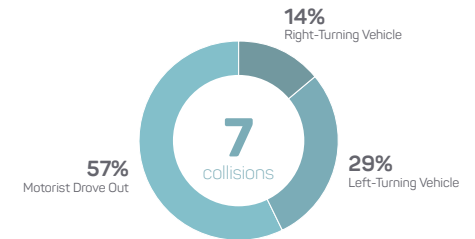
Primary Collision Factor	Number
Unsafe Speed	8
Auto R/W Violation	22
Traffic Signals and Signs	12
Improper Turning	7
Driving Under Influence	4
Pedestrian Violation	3
Wrong Side of Road	3
Ped R/W Violation	3
Unsafe Lane Change	1
Others	5
Unknown/Not Stated	21
TOTAL	89

PEDESTRIAN-RELATED

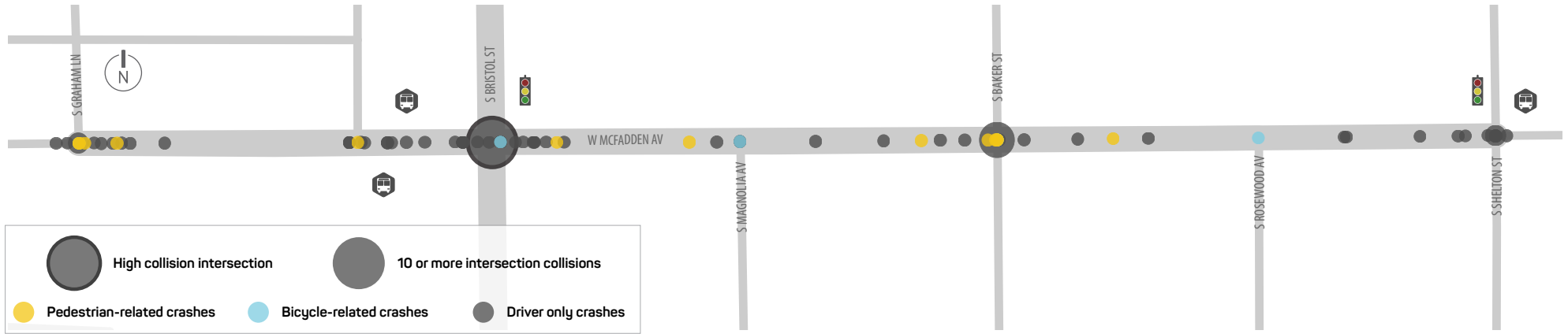


Primary Collision Factor	Number
Pedestrian Violation	3
Ped R/W Violation	3
Traffic Signals and Signs	0
Auto R/W Violation	1
Improper Turning	1
Unsafe Speed	0
Driving Under Influence	0
Wrong Side of Road	0
Unsafe Lane Change	0
Others	0
Unknown/Not Stated	2

BICYCLE-RELATED



Primary Collision Factor	Number
Wrong Side of Road	3
Auto R/W Violation	0
Traffic Signals and Signs	0
Improper Turning	0
Unsafe Speed	0
Driving Under Influence	0
Unsafe Lane Change	0
Pedestrian Violation	0
Ped R/W Violation	0
Others	2
Unknown/Not Stated	2



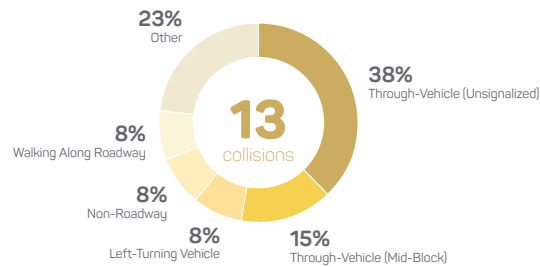
BICYCLE AND PEDESTRIAN COLLISIONS

Location Type	Ped	Bike
Mid-Block	4	0
Signalized Intersection	0	1
Unsignalized Intersection	9	5

TOTAL COLLISIONS

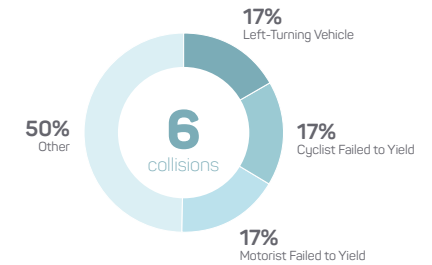
Primary Collision Factor	Number
Unsafe Speed	19
Auto R/W Violation	18
Traffic Signals and Signs	3
Improper Turning	12
Driving Under Influence	13
Pedestrian Violation	5
Wrong Side of Road	2
Ped R/W Violation	4
Unsafe Lane Change	1
Others	2
Unknown/Not Stated	23
TOTAL	102

PEDESTRIAN-RELATED

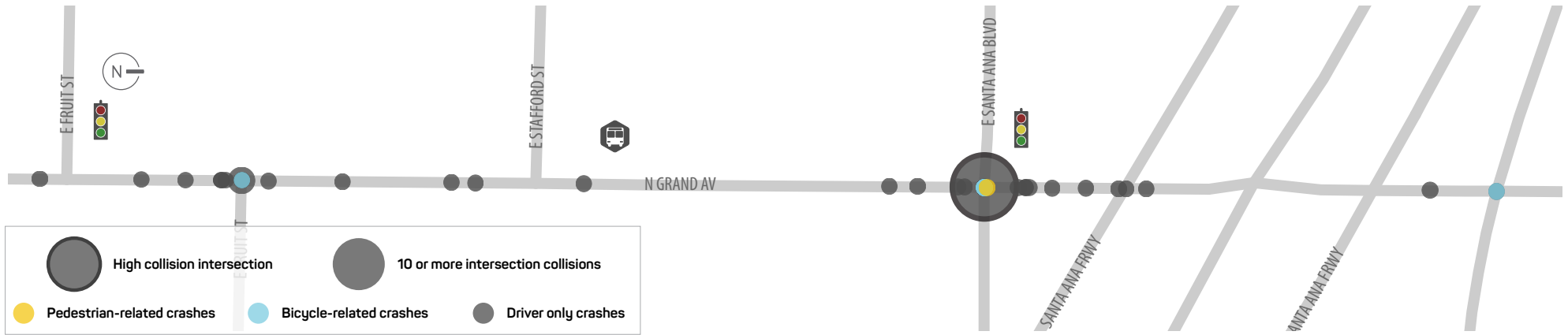


Primary Collision Factor	Number
Pedestrian Violation	5
Ped R/W Violation	4
Traffic Signals and Signs	0
Auto R/W Violation	0
Improper Turning	2
Unsafe Speed	0
Driving Under Influence	1
Wrong Side of Road	0
Unsafe Lane Change	0
Others	1
Unknown/Not Stated	0

BICYCLE-RELATED



Primary Collision Factor	Number
Wrong Side of Road	2
Auto R/W Violation	0
Traffic Signals and Signs	1
Improper Turning	1
Unsafe Speed	1
Driving Under Influence	0
Unsafe Lane Change	0
Pedestrian Violation	0
Ped R/W Violation	0
Others	0
Unknown/Not Stated	1



BICYCLE AND PEDESTRIAN COLLISIONS

Location Type	Ped	Bike
Mid-Block	0	0
Signalized Intersection	1	8
Unsignalized Intersection	0	2

TOTAL COLLISIONS

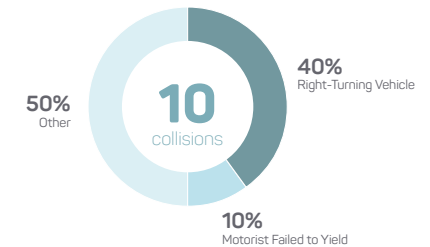
Primary Collision Factor	Number
Unsafe Speed	16
Auto R/W Violation	5
Traffic Signals and Signs	14
Improper Turning	3
Driving Under Influence	2
Pedestrian Violation	1
Wrong Side of Road	4
Ped R/W Violation	0
Unsafe Lane Change	2
Others	3
Unknown/Not Stated	20
TOTAL	70

PEDESTRIAN-RELATED

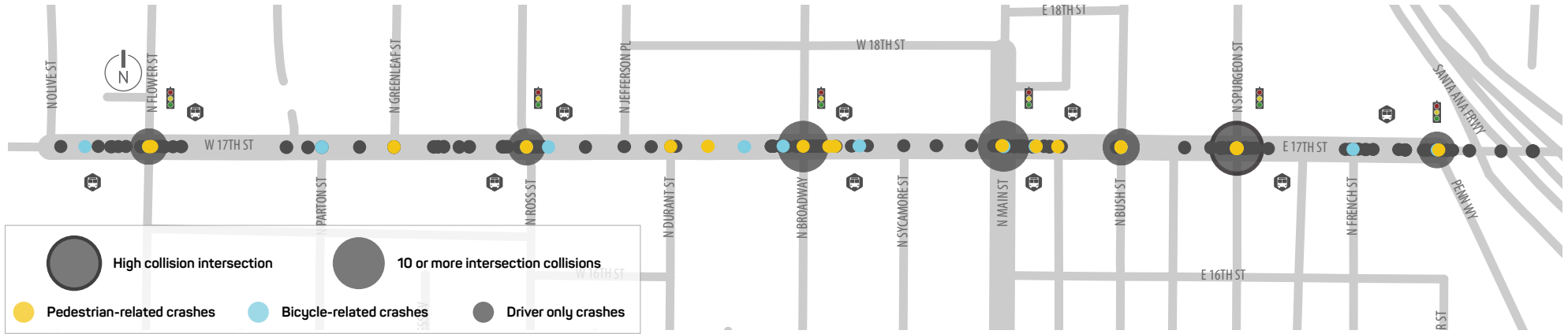


Primary Collision Factor	Number
Pedestrian Violation	1
Ped R/W Violation	0
Traffic Signals and Signs	0
Auto R/W Violation	0
Improper Turning	0
Unsafe Speed	0
Driving Under Influence	0
Wrong Side of Road	0
Unsafe Lane Change	0
Others	0
Unknown/Not Stated	0

BICYCLE-RELATED



Primary Collision Factor	Number
Wrong Side of Road	4
Auto R/W Violation	2
Traffic Signals and Signs	1
Improper Turning	0
Unsafe Speed	0
Driving Under Influence	0
Unsafe Lane Change	0
Pedestrian Violation	0
Ped R/W Violation	0
Others	1
Unknown/Not Stated	2



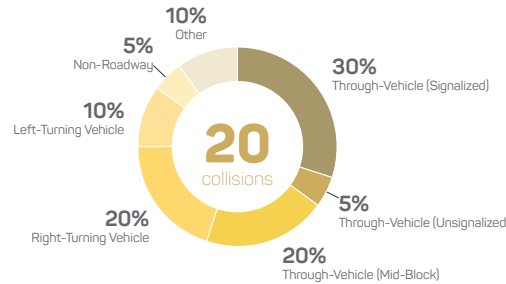
BICYCLE AND PEDESTRIAN COLLISIONS

Location Type	Ped	Bike
Mid-Block	5	7
Signalized Intersection	11	5
Unsignalized Intersection	4	5

TOTAL COLLISIONS

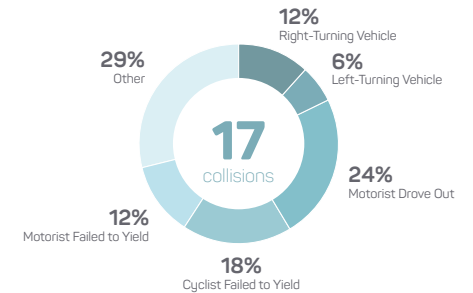
Primary Collision Factor	Number
Unsafe Speed	82
Auto R/W Violation	13
Traffic Signals and Signs	24
Improper Turning	19
Driving Under Influence	11
Pedestrian Violation	8
Wrong Side of Road	11
Ped R/W Violation	5
Unsafe Lane Change	6
Others	14
Unknown/Not Stated	90
TOTAL	283

PEDESTRIAN-RELATED

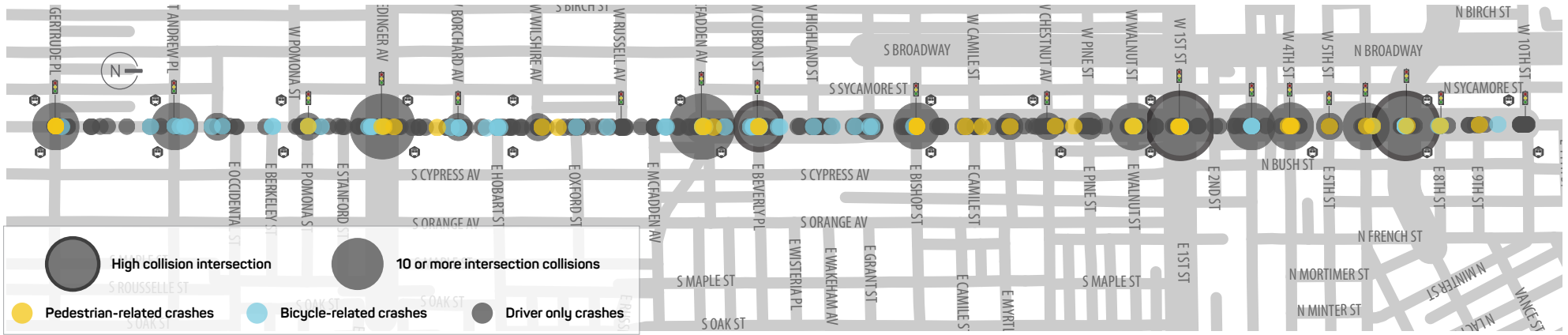


Primary Collision Factor	Number
Pedestrian Violation	8
Ped R/W Violation	5
Traffic Signals and Signs	1
Auto R/W Violation	2
Improper Turning	0
Unsafe Speed	0
Driving Under Influence	1
Wrong Side of Road	0
Unsafe Lane Change	0
Others	1
Unknown/Not Stated	2

BICYCLE-RELATED



Primary Collision Factor	Number
Wrong Side of Road	9
Auto R/W Violation	1
Traffic Signals and Signs	3
Improper Turning	1
Unsafe Speed	0
Driving Under Influence	0
Unsafe Lane Change	0
Pedestrian Violation	0
Ped R/W Violation	0
Others	0
Unknown/Not Stated	3



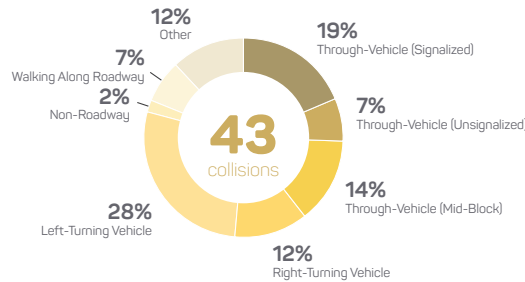
BICYCLE AND PEDESTRIAN COLLISIONS

Location Type	Ped	Bike
Mid-Block	9	23
Signalized Intersection	29	40
Unsignalized Intersection	5	13

TOTAL COLLISIONS

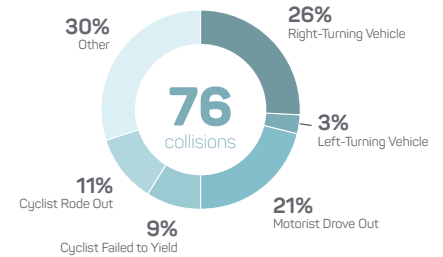
Primary Collision Factor	Number
Unsafe Speed	113
Auto R/W Violation	64
Traffic Signals and Signs	53
Improper Turning	58
Driving Under Influence	41
Pedestrian Violation	17
Wrong Side of Road	29
Ped R/W Violation	14
Unsafe Lane Change	6
Others	25
Unknown/Not Stated	166
TOTAL	586

PEDESTRIAN-RELATED

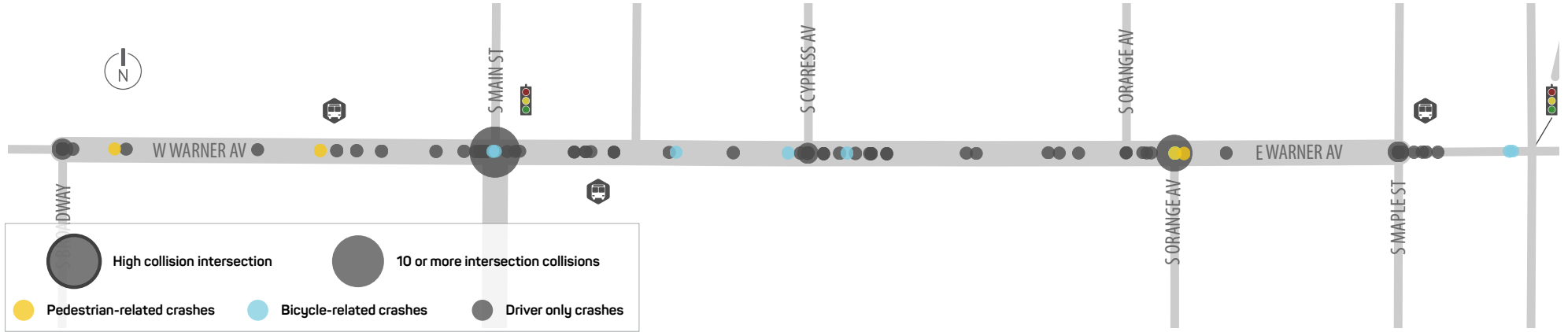


Primary Collision Factor	Number
Pedestrian Violation	17
Ped R/W Violation	14
Traffic Signals and Signs	1
Auto R/W Violation	1
Improper Turning	0
Unsafe Speed	1
Driving Under Influence	0
Wrong Side of Road	0
Unsafe Lane Change	0
Others	2
Unknown/Not Stated	7

BICYCLE-RELATED



Primary Collision Factor	Number
Wrong Side of Road	27
Auto R/W Violation	8
Traffic Signals and Signs	11
Improper Turning	5
Unsafe Speed	3
Driving Under Influence	0
Unsafe Lane Change	0
Pedestrian Violation	0
Ped R/W Violation	0
Others	4
Unknown/Not Stated	18



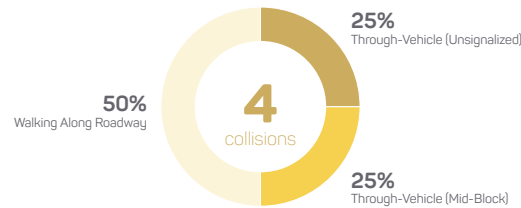
BICYCLE AND PEDESTRIAN COLLISIONS

Location Type	Ped	Bike
Mid-Block	2	4
Signalized Intersection	0	2
Unsignalized Intersection	2	5

TOTAL COLLISIONS

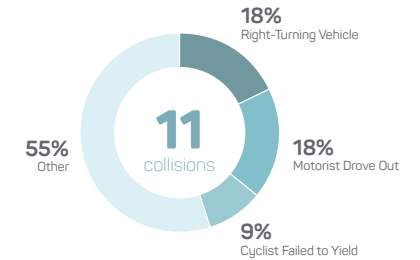
Primary Collision Factor	Number
Unsafe Speed	23
Auto R/W Violation	23
Traffic Signals and Signs	5
Improper Turning	10
Driving Under Influence	8
Pedestrian Violation	3
Wrong Side of Road	2
Ped R/W Violation	1
Unsafe Lane Change	1
Others	3
Unknown/Not Stated	30
TOTAL	109

PEDESTRIAN-RELATED

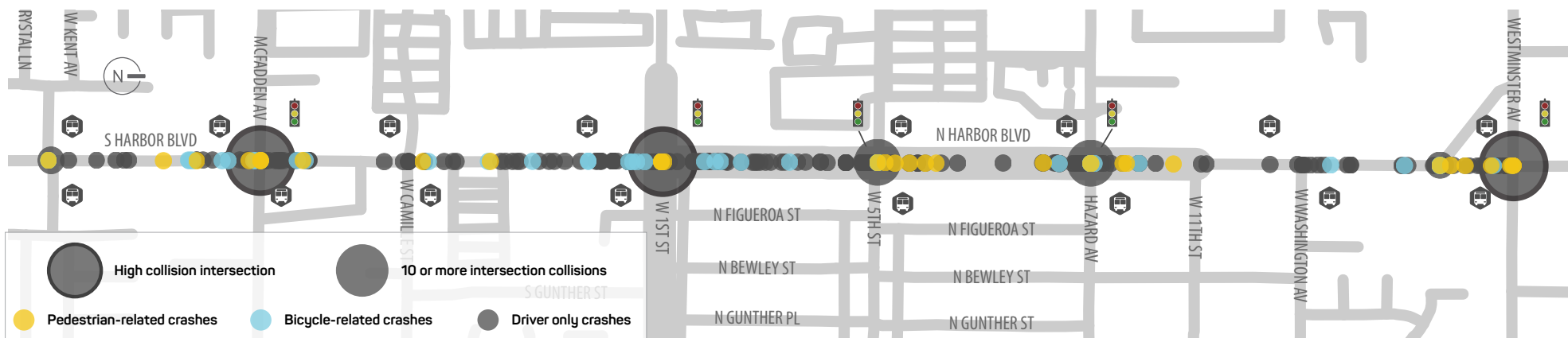


Primary Collision Factor	Number
Pedestrian Violation	3
Ped R/W Violation	1
Traffic Signals and Signs	0
Auto R/W Violation	0
Improper Turning	0
Unsafe Speed	0
Driving Under Influence	0
Wrong Side of Road	0
Unsafe Lane Change	0
Others	0
Unknown/Not Stated	0

BICYCLE-RELATED



Primary Collision Factor	Number
Wrong Side of Road	1
Auto R/W Violation	1
Traffic Signals and Signs	1
Improper Turning	1
Unsafe Speed	0
Driving Under Influence	1
Unsafe Lane Change	0
Pedestrian Violation	0
Ped R/W Violation	0
Others	1
Unknown/Not Stated	5



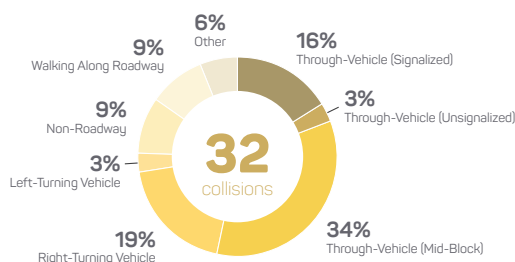
BICYCLE AND PEDESTRIAN COLLISIONS

Location Type	Ped	Bike
Mid-Block	17	26
Signalized Intersection	14	15
Unsignalized Intersection	1	5

TOTAL COLLISIONS

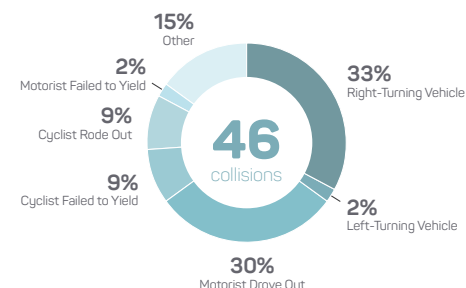
Primary Collision Factor	Number
Unsafe Speed	121
Auto R/W Violation	26
Traffic Signals and Signs	23
Improper Turning	45
Driving Under Influence	23
Pedestrian Violation	21
Wrong Side of Road	20
Ped R/W Violation	4
Unsafe Lane Change	9
Others	16
Unknown/Not Stated	97
TOTAL	405

PEDESTRIAN-RELATED

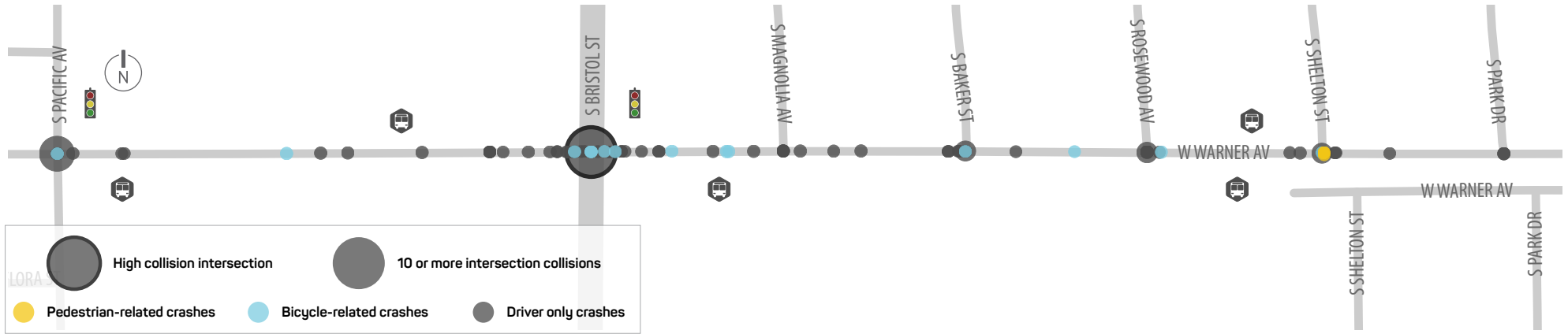


Primary Collision Factor	Number
Pedestrian Violation	20
Ped R/W Violation	4
Traffic Signals and Signs	0
Auto R/W Violation	1
Improper Turning	1
Unsafe Speed	0
Driving Under Influence	0
Wrong Side of Road	0
Unsafe Lane Change	0
Others	1
Unknown/Not Stated	5

BICYCLE-RELATED



Primary Collision Factor	Number
Wrong Side of Road	20
Auto R/W Violation	6
Traffic Signals and Signs	5
Improper Turning	2
Unsafe Speed	2
Driving Under Influence	1
Unsafe Lane Change	0
Pedestrian Violation	1
Ped R/W Violation	0
Others	1
Unknown/Not Stated	8



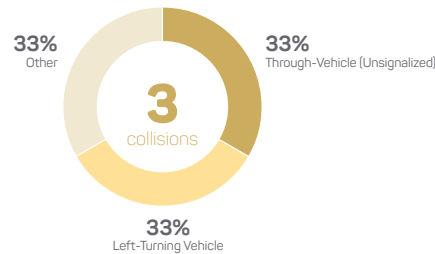
BICYCLE AND PEDESTRIAN COLLISIONS

Location Type	Ped	Bike
Mid-Block	0	5
Signalized Intersection	0	6
Unsignalized Intersection	3	3

TOTAL COLLISIONS

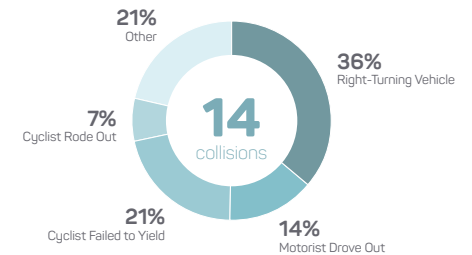
Primary Collision Factor	Number
Unsafe Speed	20
Auto R/W Violation	16
Traffic Signals and Signs	11
Improper Turning	12
Driving Under Influence	9
Pedestrian Violation	0
Wrong Side of Road	6
Ped R/W Violation	2
Unsafe Lane Change	3
Others	2
Unknown/Not Stated	30
TOTAL	111

PEDESTRIAN-RELATED

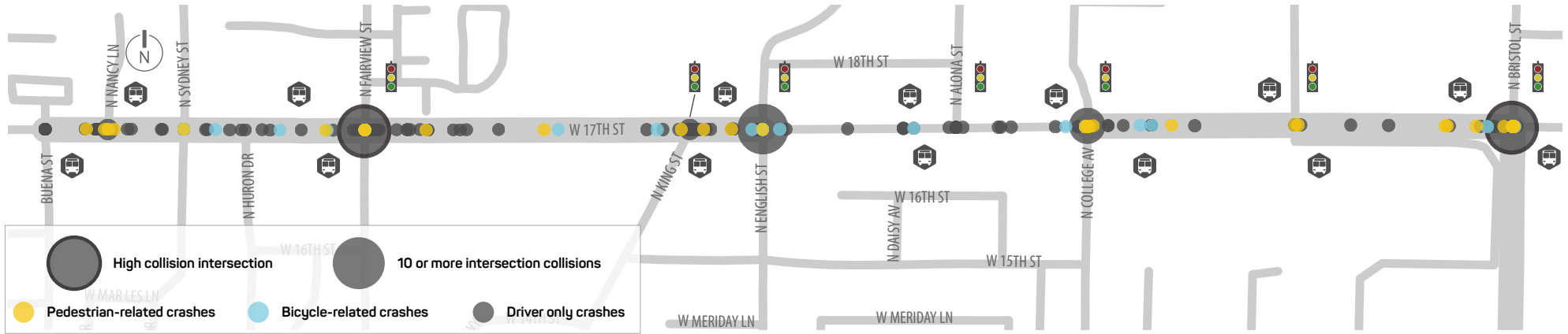


Primary Collision Factor	Number
Pedestrian Violation	0
Ped R/W Violation	2
Traffic Signals and Signs	0
Auto R/W Violation	0
Improper Turning	0
Unsafe Speed	0
Driving Under Influence	0
Wrong Side of Road	0
Unsafe Lane Change	0
Others	1
Unknown/Not Stated	0

BICYCLE-RELATED



Primary Collision Factor	Number
Wrong Side of Road	6
Auto R/W Violation	1
Traffic Signals and Signs	1
Improper Turning	1
Unsafe Speed	0
Driving Under Influence	0
Unsafe Lane Change	1
Pedestrian Violation	0
Ped R/W Violation	0
Others	0
Unknown/Not Stated	4



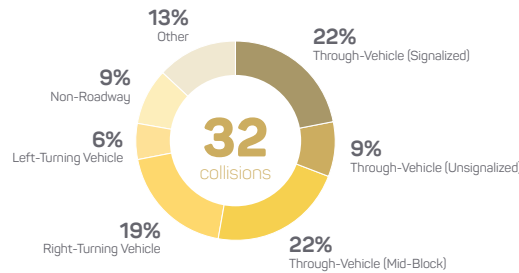
BICYCLE AND PEDESTRIAN COLLISIONS

Location Type	Ped	Bike
Mid-Block	10	11
Signalized Intersection	18	14
Unsignalized Intersection	4	3

TOTAL COLLISIONS

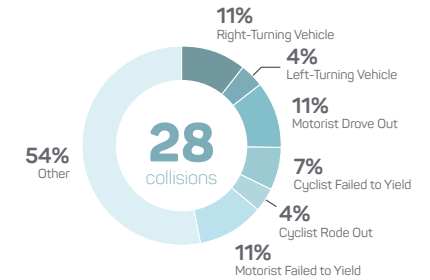
Primary Collision Factor	Number
Unsafe Speed	49
Auto R/W Violation	21
Traffic Signals and Signs	24
Improper Turning	19
Driving Under Influence	12
Pedestrian Violation	16
Wrong Side of Road	9
Ped R/W Violation	9
Unsafe Lane Change	6
Others	15
Unknown/Not Stated	84
TOTAL	264

PEDESTRIAN-RELATED

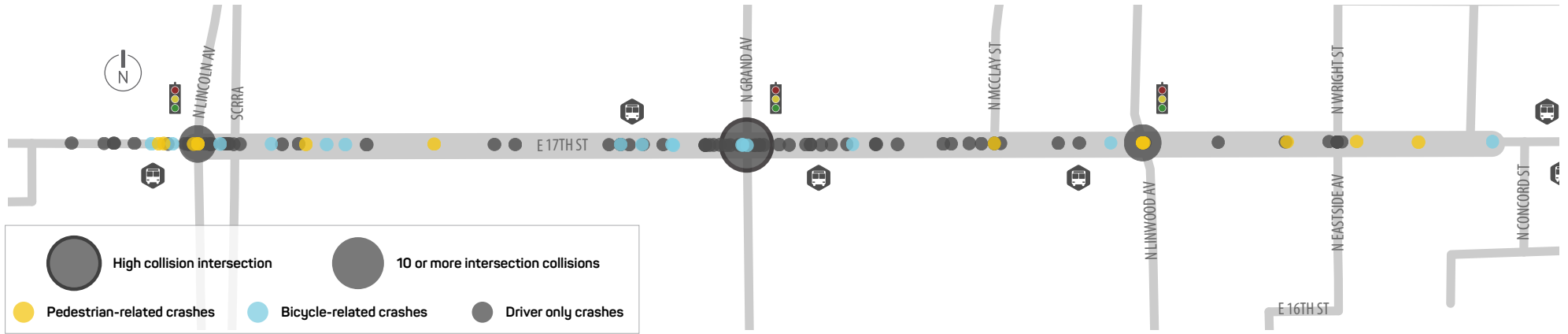


Primary Collision Factor	Number
Pedestrian Violation	15
Ped R/W Violation	9
Traffic Signals and Signs	2
Auto R/W Violation	0
Improper Turning	0
Unsafe Speed	1
Driving Under Influence	0
Wrong Side of Road	0
Unsafe Lane Change	0
Others	3
Unknown/Not Stated	2

BICYCLE-RELATED



Primary Collision Factor	Number
Wrong Side of Road	7
Auto R/W Violation	4
Traffic Signals and Signs	2
Improper Turning	1
Unsafe Speed	3
Driving Under Influence	1
Unsafe Lane Change	0
Pedestrian Violation	0
Ped R/W Violation	0
Others	3
Unknown/Not Stated	7



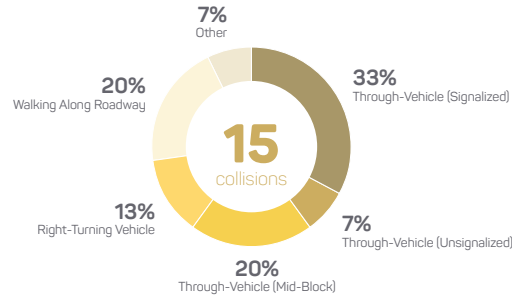
BICYCLE AND PEDESTRIAN COLLISIONS

Location Type	Ped	Bike
Mid-Block	6	13
Signalized Intersection	7	3
Unsignalized Intersection	2	0

TOTAL COLLISIONS

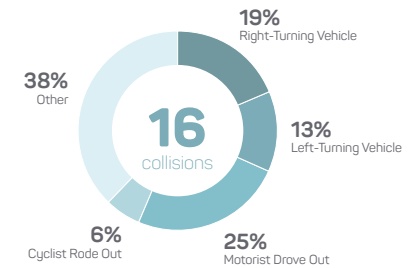
Primary Collision Factor	Number
Unsafe Speed	41
Auto R/W Violation	10
Traffic Signals and Signs	17
Improper Turning	15
Driving Under Influence	1
Pedestrian Violation	9
Wrong Side of Road	3
Ped R/W Violation	2
Unsafe Lane Change	3
Others	4
Unknown/Not Stated	45
TOTAL	150

PEDESTRIAN-RELATED

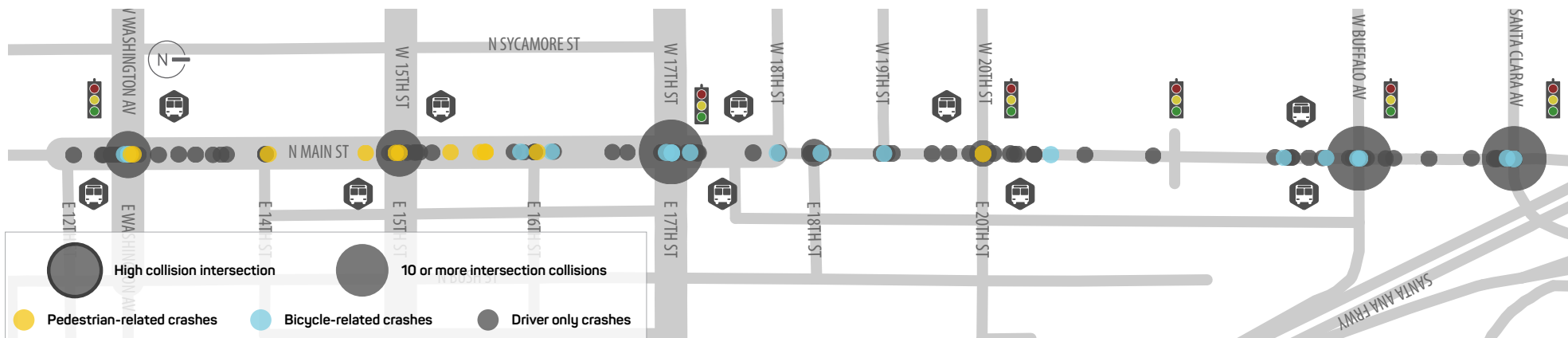


Primary Collision Factor	Number
Pedestrian Violation	9
Ped R/W Violation	2
Traffic Signals and Signs	2
Auto R/W Violation	1
Improper Turning	0
Unsafe Speed	0
Driving Under Influence	0
Wrong Side of Road	0
Unsafe Lane Change	0
Others	0
Unknown/Not Stated	1

BICYCLE-RELATED



Primary Collision Factor	Number
Wrong Side of Road	3
Auto R/W Violation	1
Traffic Signals and Signs	2
Improper Turning	2
Unsafe Speed	0
Driving Under Influence	0
Unsafe Lane Change	0
Pedestrian Violation	0
Ped R/W Violation	0
Others	0
Unknown/Not Stated	8



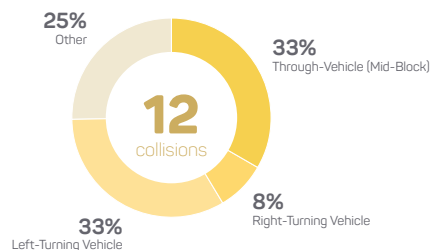
BICYCLE AND PEDESTRIAN COLLISIONS

Location Type	Ped	Bike
Mid-Block	5	5
Signalized Intersection	3	11
Unsignalized Intersection	4	4

TOTAL COLLISIONS

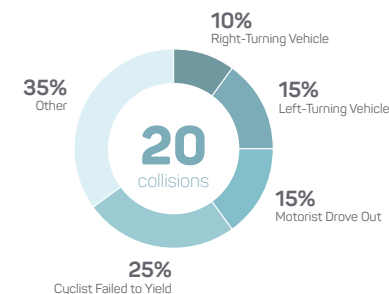
Primary Collision Factor	Number
Unsafe Speed	34
Auto R/W Violation	32
Traffic Signals and Signs	44
Improper Turning	16
Driving Under Influence	11
Pedestrian Violation	7
Wrong Side of Road	3
Ped R/W Violation	4
Unsafe Lane Change	7
Others	13
Unknown/Not Stated	68
TOTAL	239

PEDESTRIAN-RELATED

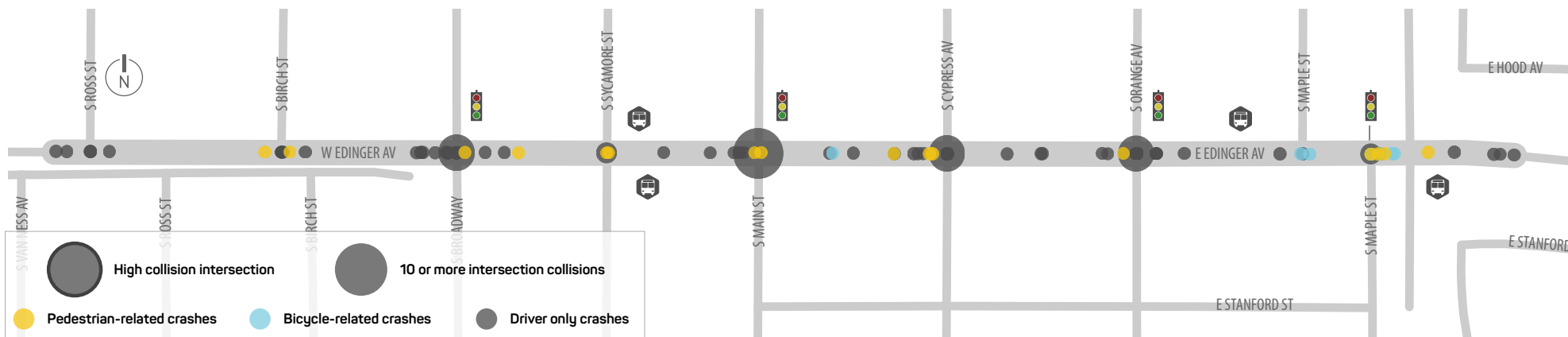


Primary Collision Factor	Number
Pedestrian Violation	6
Ped R/W Violation	4
Traffic Signals and Signs	0
Auto R/W Violation	1
Improper Turning	0
Unsafe Speed	0
Driving Under Influence	0
Wrong Side of Road	0
Unsafe Lane Change	0
Others	1
Unknown/Not Stated	0

BICYCLE-RELATED



Primary Collision Factor	Number
Wrong Side of Road	3
Auto R/W Violation	3
Traffic Signals and Signs	5
Improper Turning	0
Unsafe Speed	0
Driving Under Influence	0
Unsafe Lane Change	1
Pedestrian Violation	1
Ped R/W Violation	0
Others	0
Unknown/Not Stated	7



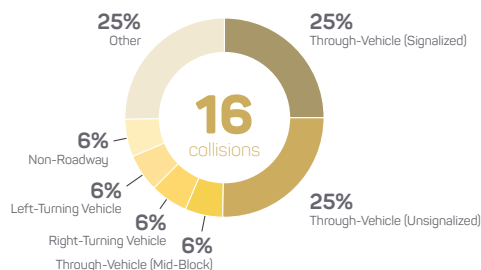
BICYCLE AND PEDESTRIAN COLLISIONS

Location Type	Ped	Bike
Mid-Block	3	1
Signalized Intersection	7	4
Unsignalized Intersection	6	2

TOTAL COLLISIONS

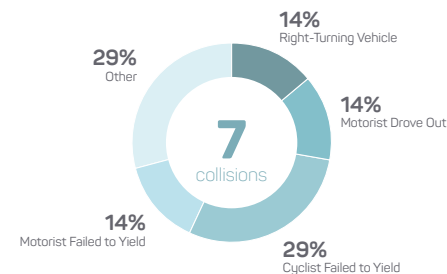
Primary Collision Factor	Number
Unsafe Speed	23
Auto R/W Violation	39
Traffic Signals and Signs	14
Improper Turning	9
Driving Under Influence	9
Pedestrian Violation	7
Wrong Side of Road	1
Ped R/W Violation	4
Unsafe Lane Change	3
Others	2
Unknown/Not Stated	30
TOTAL	141

PEDESTRIAN-RELATED

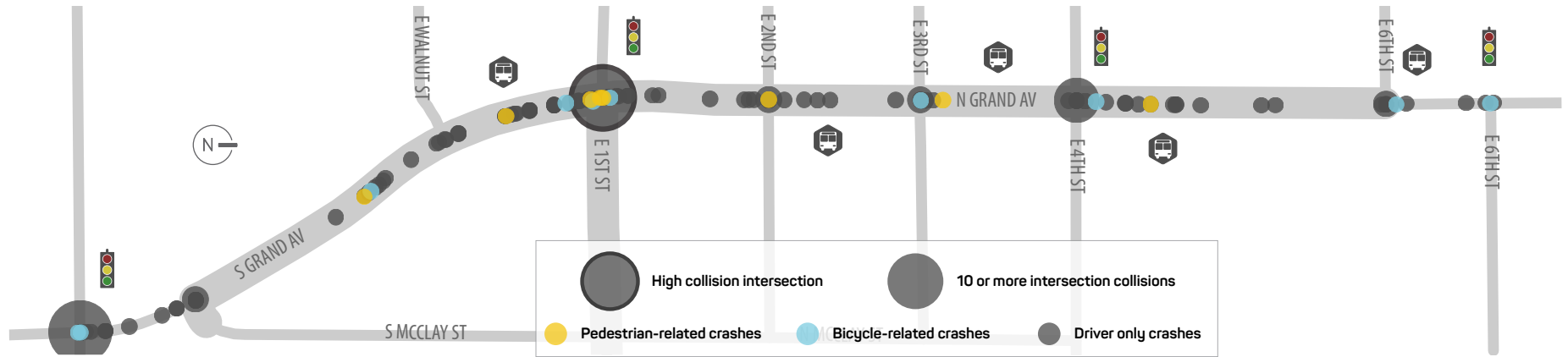


Primary Collision Factor	Number
Pedestrian Violation	7
Ped R/W Violation	4
Traffic Signals and Signs	1
Auto R/W Violation	0
Improper Turning	0
Unsafe Speed	0
Driving Under Influence	0
Wrong Side of Road	0
Unsafe Lane Change	0
Others	2
Unknown/Not Stated	2

BICYCLE-RELATED



Primary Collision Factor	Number
Wrong Side of Road	1
Auto R/W Violation	4
Traffic Signals and Signs	1
Improper Turning	0
Unsafe Speed	0
Driving Under Influence	0
Unsafe Lane Change	0
Pedestrian Violation	0
Ped R/W Violation	0
Others	0
Unknown/Not Stated	1



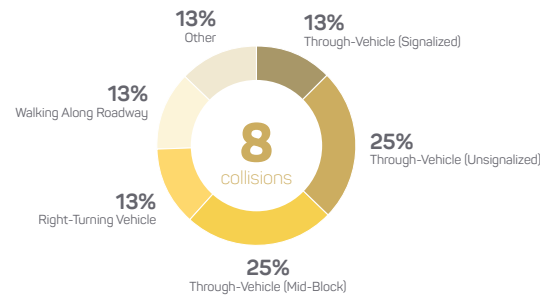
BICYCLE AND PEDESTRIAN COLLISIONS

Location Type	Ped	Bike
Mid-Block	3	3
Signalized Intersection	3	5
Unsignalized Intersection	2	2

TOTAL COLLISIONS


Primary Collision Factor	Number
Unsafe Speed	29
Auto R/W Violation	31
Traffic Signals and Signs	10
Improper Turning	12
Driving Under Influence	7
Pedestrian Violation	7
Wrong Side of Road	0
Ped R/W Violation	1
Unsafe Lane Change	8
Others	5
Unknown/Not Stated	52
TOTAL	162

PEDESTRIAN-RELATED

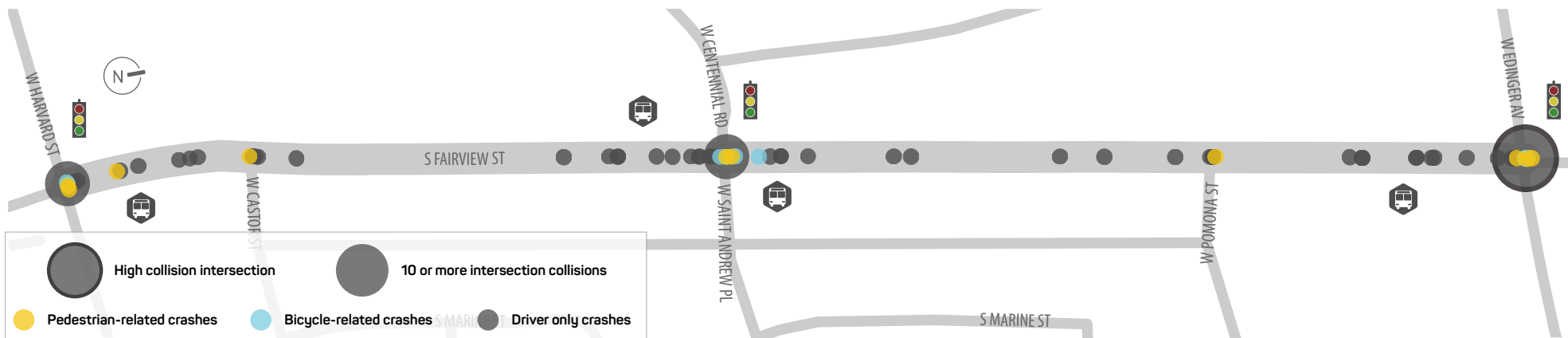


Primary Collision Factor	Number
Pedestrian Violation	7
Ped R/W Violation	0
Traffic Signals and Signs	0
Auto R/W Violation	0
Improper Turning	0
Unsafe Speed	0
Driving Under Influence	0
Wrong Side of Road	0
Unsafe Lane Change	0
Others	0
Unknown/Not Stated	1

BICYCLE-RELATED



Primary Collision Factor	Number
Wrong Side of Road	0
Auto R/W Violation	3
Traffic Signals and Signs	1
Improper Turning	1
Unsafe Speed	0
Driving Under Influence	0
Unsafe Lane Change	1
Pedestrian Violation	0
Ped R/W Violation	1
Others	0
Unknown/Not Stated	3



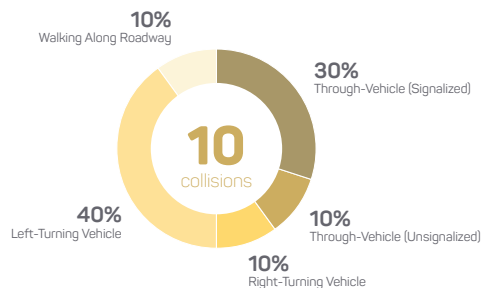
BICYCLE AND PEDESTRIAN COLLISIONS

Location Type	Ped	Bike
Mid-Block	1	1
Signalized Intersection	7	11
Unsignalized Intersection	2	0

TOTAL COLLISIONS

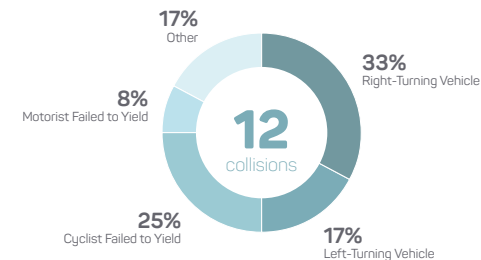
Primary Collision Factor	Number
Unsafe Speed	22
Auto R/W Violation	12
Traffic Signals and Signs	18
Improper Turning	11
Driving Under Influence	5
Pedestrian Violation	3
Wrong Side of Road	4
Ped R/W Violation	8
Unsafe Lane Change	4
Others	2
Unknown/Not Stated	24
TOTAL	113

PEDESTRIAN-RELATED

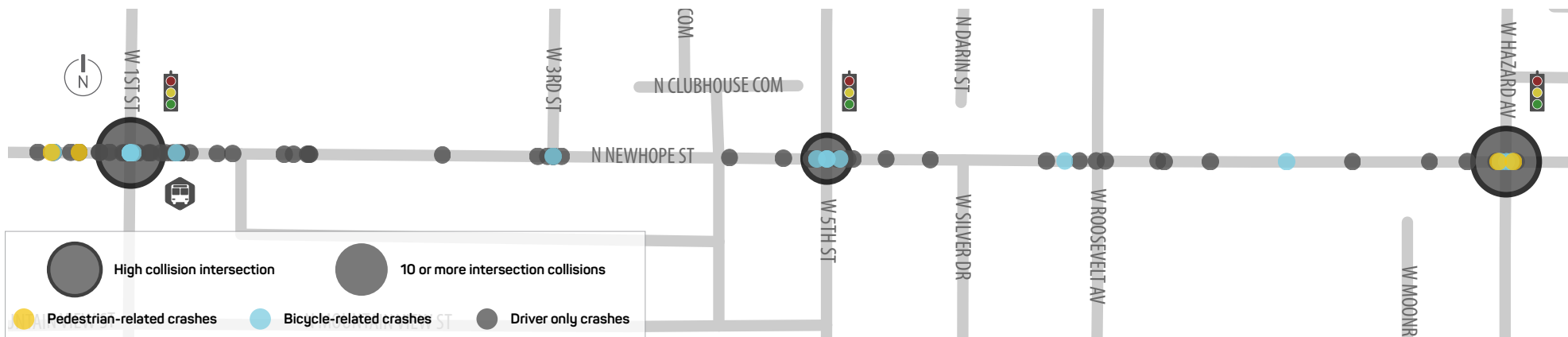


Primary Collision Factor	Number
Pedestrian Violation	2
Ped R/W Violation	8
Traffic Signals and Signs	0
Auto R/W Violation	0
Improper Turning	0
Unsafe Speed	0
Driving Under Influence	0
Wrong Side of Road	0
Unsafe Lane Change	0
Others	0
Unknown/Not Stated	0

BICYCLE-RELATED



Primary Collision Factor	Number
Wrong Side of Road	3
Auto R/W Violation	1
Traffic Signals and Signs	2
Improper Turning	0
Unsafe Speed	0
Driving Under Influence	0
Unsafe Lane Change	1
Pedestrian Violation	1
Ped R/W Violation	0
Others	2
Unknown/Not Stated	2



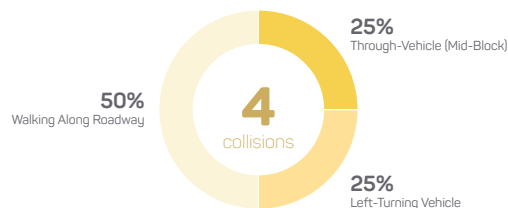
BICYCLE AND PEDESTRIAN COLLISIONS

Location Type	Ped	Bike
Mid-Block	2	4
Signalized Intersection	2	12
Unsignalized Intersection	0	1

TOTAL COLLISIONS

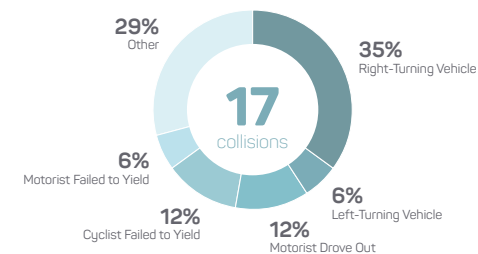
Primary Collision Factor	Number
Unsafe Speed	28
Auto R/W Violation	17
Traffic Signals and Signs	11
Improper Turning	14
Driving Under Influence	12
Pedestrian Violation	3
Wrong Side of Road	3
Ped R/W Violation	1
Unsafe Lane Change	2
Others	3
Unknown/Not Stated	23
TOTAL	117

PEDESTRIAN-RELATED

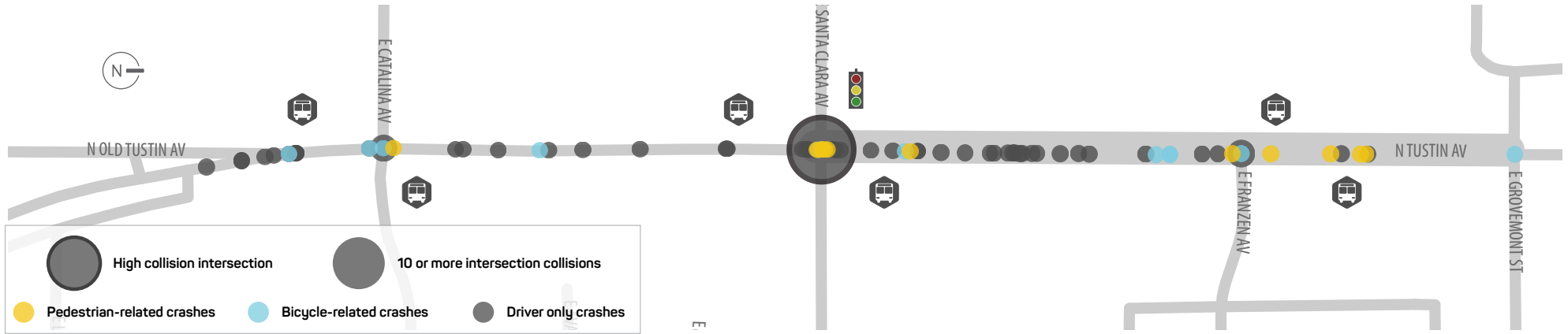


Primary Collision Factor	Number
Pedestrian Violation	2
Ped R/W Violation	1
Traffic Signals and Signs	0
Auto R/W Violation	0
Improper Turning	0
Unsafe Speed	0
Driving Under Influence	0
Wrong Side of Road	0
Unsafe Lane Change	0
Others	0
Unknown/Not Stated	1

BICYCLE-RELATED



Primary Collision Factor	Number
Wrong Side of Road	3
Auto R/W Violation	1
Traffic Signals and Signs	4
Improper Turning	4
Unsafe Speed	0
Driving Under Influence	1
Unsafe Lane Change	0
Pedestrian Violation	1
Ped R/W Violation	0
Others	2
Unknown/Not Stated	1



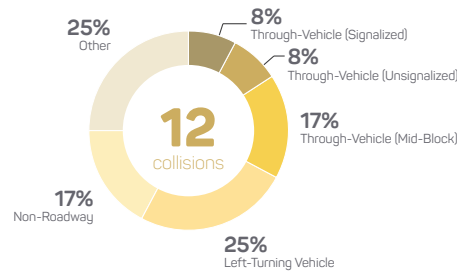
BICYCLE AND PEDESTRIAN COLLISIONS

Location Type	Ped	Bike
Mid-Block	5	6
Signalized Intersection	5	3
Unsignalized Intersection	2	4

TOTAL COLLISIONS

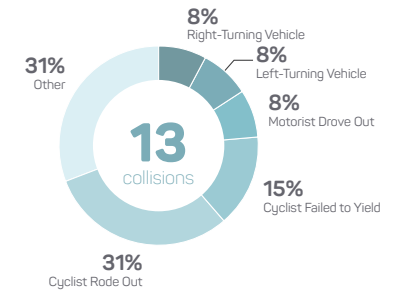
Primary Collision Factor	Number
Unsafe Speed	7
Auto R/W Violation	36
Traffic Signals and Signs	8
Improper Turning	9
Driving Under Influence	6
Pedestrian Violation	6
Wrong Side of Road	4
Ped R/W Violation	5
Unsafe Lane Change	2
Others	3
Unknown/Not Stated	21
TOTAL	107

PEDESTRIAN-RELATED

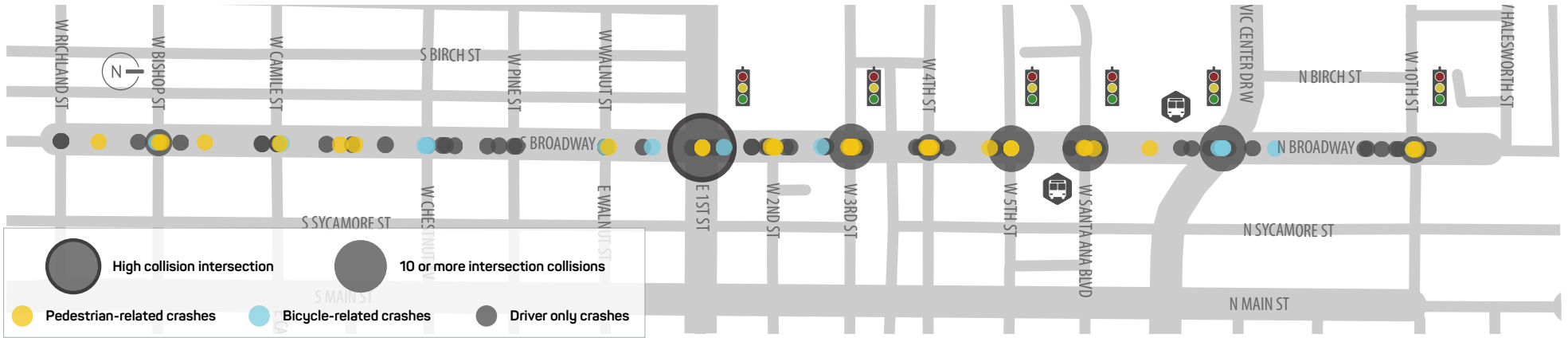


Primary Collision Factor	Number
Pedestrian Violation	6
Ped R/W Violation	5
Traffic Signals and Signs	0
Auto R/W Violation	0
Improper Turning	0
Unsafe Speed	0
Driving Under Influence	0
Wrong Side of Road	0
Unsafe Lane Change	0
Others	1
Unknown/Not Stated	0

BICYCLE-RELATED



Primary Collision Factor	Number
Wrong Side of Road	4
Auto R/W Violation	5
Traffic Signals and Signs	1
Improper Turning	0
Unsafe Speed	0
Driving Under Influence	1
Unsafe Lane Change	0
Pedestrian Violation	0
Ped R/W Violation	0
Others	2
Unknown/Not Stated	0



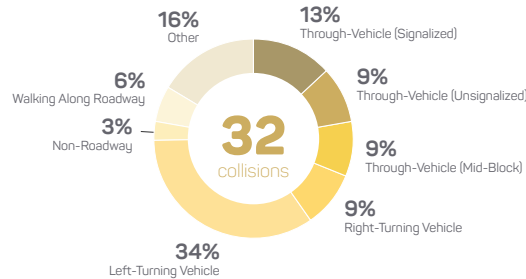
BICYCLE AND PEDESTRIAN COLLISIONS

Location Type	Ped	Bike
Mid-Block	7	4
Signalized Intersection	18	6
Unsignalized Intersection	7	5

TOTAL COLLISIONS

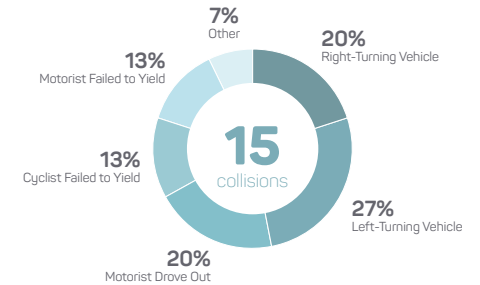
Primary Collision Factor	Number
Unsafe Speed	14
Auto R/W Violation	25
Traffic Signals and Signs	27
Improper Turning	16
Driving Under Influence	10
Pedestrian Violation	7
Wrong Side of Road	1
Ped R/W Violation	15
Unsafe Lane Change	3
Others	8
Unknown/Not Stated	51
TOTAL	177

PEDESTRIAN-RELATED

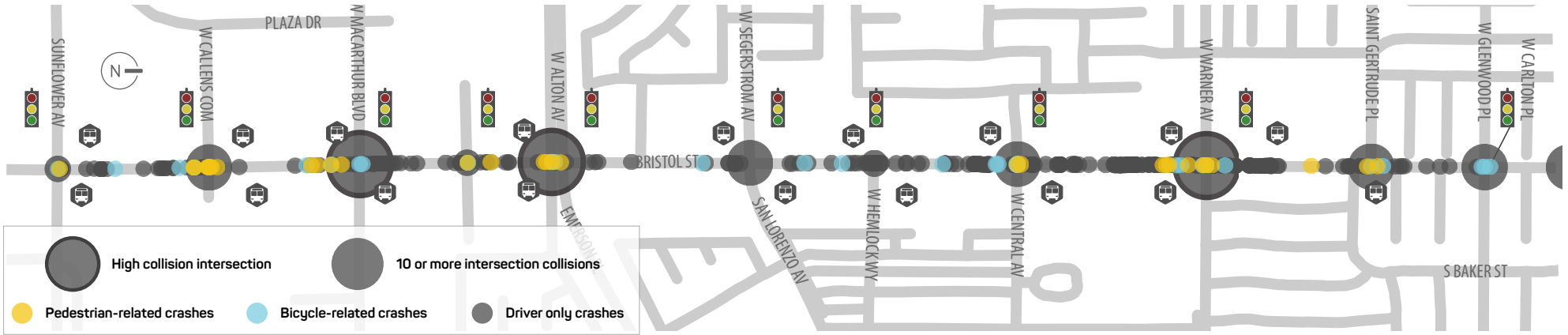


Primary Collision Factor	Number
Pedestrian Violation	7
Ped R/W Violation	15
Traffic Signals and Signs	1
Auto R/W Violation	1
Improper Turning	0
Unsafe Speed	0
Driving Under Influence	0
Wrong Side of Road	0
Unsafe Lane Change	0
Others	2
Unknown/Not Stated	6

BICYCLE-RELATED



Primary Collision Factor	Number
Wrong Side of Road	0
Auto R/W Violation	4
Traffic Signals and Signs	3
Improper Turning	4
Unsafe Speed	0
Driving Under Influence	0
Unsafe Lane Change	0
Pedestrian Violation	0
Ped R/W Violation	0
Others	2
Unknown/Not Stated	2



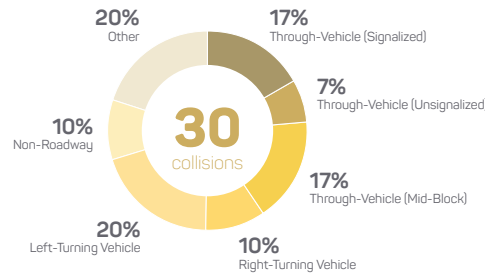
BICYCLE AND PEDESTRIAN COLLISIONS

Location Type	Ped	Bike
Mid-Block	12	15
Signalized Intersection	16	23
Unsignalized Intersection	2	1

TOTAL COLLISIONS

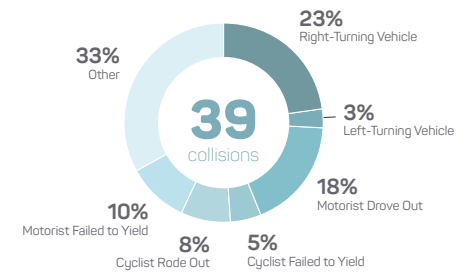
Primary Collision Factor	Number
Unsafe Speed	103
Auto R/W Violation	80
Traffic Signals and Signs	28
Improper Turning	25
Driving Under Influence	25
Pedestrian Violation	11
Wrong Side of Road	9
Ped R/W Violation	10
Unsafe Lane Change	23
Others	16
Unknown/Not Stated	150
TOTAL	480

PEDESTRIAN-RELATED

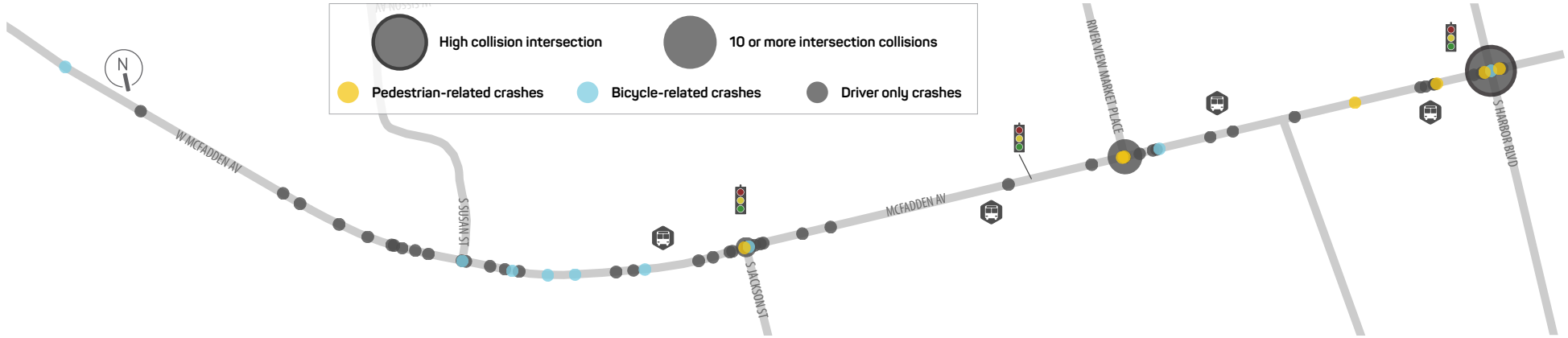


Primary Collision Factor	Number
Pedestrian Violation	10
Ped R/W Violation	10
Traffic Signals and Signs	2
Auto R/W Violation	1
Improper Turning	0
Unsafe Speed	1
Driving Under Influence	0
Wrong Side of Road	0
Unsafe Lane Change	0
Others	2
Unknown/Not Stated	4

BICYCLE-RELATED



Primary Collision Factor	Number
Wrong Side of Road	9
Auto R/W Violation	2
Traffic Signals and Signs	5
Improper Turning	3
Unsafe Speed	4
Driving Under Influence	0
Unsafe Lane Change	0
Pedestrian Violation	1
Ped R/W Violation	0
Others	4
Unknown/Not Stated	11



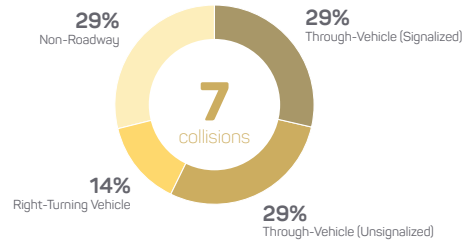
BICYCLE AND PEDESTRIAN COLLISIONS

Location Type	Ped	Bike
Mid-Block	2	6
Signalized Intersection	3	2
Unsignalized Intersection	2	1

TOTAL COLLISIONS

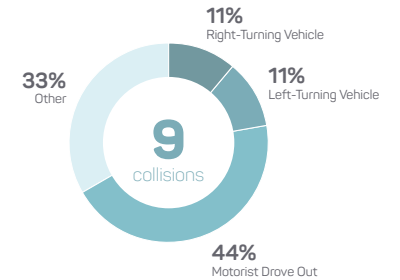
Primary Collision Factor	Number
Unsafe Speed	17
Auto R/W Violation	12
Traffic Signals and Signs	10
Improper Turning	11
Driving Under Influence	8
Pedestrian Violation	1
Wrong Side of Road	5
Ped R/W Violation	2
Unsafe Lane Change	2
Others	7
Unknown/Not Stated	20
TOTAL	95

PEDESTRIAN-RELATED



Primary Collision Factor	Number
Pedestrian Violation	1
Ped R/W Violation	2
Traffic Signals and Signs	3
Auto R/W Violation	0
Improper Turning	0
Unsafe Speed	0
Driving Under Influence	0
Wrong Side of Road	0
Unsafe Lane Change	0
Others	1
Unknown/Not Stated	0

BICYCLE-RELATED



Primary Collision Factor	Number
Wrong Side of Road	3
Auto R/W Violation	0
Traffic Signals and Signs	1
Improper Turning	0
Unsafe Speed	0
Driving Under Influence	0
Unsafe Lane Change	0
Pedestrian Violation	0
Ped R/W Violation	0
Others	1
Unknown/Not Stated	4



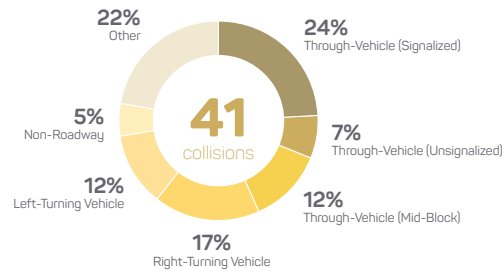
BICYCLE AND PEDESTRIAN COLLISIONS

Location Type	Ped	Bike
Mid-Block	7	20
Signalized Intersection	26	22
Unsignalized Intersection	8	6

TOTAL COLLISIONS

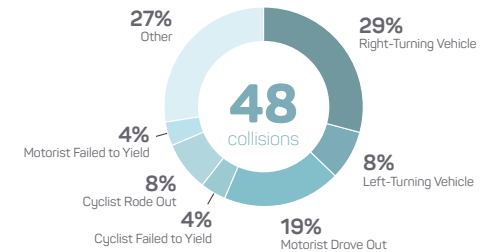
Primary Collision Factor	Number
Unsafe Speed	144
Auto R/W Violation	48
Traffic Signals and Signs	31
Improper Turning	60
Driving Under Influence	43
Pedestrian Violation	19
Wrong Side of Road	13
Ped R/W Violation	11
Unsafe Lane Change	11
Others	29
Unknown/Not Stated	155
TOTAL	564

PEDESTRIAN-RELATED

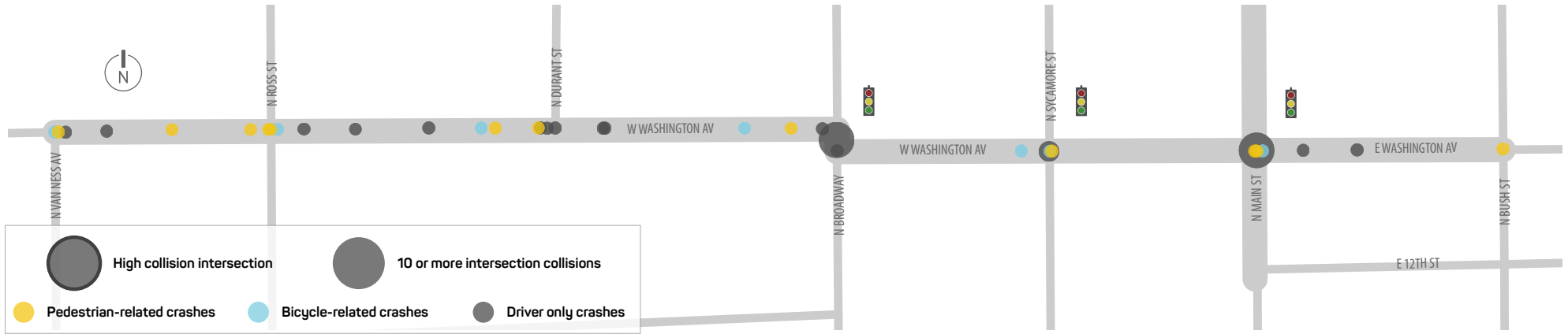


Primary Collision Factor	Number
Pedestrian Violation	19
Ped R/W Violation	10
Traffic Signals and Signs	3
Auto R/W Violation	0
Improper Turning	1
Unsafe Speed	0
Driving Under Influence	0
Wrong Side of Road	0
Unsafe Lane Change	0
Others	0
Unknown/Not Stated	8

BICYCLE-RELATED



Primary Collision Factor	Number
Wrong Side of Road	11
Auto R/W Violation	3
Traffic Signals and Signs	5
Improper Turning	6
Unsafe Speed	3
Driving Under Influence	3
Unsafe Lane Change	0
Pedestrian Violation	0
Ped R/W Violation	1
Others	4
Unknown/Not Stated	12



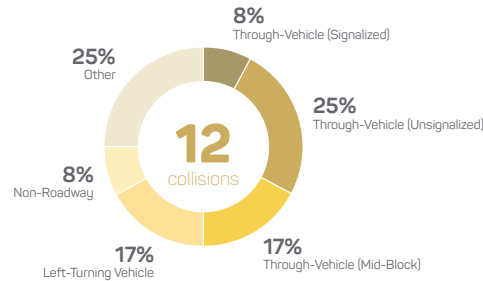
BICYCLE AND PEDESTRIAN COLLISIONS

Location Type	Ped	Bike
Mid-Block	3	0
Signalized Intersection	3	3
Unsignalized Intersection	6	6

TOTAL COLLISIONS

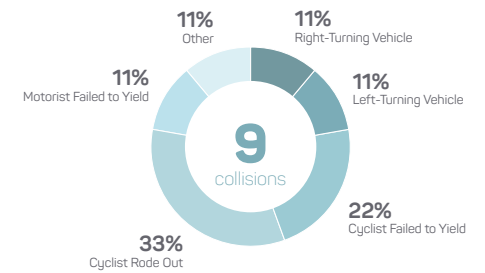
Primary Collision Factor	Number
Unsafe Speed	1
Auto R/W Violation	8
Traffic Signals and Signs	6
Improper Turning	5
Driving Under Influence	2
Pedestrian Violation	3
Wrong Side of Road	2
Ped R/W Violation	4
Unsafe Lane Change	0
Others	2
Unknown/Not Stated	12
TOTAL	45

PEDESTRIAN-RELATED



Primary Collision Factor	Number
Pedestrian Violation	3
Ped R/W Violation	4
Traffic Signals and Signs	1
Auto R/W Violation	0
Improper Turning	0
Unsafe Speed	0
Driving Under Influence	0
Wrong Side of Road	1
Unsafe Lane Change	0
Others	0
Unknown/Not Stated	3

BICYCLE-RELATED



Primary Collision Factor	Number
Wrong Side of Road	1
Auto R/W Violation	4
Traffic Signals and Signs	0
Improper Turning	0
Unsafe Speed	0
Driving Under Influence	0
Unsafe Lane Change	0
Pedestrian Violation	0
Ped R/W Violation	0
Others	1
Unknown/Not Stated	3



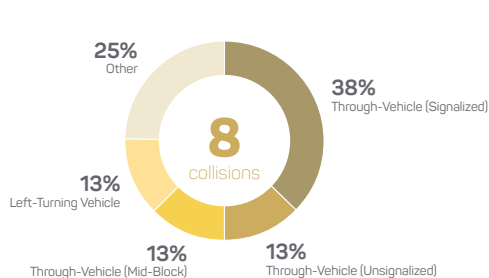
BICYCLE AND PEDESTRIAN COLLISIONS

Location Type	Ped	Bike
Mid-Block	2	1
Signalized Intersection	5	6
Unsignalized Intersection	1	7

TOTAL COLLISIONS

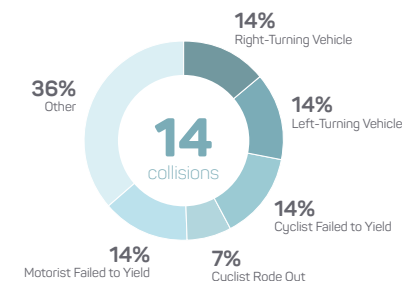
Primary Collision Factor	Number
Unsafe Speed	28
Auto R/W Violation	26
Traffic Signals and Signs	11
Improper Turning	9
Driving Under Influence	9
Pedestrian Violation	4
Wrong Side of Road	1
Ped R/W Violation	2
Unsafe Lane Change	4
Others	5
Unknown/Not Stated	36
TOTAL	135

PEDESTRIAN-RELATED

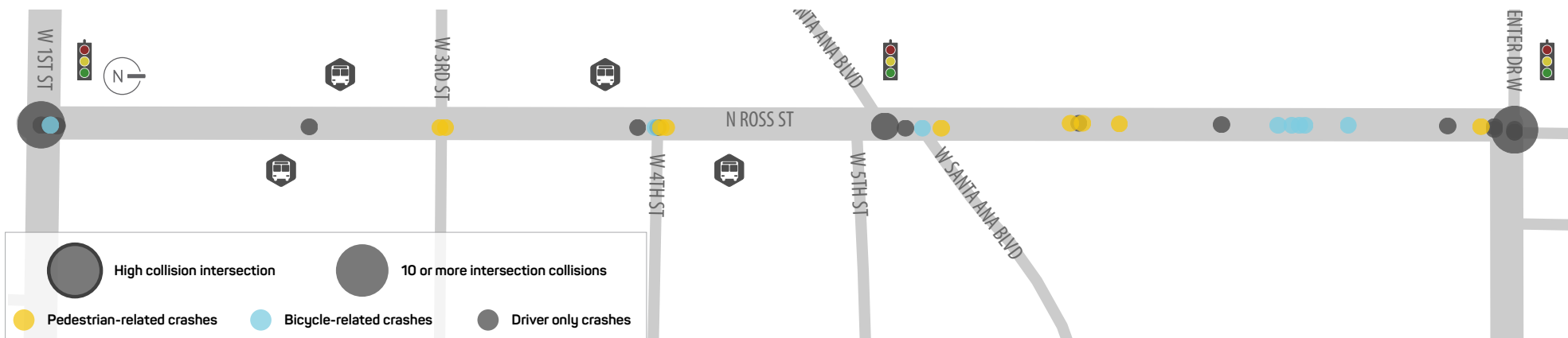


Primary Collision Factor	Number
Pedestrian Violation	4
Ped R/W Violation	1
Traffic Signals and Signs	1
Auto R/W Violation	0
Improper Turning	0
Unsafe Speed	1
Driving Under Influence	0
Wrong Side of Road	0
Unsafe Lane Change	0
Others	0
Unknown/Not Stated	1

BICYCLE-RELATED



Primary Collision Factor	Number
Wrong Side of Road	1
Auto R/W Violation	6
Traffic Signals and Signs	2
Improper Turning	0
Unsafe Speed	1
Driving Under Influence	0
Unsafe Lane Change	0
Pedestrian Violation	0
Ped R/W Violation	1
Others	1
Unknown/Not Stated	2



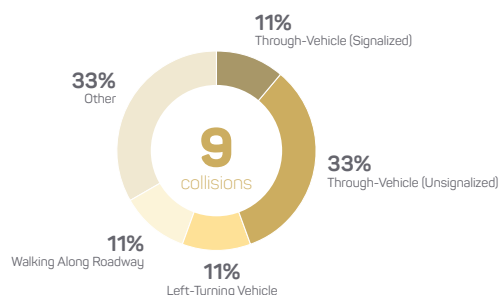
BICYCLE AND PEDESTRIAN COLLISIONS

Location Type	Ped	Bike
Mid-Block	3	5
Signalized Intersection	2	2
Unsignalized Intersection	4	1

TOTAL COLLISIONS

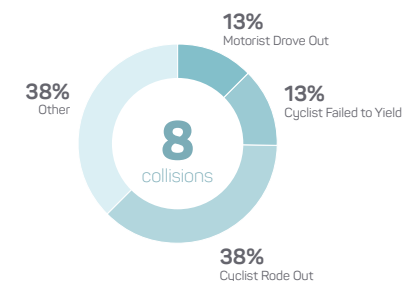
Primary Collision Factor	Number
Unsafe Speed	2
Auto R/W Violation	5
Traffic Signals and Signs	2
Improper Turning	3
Driving Under Influence	1
Pedestrian Violation	1
Wrong Side of Road	2
Ped R/W Violation	7
Unsafe Lane Change	0
Others	2
Unknown/Not Stated	7
TOTAL	32

PEDESTRIAN-RELATED



Primary Collision Factor	Number
Pedestrian Violation	1
Ped R/W Violation	7
Traffic Signals and Signs	0
Auto R/W Violation	0
Improper Turning	1
Unsafe Speed	0
Driving Under Influence	0
Wrong Side of Road	0
Unsafe Lane Change	0
Others	0
Unknown/Not Stated	0

BICYCLE-RELATED



Primary Collision Factor	Number
Wrong Side of Road	0
Auto R/W Violation	4
Traffic Signals and Signs	1
Improper Turning	0
Unsafe Speed	0
Driving Under Influence	0
Unsafe Lane Change	0
Pedestrian Violation	0
Ped R/W Violation	0
Others	0
Unknown/Not Stated	3



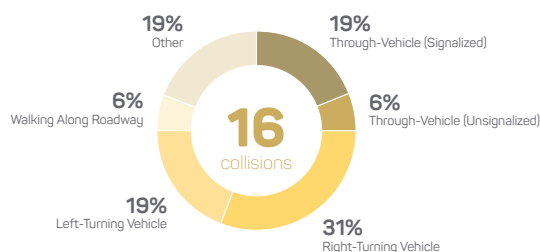
BICYCLE AND PEDESTRIAN COLLISIONS

Location Type	Ped	Bike
Mid-Block	2	2
Signalized Intersection	13	7
Unsignalized Intersection	1	1

TOTAL COLLISIONS

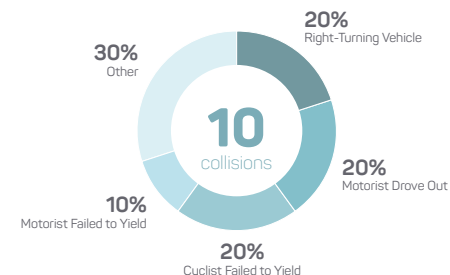
Primary Collision Factor	Number
Unsafe Speed	11
Auto R/W Violation	16
Traffic Signals and Signs	12
Improper Turning	3
Driving Under Influence	1
Pedestrian Violation	6
Wrong Side of Road	1
Ped R/W Violation	4
Unsafe Lane Change	2
Others	5
Unknown/Not Stated	25
TOTAL	86

PEDESTRIAN-RELATED

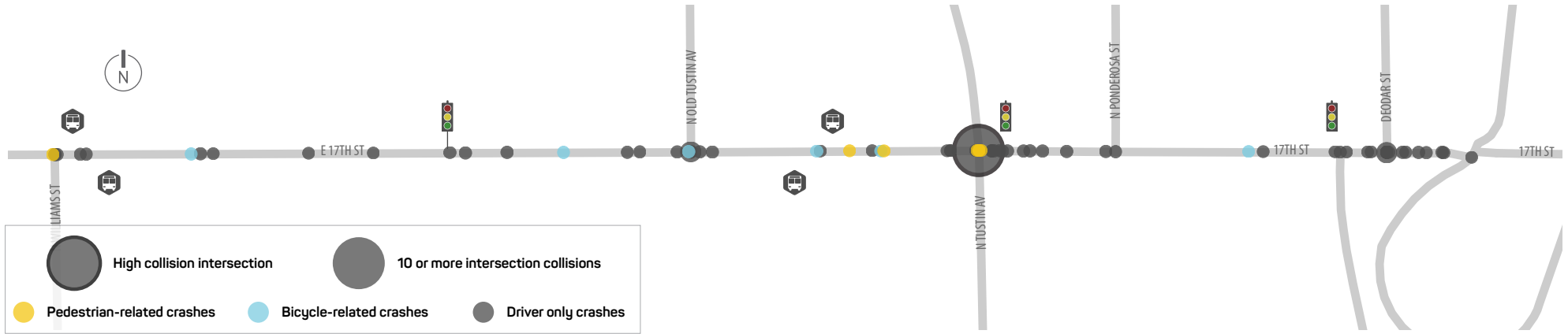


Primary Collision Factor	Number
Pedestrian Violation	6
Ped R/W Violation	4
Traffic Signals and Signs	0
Auto R/W Violation	0
Improper Turning	0
Unsafe Speed	1
Driving Under Influence	0
Wrong Side of Road	0
Unsafe Lane Change	0
Others	2
Unknown/Not Stated	3

BICYCLE-RELATED



Primary Collision Factor	Number
Wrong Side of Road	1
Auto R/W Violation	2
Traffic Signals and Signs	1
Improper Turning	1
Unsafe Speed	0
Driving Under Influence	0
Unsafe Lane Change	1
Pedestrian Violation	0
Ped R/W Violation	0
Others	1
Unknown/Not Stated	3



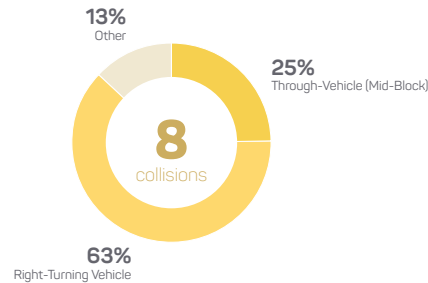
BICYCLE AND PEDESTRIAN COLLISIONS

Location Type	Ped	Bike
Mid-Block	2	5
Signalized Intersection	5	0
Unsignalized Intersection	1	1

TOTAL COLLISIONS

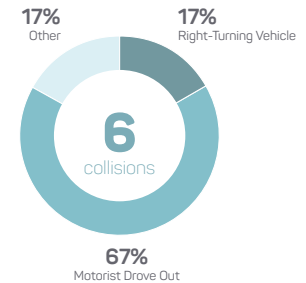
Primary Collision Factor	Number
Unsafe Speed	15
Auto R/W Violation	13
Traffic Signals and Signs	13
Improper Turning	11
Driving Under Influence	6
Pedestrian Violation	4
Wrong Side of Road	3
Ped R/W Violation	2
Unsafe Lane Change	0
Others	3
Unknown/Not Stated	25
TOTAL	95

PEDESTRIAN-RELATED

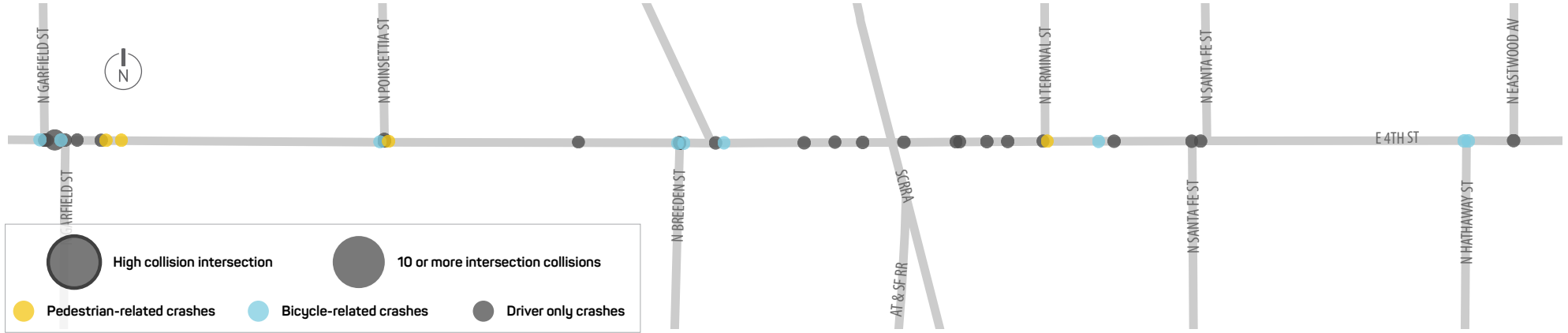


Primary Collision Factor	Number
Pedestrian Violation	4
Ped R/W Violation	2
Traffic Signals and Signs	0
Auto R/W Violation	0
Improper Turning	0
Unsafe Speed	0
Driving Under Influence	0
Wrong Side of Road	0
Unsafe Lane Change	0
Others	0
Unknown/Not Stated	2

BICYCLE-RELATED



Primary Collision Factor	Number
Wrong Side of Road	3
Auto R/W Violation	1
Traffic Signals and Signs	0
Improper Turning	1
Unsafe Speed	0
Driving Under Influence	0
Unsafe Lane Change	0
Pedestrian Violation	0
Ped R/W Violation	0
Others	0
Unknown/Not Stated	1



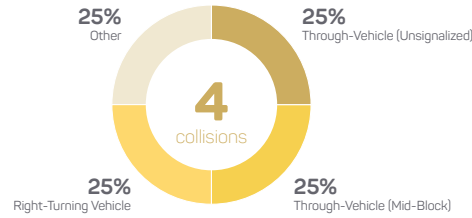
BICYCLE AND PEDESTRIAN COLLISIONS

Location Type	Ped	Bike
Mid-Block	1	2
Signalized Intersection	0	0
Unsignalized Intersection	3	7

TOTAL COLLISIONS

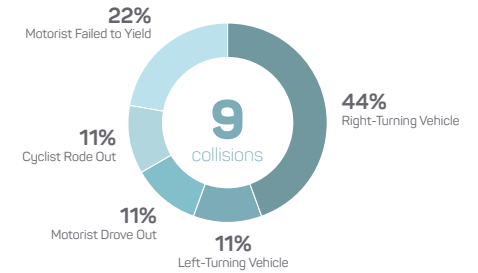
Primary Collision Factor	Number
Unsafe Speed	7
Auto R/W Violation	12
Traffic Signals and Signs	0
Improper Turning	5
Driving Under Influence	3
Pedestrian Violation	2
Wrong Side of Road	3
Ped R/W Violation	1
Unsafe Lane Change	0
Others	2
Unknown/Not Stated	10
TOTAL	45

PEDESTRIAN-RELATED

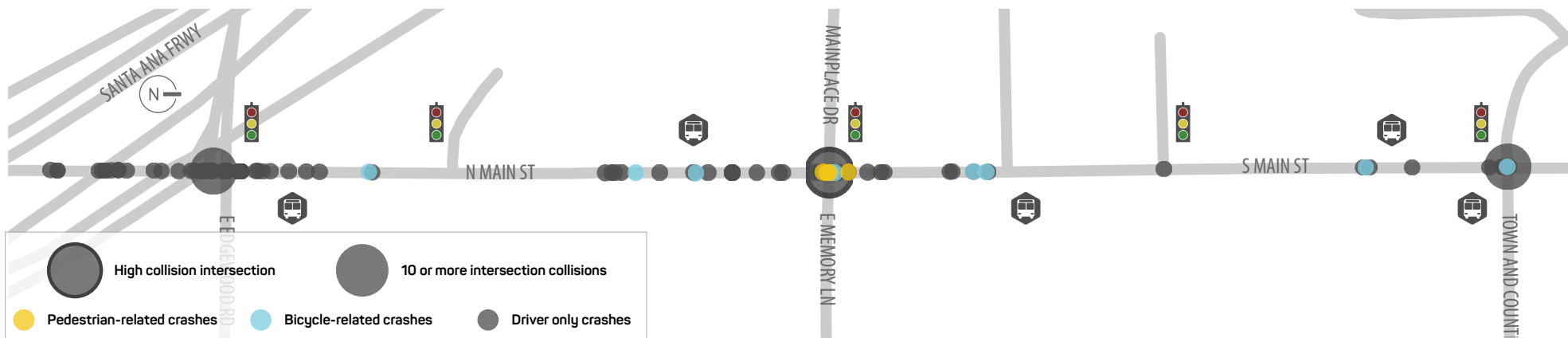


Primary Collision Factor	Number
Pedestrian Violation	2
Ped R/W Violation	1
Traffic Signals and Signs	0
Auto R/W Violation	0
Improper Turning	0
Unsafe Speed	0
Driving Under Influence	0
Wrong Side of Road	0
Unsafe Lane Change	0
Others	0
Unknown/Not Stated	1

BICYCLE-RELATED



Primary Collision Factor	Number
Wrong Side of Road	1
Auto R/W Violation	4
Traffic Signals and Signs	0
Improper Turning	1
Unsafe Speed	1
Driving Under Influence	0
Unsafe Lane Change	0
Pedestrian Violation	0
Ped R/W Violation	0
Others	1
Unknown/Not Stated	1



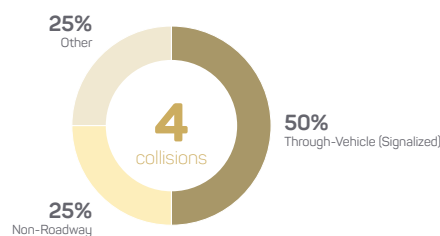
BICYCLE AND PEDESTRIAN COLLISIONS

Location Type	Ped	Bike
Mid-Block	1	6
Signalized Intersection	3	3
Unsignalized Intersection	0	0

TOTAL COLLISIONS

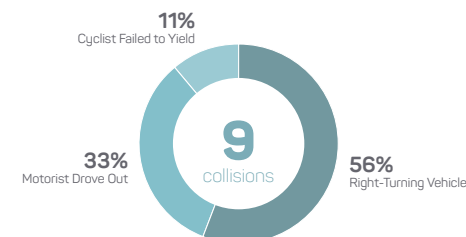
Primary Collision Factor	Number
Unsafe Speed	42
Auto R/W Violation	6
Traffic Signals and Signs	17
Improper Turning	11
Driving Under Influence	6
Pedestrian Violation	2
Wrong Side of Road	6
Ped R/W Violation	1
Unsafe Lane Change	4
Others	8
Unknown/Not Stated	34
TOTAL	137

PEDESTRIAN-RELATED

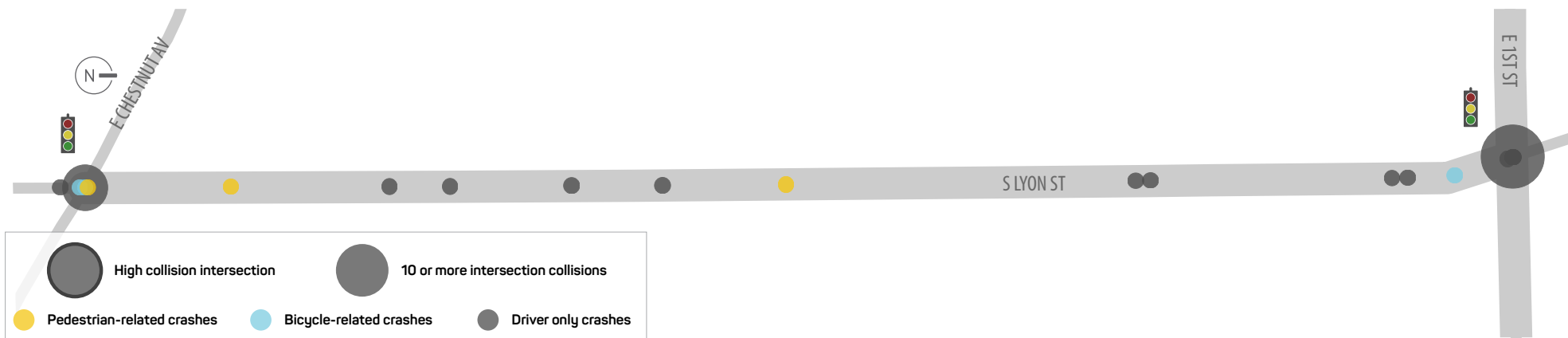


Primary Collision Factor	Number
Pedestrian Violation	2
Ped R/W Violation	1
Traffic Signals and Signs	0
Auto R/W Violation	0
Improper Turning	0
Unsafe Speed	1
Driving Under Influence	0
Wrong Side of Road	0
Unsafe Lane Change	0
Others	0
Unknown/Not Stated	0

BICYCLE-RELATED



Primary Collision Factor	Number
Wrong Side of Road	5
Auto R/W Violation	0
Traffic Signals and Signs	1
Improper Turning	0
Unsafe Speed	0
Driving Under Influence	0
Unsafe Lane Change	0
Pedestrian Violation	0
Ped R/W Violation	0
Others	0
Unknown/Not Stated	3



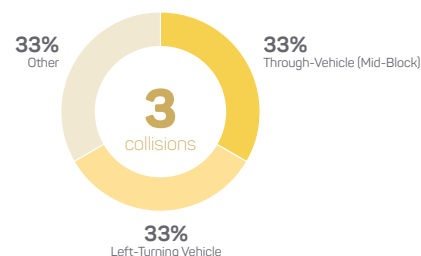
BICYCLE AND PEDESTRIAN COLLISIONS

Location Type	Ped	Bike
Mid-Block	2	0
Signalized Intersection	1	3
Unsignalized Intersection	0	0

TOTAL COLLISIONS

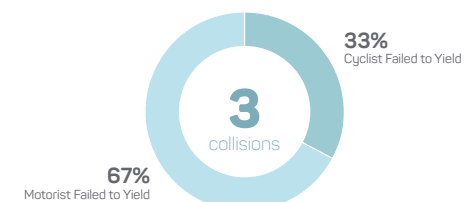
Primary Collision Factor	Number
Unsafe Speed	5
Auto R/W Violation	4
Traffic Signals and Signs	4
Improper Turning	3
Driving Under Influence	0
Pedestrian Violation	1
Wrong Side of Road	0
Ped R/W Violation	1
Unsafe Lane Change	0
Others	4
Unknown/Not Stated	2
TOTAL	24

PEDESTRIAN-RELATED

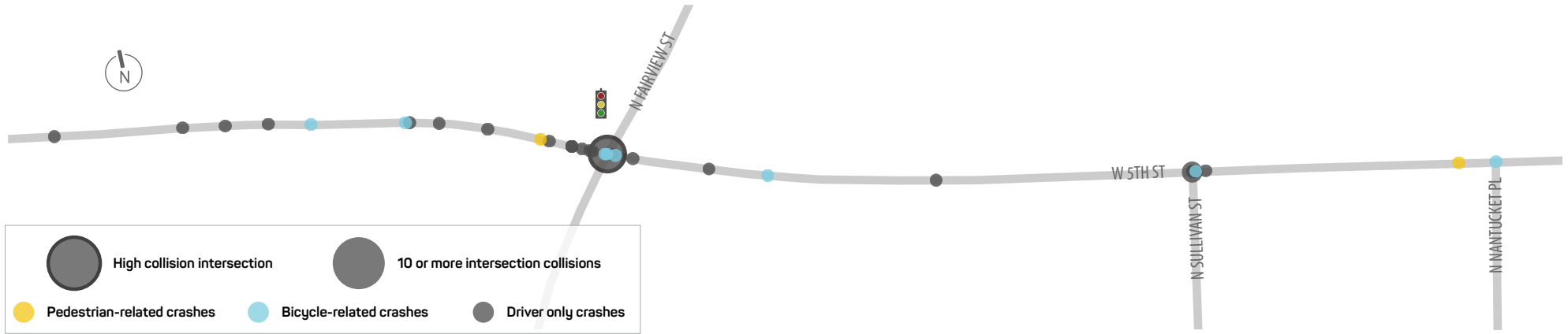


Primary Collision Factor	Number
Pedestrian Violation	1
Ped R/W Violation	1
Traffic Signals and Signs	0
Auto R/W Violation	0
Improper Turning	0
Unsafe Speed	0
Driving Under Influence	0
Wrong Side of Road	0
Unsafe Lane Change	0
Others	1
Unknown/Not Stated	0

BICYCLE-RELATED



Primary Collision Factor	Number
Wrong Side of Road	0
Auto R/W Violation	0
Traffic Signals and Signs	3
Improper Turning	0
Unsafe Speed	0
Driving Under Influence	0
Unsafe Lane Change	0
Pedestrian Violation	0
Ped R/W Violation	0
Others	0
Unknown/Not Stated	0



BICYCLE AND PEDESTRIAN COLLISIONS

Location Type	Ped	Bike
Mid-Block	1	3
Signalized Intersection	0	3
Unsignalized Intersection	1	2

TOTAL COLLISIONS

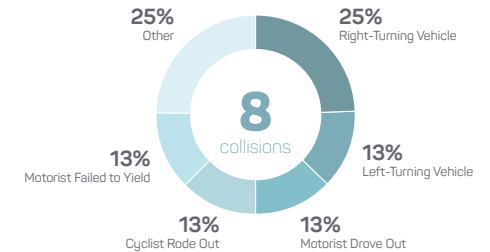
Primary Collision Factor	Number
Unsafe Speed	5
Auto R/W Violation	10
Traffic Signals and Signs	0
Improper Turning	2
Driving Under Influence	7
Pedestrian Violation	2
Wrong Side of Road	1
Ped R/W Violation	0
Unsafe Lane Change	3
Others	2
Unknown/Not Stated	8
TOTAL	40

PEDESTRIAN-RELATED

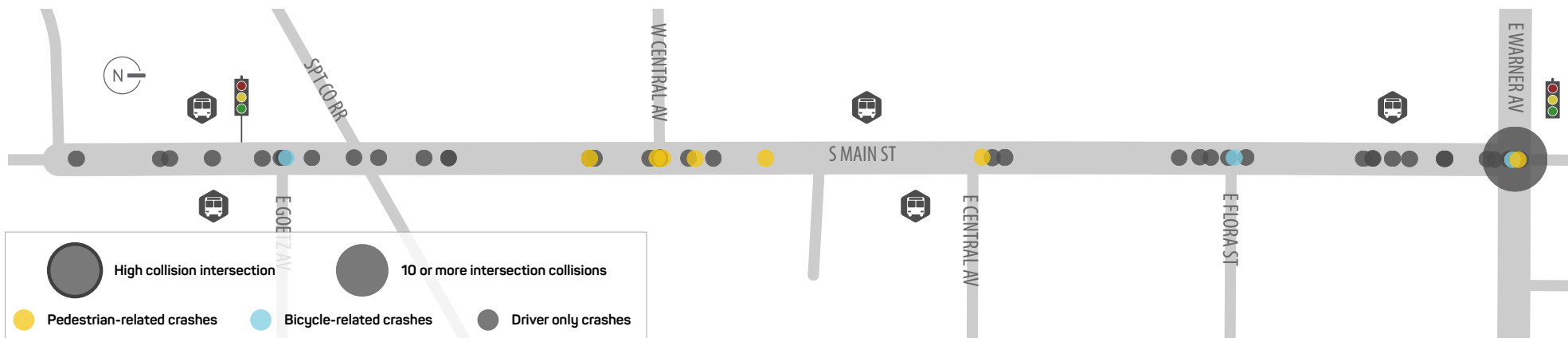


Primary Collision Factor	Number
Pedestrian Violation	2
Ped R/W Violation	0
Traffic Signals and Signs	0
Auto R/W Violation	0
Improper Turning	0
Unsafe Speed	0
Driving Under Influence	0
Wrong Side of Road	0
Unsafe Lane Change	0
Others	0
Unknown/Not Stated	0

BICYCLE-RELATED



Primary Collision Factor	Number
Wrong Side of Road	1
Auto R/W Violation	3
Traffic Signals and Signs	0
Improper Turning	0
Unsafe Speed	1
Driving Under Influence	0
Unsafe Lane Change	0
Pedestrian Violation	0
Ped R/W Violation	0
Others	0
Unknown/Not Stated	3



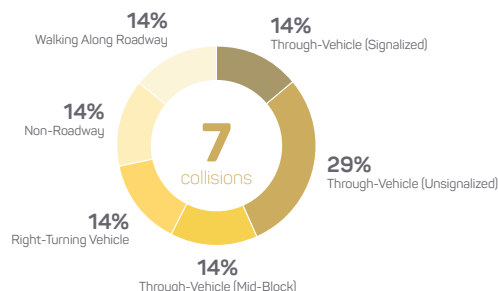
BICYCLE AND PEDESTRIAN COLLISIONS

Location Type	Ped	Bike
Mid-Block	2	0
Signalized Intersection	1	2
Unsignalized Intersection	4	1

TOTAL COLLISIONS

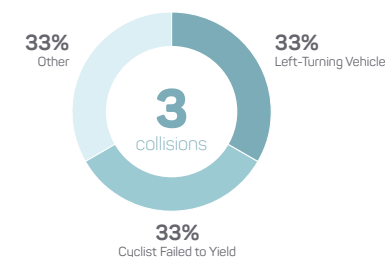
Primary Collision Factor	Number
Unsafe Speed	16
Auto R/W Violation	9
Traffic Signals and Signs	3
Improper Turning	3
Driving Under Influence	3
Pedestrian Violation	2
Wrong Side of Road	0
Ped R/W Violation	1
Unsafe Lane Change	2
Others	4
Unknown/Not Stated	23
TOTAL	66

PEDESTRIAN-RELATED

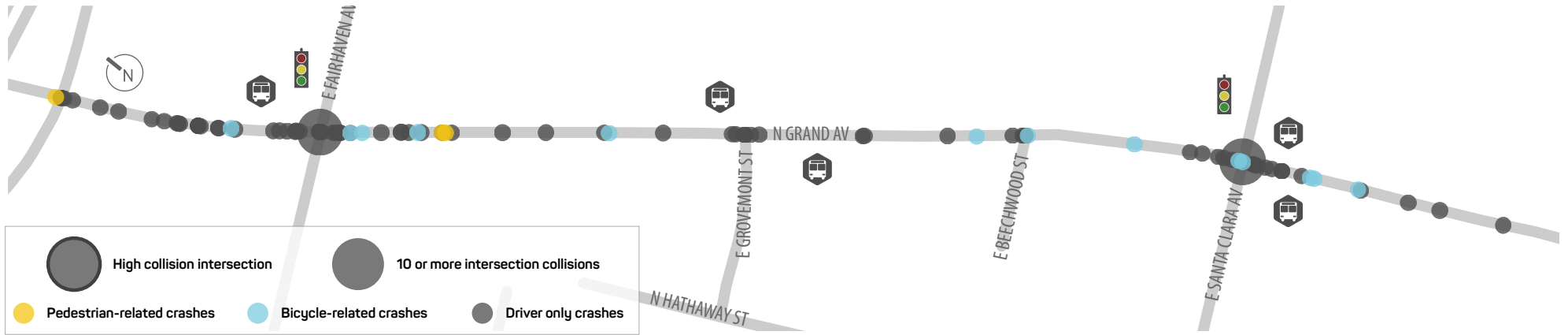


Primary Collision Factor	Number
Pedestrian Violation	2
Ped R/W Violation	1
Traffic Signals and Signs	0
Auto R/W Violation	2
Improper Turning	0
Unsafe Speed	0
Driving Under Influence	0
Wrong Side of Road	0
Unsafe Lane Change	0
Others	0
Unknown/Not Stated	2

BICYCLE-RELATED



Primary Collision Factor	Number
Wrong Side of Road	0
Auto R/W Violation	1
Traffic Signals and Signs	1
Improper Turning	0
Unsafe Speed	0
Driving Under Influence	0
Unsafe Lane Change	0
Pedestrian Violation	0
Ped R/W Violation	0
Others	0
Unknown/Not Stated	1



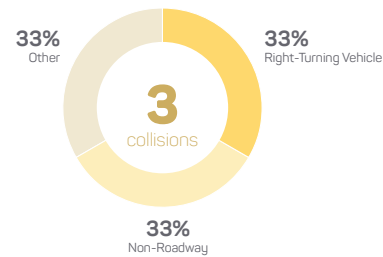
BICYCLE AND PEDESTRIAN COLLISIONS

Location Type	Ped	Bike
Mid-Block	2	10
Signalized Intersection	0	2
Unsignalized Intersection	1	1

TOTAL COLLISIONS

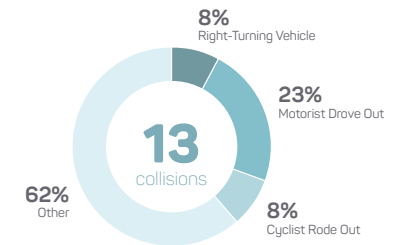
Primary Collision Factor	Number
Unsafe Speed	18
Auto R/W Violation	21
Traffic Signals and Signs	2
Improper Turning	10
Driving Under Influence	8
Pedestrian Violation	1
Wrong Side of Road	2
Ped R/W Violation	1
Unsafe Lane Change	3
Others	8
Unknown/Not Stated	31
TOTAL	105

PEDESTRIAN-RELATED

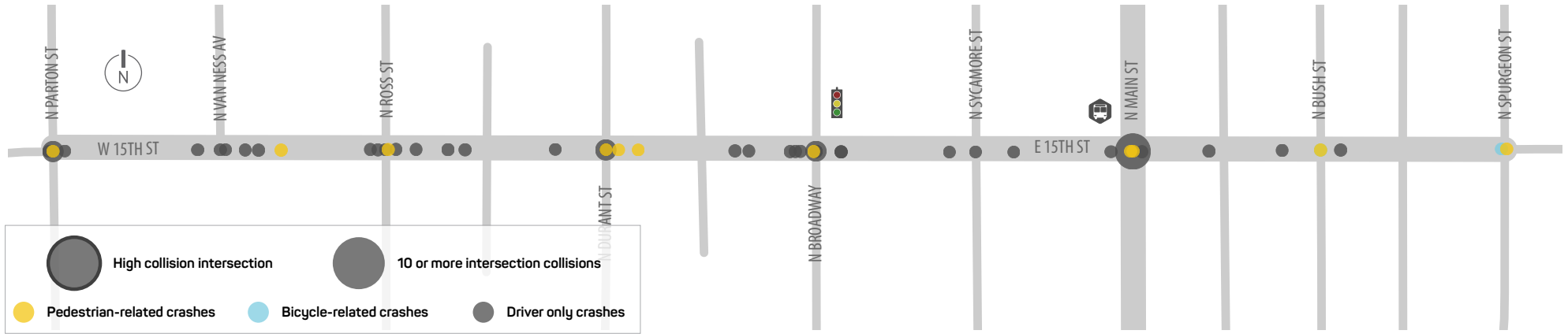


Primary Collision Factor	Number
Pedestrian Violation	1
Ped R/W Violation	1
Traffic Signals and Signs	0
Auto R/W Violation	0
Improper Turning	0
Unsafe Speed	0
Driving Under Influence	0
Wrong Side of Road	0
Unsafe Lane Change	0
Others	0
Unknown/Not Stated	1

BICYCLE-RELATED



Primary Collision Factor	Number
Wrong Side of Road	2
Auto R/W Violation	2
Traffic Signals and Signs	0
Improper Turning	2
Unsafe Speed	0
Driving Under Influence	0
Unsafe Lane Change	1
Pedestrian Violation	0
Ped R/W Violation	0
Others	1
Unknown/Not Stated	5



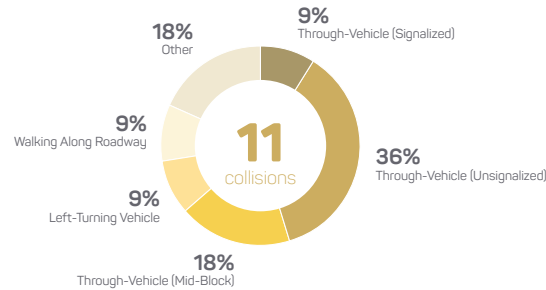
BICYCLE AND PEDESTRIAN COLLISIONS

Location Type	Ped	Bike
Mid-Block	2	0
Signalized Intersection	1	0
Unsignalized Intersection	8	2

TOTAL COLLISIONS

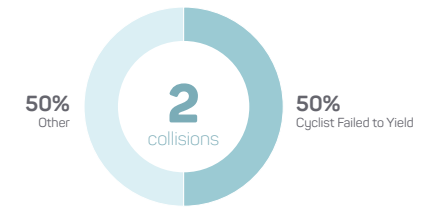
Primary Collision Factor	Number
Unsafe Speed	2
Auto R/W Violation	5
Traffic Signals and Signs	2
Improper Turning	10
Driving Under Influence	6
Pedestrian Violation	4
Wrong Side of Road	0
Ped R/W Violation	4
Unsafe Lane Change	0
Others	3
Unknown/Not Stated	18
TOTAL	54

PEDESTRIAN-RELATED

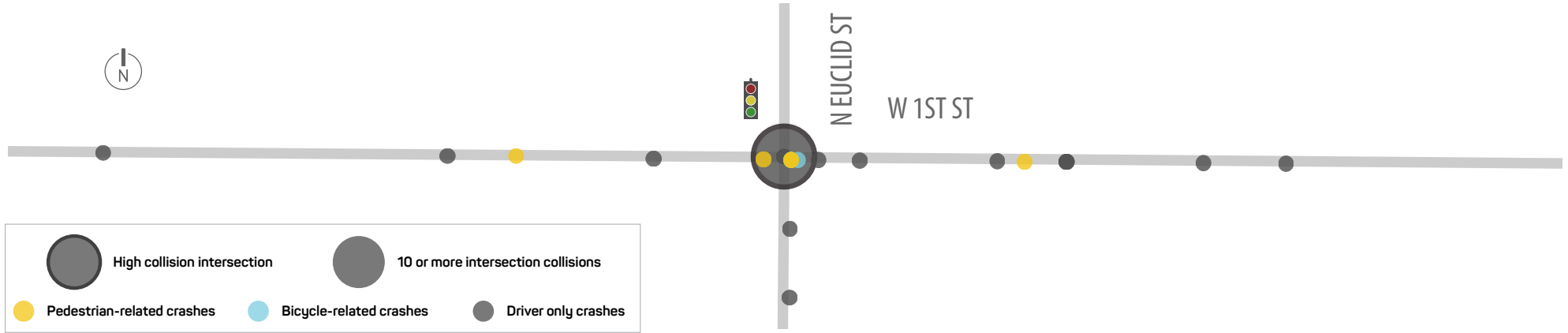


Primary Collision Factor	Number
Pedestrian Violation	4
Ped R/W Violation	4
Traffic Signals and Signs	1
Auto R/W Violation	0
Improper Turning	0
Unsafe Speed	0
Driving Under Influence	0
Wrong Side of Road	0
Unsafe Lane Change	0
Others	0
Unknown/Not Stated	2

BICYCLE-RELATED



Primary Collision Factor	Number
Wrong Side of Road	0
Auto R/W Violation	1
Traffic Signals and Signs	1
Improper Turning	0
Unsafe Speed	0
Driving Under Influence	0
Unsafe Lane Change	0
Pedestrian Violation	0
Ped R/W Violation	0
Others	0
Unknown/Not Stated	0



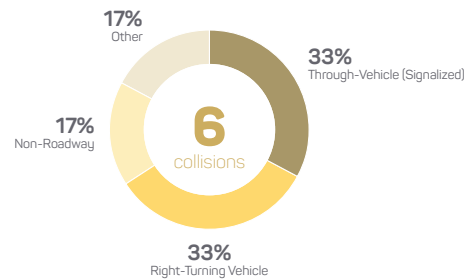
BICYCLE AND PEDESTRIAN COLLISIONS

Location Type	Ped	Bike
Mid-Block	0	0
Signalized Intersection	6	5
Unsignalized Intersection	0	0

TOTAL COLLISIONS

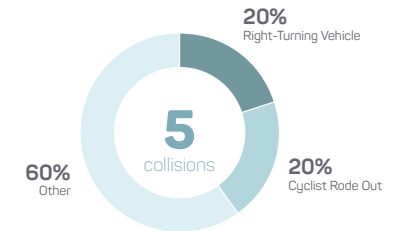
Primary Collision Factor	Number
Unsafe Speed	13
Auto R/W Violation	5
Traffic Signals and Signs	9
Improper Turning	5
Driving Under Influence	3
Pedestrian Violation	3
Wrong Side of Road	3
Ped R/W Violation	0
Unsafe Lane Change	0
Others	1
Unknown/Not Stated	9
TOTAL	51

PEDESTRIAN-RELATED

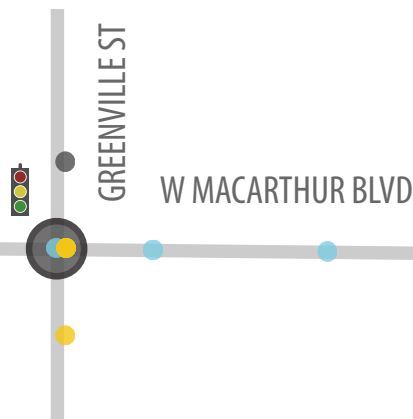


Primary Collision Factor	Number
Pedestrian Violation	3
Ped R/W Violation	0
Traffic Signals and Signs	0
Auto R/W Violation	2
Improper Turning	1
Unsafe Speed	0
Driving Under Influence	0
Wrong Side of Road	0
Unsafe Lane Change	0
Others	0
Unknown/Not Stated	0

BICYCLE-RELATED



Primary Collision Factor	Number
Wrong Side of Road	3
Auto R/W Violation	1
Traffic Signals and Signs	1
Improper Turning	0
Unsafe Speed	0
Driving Under Influence	0
Unsafe Lane Change	0
Pedestrian Violation	0
Ped R/W Violation	0
Others	0
Unknown/Not Stated	0



	High collision intersection		10 or more intersection collisions
	Pedestrian-related crashes		Bicycle-related crashes
	Driver only crashes		

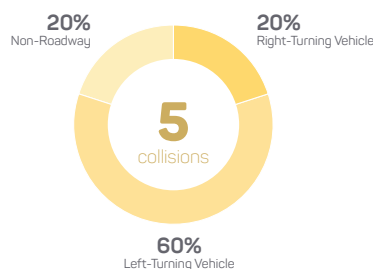
BICYCLE AND PEDESTRIAN COLLISIONS

Location Type	Ped	Bike
Mid-Block	0	0
Signalized Intersection	5	7
Unsignalized Intersection	0	0

TOTAL COLLISIONS

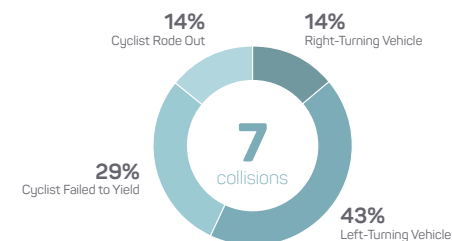
Primary Collision Factor	Number
Unsafe Speed	1
Auto R/W Violation	7
Traffic Signals and Signs	5
Improper Turning	4
Driving Under Influence	3
Pedestrian Violation	0
Wrong Side of Road	1
Ped R/W Violation	4
Unsafe Lane Change	0
Others	2
Unknown/Not Stated	8
TOTAL	35

PEDESTRIAN-RELATED

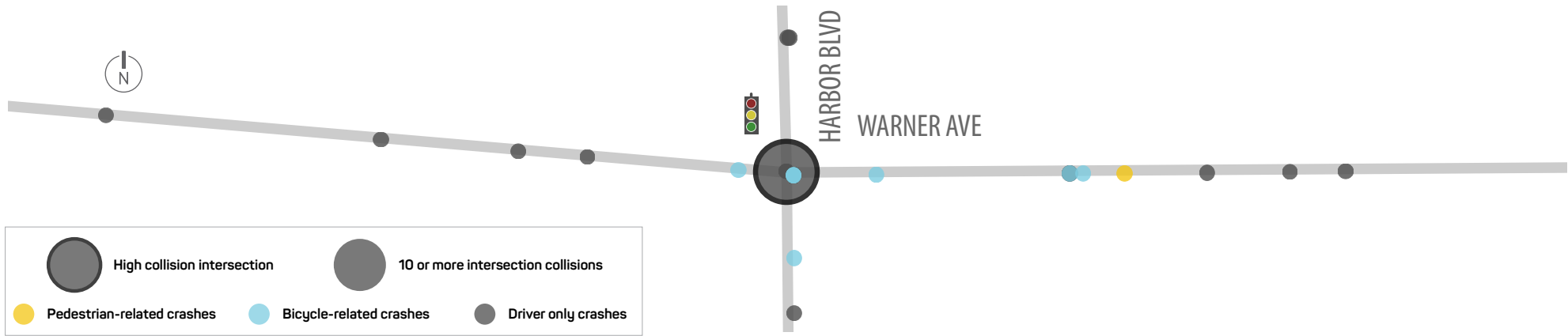


Primary Collision Factor	Number
Pedestrian Violation	0
Ped R/W Violation	4
Traffic Signals and Signs	0
Auto R/W Violation	0
Improper Turning	1
Unsafe Speed	0
Driving Under Influence	0
Wrong Side of Road	0
Unsafe Lane Change	0
Others	0
Unknown/Not Stated	0

BICYCLE-RELATED



Primary Collision Factor	Number
Wrong Side of Road	1
Auto R/W Violation	3
Traffic Signals and Signs	2
Improper Turning	0
Unsafe Speed	0
Driving Under Influence	0
Unsafe Lane Change	0
Pedestrian Violation	0
Ped R/W Violation	0
Others	1
Unknown/Not Stated	0



BICYCLE AND PEDESTRIAN COLLISIONS

Location Type	Ped	Bike
Mid-Block	0	1
Signalized Intersection	1	8
Unsignalized Intersection	0	0

TOTAL COLLISIONS

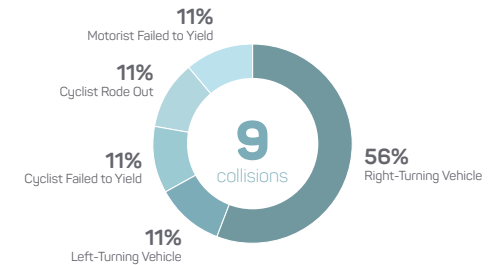
Primary Collision Factor	Number
Unsafe Speed	11
Auto R/W Violation	2
Traffic Signals and Signs	8
Improper Turning	4
Driving Under Influence	3
Pedestrian Violation	0
Wrong Side of Road	6
Ped R/W Violation	0
Unsafe Lane Change	3
Others	5
Unknown/Not Stated	18
TOTAL	60

PEDESTRIAN-RELATED

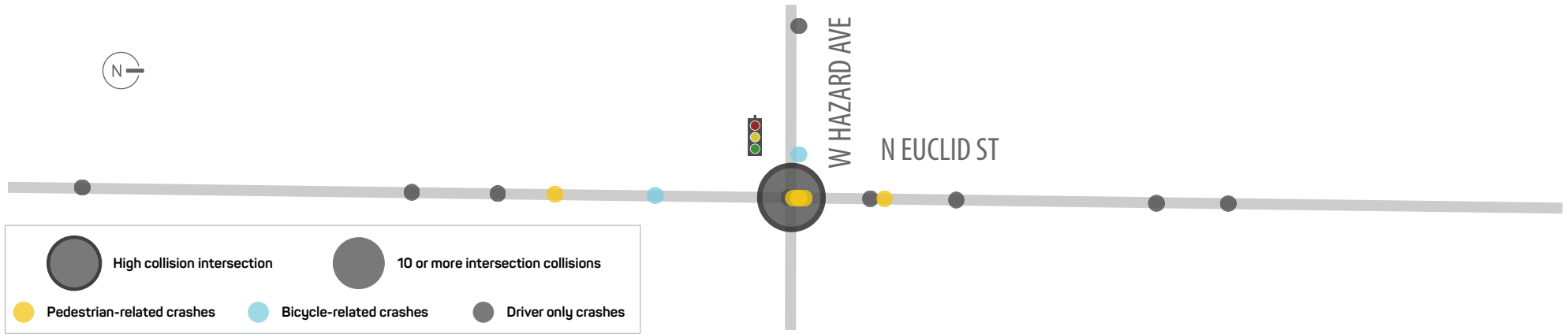


Primary Collision Factor	Number
Pedestrian Violation	0
Ped R/W Violation	0
Traffic Signals and Signs	0
Auto R/W Violation	0
Improper Turning	0
Unsafe Speed	0
Driving Under Influence	0
Wrong Side of Road	0
Unsafe Lane Change	0
Others	0
Unknown/Not Stated	1

BICYCLE-RELATED



Primary Collision Factor	Number
Wrong Side of Road	5
Auto R/W Violation	0
Traffic Signals and Signs	2
Improper Turning	0
Unsafe Speed	0
Driving Under Influence	0
Unsafe Lane Change	0
Pedestrian Violation	0
Ped R/W Violation	0
Others	1
Unknown/Not Stated	1



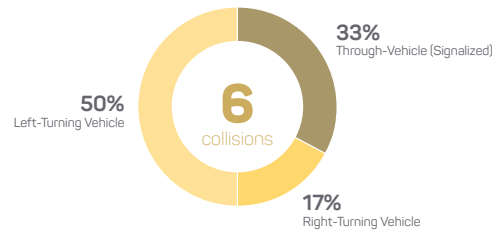
BICYCLE AND PEDESTRIAN COLLISIONS

Location Type	Ped	Bike
Mid-Block	0	0
Signalized Intersection	6	4
Unsignalized Intersection	0	0

TOTAL COLLISIONS

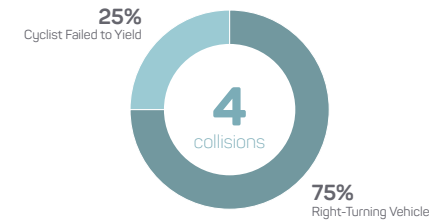
Primary Collision Factor	Number
Unsafe Speed	7
Auto R/W Violation	8
Traffic Signals and Signs	11
Improper Turning	2
Driving Under Influence	1
Pedestrian Violation	2
Wrong Side of Road	0
Ped R/W Violation	0
Unsafe Lane Change	0
Others	3
Unknown/Not Stated	13
TOTAL	47

PEDESTRIAN-RELATED

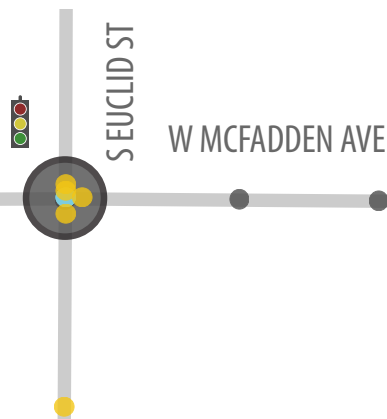


Primary Collision Factor	Number
Pedestrian Violation	2
Ped R/W Violation	0
Traffic Signals and Signs	0
Auto R/W Violation	0
Improper Turning	0
Unsafe Speed	0
Driving Under Influence	0
Wrong Side of Road	0
Unsafe Lane Change	0
Others	1
Unknown/Not Stated	3

BICYCLE-RELATED



Primary Collision Factor	Number
Wrong Side of Road	0
Auto R/W Violation	1
Traffic Signals and Signs	2
Improper Turning	1
Unsafe Speed	0
Driving Under Influence	0
Unsafe Lane Change	0
Pedestrian Violation	0
Ped R/W Violation	0
Others	0
Unknown/Not Stated	0



High collision intersection

Pedestrian-related crashes

Bicycle-related crashes

10 or more intersection collisions

Driver only crashes

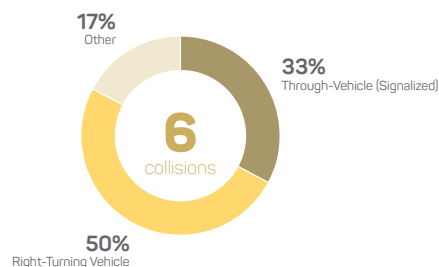
BICYCLE AND PEDESTRIAN COLLISIONS

Location Type	Ped	Bike
Mid-Block	0	0
Signalized Intersection	6	4
Unsignalized Intersection	0	0

TOTAL COLLISIONS

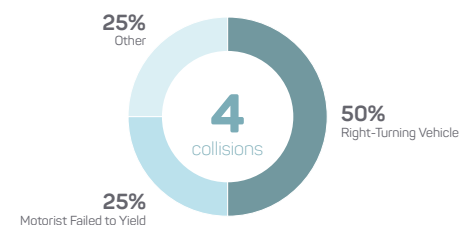
Primary Collision Factor	Number
Unsafe Speed	12
Auto R/W Violation	7
Traffic Signals and Signs	2
Improper Turning	1
Driving Under Influence	1
Pedestrian Violation	3
Wrong Side of Road	3
Ped R/W Violation	2
Unsafe Lane Change	0
Others	1
Unknown/Not Stated	16
TOTAL	48

PEDESTRIAN-RELATED

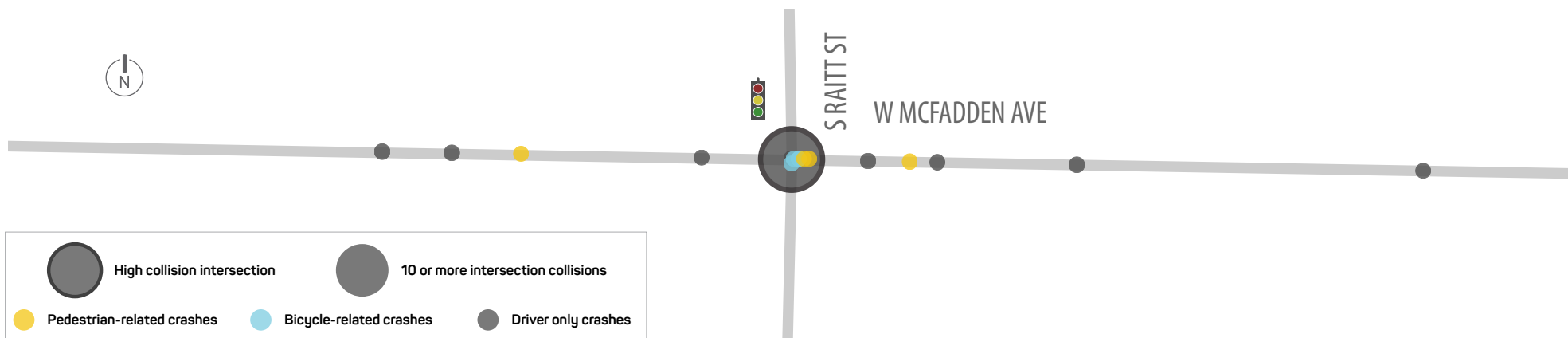


Primary Collision Factor	Number
Pedestrian Violation	3
Ped R/W Violation	2
Traffic Signals and Signs	0
Auto R/W Violation	0
Improper Turning	0
Unsafe Speed	0
Driving Under Influence	0
Wrong Side of Road	0
Unsafe Lane Change	0
Others	0
Unknown/Not Stated	1

BICYCLE-RELATED



Primary Collision Factor	Number
Wrong Side of Road	3
Auto R/W Violation	0
Traffic Signals and Signs	0
Improper Turning	0
Unsafe Speed	0
Driving Under Influence	0
Unsafe Lane Change	0
Pedestrian Violation	0
Ped R/W Violation	0
Others	0
Unknown/Not Stated	1



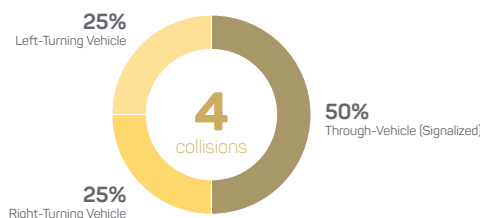
BICYCLE AND PEDESTRIAN COLLISIONS

Location Type	Ped	Bike
Mid-Block	2	10
Signalized Intersection	0	2
Unsignalized Intersection	1	1

TOTAL COLLISIONS

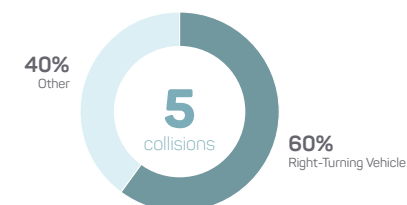
Primary Collision Factor	Number
Unsafe Speed	18
Auto R/W Violation	21
Traffic Signals and Signs	2
Improper Turning	10
Driving Under Influence	8
Pedestrian Violation	1
Wrong Side of Road	2
Ped R/W Violation	1
Unsafe Lane Change	3
Others	8
Unknown/Not Stated	31
TOTAL	105

PEDESTRIAN-RELATED

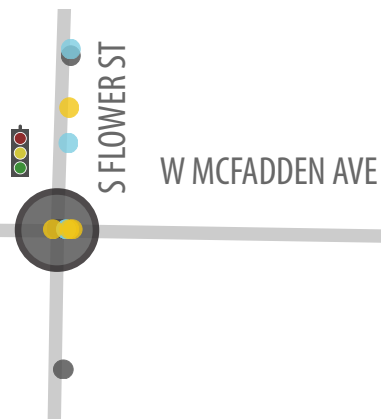


Primary Collision Factor	Number
Pedestrian Violation	1
Ped R/W Violation	1
Traffic Signals and Signs	0
Auto R/W Violation	0
Improper Turning	0
Unsafe Speed	0
Driving Under Influence	0
Wrong Side of Road	0
Unsafe Lane Change	0
Others	0
Unknown/Not Stated	1

BICYCLE-RELATED



Primary Collision Factor	Number
Wrong Side of Road	2
Auto R/W Violation	2
Traffic Signals and Signs	0
Improper Turning	2
Unsafe Speed	0
Driving Under Influence	0
Unsafe Lane Change	1
Pedestrian Violation	0
Ped R/W Violation	0
Others	1
Unknown/Not Stated	5



High collision intersection
 10 or more intersection collisions
 Pedestrian-related crashes
 Bicycle-related crashes
 Driver only crashes

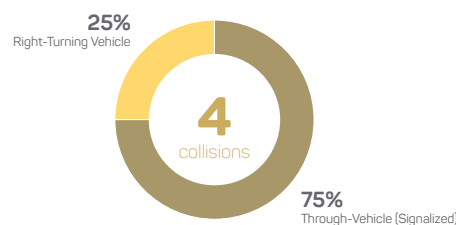
BICYCLE AND PEDESTRIAN COLLISIONS

Location Type	Ped	Bike
Mid-Block	0	0
Signalized Intersection	6	4
Unsignalized Intersection	0	0

TOTAL COLLISIONS

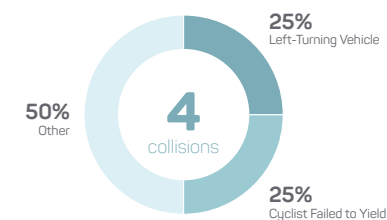
Primary Collision Factor	Number
Unsafe Speed	2
Auto R/W Violation	7
Traffic Signals and Signs	25
Improper Turning	3
Driving Under Influence	5
Pedestrian Violation	2
Wrong Side of Road	0
Ped R/W Violation	0
Unsafe Lane Change	0
Others	1
Unknown/Not Stated	8
TOTAL	53

PEDESTRIAN-RELATED

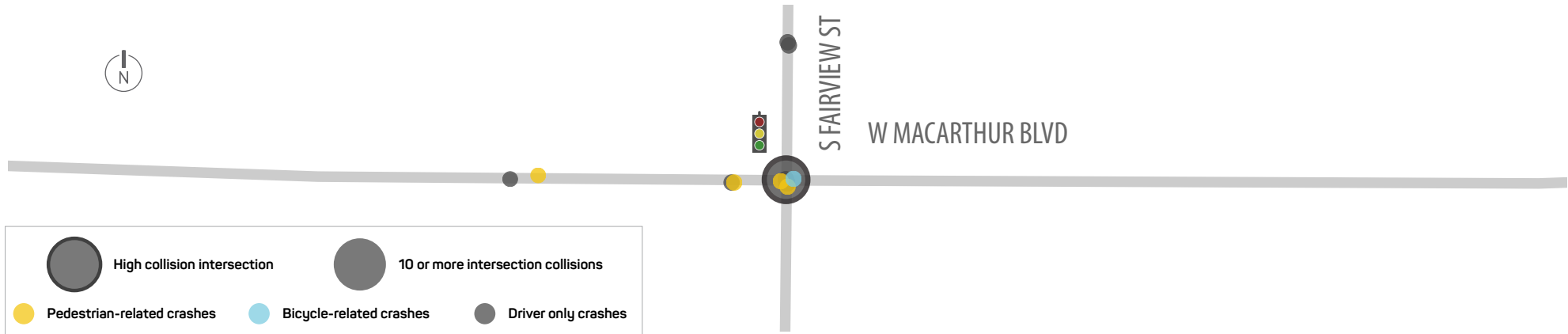


Primary Collision Factor	Number
Pedestrian Violation	2
Ped R/W Violation	0
Traffic Signals and Signs	2
Auto R/W Violation	0
Improper Turning	0
Unsafe Speed	0
Driving Under Influence	0
Wrong Side of Road	0
Unsafe Lane Change	0
Others	0
Unknown/Not Stated	0

BICYCLE-RELATED



Primary Collision Factor	Number
Wrong Side of Road	0
Auto R/W Violation	1
Traffic Signals and Signs	2
Improper Turning	0
Unsafe Speed	0
Driving Under Influence	0
Unsafe Lane Change	0
Pedestrian Violation	0
Ped R/W Violation	0
Others	0
Unknown/Not Stated	1




BICYCLE AND PEDESTRIAN COLLISIONS

Location Type	Ped	Bike
Mid-Block	0	0
Signalized Intersection	6	1
Unsignalized Intersection	0	0

TOTAL COLLISIONS

Primary Collision Factor	Number
Unsafe Speed	7
Auto R/W Violation	2
Traffic Signals and Signs	9
Improper Turning	0
Driving Under Influence	0
Pedestrian Violation	2
Wrong Side of Road	0
Ped R/W Violation	2
Unsafe Lane Change	0
Others	3
Unknown/Not Stated	11
TOTAL	36

PEDESTRIAN-RELATED



Primary Collision Factor	Number
Pedestrian Violation	2
Ped R/W Violation	2
Traffic Signals and Signs	0
Auto R/W Violation	0
Improper Turning	0
Unsafe Speed	0
Driving Under Influence	0
Wrong Side of Road	0
Unsafe Lane Change	0
Others	0
Unknown/Not Stated	2

BICYCLE-RELATED



Primary Collision Factor	Number
Wrong Side of Road	0
Auto R/W Violation	0
Traffic Signals and Signs	0
Improper Turning	0
Unsafe Speed	0
Driving Under Influence	0
Unsafe Lane Change	0
Pedestrian Violation	0
Ped R/W Violation	0
Others	1
Unknown/Not Stated	0