



The City of Santa Ana Community Development Agency

**2020-2024 CONSOLIDATED PLAN
JULY 1, 2020 THROUGH JUNE 30, 2025**

**2020 ANNUAL ACTION PLAN
JULY 1, 2020 THROUGH JUNE 30, 2021**

This page intentionally left blank.

EXECUTIVE SUMMARY	5
ES-05 EXECUTIVE SUMMARY - 91.200(c), 91.220(b)	5
THE PROCESS	11
PR-05 LEAD & RESPONSIBLE AGENCIES - 91.200(b)	11
PR-10 CONSULTATION - 91.100, 91.200(b), 91.215(L)	12
PR-15 CITIZEN PARTICIPATION – 91.105	37
NEEDS ASSESSMENT	42
NA-05 OVERVIEW	42
NA-10 HOUSING NEEDS ASSESSMENT - 91.205 (A,B,C).....	44
NA-15 DISPROPORTIONATELY GREATER NEED: HOUSING PROBLEMS – 91.205 (B)(2).....	53
NA-20 DISPROPORTIONATELY GREATER NEED: SEVERE HOUSING PROBLEMS – 91.205 (B)(2).....	57
NA-25 DISPROPORTIONATELY GREATER NEED: HOUSING COST BURDENS – 91.205 (B)(2)	60
NA-30 DISPROPORTIONATELY GREATER NEED: DISCUSSION – 91.205(B)(2)	62
NA-35 PUBLIC HOUSING – 91.205(B).....	66
NA-40 HOMELESS NEEDS ASSESSMENT – 91.205(c)	70
NA-45 NON-HOMELESS SPECIAL NEEDS ASSESSMENT - 91.205 (B,D)	79
NA-50 NON-HOUSING COMMUNITY DEVELOPMENT NEEDS – 91.215 (F).....	82
HOUSING MARKET ANALYSIS.....	84
MA-05 OVERVIEW	84
MA-10 NUMBER OF HOUSING UNITS – 91.210(A)&(B)(2).....	85
MA-15 HOUSING MARKET ANALYSIS: COST OF HOUSING - 91.210(A)	90
MA-20 HOUSING MARKET ANALYSIS: CONDITION OF HOUSING – 91.210(A)	93
MA-25 PUBLIC AND ASSISTED HOUSING – 91.210(B)	96
MA-30 HOMELESS FACILITIES AND SERVICES – 91.210(c).....	98
MA-35 SPECIAL NEEDS FACILITIES AND SERVICES – 91.210(d).....	102
MA-40 BARRIERS TO AFFORDABLE HOUSING – 91.210(E)	104
MA-45 NON-HOUSING COMMUNITY DEVELOPMENT ASSETS – 91.215 (F)	105
MA-50 NEEDS AND MARKET ANALYSIS DISCUSSION	113
MA-60 BROADBAND NEEDS OF HOUSING OCCUPIED BY LOW- AND MODERATE-INCOME HOUSEHOLDS - 91.210(A)(4), 91.310(A)(2).....	115
MA-65 HAZARD MITIGATION - 91.210(A)(5), 91.310(A)(3)	117
STRATEGIC PLAN.....	118
SP-05 OVERVIEW	118
SP-10 GEOGRAPHIC PRIORITIES – 91.215 (A)(1).....	120
SP-25 PRIORITY NEEDS - 91.215(A)(2)	121
SP-30 INFLUENCE OF MARKET CONDITIONS – 91.215 (B)	127
SP-35 ANTICIPATED RESOURCES - 91.215(A)(4), 91.220(c)(1,2).....	128
SP-40 INSTITUTIONAL DELIVERY STRUCTURE – 91.215(k)	132
SP-45 GOALS SUMMARY – 91.215(A)(4)	135
SP-50 PUBLIC HOUSING ACCESSIBILITY AND INVOLVEMENT – 91.215(c).....	138
SP-55 BARRIERS TO AFFORDABLE HOUSING – 91.215(H).....	139
SP-60 HOMELESSNESS STRATEGY – 91.215(d)	140

SP-65 LEAD BASED PAINT HAZARDS – 91.215(i)	142
SP-70 ANTI-POVERTY STRATEGY – 91.215(j)	143
SP-80 MONITORING – 91.230	144
ANNUAL ACTION PLAN	145
AP-15 EXPECTED RESOURCES – 91.220(c)(1,2)	145
AP-20 ANNUAL GOALS AND OBJECTIVES – 91.220(c)(3)	149
AP-35 PROJECTS – 91.220(d)	151
AP-38 PROJECT SUMMARY	152
AP-50 GEOGRAPHIC DISTRIBUTION – 91.220(f)	161
AP-55 AFFORDABLE HOUSING – 91.220(g)	163
AP-60 PUBLIC HOUSING – 91.220(h)	164
AP-65 HOMELESS AND OTHER SPECIAL NEEDS ACTIVITIES – 91.220(i)	165
AP-75 BARRIERS TO AFFORDABLE HOUSING – 91.220(j)	167
AP-85 OTHER ACTIONS – 91.220(k)	168
AP-90 PROGRAM SPECIFIC REQUIREMENTS – 91.220(l)(1,2,4)	170

APPENDICES

- A. ALTERNATE/LOCAL DATA SOURCES
- B. COMMUNITY ENGAGEMENT RESOURCES AND MATERIALS
- C. UNIQUE APPENDICES
- D. CERTIFICATIONS AND SF-424

Executive Summary

ES-05 Executive Summary - 91.200(c), 91.220(b)

1. Introduction

The 2020-2024 Consolidated Plan is the City of Santa Ana's Strategic Plan for the investment of annual allocations of Community Development Block Grant (CDBG), Home Investment Partnerships (HOME) and Emergency Solutions Grant (ESG) funds from the U.S. Department of Housing and Urban Development (HUD) during the five year period covered by the Consolidated Plan beginning July 1, 2020 and ending June 30, 2025. These grant programs are consistent with HUD's national strategy to provide decent housing opportunities, a suitable living environment and economic opportunities—particularly for low- and moderate-income people.

In consideration of finite grant resources, the Strategic Plan within this Consolidated Plan outlines the areas and population segments with the greatest level of need for a particular program or activity and intends to invest grant resources in high leverage opportunities where data suggests that the City will be able to maximize the impact of every dollar. The Strategic Plan identifies the City's priority needs, including the rationale for establishing allocation priorities and specific measurable goals to be addressed during the five year period covered by the Consolidated Plan through activities to be implemented as part of the five Annual Action Plans using CDBG, HOME, and ESG funds.

This Consolidated Plan also contains a Needs Assessment and Market Analysis that provide insight into the different levels of need in the community and the market in which grant-funded programs will be implemented. The Needs Assessment incorporates national data from the 2011-2015 American Community Survey (ACS) 5-Year Estimates and the 2011-2015 Comprehensive Housing Affordability Strategy (CHAS) data, in addition to HUD program, State of California, and local/ regional data sets.

Community Development Block Grant (CDBG)

The Housing and Community Development Act of 1974 created the CDBG Program. The primary objective of the CDBG program is the development of viable urban communities by providing decent housing, a suitable living environment, and expanding economic opportunities, principally for persons of low- and moderate-income. The CDBG regulations require that each activity meet one of the following national objectives:

- Benefit low- and moderate-income persons;
- Aid in the prevention or elimination of slums and blight; or
- Meet other community development needs having a particular urgency.

Each year, the City certifies with the submission of its Annual Action Plan that it has given maximum feasible priority to activities, which meet the first and second objectives above. Additionally, the City

certifies that no less than 70 percent of the CDBG funds received, over a three-year certification period, will be designed to benefit low- and moderate-income persons.

HOME Investment Partnerships (HOME) Program

The Cranston-Gonzalez National Affordable Housing Act created the HOME program to give states and local governments a flexible funding source to use – often in partnership with local nonprofit groups – to fund a wide range of activities including building, buying, and/or rehabilitating affordable housing for rent or homeownership or providing direct rental assistance to low-income people. HOME is a federal block grant to local governments with the sole purpose of creating affordable housing opportunities for low-income households.

ESG / Regional Homeless Continuum of Care

The ESG program provides grantees with resources to be used within the context of the Consolidated Plan and the regional Continuum of Care (CoC) strategy to address homelessness. Eligible ESG activities include:

- Street outreach: Outreach to unsheltered homeless individuals and families to connect them with emergency shelter, housing or critical services;
- Emergency shelter: Major rehabilitation, conversion or renovation of a building to be used as emergency shelter for homeless persons; essential services such as case management, childcare, education services, employment and job training; shelter operations such as maintenance, rent, repair, security, fuel, insurance, utilities, relocation and furnishings;
- Homelessness prevention: Housing relocation and stabilization services and short-and/or medium-term rental assistance to prevent homelessness if annual income is 30% or less of AMI and assistance is necessary to regain stability in current permanent housing or move into other permanent housing; and
- Rapid re-housing: Housing relocation and stabilization services and short-and/or medium-term rental assistance to help individuals or families living in shelters or in places not meant for human habitation move into permanent housing and achieve stability.

ESG funds include a 1:1 match requirement and must be fully expended within 24 months. In administering the ESG program, the City will align with the Orange County Continuum of Care.

Orange County's homeless system of care is comprised of a network of public, private, faith-based, for-profit, and non-profit service providers who utilize several federal, state and local resources to provide services for homeless people. Hundreds of agencies throughout the County provide programs ranging from feeding the homeless on the street to creating permanent supportive housing opportunities. These services are available to homeless families with children, and single men and women. The County's non-profit community also serves special needs populations, such as victims of domestic violence, veterans, the disabled and youth.

2020 Program Year

In addition to the Consolidated Plan, this document includes the first year's Annual Action Plan. For the 2020 program year, the City will receive \$5,735,518 of CDBG, \$500,947 of ESG and \$1,818,699 of HOME funds from HUD. In addition, the City will re-program \$1,004,222 of prior year CDBG resources. The 2020 funding will be allocated to the following projects:

2020 CDBG PROGRAM

Public Service

CDBG Public Service Program	\$855,173
-----------------------------	-----------

Capital Projects

CDBG Economic Development	\$72,926
Library Improvements	\$700,000
Parks and Public Facility Improvements	\$1,434,364
Neighborhood Sponsored Improvements	\$50,000

Housing and Code Enforcement Projects

CDBG Housing Program	\$1,687,047
CDBG Code Enforcement	\$800,000

Program Administration Projects

CDBG Program Administration	\$1,080,230
Fair Housing Services	\$60,000

2020 HOME PROGRAM

Housing Projects

HOME Rehabilitation	\$100,000
Affordable Housing Development and Rehabilitation	\$1,264,024
CHDO Housing Projects	\$272,805

Program Administration Projects

HOME Program Administration	\$181,870
-----------------------------	-----------

2020 ESG PROGRAM

Homeless Projects

Homeless Services and Facility Activities	\$500,947
---	-----------

2. Summary of the objectives and outcomes identified in the Plan Needs Assessment Overview

HUD's Community Planning and Development (CPD) Outcome Performance Measurement Framework classifies objectives in three categories: decent housing, a suitable living environment, and economic opportunity. Based on the Needs Assessment and Market Analysis, the Strategic Plan identifies six high

priority needs to be addressed through the implementation of activities aligned with seven Strategic Plan goals.

The priority needs for Santa Ana include:

- Expand the supply of affordable housing
- Preserve the supply of affordable housing
- Access to and supply of public services
- Increase access to and supply of homeless services and facilities
- Promote economic opportunity
- Improve City public facilities and infrastructure

Consistent with HUD's national goals for HUD CPD programs to provide decent housing opportunities, maintain a suitable living environment and expand economic opportunities for low- and moderate-income residents, the priority needs listed above will be addressed over the next five years through the implementation of HUD funded activities aligned with the following seven measurable Strategic Plan goals:

- Affordable Housing Development, Maintenance, and Preservation
- Code Enforcement
- Public Service Programs
- Homeless Services and Facilities
- Economic Development Program
- Public Facilities and Infrastructure
- Program Administration and Fair Housing Services

3. Evaluation of past performance

The investment of HUD resources during the 2015-2019 program years was a catalyst for positive change in the community. Together with other federal, state and local investments, HUD resources allowed the City and its partners to:

- Developed new and rehabilitated existing affordable housing throughout the City
- Provided assistance to homeless individuals and families through street outreach, rapid rehousing, homeless prevention services, and expanding the number and types of emergency and transitional shelter beds in the City
- Targeted public service programming to youth, families, seniors, victims of domestic violence and other special needs populations
- Rehabilitate and improve community spaces, parks, and facilities to improve ADA accessibility and enhance public use
- Completed street and sidewalk improvements

While the City and local partners were able to successfully implement the activities listed above during the last five years, there were insufficient resources to fully address the level of need identified in the last Consolidated Plan.

4. Summary of citizen participation process and consultation process

Subsequent to the enactment of the Homeless Emergency Assistance and Rapid Transition to Housing (HEARTH) Act of 2009, HUD revised the Consolidated Plan regulations at 24 CFR Part 91 to emphasize the importance of citizen participation and consultation in the development of the Consolidated Plan. HUD strengthened the consultation process with requirements for consultation with the CoC, Public Housing Authorities (PHA), business leaders, civic leaders, and public or private agencies that address housing, health, social service, victim services, employment, or education needs of low-income individuals and families, homeless individuals and families, youth and/or other persons with special needs. Together with the analytic capabilities of the eCon Plan Suite, these requirements created the conditions necessary to implement a collaborative, data-driven and place-based planning process that includes a robust level of citizen participation and consultation.

The City adopted a new Citizen Participation Plan in September 2019 that reflects regulatory changes and process improvements. In accordance with the City's adopted Citizen Participation Plan, the City facilitated citizen participation through surveys, community meetings and public hearings. Efforts were made to encourage participation by low- and moderate-income persons, particularly those living in slum and blighted areas and in areas where HUD funds are proposed to be used, and by residents of predominantly low- and moderate-income neighborhoods. The City also made efforts to encourage the participation of minorities and non-English speaking persons, as well as persons with disabilities. The consultation process included representatives of the CoC, PHA, and other specified groups who completed surveys, provided local data and assisted the City to ensure practical coordination of strategies to maximize impact and to avoid duplication of effort.

5. Summary of public comments

Through the City's five community workshops, two public hearings, and a resident/ stakeholder survey, the City received a range of input and feedback to assist in identifying priority needs, community strengths and opportunities to more efficiently and target funding.

At the community workshops and public hearings, the City provided an overview of the Consolidated Plan process and received input on priority needs and concerns within the community.

The City received input from 245 residents and stakeholders via the survey. The survey provided an opportunity for input on priority needs related to housing, public services, public facilities, and other services in the community.

Additionally, the City conducted stakeholder interviews with key stakeholders and service providers operating in the City related to homeless facilities and services.

6. Summary of comments or views not accepted and the reasons for not accepting them

All comments and views received by the City in the development of the Consolidated Plan were accepted and taken into consideration in the development of the Consolidated Plan.

7. Summary

Examination of HUD-provided 2011-2015 American Community Survey (ACS) 5-Year Estimates and the 2011-2015 Comprehensive Housing Affordability Strategy (CHAS) data, in addition to local data, as well as consultation with citizens and stakeholders revealed six high priority needs to be addressed through the investment of CDBG, ESG and HOME funds over the five year period of the Consolidated Plan. The investment of CDBG, ESG and HOME funds in eligible activities shall be guided principally by the goals of the Strategic Plan. Projects in the Action Plan conform with one of the Strategic Plan strategies and the associated action-oriented, measurable goals in order to receive consideration for CDBG, ESG or HOME funds.

The Process

PR-05 Lead & Responsible Agencies - 91.200(b)

1. Describe agency/entity responsible for preparing the Consolidated Plan and those responsible for administration of each grant program and funding source

The following are the agencies/entities responsible for preparing the Consolidated Plan and those responsible for administration of each grant program and funding source.

Agency Role	Name	Department/Agency
CDBG Administrator	SANTA ANA	Community Development Agency
HOME Administrator	SANTA ANA	Community Development Agency
ESG Administrator	SANTA ANA	Community Development Agency

Table 1 – Responsible Agencies

Narrative

The City of Santa Ana Community Development Agency is the lead agency for overseeing the development of the Consolidated Plan. This Department is also responsible for the preparation of the Annual Action Plan, Consolidated Annual Performance and Evaluation Report (CAPER) and CDBG, HOME, and ESG program administrations. The City of Santa Ana was supported by MDG Associates, Inc. in the development of the Consolidated Plan and Annual Action Plan.

Consolidated Plan Public Contact Information:

David Flores
 Community Development Analyst
 Community Development Agency
dflores@santa-ana.org
 714-647-6561

PR-10 Consultation - 91.100, 91.200(b), 91.215(I)

1. Introduction

The City of Santa Ana consulted with representatives from multiple agencies, groups, and organizations involved in the development of affordable housing, creation of job opportunities for low- and moderate-income residents, and/or provision of services to children, elderly persons, persons with disabilities, persons with HIV/AIDS and their families, and homeless persons. To facilitate this consultation, the City solicited feedback through the following methods:

- Stakeholder/resident surveys
- Individual stakeholder consultations
- Community meetings
- Public hearings
- 30-day public comment period
- Receipt of written comments

To gather the greatest breadth and depth of information, the City consulted with a wide variety of agencies, groups and organizations concerning the housing, community and economic development needs of the community. Each of the agencies, groups or organizations consulted is represented below. The input received from these consultation partners helped establish and inform the objectives and goals described in the Strategic Plan.

Provide a concise summary of the jurisdiction's activities to enhance coordination between public and assisted housing providers and private and governmental health, mental health and service agencies (91.215(I)).

The City recognizes the importance of careful coordination and alignment among various service providers to maximize the effectiveness of the CDBG program. As a result, during the development of this Consolidated Plan, the City consulted with organizations that provide assisted housing, health services and other community-focused programs. Outreach efforts included surveys including specific questions associated with coordination, invitations to community meetings and follow-up phone interviews where appropriate.

The City further recognizes the importance of continued coordination and alignment during the upcoming five-year planning period with these organizations and agencies. The City will strengthen relationships and alignment among these organizations in the implementation of the NOFA process for CDBG funds and through technical assistance provided to subrecipients of CDBG funds each year.

Describe coordination with the Continuum of Care and efforts to address the needs of homeless persons (particularly chronically homeless individuals and families, families with children, veterans, and unaccompanied youth) and persons at risk of homelessness

Orange County's homeless Continuum of Care (CoC) is comprised of a network of public, private, faith-based, for-profit, and non-profit service providers who utilize several federal, state and local resources to provide services and facilities for homeless people. The region's municipalities, including the City of Santa Ana, also provide resources for services that assist the homeless and those at-risk of becoming homeless. Non-profit service and facility providers play a critical role in the current CoC system and in addressing homeless needs within Santa Ana. These organizations provide a range of services throughout the County ranging from job training to creating permanent supportive housing opportunities. These services are available to homeless individuals and households.

The CoC guides the development of homeless strategies and the implementation of programs to end homelessness throughout the region. In conducting the City's Needs Assessment, Santa Ana carefully reviewed the CoC's current strategy and planning documents to ensure coordination in goals and objectives. Additionally, the City provided a questionnaire to the CoC as well as key service providers operating in Santa Ana to identify the CoC's perceived needs in the county and its objectives to address the needs of different homeless persons populations, specifically chronically homeless families and individuals, families with children, veterans, unaccompanied youth and persons at risk of homelessness.

The City will continue to actively work with the CoC as well as its partners throughout the County to coordinate on the planning and implementation of homeless services and programming.

Describe consultation with the Continuum(s) of Care that serves the jurisdiction's area in determining how to allocate ESG funds, develop performance standards and evaluate outcomes, and develop funding, policies and procedures for the administration of HMIS

In the development of the Consolidated Plan, the City of Santa Ana consulted with numerous housing, social service, and homeless service providers whose work intersects with the goal of reducing and ending homelessness in Orange County and/ or Santa Ana. This consultation provided input on allocation methodologies and approach for ESG programs. The City of Santa Ana regularly coordinates with the Orange County CoC to align performance standards, evaluate outcomes of current initiatives, coordination program policies and procedures related to program design and HMIS administration.

2. Describe Agencies, groups, organizations and others who participated in the process and describe the jurisdictions consultations with housing, social service agencies and other entities

1	Agency/Group/Organization	Santa Ana Housing Authority
	Agency/Group/Organization Type	Public Housing Housing
	What section of the Plan was addressed by Consultation?	Housing Need Assessment Public Housing
	How was the Agency/Group/Organization consulted and what are the anticipated outcomes of the consultation or areas for improved coordination?	The organization was consulted by email outreach, data validation, and the web-based survey. Through this consultation, Santa Ana opened or preserved lines of communication between the stakeholder and the City to be an active participant in housing and community development planning in the jurisdiction. Santa Ana sought specific input, feedback, and recommendations related to the topics highlighted above from this stakeholder.
2	Agency/Group/Organization	ALBI
	Agency/Group/Organization Type	Services-Children
	What section of the Plan was addressed by Consultation?	Non-Housing Community Development
	How was the Agency/Group/Organization consulted and what are the anticipated outcomes of the consultation or areas for improved coordination?	The organization was consulted by email outreach and the web-based survey. Through this consultation, Santa Ana opened or preserved lines of communication between the stakeholder and the City to be an active participant in housing and community development planning in the jurisdiction. Santa Ana sought specific input, feedback, and recommendations related to the topics highlighted above from this stakeholder.
3	Agency/Group/Organization	Regional Center of Orange County
	Agency/Group/Organization Type	Services-Persons with Disabilities Regional Organization
	What section of the Plan was addressed by Consultation?	Non-Housing Community Development

	How was the Agency/Group/Organization consulted and what are the anticipated outcomes of the consultation or areas for improved coordination?	The organization was consulted by email outreach and the web-based survey. Through this consultation, Santa Ana opened or preserved lines of communication between the stakeholder and the City to be an active participant in housing and community development planning in the jurisdiction. Santa Ana sought specific input, feedback, and recommendations related to the topics highlighted above from this stakeholder.
4	Agency/Group/Organization	HIV Planning Council
	Agency/Group/Organization Type	Services-Persons with HIV/AIDS
	What section of the Plan was addressed by Consultation?	Non-Housing Community Development HOPWA Strategy
	How was the Agency/Group/Organization consulted and what are the anticipated outcomes of the consultation or areas for improved coordination?	The organization was consulted by email outreach and the web-based survey. Through this consultation, Santa Ana opened or preserved lines of communication between the stakeholder and the City to be an active participant in housing and community development planning in the jurisdiction. Santa Ana sought specific input, feedback, and recommendations related to the topics highlighted above from this stakeholder.
5	Agency/Group/Organization	America on Track
	Agency/Group/Organization Type	Services – Children
	What section of the Plan was addressed by Consultation?	Non-Housing Community Development
	How was the Agency/Group/Organization consulted and what are the anticipated outcomes of the consultation or areas for improved coordination?	The organization was consulted by email outreach and the web-based survey. Through this consultation, Santa Ana opened or preserved lines of communication between the stakeholder and the City to be an active participant in housing and community development planning in the jurisdiction. Santa Ana sought specific input, feedback, and recommendations related to the topics highlighted above from this stakeholder.
6	Agency/Group/Organization	Orange County CoC
	Agency/Group/Organization Type	Services-homeless

	What section of the Plan was addressed by Consultation?	Homelessness Strategy Homeless Needs - Chronically homeless Homeless Needs - Families with children Homelessness Needs - Veterans Homelessness Needs - Unaccompanied youth
	How was the Agency/Group/Organization consulted and what are the anticipated outcomes of the consultation or areas for improved coordination?	The organization was consulted by email outreach, data validation, and the web-based survey. Through this consultation, Santa Ana opened or preserved lines of communication between the stakeholder and the City to be an active participant in housing and community development planning in the jurisdiction. Santa Ana sought specific input, feedback, and recommendations related to the topics highlighted above from this stakeholder.
7	Agency/Group/Organization	Santa Ana Chamber of Commerce
	Agency/Group/Organization Type	Business and Civic Leaders
	What section of the Plan was addressed by Consultation?	Economic Development Market Analysis
	How was the Agency/Group/Organization consulted and what are the anticipated outcomes of the consultation or areas for improved coordination?	The organization was consulted by email outreach, phone interview and the web-based survey. Through this consultation, Santa Ana opened or preserved lines of communication between the stakeholder and the City to be an active participant in housing and community development planning in the jurisdiction. Santa Ana sought specific input, feedback, and recommendations related to the topics highlighted above from this stakeholder.
8	Agency/Group/Organization	The GREEN Foundation
	Agency/Group/Organization Type	Services – Health Services – Education
	What section of the Plan was addressed by Consultation?	Non-Housing Community Development

	How was the Agency/Group/Organization consulted and what are the anticipated outcomes of the consultation or areas for improved coordination?	The organization was consulted by participation in a community/ stakeholder meeting. Through this consultation, Santa Ana opened or preserved lines of communication between the stakeholder and the City to be an active participant in housing and community
9	Agency/Group/Organization	Habitat for Humanity of OC
	Agency/Group/Organization Type	Services – Housing Housing
	What section of the Plan was addressed by Consultation?	Housing Needs Assessment
	How was the Agency/Group/Organization consulted and what are the anticipated outcomes of the consultation or areas for improved coordination?	The organization was consulted by participation in a community/ stakeholder meeting. Through this consultation, Santa Ana opened or preserved lines of communication between the stakeholder and the City to be an active participant in housing and community development planning in the jurisdiction. Santa Ana sought specific input, feedback, and recommendations related to the topics highlighted above from this stakeholder.
10	Agency/Group/Organization	Community Health Initiative
	Agency/Group/Organization Type	Services – Health
	What section of the Plan was addressed by Consultation?	Non-Housing Community Development
	How was the Agency/Group/Organization consulted and what are the anticipated outcomes of the consultation or areas for improved coordination?	The organization was consulted by participation in a community/ stakeholder meeting. Through this consultation, Santa Ana opened or preserved lines of communication between the stakeholder and the City to be an active participant in housing and community development planning in the jurisdiction. Santa Ana sought specific input, feedback, and recommendations related to the topics highlighted above from this stakeholder.
11	Agency/Group/Organization	Latino Health Access
	Agency/Group/Organization Type	Services – Health
	What section of the Plan was addressed by Consultation?	Non-Housing Community Development

	How was the Agency/Group/Organization consulted and what are the anticipated outcomes of the consultation or areas for improved coordination?	The organization was consulted by participation in a community/ stakeholder meeting. Through this consultation, Santa Ana opened or preserved lines of communication between the stakeholder and the City to be an active participant in housing and community development planning in the jurisdiction. Santa Ana sought specific input, feedback, and recommendations related to the topics highlighted above from this stakeholder.
12	Agency/Group/Organization	Neighborworks of Orange County
	Agency/Group/Organization Type	Services – Housing Housing
	What section of the Plan was addressed by Consultation?	Housing Needs Assessment
	How was the Agency/Group/Organization consulted and what are the anticipated outcomes of the consultation or areas for improved coordination?	The organization was consulted by participation in a community/ stakeholder meeting. Through this consultation, Santa Ana opened or preserved lines of communication between the stakeholder and the City to be an active participant in housing and community
13	Agency/Group/Organization	Orange County Labor Foundation
	Agency/Group/Organization Type	Regional Organization Services – Employment
	What section of the Plan was addressed by Consultation?	Non-Housing Community Development Market Analysis Economic Development
	How was the Agency/Group/Organization consulted and what are the anticipated outcomes of the consultation or areas for improved coordination?	The organization was consulted by participation in a community/ stakeholder meeting. Through this consultation, Santa Ana opened or preserved lines of communication between the stakeholder and the City to be an active participant in housing and community
14	Agency/Group/Organization	Greater Light Family Church
	Agency/Group/Organization Type	Other

	What section of the Plan was addressed by Consultation?	Non-Housing Community Development Needs Anti-Poverty Strategy
	How was the Agency/Group/Organization consulted and what are the anticipated outcomes of the consultation or areas for improved coordination?	The organization was consulted by participation in a community/ stakeholder meeting. Through this consultation, Santa Ana opened or preserved lines of communication between the stakeholder and the City to be an active participant in housing and community
15	Agency/Group/Organization	The Kennedy Commission
	Agency/Group/Organization Type	Services – Housing Housing
	What section of the Plan was addressed by Consultation?	Housing Needs Assessment
	How was the Agency/Group/Organization consulted and what are the anticipated outcomes of the consultation or areas for improved coordination?	The organization was consulted by participation in a community/ stakeholder meeting. Through this consultation, Santa Ana opened or preserved lines of communication between the stakeholder and the City to be an active participant in housing and community
16	Agency/Group/Organization	Second Baptist Church of Santa Ana
	Agency/Group/Organization Type	Other
	What section of the Plan was addressed by Consultation?	Non-Housing Community Development Needs Anti-Poverty Strategy
	How was the Agency/Group/Organization consulted and what are the anticipated outcomes of the consultation or areas for improved coordination?	The organization was consulted by participation in a community/ stakeholder meeting. Through this consultation, Santa Ana opened or preserved lines of communication between the stakeholder and the City to be an active participant in housing and community

17	Agency/Group/Organization	HUMAN OPTIONS, INC.
	Agency/Group/Organization Type	Services-Children Services-Elderly Persons Services-Persons with Disabilities Services-Persons with HIV/AIDS Services-Victims of Domestic Violence Services-homeless Services-Employment
	What section of the Plan was addressed by Consultation?	Homeless Needs - Chronically homeless Homeless Needs - Families with children Public Services
	How was the Agency/Group/Organization consulted and what are the anticipated outcomes of the consultation or areas for improved coordination?	The organization was consulted by participation in a community/ stakeholder meeting. Through this consultation, Santa Ana opened or preserved lines of communication between the stakeholder and the City to be an active participant in housing and community
18	Agency/Group/Organization	Community Legal Aid – Southern California
	Agency/Group/Organization Type	Services – Fair Housing Services – Victims Services - Housing
	What section of the Plan was addressed by Consultation?	Non-Housing Community Development
	How was the Agency/Group/Organization consulted and what are the anticipated outcomes of the consultation or areas for improved coordination?	The organization was consulted by participation in a community/ stakeholder meeting. Through this consultation, Santa Ana opened or preserved lines of communication between the stakeholder and the City to be an active participant in housing and community
19	Agency/Group/Organization	Heritage Museum of Orange County
	Agency/Group/Organization Type	Services – Children Services - Education
	What section of the Plan was addressed by Consultation?	Non-Housing Community Development

	How was the Agency/Group/Organization consulted and what are the anticipated outcomes of the consultation or areas for improved coordination?	The organization was consulted by participation in a community/ stakeholder meeting. Through this consultation, Santa Ana opened or preserved lines of communication between the stakeholder and the City to be an active participant in housing and community
20	Agency/Group/Organization	Chispa OC
	Agency/Group/Organization Type	Civic Leader
	What section of the Plan was addressed by Consultation?	Non-Housing Community Development Housing Needs Assessment
	How was the Agency/Group/Organization consulted and what are the anticipated outcomes of the consultation or areas for improved coordination?	The organization was consulted by participation in a community/ stakeholder meeting. Through this consultation, Santa Ana opened or preserved lines of communication between the stakeholder and the City to be an active participant in housing and community
21	Agency/Group/Organization	YMCA
	Agency/Group/Organization Type	Services – Children
	What section of the Plan was addressed by Consultation?	Non-Housing Community Development
	How was the Agency/Group/Organization consulted and what are the anticipated outcomes of the consultation or areas for improved coordination?	The organization was consulted by participation in a community/ stakeholder meeting. Through this consultation, Santa Ana opened or preserved lines of communication between the stakeholder and the City to be an active participant in housing and community
22	Agency/Group/Organization	Community Action Partnership of Orange County
	Agency/Group/Organization Type	Regional Organization
	What section of the Plan was addressed by Consultation?	Anti-Poverty Strategy
	How was the Agency/Group/Organization consulted and what are the anticipated outcomes of the consultation or areas for improved coordination?	The organization was consulted by participation in a community/ stakeholder meeting. Through this consultation, Santa Ana opened or preserved lines of communication between the stakeholder and the City to be an active participant in housing and community

23	Agency/Group/Organization	WISE PLACE
	Agency/Group/Organization Type	Services-Victims of Domestic Violence Services - Homeless
	What section of the Plan was addressed by Consultation?	Homelessness Strategy Homeless Needs – Families with Children Homeless Needs – Chronically Homeless
	How was the Agency/Group/Organization consulted and what are the anticipated outcomes of the consultation or areas for improved coordination?	The organization was consulted by email outreach, phone interview and the web-based survey. Through this consultation, Santa Ana opened or preserved lines of communication between the stakeholder and the City to be an active participant in housing and community development planning in the jurisdiction. Santa Ana sought specific input, feedback, and recommendations related to the topics highlighted above from this stakeholder.
24	Agency/Group/Organization	CSU - Fullerton
	Agency/Group/Organization Type	Services – Education Business Leaders
	What section of the Plan was addressed by Consultation?	Non-Housing Community Development Meeting
	How was the Agency/Group/Organization consulted and what are the anticipated outcomes of the consultation or areas for improved coordination?	The organization was consulted by participation in a community/ stakeholder meeting. Through this consultation, Santa Ana opened or preserved lines of communication between the stakeholder and the City to be an active participant in housing and community
25	Agency/Group/Organization	Santa Ana Downtown Inc.
	Agency/Group/Organization Type	Business Leaders
	What section of the Plan was addressed by Consultation?	Market Analysis Economic Development

	How was the Agency/Group/Organization consulted and what are the anticipated outcomes of the consultation or areas for improved coordination?	The organization was consulted by phone interview. Through this consultation, Santa Ana opened or preserved lines of communication between the stakeholder and the City to be an active participant in housing and community development planning in the jurisdiction. Santa Ana sought specific input, feedback, and recommendations related to the topics highlighted above from this stakeholder.
26	Agency/Group/Organization	Mercy House
	Agency/Group/Organization Type	Services – Homeless
	What section of the Plan was addressed by Consultation?	Homeless Strategy Homeless Needs – Veterans Homeless Needs – Chronically Homeless Homeless Needs – Unaccompanied Youth Homeless Needs – Families with Children
	How was the Agency/Group/Organization consulted and what are the anticipated outcomes of the consultation or areas for improved coordination?	The organization was consulted by email outreach and the web-based survey. Through this consultation, Santa Ana opened or preserved lines of communication between the stakeholder and the City to be an active participant in housing and community development planning in the jurisdiction. Santa Ana sought specific input, feedback, and recommendations related to the topics highlighted above from this stakeholder.
27	Agency/Group/Organization	City Net
	Agency/Group/Organization Type	Services - Homeless
	What section of the Plan was addressed by Consultation?	Homeless Strategy Homeless Needs – Veterans Homeless Needs – Chronically Homeless Homeless Needs – Unaccompanied Youth Homeless Needs – Families with Children Non-Homeless Special Needs

	How was the Agency/Group/Organization consulted and what are the anticipated outcomes of the consultation or areas for improved coordination?	The organization was consulted by phone interview. Through this consultation, Santa Ana opened or preserved lines of communication between the stakeholder and the City to be an active participant in housing and community development planning in the jurisdiction. Santa Ana sought specific input, feedback, and recommendations related to the topics highlighted above from this stakeholder.
28	Agency/Group/Organization	Orange County Emergency Management
	Agency/Group/Organization Type	Agency – Emergency Management Agency – Managing Flood Prone Areas
	What section of the Plan was addressed by Consultation?	Non-Housing Community Development
	How was the Agency/Group/Organization consulted and what are the anticipated outcomes of the consultation or areas for improved coordination?	The organization was consulted by email outreach. Through this consultation, Santa Ana opened or preserved lines of communication between the stakeholder and the City to be an active participant in housing and community development planning in the jurisdiction. Santa Ana sought specific input, feedback, and recommendations related to the topics highlighted above from this stakeholder.
29	Agency/Group/Organization	Boy’s and Girl’s Club of Central Orange Coast
	Agency/Group/Organization Type	Services – Children
	What section of the Plan was addressed by Consultation?	Non-Housing Community Development
	How was the Agency/Group/Organization consulted and what are the anticipated outcomes of the consultation or areas for improved coordination?	The organization was consulted by email outreach and the web-based survey. Through this consultation, Santa Ana opened or preserved lines of communication between the stakeholder and the City to be an active participant in housing and community development planning in the jurisdiction. Santa Ana sought specific input, feedback, and recommendations related to the topics highlighted above from this stakeholder.
	Agency/Group/Organization	Building Healthy Communities

30	Agency/Group/Organization Type	Planning – Organization Services – Health
	What section of the Plan was addressed by Consultation?	Housing Needs Assessment Lead-based Paint Strategy Non-Housing Community Development
	How was the Agency/Group/Organization consulted and what are the anticipated outcomes of the consultation or areas for improved coordination?	The organization was consulted by email outreach and the web-based survey. Through this consultation, Santa Ana opened or preserved lines of communication between the stakeholder and the City to be an active participant in housing and community development planning in the jurisdiction. Santa Ana sought specific input, feedback, and recommendations related to the topics highlighted above from this stakeholder.
31	Agency/Group/Organization	CASA of Orange County
	Agency/Group/Organization Type	Foster Care Agency/Facility Services – Children Child Welfare Agency
	What section of the Plan was addressed by Consultation?	Homeless Strategy Homeless Needs – Unaccompanied Youth Non-Homeless Special Needs
	How was the Agency/Group/Organization consulted and what are the anticipated outcomes of the consultation or areas for improved coordination?	The organization was consulted by email outreach and the web-based survey. Through this consultation, Santa Ana opened or preserved lines of communication between the stakeholder and the City to be an active participant in housing and community development planning in the jurisdiction. Santa Ana sought specific input, feedback, and recommendations related to the topics highlighted above from this stakeholder.
32	Agency/Group/Organization	Charitable Ventures of Orange County
	Agency/Group/Organization Type	Regional Organization
	What section of the Plan was addressed by Consultation?	Market Analysis Anti-Poverty Strategy

	How was the Agency/Group/Organization consulted and what are the anticipated outcomes of the consultation or areas for improved coordination?	The organization was consulted by email outreach and the web-based survey. Through this consultation, Santa Ana opened or preserved lines of communication between the stakeholder and the City to be an active participant in housing and community development planning in the jurisdiction. Santa Ana sought specific input, feedback, and recommendations related to the topics highlighted above from this stakeholder.
33	Agency/Group/Organization	Com-Link
	Agency/Group/Organization Type	Civic Leader
	What section of the Plan was addressed by Consultation?	Anti-Poverty Strategy Housing Needs Assessment
	How was the Agency/Group/Organization consulted and what are the anticipated outcomes of the consultation or areas for improved coordination?	The organization was consulted by email outreach and the web-based survey. Through this consultation, Santa Ana opened or preserved lines of communication between the stakeholder and the City to be an active participant in housing and community development
34	Agency/Group/Organization	Delhi Center
	Agency/Group/Organization Type	Services – Elderly Persons Services – Health Services – Education
	What section of the Plan was addressed by Consultation?	Housing Needs Assessment Non-Homeless Special Needs
	How was the Agency/Group/Organization consulted and what are the anticipated outcomes of the consultation or areas for improved coordination?	The organization was consulted by email outreach and the web-based survey. Through this consultation, Santa Ana opened or preserved lines of communication between the stakeholder and the City to be an active participant in housing and community development
35	Agency/Group/Organization	Fair Housing Council of Orange County
	Agency/Group/Organization Type	Services – Fair Housing Regional Organization

	What section of the Plan was addressed by Consultation?	Housing Needs Assessment Market Analysis Anti-Poverty Strategy Lead-based Paint Strategy
	How was the Agency/Group/Organization consulted and what are the anticipated outcomes of the consultation or areas for improved coordination?	The organization was consulted by email outreach and the web-based survey. Through this consultation, Santa Ana opened or preserved lines of communication between the stakeholder and the City to be an active participant in housing and community development
36	Agency/Group/Organization	Goodwill Tierney Center
	Agency/Group/Organization Type	Services – Veterans Services – Homeless
	What section of the Plan was addressed by Consultation?	Homeless Needs – Veterans Homeless Needs – Chronically Homeless
	How was the Agency/Group/Organization consulted and what are the anticipated outcomes of the consultation or areas for improved coordination?	The organization was consulted by email outreach and the web-based survey. Through this consultation, Santa Ana opened or preserved lines of communication between the stakeholder and the City to be an active participant in housing and community development
37	Agency/Group/Organization	Interval House
	Agency/Group/Organization Type	Services – Homeless Services – Victims Services – Domestic Violence
	What section of the Plan was addressed by Consultation?	Homeless Needs – Families with Children Homelessness Strategy
	How was the Agency/Group/Organization consulted and what are the anticipated outcomes of the consultation or areas for improved coordination?	The organization was consulted by email outreach and the web-based survey. Through this consultation, Santa Ana opened or preserved lines of communication between the stakeholder and the City to be an active participant in housing and community development
38	Agency/Group/Organization	KidWorks
	Agency/Group/Organization Type	Services - Education

	What section of the Plan was addressed by Consultation?	Economic Development; Non-Housing Community Development
	How was the Agency/Group/Organization consulted and what are the anticipated outcomes of the consultation or areas for improved coordination?	The organization was consulted by email outreach and the web-based survey. Through this consultation, Santa Ana opened or preserved lines of communication between the stakeholder and the City to be an active participant in housing and community development
39	Agency/Group/Organization	Lutheran Social Services of Southern California
	Agency/Group/Organization Type	Services – Housing Services – Homeless Services – Health Services – Employment Services – Education
	What section of the Plan was addressed by Consultation?	Housing Needs Assessment Economic Development Anti-Poverty Strategy
	How was the Agency/Group/Organization consulted and what are the anticipated outcomes of the consultation or areas for improved coordination?	The organization was consulted by email outreach and the web-based survey. Through this consultation, Santa Ana opened or preserved lines of communication between the stakeholder and the City to be an active participant in housing and community development
40	Agency/Group/Organization	Mental Health Agency of Orange County
	Agency/Group/Organization Type	Health Agency Services – Health Services – Persons with Disabilities Publicly Funded Institution
	What section of the Plan was addressed by Consultation?	Housing Needs Assessment Non-Housing Community Development

	How was the Agency/Group/Organization consulted and what are the anticipated outcomes of the consultation or areas for improved coordination?	The organization was consulted by email outreach and the web-based survey. Through this consultation, Santa Ana opened or preserved lines of communication between the stakeholder and the City to be an active participant in housing and community development
41	Agency/Group/Organization	Neutral Ground
	Agency/Group/Organization Type	Services – Children Services – Education
	What section of the Plan was addressed by Consultation?	Non-Housing Community Development Needs
	How was the Agency/Group/Organization consulted and what are the anticipated outcomes of the consultation or areas for improved coordination?	The organization was consulted by email outreach and the web-based survey. Through this consultation, Santa Ana opened or preserved lines of communication between the stakeholder and the City to be an active participant in housing and community development
42	Agency/Group/Organization	OC Partnership
	Agency/Group/Organization Type	Services - Homeless
	What section of the Plan was addressed by Consultation?	Homeless Needs – Chronically Homeless Homeless Needs – Families with Children Homeless Needs – Veterans Homeless Needs – Unaccompanied Youth
	How was the Agency/Group/Organization consulted and what are the anticipated outcomes of the consultation or areas for improved coordination?	The organization was consulted by email outreach and the web-based survey. Through this consultation, Santa Ana opened or preserved lines of communication between the stakeholder and the City to be an active participant in housing and community development
43	Agency/Group/Organization	OneOC
	Agency/Group/Organization Type	Regional Organization
	What section of the Plan was addressed by Consultation?	Non-Housing Community Development

	How was the Agency/Group/Organization consulted and what are the anticipated outcomes of the consultation or areas for improved coordination?	The organization was consulted by email outreach and the web-based survey. Through this consultation, Santa Ana opened or preserved lines of communication between the stakeholder and the City to be an active participant in housing and community development
44	Agency/Group/Organization	Orange County Business Council
	Agency/Group/Organization Type	Business Leaders
	What section of the Plan was addressed by Consultation?	Economic Development Market Analysis
	How was the Agency/Group/Organization consulted and what are the anticipated outcomes of the consultation or areas for improved coordination?	The organization was consulted by email outreach and the web-based survey. Through this consultation, Santa Ana opened or preserved lines of communication between the stakeholder and the City to be an active participant in housing and community development
45	Agency/Group/Organization	Orange County Children’s Therapeutic Art Center
	Agency/Group/Organization Type	Services – Children Services – Persons with Disabilities
	What section of the Plan was addressed by Consultation?	Non-Housing Community Development
	How was the Agency/Group/Organization consulted and what are the anticipated outcomes of the consultation or areas for improved coordination?	The organization was consulted by email outreach and the web-based survey. Through this consultation, Santa Ana opened or preserved lines of communication between the stakeholder and the City to be an active participant in housing and community development
46	Agency/Group/Organization	Orange County Health Care Agency
	Agency/Group/Organization Type	Health Agency Publicly Funded Institution
	What section of the Plan was addressed by Consultation?	Non-Housing Community Development Lead-based Paint Strategy

	How was the Agency/Group/Organization consulted and what are the anticipated outcomes of the consultation or areas for improved coordination?	The organization was consulted by email outreach and the web-based survey. Through this consultation, Santa Ana opened or preserved lines of communication between the stakeholder and the City to be an active participant in housing and community development.
47	Agency/Group/Organization	Orange County Social Services Agency
	Agency/Group/Organization Type	Child Welfare Agency
	What section of the Plan was addressed by Consultation?	Homeless – Unaccompanied Youth Lead-based Paint Strategy Non-Housing Community Development
	How was the Agency/Group/Organization consulted and what are the anticipated outcomes of the consultation or areas for improved coordination?	The organization was consulted by email outreach and the web-based survey. Through this consultation, Santa Ana opened or preserved lines of communication between the stakeholder and the City to be an active participant in housing and community development.
48	Agency/Group/Organization	Orange County Water District
	Agency/Group/Organization Type	Agency – Management of Public Land or Water Resources
	What section of the Plan was addressed by Consultation?	Non-Housing Community Development
	How was the Agency/Group/Organization consulted and what are the anticipated outcomes of the consultation or areas for improved coordination?	The organization was consulted by email outreach and the web-based survey. Through this consultation, Santa Ana opened or preserved lines of communication between the stakeholder and the City to be an active participant in housing and community development.
49	Agency/Group/Organization	Public Law Center
	Agency/Group/Organization Type	Services – Housing Services – Victims Services – Fair Housing
	What section of the Plan was addressed by Consultation?	Non-Housing Community Development

	How was the Agency/Group/Organization consulted and what are the anticipated outcomes of the consultation or areas for improved coordination?	The organization was consulted by email outreach and the web-based survey. Through this consultation, Santa Ana opened or preserved lines of communication between the stakeholder and the City to be an active participant in housing and community development.
50	Agency/Group/Organization	Santa Ana Police Department
	Agency/Group/Organization Type	Agency – Emergency Management
	What section of the Plan was addressed by Consultation?	Non-Housing Community Development
	How was the Agency/Group/Organization consulted and what are the anticipated outcomes of the consultation or areas for improved coordination?	The organization was consulted by email outreach and the web-based survey. Through this consultation, Santa Ana opened or preserved lines of communication between the stakeholder and the City to be an active participant in housing and community development.
51	Agency/Group/Organization	Santa Ana Senior Center
	Agency/Group/Organization Type	Services – Elderly
	What section of the Plan was addressed by Consultation?	Non-Housing Community Development
	How was the Agency/Group/Organization consulted and what are the anticipated outcomes of the consultation or areas for improved coordination?	The organization was consulted by email outreach and the web-based survey. Through this consultation, Santa Ana opened or preserved lines of communication between the stakeholder and the City to be an active participant in housing and community development.
52	Agency/Group/Organization	Santa Ana Workforce Investment Board
	Agency/Group/Organization Type	Planning Organization Services – Employment
	What section of the Plan was addressed by Consultation?	Economic Development Market Analysis

	How was the Agency/Group/Organization consulted and what are the anticipated outcomes of the consultation or areas for improved coordination?	The organization was consulted by email outreach and the web-based survey. Through this consultation, Santa Ana opened or preserved lines of communication between the stakeholder and the City to be an active participant in housing and community development.
53	Agency/Group/Organization	Second Chance Orange County
	Agency/Group/Organization Type	Services – Persons with Disabilities Services – Health
	What section of the Plan was addressed by Consultation?	Housing Needs Assessment Anti-Poverty Strategy
	How was the Agency/Group/Organization consulted and what are the anticipated outcomes of the consultation or areas for improved coordination?	The organization was consulted by email outreach and the web-based survey. Through this consultation, Santa Ana opened or preserved lines of communication between the stakeholder and the City to be an active participant in housing and community development.
54	Agency/Group/Organization	Small Business Development Center
	Agency/Group/Organization Type	Services – Employment
	What section of the Plan was addressed by Consultation?	Economic Development Market Analysis
	How was the Agency/Group/Organization consulted and what are the anticipated outcomes of the consultation or areas for improved coordination?	The organization was consulted by email outreach and the web-based survey. Through this consultation, Santa Ana opened or preserved lines of communication between the stakeholder and the City to be an active participant in housing and community development.
55	Agency/Group/Organization	Taller San Jose Hope Builders
	Agency/Group/Organization Type	Services – Employment
	What section of the Plan was addressed by Consultation?	Economic Development Market Analysis

	How was the Agency/Group/Organization consulted and what are the anticipated outcomes of the consultation or areas for improved coordination?	The organization was consulted by email outreach and the web-based survey. Through this consultation, Santa Ana opened or preserved lines of communication between the stakeholder and the City to be an active participant in housing and community development.
56	Agency/Group/Organization	Templo Calvario CDC
	Agency/Group/Organization Type	Services – Education
	What section of the Plan was addressed by Consultation?	Non-Housing Community Development
	How was the Agency/Group/Organization consulted and what are the anticipated outcomes of the consultation or areas for improved coordination?	The organization was consulted by email outreach and the web-based survey. Through this consultation, Santa Ana opened or preserved lines of communication between the stakeholder and the City to be an active participant in housing and community development.
57	Agency/Group/Organization	VAMC
	Agency/Group/Organization Type	Services – Homeless
	What section of the Plan was addressed by Consultation?	Homeless Needs – Veterans
	How was the Agency/Group/Organization consulted and what are the anticipated outcomes of the consultation or areas for improved coordination?	The organization was consulted by email outreach and the web-based survey. Through this consultation, Santa Ana opened or preserved lines of communication between the stakeholder and the City to be an active participant in housing and community development.
58	Agency/Group/Organization	The Cambodian Family
	Agency/Group/Organization Type	Services – Immigrant Families
	What section of the Plan was addressed by Consultation?	Non-Housing Community Development Needs Housing Needs Assessment
	How was the Agency/Group/Organization consulted and what are the anticipated outcomes of the consultation or areas for improved coordination?	The organization was consulted by email outreach and the web-based survey. Through this consultation, Santa Ana opened or preserved lines of communication between the stakeholder and the City to be an active participant in housing and community development.

Table 2 – Agencies, groups, organizations who participated

Identify any Agency Types not consulted and provide rationale for not consulting

The City maintains a list of agencies, organizations and other stakeholders that have expressed an interest in City’s CDBG program and invited representatives from each entity to participate at multiple points in the planning process. All agencies were strongly encouraged to attend meetings and participate in surveys.

Any agency or organization that was not consulted and would like to be included in the City’s list of stakeholders, the agency or organization may contact the Community Development Department at the contact information provided for this Consolidated Plan.

Other local/regional/state/federal planning efforts considered when preparing the Plan

Name of Plan	Lead Organization	How do the goals of your Strategic Plan overlap with the goals of each plan?
CEDS	Orange County Community Investment Board	Both the CEDS and Strategic Plan identify a goal of improving economic opportunities for low- and moderate-income residents
2019 CoC Funding Application	Orange County CoC	The CoC application identifies a strategy to continue to address homelessness through a coordinated and aligned approach
10 Year Plan to End Homelessness	Orange County CoC	Both the 10-Year Plan and Consolidated Plan emphasize a comprehensive and coordinated approach to address homelessness
Housing Element	Santa Ana	Both the Housing Element and Consolidated Plan establish a goal of increasing the supply and availability of affordable housing options throughout the City
5-year Strategic Plan	Santa Ana Housing Authority	In line with the Consolidated Plan, the Housing Authority has established goals to increase the supply of affordable housing and to affirmatively further access to fair housing

Table 3 – Other local / regional / federal planning efforts

Describe cooperation and coordination with other public entities, including the State and any adjacent units of general local government, in the implementation of the Consolidated Plan (91.215(I))

The City invited regional planning organizations, state agencies and adjacent units of local government to participate in the City's surveys and community meetings. Additionally, Santa Ana conducted email outreach to all adjacent units of local government to share in the identification of regional housing and community development needs. Throughout the implementation of the Consolidated Plan process, the City of Santa Ana consults and coordinates activities with local units of government and monitors state programs and regulations to leverage local HUD funding.

PR-15 Citizen Participation – 91.105

1. Summary of citizen participation process/Efforts made to broaden citizen participation Summarize citizen participation process and how it impacted goal-setting

As part of the Consolidated Plan process, the City of Santa Ana actively encouraged residents from across the City to participate in identifying needs and issues to inform the housing and community development needs assessment. In an effort to broaden engagement, the City facilitated five community workshops at various times, dates, and locations across the City. Marketing for these workshops as well as public hearings and the community needs survey were published in local publications, community centers and via public notices. Additionally, Santa Ana informed key partners and requested that they share meeting locations and survey links with their respective networks.

Qualitative data gathered through consultations and resident engagement was a key informant of determining priority needs and establishing the City's Strategic Plan goals.

The table on the subsequent page documents the City's approach to resident engagement.

Sort Order	Mode of Outreach	Target of Outreach	Summary of response/attendance	Summary of comments received	Summary of comments not accepted and reasons	URL (if applicable)
1	Resident and Stakeholder Survey	<ul style="list-style-type: none"> • Minorities • Non-English Speaking • Persons with disabilities • Broad community • Residents of public/assisted housing • Stakeholders 	The City published a survey and invited participation of residents and stakeholders through multiple marketing approaches.	The City received a total of 245 responses, including 241 in English and 4 in Spanish. A summary of the survey results is included in the appendix.	All comments and responses were reviewed and used to inform the Consolidated Plan	
2	Community Meetings	<ul style="list-style-type: none"> • Minorities • Non-English Speaking • Persons with disabilities • Broad community • Residents of public/assisted housing • Stakeholders 	The City conducted five public workshops from October to December 2019 to gather input and feedback from residents and stakeholders on housing and community development needs	The City conducted five public workshops from October to December 2019 to gather input and feedback from residents and stakeholders on housing and community development needs	All comments were reviewed and used to inform the Consolidated Plan	

3	Public Hearing	<ul style="list-style-type: none"> • Minorities • Non-English Speaking • Persons with disabilities • Broad community • Residents of public/assisted housing Stakeholders	The City conducted a public hearing in December 2019 to gather input on priority needs and community conditions	A total of 9 residents and representatives from stakeholders attended the meeting. A summary of the meeting materials is included in the appendix.	All comments were reviewed and used to inform the Consolidated Plan	
4	Newspaper Ads	<ul style="list-style-type: none"> • Minorities • Non-English Speaking • Persons with disabilities • Broad community • Residents of public/assisted housing Stakeholders	To promote the survey, community workshops and first public hearing, the City published a series of advertisements including English/Spanish flyers, newsletter blurbs, and public notices	Copies of the ads and notices is included in the appendix.	N/A (comments not received via notices)	

5	Public Hearing	<ul style="list-style-type: none"> • Minorities • Non-English Speaking • Persons with disabilities • Broad community • Residents of public/assisted housing • Stakeholders 	Two comments received; meeting conducted remotely due to COVID-19 pandemic.	<ul style="list-style-type: none"> • THRIVE Santa Ana requested to incorporate community land trusts into the development of affordable housing in the plan moving forward. • Commenter supported the inclusion of community land trusts into the plan. Also requested to incorporate how residents will provide additional feedback into how the funds will be allocated into Santa Ana neighborhoods. Commenter wanted to ensure that residents would have an opportunity to provide additional feedback into the allocation of funding in Santa Ana. 		
6	Public Comment Period	<ul style="list-style-type: none"> • Minorities • Non-English Speaking • Persons with disabilities • Broad community • Residents of public/assisted housing • Stakeholders 	No comments received.	No comments were received.	All comments were accepted and taken into account for this and subsequent Action Plans.	

Table 4 – Citizen Participation Outreach

Needs Assessment

NA-05 Overview

Needs Assessment Overview

The Needs Assessment examines needs related to affordable housing, special needs housing, community development and homelessness for the City of Santa Ana. The Needs Assessment includes the following sections:

- Housing Needs Assessment
- Disproportionately Greater Need
- Public Housing
- Homeless Needs Assessment
- Non-Homeless Special Needs Assessment
- Non-Housing Community Development Needs

The Needs Assessment identifies those needs with the highest priorities which form the basis for the Strategic Plan section and the programs and projects to be administered. Most of the data tables in this section are populated with default data from the 2011- 2015 American Community Survey (ACS) and the Comprehensive Housing Affordability Strategy (CHAS) datasets. CHAS datasets are developed for HUD by the U.S. Census Bureau based on the ACS. In addition to these data sources, the Needs Assessment is supplemented by more current data to provide context around the significant growth experienced by the region in recent years.

The housing portion of the needs assessment focuses largely on households experiencing a housing problem. HUD defines housing problems as:

- Units lacking complete kitchen facilities;
- Units lacking complete bathroom facilities;
- Housing cost burden of more than 30 percent of the household income (for renters, housing costs include rent paid by the tenant plus utilities and for owners, housing costs include mortgage payments, taxes, insurance, and utilities); and
- Overcrowding which is defined as more than one person per room, not including bathrooms, porches, foyers, halls, or half-rooms.

Two of the three housing and community development entitlement programs, CDBG and HOME, operate under federally established income limits. Santa Ana is a direct recipient of both CDBG and HOME funds. The program income limits are based on median family income, with adjustments based on family size for Santa Ana.

In general, very-low income refers to gross household incomes at or below 30 percent of the area median income (AMI); low-income refers to incomes between 31 and 50 percent of AMI; moderate-income refers to incomes between 51 and 80 percent of AMI. The CDBG and HOME programs target low- and moderate-income beneficiaries. HOME rental activities can benefit those with household incomes of up to 60 percent of AMI. ESG activities benefit individuals and households at or below 30% of AMI who are homeless or at risk of becoming homeless. The following figure provides the current (FY 2019) income limits for the Orange County area. These limits are updated annually by HUD.

Persons in Family	Extremely-Low (30% AMI)	Low (50% AMI)	Moderate (80% AMI)
1	\$24,950	\$41,550	\$66,500
2	\$28,500	\$47,500	\$76,000
3	\$32,050	\$53,450	\$85,500
4	\$35,600	\$59,350	\$94,950
5	\$38,450	\$64,100	\$102,550
6	\$41,300	\$68,850	\$110,150
7	\$44,150	\$73,600	\$117,750
8	\$47,000	\$78,350	\$125,350

Figure 1 – HUD Income Limits (2019)

Data Source: US Department of Housing and Urban Development

NA-10 Housing Needs Assessment - 91.205 (a,b,c)

Summary of Housing Needs

The City of Santa Ana's population grew by 3% from the 2009 to 2015 ACS 5-year estimates. Since 2015, the population has continued to increase. According to the California Department of Finance, Santa Ana's 2019 population is estimated to be 337,716. Santa Ana's median income has declined slightly from the 2009 ACS estimates to \$52,253. This is more than \$20,000 below the County's median income of \$76,509. This is especially notable given that the cost of housing has risen significantly in the City, despite the lack of a corresponding increase in household income.

78% of the residents of Santa Ana identify as being Hispanic or Latino. 10% of residents identify as being Asian (not Hispanic/Latino) and 9% of residents identify as being Caucasian (not Hispanic/Latino).

Santa Ana is significantly younger than Orange County as a whole as Santa Ana's median age is 30.2 compared to 37.1 in the County. Similarly, 12.8% of the county is 65 years and over compared to 7.7% in Santa Ana.

The average household in Santa Ana contains 4.4 members. For owners, the average household is slightly larger (4.46 members) compared to renter-occupied households (4.35 members). 71% of all households earn less than 80% AMI. Of all households within the City, 43% are small family (2-4 members) households and 32% are large family (5 or more members).

28% of all households include one household member 62 years or older. Of these households, 67% earn less than 80% AMI.

28% of all households also contain at least one child aged 6 or younger. Of these households, 84% earn less than 80% AMI

When evaluating housing needs and problems, the Consolidated Plan considers households that are cost burdened (pay more than 30% of income for housing costs), overcrowded (more than 1 person/ room), and lack complete plumbing/kitchen facilities. Of all households earning less than 100% AMI, 57% experience at least one of these housing problems. This is most pronounced (71%) for households that earn less than 50% AMI. Renters below 100% AMI are more likely to experience a housing problem (65%) than owners (43%) in the same income range.

Demographics	Base Year: 2009	Most Recent Year: 2015	% Change
Population	324,528	333,270	3%
Households	75,715	74,755	-1%
Median Income	\$54,521.00	\$52,253.00	-4%

Table 5 - Housing Needs Assessment Demographics

Data Source: 2005-2009 ACS (Base Year), 2011-2015 ACS (Most Recent Year)

Number of Households Table

	0-30% AMI	>30-50% AMI	>50-80% AMI	>80-100% AMI	>100% AMI
Total Households	17,890	16,480	18,395	7,075	14,920
Small Family Households	7,170	7,175	8,020	2,865	6,715
Large Family Households	5,395	5,475	6,540	2,380	3,795
Household contains at least one person 62-74 years of age	2,785	3,135	3,420	1,655	3,260
Household contains at least one person age 75 or older	1,965	1,495	1,290	610	1,285
Households with one or more children 6 years old or younger	6,480	5,550	5,565	1,700	1,555

Table 6 - Total Households Table

Data Source: 2011-2015 CHAS

Housing Needs Summary Tables

1. Housing Problems (Households with one of the listed needs)

	Renter					Total	Owner				Total
	0-30% AMI	>30- 50% AMI	>50- 80% AMI	>80- 100% AMI			0-30% AMI	>30- 50% AMI	>50- 80% AMI	>80- 100% AMI	
NUMBER OF HOUSEHOLDS											
Substandard Housing - Lacking complete plumbing or kitchen facilities	280	120	50	40	490	30	20	40	25	115	
Severely Overcrowded - With >1.51 people per room (and complete kitchen and plumbing)	3,530	2,295	1,670	350	7,845	240	370	775	325	1,710	
Overcrowded - With 1.01-1.5 people per room (and	2,760	2,920	2,245	505	8,430	260	885	1,735	625	3,505	

none of the above problems)										
Housing cost burden greater than 50% of income (and none of the above problems)	5,060	1,875	205	0	7,140	2,080	1,470	975	180	4,705
Housing cost burden greater than 30% of income (and none of the above problems)	865	2,880	2,615	225	6,585	370	1,050	2,375	850	4,645
Zero/negative Income (and none of the above problems)	325	0	0	0	325	140	0	0	0	140

Table 7 – Housing Problems Table

Data Source: 2011-2015 CHAS

2. Housing Problems 2 (Households with one or more Severe Housing Problems: Lacks kitchen or complete plumbing, severe overcrowding, severe cost burden)

	Renter					Owner				
	0-30% AMI	>30-50% AMI	>50-80% AMI	>80-100% AMI	Total	0-30% AMI	>30-50% AMI	>50-80% AMI	>80-100% AMI	Total
NUMBER OF HOUSEHOLDS										
Having 1 or more of four housing problems	11,630	7,215	4,170	895	23,910	2,610	2,745	3,525	1,155	10,035
Having none of four housing problems	1,900	3,525	5,095	1,780	12,300	1,285	2,990	5,610	3,245	13,130
Household has negative income, but none of the	325	0	0	0	325	140	0	0	0	140

other housing problems										
------------------------	--	--	--	--	--	--	--	--	--	--

Table 8 – Housing Problems 2

Data Source: 2011-2015 CHAS

3. Cost Burden > 30%

	Renter				Owner			
	0-30% AMI	>30-50% AMI	>50-80% AMI	Total	0-30% AMI	>30-50% AMI	>50-80% AMI	Total
NUMBER OF HOUSEHOLDS								
Small Related	5,800	4,365	1,630	11,795	760	1,215	1,795	3,770
Large Related	4,155	2,735	889	7,779	820	1,280	1,575	3,675
Elderly	1,300	560	174	2,034	960	680	490	2,130
Other	1,015	965	895	2,875	319	200	460	979
Total need by income	12,270	8,625	3,588	24,483	2,859	3,375	4,320	10,554

Table 9 – Cost Burden > 30%

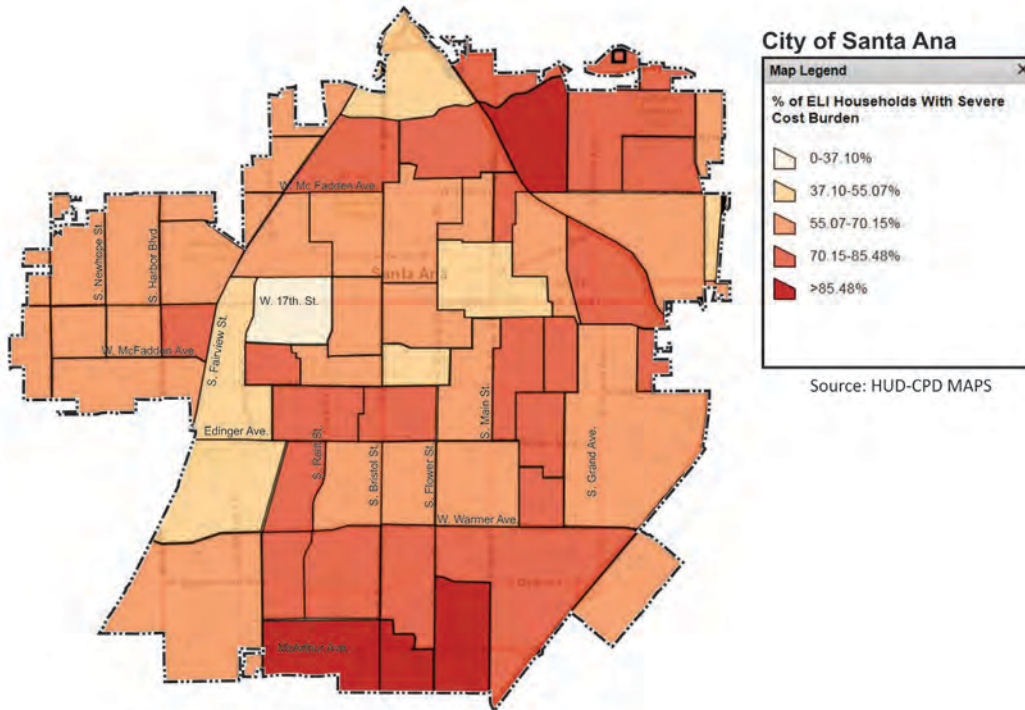
Data Source: 2011-2015 CHAS

4. Cost Burden > 50%

	Renter				Owner			
	0-30% AMI	>30-50% AMI	>50-80% AMI	Total	0-30% AMI	>30-50% AMI	>50-80% AMI	Total
NUMBER OF HOUSEHOLDS								
Small Related	4,600	1,140	145	5,885	700	805	490	1,995
Large Related	3,190	775	4	3,969	695	615	200	1,510
Elderly	880	335	29	1,244	730	395	205	1,330
Other	930	385	30	1,345	315	130	195	640
Total need by income	9,600	2,635	208	12,443	2,440	1,945	1,090	5,475

Table 10 – Cost Burden > 50%

Data Source: 2011-2015 CHAS

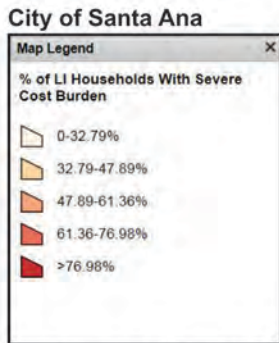
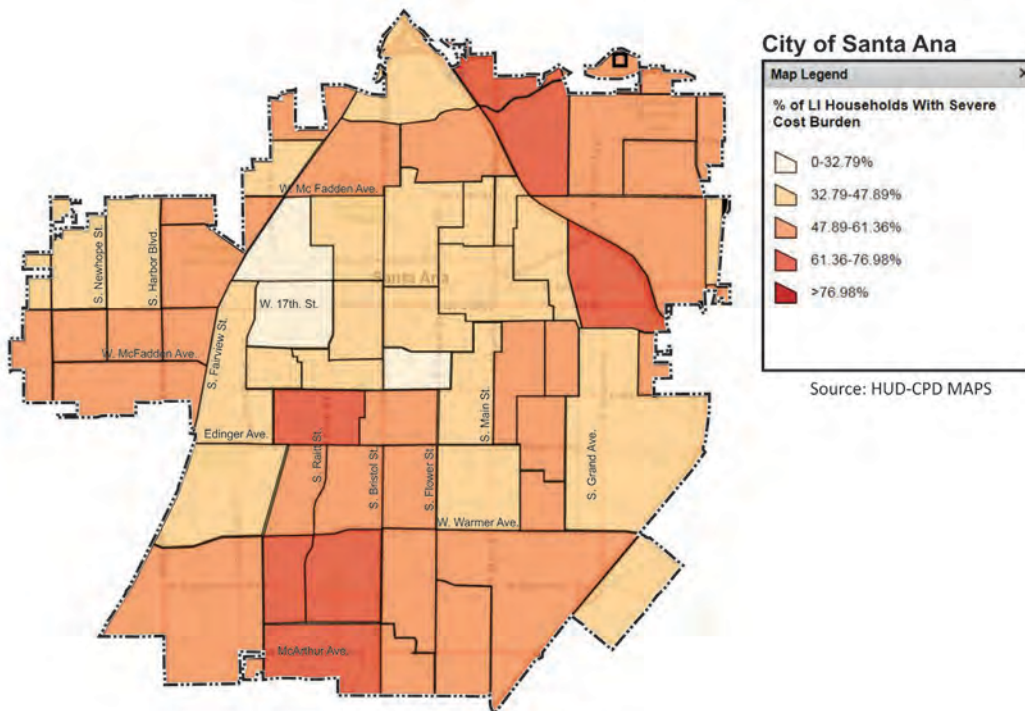


Source: HUD-CPD MAPS

Figure 2 – Share

of Extremely Low-Income HHs with Severe Cost Burden

Data Source: 2011-2015 CHAS Estimates



Source: HUD-CPD MAPS

Figure 3 – Share

of Low-Income HHs with Severe Cost Burden

Data Source: 2011-2015 CHAS Estimates

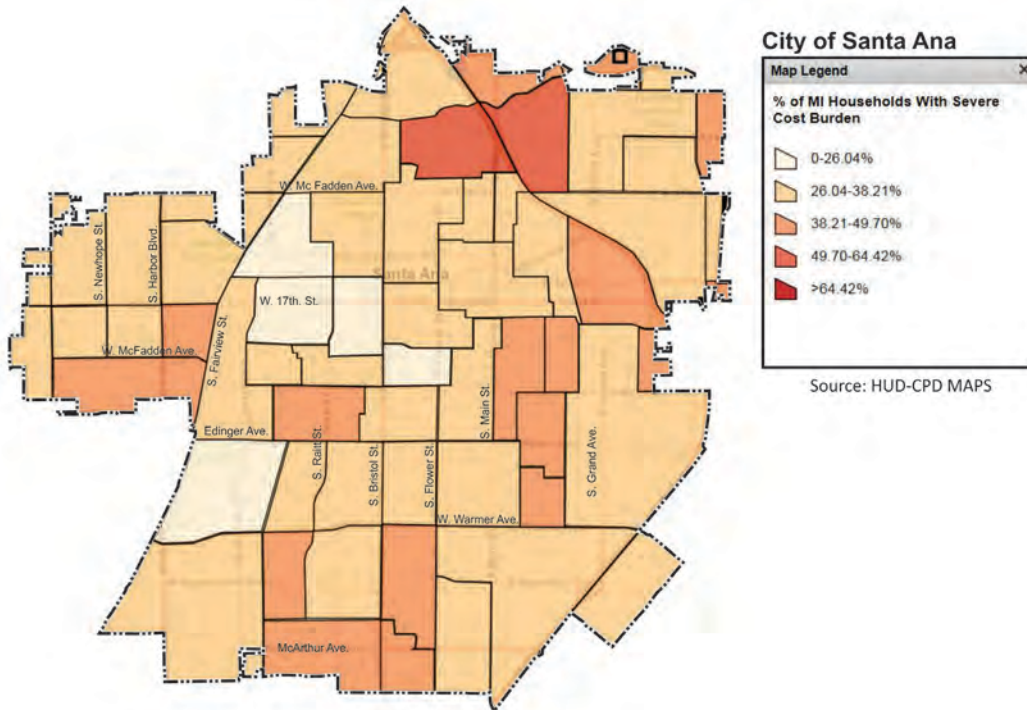


Figure 4 – Share of Moderate-Income HHs with Severe Cost Burden

Data Source: 2011-2015 CHAS Estimates

5. Crowding (More than one person per room)

	Renter					Owner				
	0-30% AMI	>30-50% AMI	>50-80% AMI	>80-100% AMI	Total	0-30% AMI	>30-50% AMI	>50-80% AMI	>80-100% AMI	Total
NUMBER OF HOUSEHOLDS										
Single family households	5,630	3,890	2,675	465	12,660	300	765	1,150	420	2,635
Multiple, unrelated family households	740	1,300	1,175	390	3,605	200	485	1,320	535	2,540
Other, non-family households	15	105	90	14	224	0	10	35	0	45
Total need by income	6,385	5,295	3,940	869	16,489	500	1,260	2,505	955	5,220

Table 11 – Crowding Information – 1/2

Data Source: 2011-2015 CHAS

	Renter				Owner			
	0-30% AMI	>30-50% AMI	>50-80% AMI	Total	0-30% AMI	>30-50% AMI	>50-80% AMI	Total
Households with Children Present	5,620	4,265	3,210	13,095	860	1,285	2,355	4,500

Table 12 – Crowding Information – 2/2

Data Source: 2011-2015 CHAS

Describe the number and type of single person households in need of housing assistance.

According to the 2011-2015 ACS estimates, 13% (9,693) of all households in Santa Ana are occupied by a single person. Of single person households, 43% are owner-occupied units and 57% are rental units.

The median income for single person households is \$29,517. In 2019, the HUD very low-income (50% of median family income) threshold for single person households in Orange County is \$41,550. This HUD figure is more than 40% greater than the median income for single person households in Santa Ana. While the total share of low- or moderate-income single-person households in Santa Ana cannot be extrapolated, given this 40% difference, it is evident that a sizeable majority of single person households within the city are low- or moderate-income households and are more likely to require some form of housing assistance.

Additionally, of the single-person households in Santa Ana, 41% (3,962) are 65 years or older. Elderly households are more likely to require services and assistance, especially those living alone who can less easily rely on other members of the household to assist with key services.

Estimate the number and type of families in need of housing assistance who are disabled or victims of domestic violence, dating violence, sexual assault and stalking.

Domestic Violence

Domestic violence, assault and stalking are not always reported. According to the 2018 National Crime Victimization Survey, only 47% of all domestic violence events were reported to the police. The California Department of Justice Criminal Justice Statistics Center maintains data on the number of domestic violence calls by jurisdiction. In 2018, there were 3,155 domestic violence calls for assistance in Santa Ana. 31% (990) of the calls reported that a weapon was involved in the incident. At a minimum, it can be assumed that each of these calls indicated a need for assistance and thus it can be assumed that at least 3,155 households require assistance. Applying the ratio that 53% of all domestic violence events were not reported to the police, this estimate can be increased to 5,952 households.

According to the Orange County Continuum of Care’s 2019 Point in Time Count, 356 unsheltered individuals (9.59%) had experienced and/ or were fleeing domestic violence. Within shelters, 8.54% of the residents (185 individuals) had experienced and/ or were fleeing domestic violence.

Disability

Within the City of Santa Ana, 8.9% of all residents have at least one disability. Of all residents 65 years old or older, 39% live with a disability. Of those with a disability, 26% live below the federal poverty level.

Comparatively, 22% of residents without a disability live below the federal poverty level. This greater share of disabled individuals living below the poverty level indicates they are more likely in need of assistance in identifying affordable, accessible housing.

What are the most common housing problems?

HUD defines housing problems as a household 1) not having complete kitchen facilities, 2) not having complete bathroom facilities, 3) paying more than 30% of gross income for housing costs, or 4) having more than 1 person/ room (excluding bathrooms and kitchens). Of all households within Santa Ana earning less than 100% AMI, 57% experience at least one housing problem. At this income range, 65% of rental households and 43% of owner households experience at least one housing problem.

Of all households earning up to 80% AMI, 35,037 households (66%) are cost burdened. This share is predominately comprised of renter households (24,483). Of these rental households, more than half (53%) of all small family households (2-4 persons) are cost burdened. Further, 45% of all large rental families (5+ persons) at this income range are cost burdened.

A smaller overall share (38% or 19,885 households) earning less than 80% AMI experience overcrowding. However, of those experiencing overcrowding, 79% are rental households.

Just over 1% of all households earning less than 100% AMI experience substandard kitchen or bathroom facilities.

Are any populations/household types more affected than others by these problems?

As indicated above, rental households are much more likely to experience housing problems than owner households.

Of all households in Santa Ana, 71% earn less than 80% AMI. When analyzing this share by household type, 70% of small family households, 74% of large family households, 67% of households with one member aged 62 or older, and 84% of households with a child 6 years or younger earned less than 80% AMI.

Describe the characteristics and needs of Low-income individuals and families with children (especially extremely low-income) who are currently housed but are at imminent risk of either residing in shelters or becoming unsheltered 91.205(c)/91.305(c)). Also discuss the needs of formerly homeless families and individuals who are receiving rapid re-housing assistance and are nearing the termination of that assistance

The most prevalent indicator of risk for low-income individuals and households with children are severe cost burden (paying more than 50% of income for housing) and severe overcrowding (more than 1.5 persons/ room).

The ACS and CHAS data do not aggregate housing problem data to allow a calculation of households that experience either or both severe cost burden and severe crowding. However, we are able to calculate

from Table 7 above that there are at least 16,920 unique households living below 50% AMI who experience either severe housing cost burden or severe overcrowding. Of these households, 6,435 experience severe overcrowding and 10,485 experience severe cost burden.

In Santa Ana, 12,443 renter households and 4,385 owner households below 50% AMI are severely cost burdened. Of these severely cost burdened households, 12,520 are small or large family households who may have children present.

While not as many, there are 6,600 households below 50% AMI that are severely overcrowded. This consists 5,045 households that are family households. The vast majority of these family households are renters (4,710) compared to owners (335).

Individuals and families whose rental assistance has or will be terminating soon are at risk of not being able to find affordable, size-appropriate housing units. As noted in the market analysis, the cost of housing has increased significantly over the past 5 years and the supply of units affordable to families at or below 50% AMI does not match the demand.

If a jurisdiction provides estimates of the at-risk population(s), it should also include a description of the operational definition of the at-risk group and the methodology used to generate the estimates:

Santa Ana does not maintain unique definitions or estimates of at-risk populations. The City uses the estimates and definitions that HUD provides for cost burden and overcrowding to identify at-risk populations and subpopulations within the community.

Specify particular housing characteristics that have been linked with instability and an increased risk of homelessness

The greatest housing characteristic that is linked with instability and an increased risk of homelessness is housing cost burden/ cost of housing and share of overcrowding.

NA-15 Disproportionately Greater Need: Housing Problems – 91.205 (b)(2)

Introduction

Sections NA-15, NA-20, and NA-25 of the Needs Assessment assesses the need of any racial or ethnic group that has disproportionately greater need in comparison to the needs of that category of need as a whole. A disproportionately greater need exists when a certain race/ethnicity experiences a housing problem at a greater rate (10 percentage points or more) than the income level as a whole. For example, when evaluating 0-30% AMI households, if 50% of the households experience a housing problem, but 60% or more of a particular race/ethnicity experiences a housing problem, that racial or ethnic group has a disproportionately greater need. Housing problems include:

1. Lacks complete kitchen facilities: Household lacks a sink with piped water, a range or stove, or a refrigerator.
2. Lacks complete plumbing facilities: Household lacks hot and cold piped water, a flush toilet and a bathtub or shower.
3. Overcrowding: A household is considered to be overcrowded if there are more than 1 person per room.
4. Cost burden: A household is considered cost burdened if the household pays more than 30 percent of its total gross income for housing costs. For renters, housing costs include rent paid by the tenant plus utilities. For owners, housing costs include mortgage payment, taxes, insurance, and utilities.

According to the 2011-2015 ACS five-year estimates, only 0.1% of the population in Santa Ana is American Indian/Alaska Native and 0.2% of the population is Pacific Islander. Given the low share of these populations, the estimates from the ACS and CHAS datasets for specific income levels present data with relatively large margins of error. As such, these populations are included in the analysis, but should be evaluated recognizing the larger margin of errors.

0%-30% of Area Median Income

Housing Problems	Has one or more of four housing problems	Has none of the four housing problems	Household has no/negative income, but none of the other housing problems
Jurisdiction as a whole	15,475	1,950	465
White	1,185	230	85
Black / African American	95	15	0
Asian	1,790	685	115
American Indian, Alaska Native	10	0	0
Pacific Islander	40	0	15
Hispanic	12,260	970	250

Table 13 - Disproportionally Greater Need 0 - 30% AMI

Data Source: 2011-2015 CHAS

*The four housing problems are:

1. Lacks complete kitchen facilities,
2. Lacks complete plumbing facilities,
3. More than one person per room,
4. Cost Burden greater than 30%

30%-50% of Area Median Income

Housing Problems	Has one or more of four housing problems	Has none of the four housing problems	Household has no/negative income, but none of the other housing problems
Jurisdiction as a whole	13,900	2,580	0
White	1,185	670	0
Black / African American	185	19	0
Asian	1,365	350	0
American Indian, Alaska Native	4	39	0
Pacific Islander	40	0	0
Hispanic	11,055	1,465	0

Table 14 - Disproportionally Greater Need 30 - 50% AMI

Data Source: 2011-2015 CHAS

*The four housing problems are:

1. Lacks complete kitchen facilities,
2. Lacks complete plumbing facilities,
3. More than one person per room,
4. Cost Burden greater than 30%

50%-80% of Area Median Income

Housing Problems	Has one or more of four housing problems	Has none of the four housing problems	Household has no/negative income, but none of the other housing problems
Jurisdiction as a whole	12,685	5,710	0
White	1,520	1,275	0
Black / African American	125	155	0
Asian	1,235	745	0
American Indian, Alaska Native	44	4	0
Pacific Islander	8	25	0
Hispanic	9,620	3,485	0

Table 15 - Disproportionally Greater Need 50 - 80% AMI

Data Source: 2011-2015 CHAS

*The four housing problems are:

1. Lacks complete kitchen facilities,
2. Lacks complete plumbing facilities,
3. More than one person per room,
4. Cost Burden greater than 30%

80%-100% of Area Median Income

Housing Problems	Has one or more of four housing problems	Has none of the four housing problems	Household has no/negative income, but none of the other housing problems
Jurisdiction as a whole	3,130	3,945	0
White	475	955	0
Black / African American	65	120	0
Asian	285	625	0
American Indian, Alaska Native	0	10	0
Pacific Islander	10	0	0
Hispanic	2,265	2,190	0

Table 16 - Disproportionally Greater Need 80 - 100% AMI

Data Source: 2011-2015 CHAS

*The four housing problems are:

1. Lacks complete kitchen facilities,
2. Lacks complete plumbing facilities,
3. More than one person per room,
4. Cost Burden greater than 30%

Discussion

0-30% AMI

86.5% of all households at the 0-30% AMI range experience at least one housing problem. All American Indian/Alaska Native households (10) at this income level experience a housing problem – resulting in a disproportionately greater need.

30-50% AMI

84.3% of all households at the 30-50% AMI range experience at least one housing problem. All Pacific Islander households (40) at this income level experience a housing problem – resulting in a disproportionately greater need.

50-80% AMI

69.0% of all households at the 50-80% AMI range experience at least one housing problem. 91.7% of American Indian/Alaska Native households (44) at this income level experience a housing problem – resulting in a disproportionately greater need.

80-100% AMI

44.2% of all households at the 80-100% AMI range experience at least one housing problem. All Pacific Islander households (10) at this income level experience a housing problem – resulting in a disproportionately greater need.

NA-20 Disproportionately Greater Need: Severe Housing Problems – 91.205 (b)(2)

Introduction

A disproportionately greater need exists when a certain race/ethnicity experiences a housing problem at a greater rate (10 percentage points or more) than the income level as a whole. For example, when evaluating 0-30% AMI households, if 50% of the households experience a housing problem, but 60% or more of a particular race/ethnicity experiences a housing problem, that racial or ethnic group has a disproportionately greater need. Severe housing problems include:

1. Lacks complete kitchen facilities: Household lacks a sink with piped water, a range or stove, or a refrigerator.
2. Lacks complete plumbing facilities: Household lacks hot and cold piped water, a flush toilet and a bathtub or shower.
3. Severe overcrowding: A household is considered to be severely overcrowded if there are more than 1.5 people per room.
4. Severe cost burden: A household is considered severely cost burdened if the household pays more than 50 percent of its total gross income for housing costs. For renters, housing costs include rent paid by the tenant plus utilities. For owners, housing costs include mortgage payment, taxes, insurance, and utilities.

According to the 2011-2015 ACS five-year estimates, only 0.1% of the population in Santa Ana is American Indian/Alaska Native and 0.2% of the population is Pacific Islander. Given the low share of these populations, the estimates from the ACS and CHAS datasets for specific income levels present data with relatively large margins of error. As such, these populations are included in the analysis, but should be evaluated recognizing the larger margin of errors.

0%-30% of Area Median Income

Severe Housing Problems*	Has one or more of four housing problems	Has none of the four housing problems	Household has no/negative income, but none of the other housing problems
Jurisdiction as a whole	14,240	3,185	465
White	1,125	290	85
Black / African American	70	44	0
Asian	1,350	1,120	115
American Indian, Alaska Native	4	4	0
Pacific Islander	40	0	15
Hispanic	11,570	1,665	250

Table 17 – Severe Housing Problems 0 - 30% AMI

Data Source: 2011-2015 CHAS

*The four severe housing problems are:

1. Lacks complete kitchen facilities, 2. Lacks complete plumbing facilities, 3. More than 1.5 persons per room, 4. Cost Burden over 50%

30%-50% of Area Median Income

Severe Housing Problems*	Has one or more of four housing problems	Has none of the four housing problems	Household has no/negative income, but none of the other housing problems
Jurisdiction as a whole	9,960	6,515	0
White	780	1,075	0
Black / African American	140	65	0
Asian	855	865	0
American Indian, Alaska Native	4	39	0
Pacific Islander	40	0	0
Hispanic	8,125	4,395	0

Table 18 – Severe Housing Problems 30 - 50% AMI

Data Source: 2011-2015 CHAS

*The four severe housing problems are:

1. Lacks complete kitchen facilities, 2. Lacks complete plumbing facilities, 3. More than 1.5 persons per room, 4. Cost Burden over 50%

50%-80% of Area Median Income

Severe Housing Problems*	Has one or more of four housing problems	Has none of the four housing problems	Household has no/negative income, but none of the other housing problems
Jurisdiction as a whole	7,695	10,705	0
White	465	2,330	0
Black / African American	75	210	0
Asian	570	1,410	0
American Indian, Alaska Native	0	50	0
Pacific Islander	4	35	0
Hispanic	6,535	6,570	0

Table 19 – Severe Housing Problems 50 - 80% AMI

Data Source: 2011-2015 CHAS

*The four severe housing problems are:

1. Lacks complete kitchen facilities, 2. Lacks complete plumbing facilities, 3. More than 1.5 persons per room, 4. Cost Burden over 50%

80%-100% of Area Median Income

Severe Housing Problems*	Has one or more of four housing problems	Has none of the four housing problems	Household has no/negative income, but none of the other housing problems
Jurisdiction as a whole	2,050	5,025	0
White	115	1,310	0
Black / African American	0	185	0
Asian	185	725	0
American Indian, Alaska Native	0	10	0
Pacific Islander	0	10	0
Hispanic	1,735	2,715	0

Table 20 – Severe Housing Problems 80 - 100% AMI

Data Source: 2011-2015 CHAS

*The four severe housing problems are:

1. Lacks complete kitchen facilities, 2. Lacks complete plumbing facilities, 3. More than 1.5 persons per room, 4. Cost Burden over 50%

Discussion

0-30% AMI

79.6% of all households at the 0-30% AMI range experience at least one severe housing problem. No race/ethnicity experiences a disproportionately greater need.

30-50% AMI

60.5% of all households at the 30-50% AMI range experience at least one severe housing problem. All Pacific Islander households (40) at this income level experience a housing problem – resulting in a disproportionately greater need.

50-80% AMI

41.8% of all households at the 50-80% AMI range experience at least one severe housing problem. No race/ethnicity experiences a disproportionately greater need.

80-100% AMI

29% of all households at the 80-100% AMI range experience at least one severe housing problem. 39% of Hispanic/Latino households experience at least one severe housing problem, resulting in a disproportionately greater need.

NA-25 Disproportionately Greater Need: Housing Cost Burdens – 91.205 (b)(2)

Introduction:

A disproportionately greater need exists when a certain race/ethnicity are cost burdened at a greater rate (10 percentage points or more) than the population as a whole. For example, if 50% of the households are cost burdened, but 60% or more of a particular race/ethnicity are cost burdened, that racial or ethnic group has a disproportionately greater level of cost burden. Cost burden is defined as:

1. Cost burden: A household is considered cost burdened if the household pays more than 30 percent of its total gross income for housing costs. For renters, housing costs include rent paid by the tenant plus utilities. For owners, housing costs include mortgage payment, taxes, insurance, and utilities.
2. Severe cost burden: A household is considered severely cost burdened if the household pays more than 50 percent of its total gross income for housing costs. For renters, housing costs include rent paid by the tenant plus utilities. For owners, housing costs include mortgage payment, taxes, insurance, and utilities.

According to the 2011-2015 ACS five-year estimates, only 0.1% of the population in Santa Ana is American Indian/Alaska Native and 0.2% of the population is Pacific Islander. Given the low share of these populations, the estimates from the ACS and CHAS datasets for specific income levels present data with relatively large margins of error. As such, these populations are included in the analysis, but should be evaluated recognizing the larger margin of errors.

Housing Cost Burden

Housing Cost Burden	<=30%	30-50%	>50%	No / negative income (not computed)
Jurisdiction as a whole	36,470	19,560	18,190	530
White	7,565	2,515	2,220	100
Black / African American	620	260	250	0
Asian	5,070	2,275	2,140	115
American Indian, Alaska Native	100	49	4	0
Pacific Islander	50	45	50	15
Hispanic	22,735	14,225	13,425	300

Table 21 – Greater Need: Housing Cost Burdens AMI

Data Source: 2011-2015 CHAS

Cost Burdened

26.4% (19,560) of all households in Santa Ana are cost burdened. No race/ethnicity are disproportionately cost burdened.

Severely Cost Burdened

24.5% (18,190) of all households in Santa Ana are severely cost burdened. 34% (50) of Pacific Islander households are severely cost burdened, resulting in a disproportionately greater share.

NA-30 Disproportionately Greater Need: Discussion – 91.205(b)(2)

Are there any income categories in which a racial or ethnic group has disproportionately greater need than the needs of that income category as a whole?

As documented in the previous screens, the following groups have disproportionately greater needs:

Housing Problems

0-30% AMI

- American Indian/ Alaskan Native

30-50% AMI

- Pacific Islander

50-80% AMI

- American Indian/Alaskan Native

80-100% AMI

- Pacific Islander

Severe Housing Problems

0-30% AMI

- none

30-50% AMI

- Pacific Islander

50-80% AMI

none

80-100% AMI

- Hispanic/Latino

Housing Cost Burden

Cost Burdened

- none

Severely Cost Burdened

- Pacific Islander

As noted in the introduction, according to the 2011-2015 ACS five-year estimates, only 0.1% of the population in Santa Ana is American Indian/Alaska Native and 0.2% of the population is Pacific Islander. Given the low share of these populations, the estimates from the ACS and CHAS datasets for specific income levels present data with relatively large margins of error. As such, these populations are included in the analysis, but should be evaluated recognizing the larger margin of error.

If they have needs not identified above, what are those needs?

The greatest need of those experiencing disproportionately greater needs is access to affordable housing. This need aligns with the needs of all low- and moderate-income households within Santa Ana.

Are any of those racial or ethnic groups located in specific areas or neighborhoods in your community?

Within the City of Santa Ana, Hispanic/ Latino residents comprise the majority in nearly all Census tracts in the City (as estimated by the 2011-2015 ACS). As indicated in the map below, the greatest share of Hispanic/ Latino residents is in the central area of the City, bound by Warner Ave to the south and McFadden Ave to the north. In looking at areas with the lowest median household income, where households are more likely to experience housing problems, these areas are primarily concentrated in the east-central Census tracts in the City. The maps below indicate racial/ ethnic concentration of the three largest race/ethnic populations (Asian, White, and Hispanic) throughout the City.

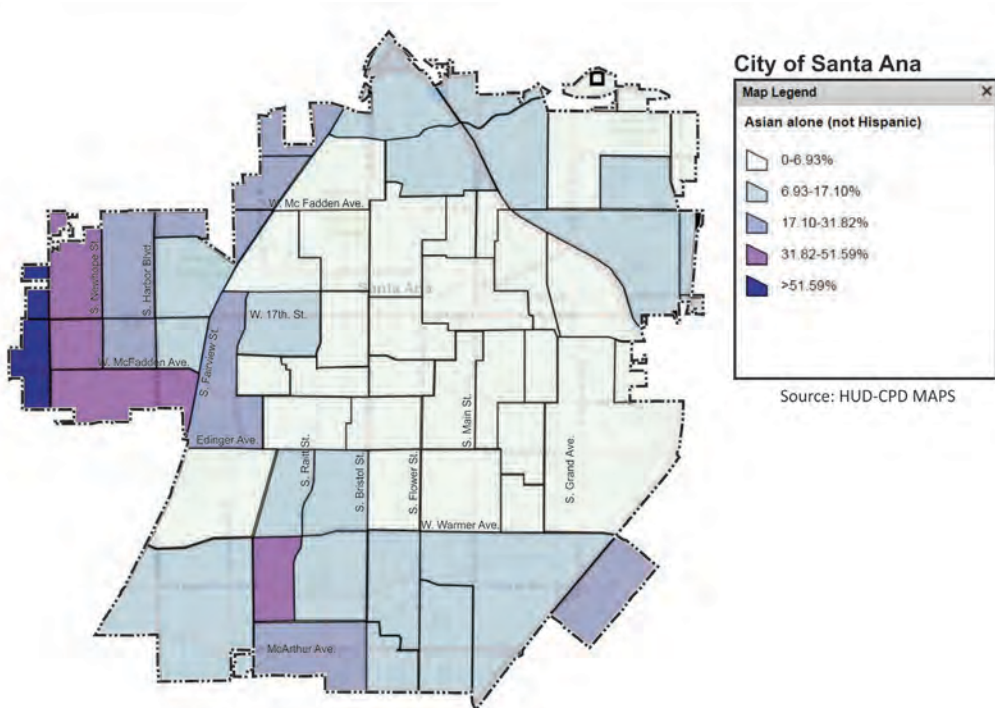


Figure 5 – Share of Asian Population in Santa Ana

Data Source: 2011-2015 ACS Estimates

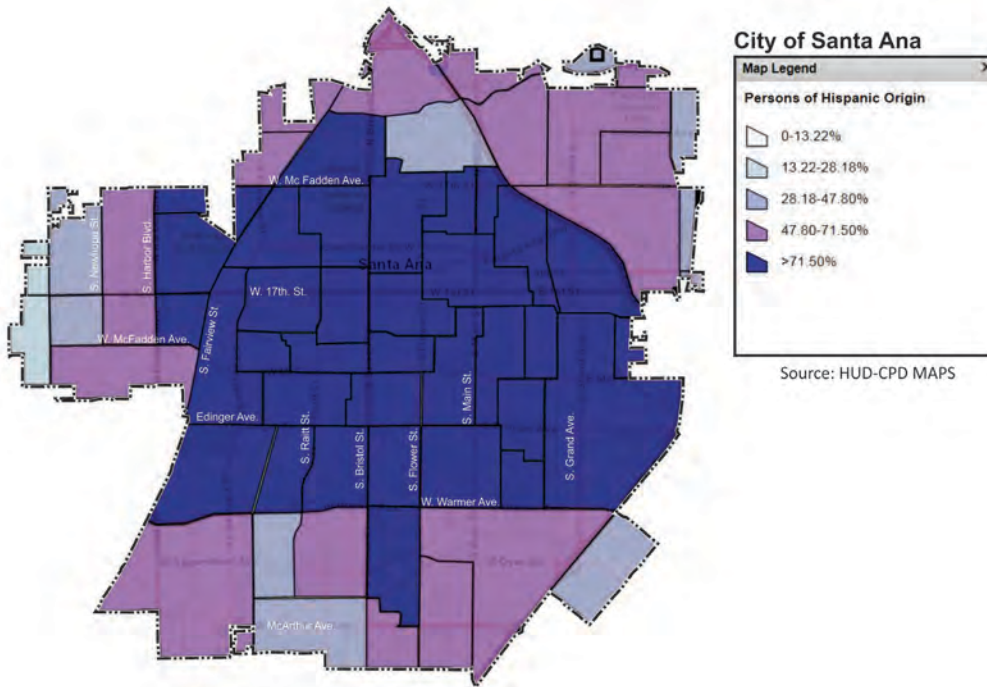


Figure 6 – Share of Hispanic/ Latino Population in Santa Ana

Data Source: 2011-2015 ACS Estimates

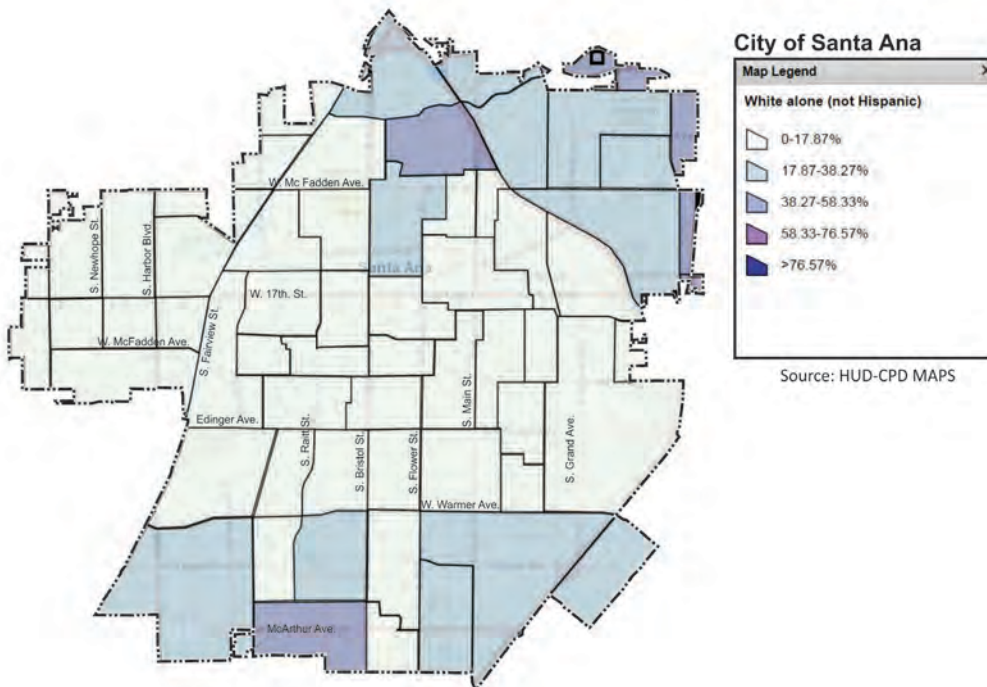


Figure 7 – Share of White Population in Santa Ana

Data Source: 2011-2015 ACS Estimates

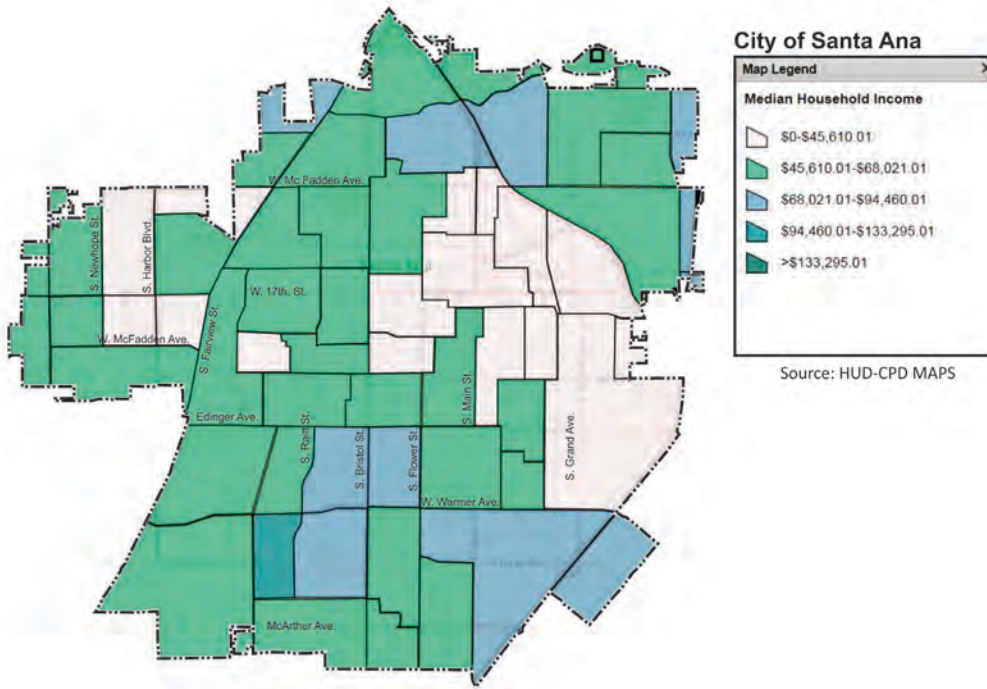


Figure 8 – Median Household Income

Data Source: 2011-2015 ACS Estimates

NA-35 Public Housing – 91.205(b)

Introduction

There are four Public Housing Authorities operating in Orange County California. Santa Ana is predominately served by the Housing Authority of the City of Santa Ana (SAHA). The SAHA does not own or operate public housing, providing only Housing Choice Vouchers, i.e., Section 8 rental assistance.

Totals in Use

	Program Type								
	Certificate	Mod-Rehab	Public Housing	Vouchers			Special Purpose Voucher		
				Total	Project - based	Tenant - based	Veterans Affairs Supportive Housing	Family Unification Program	Disabled *
# of units vouchers in use	0	0	0	1,793	0	1,713	2	0	78

*includes Non-Elderly Disabled, Mainstream One-Year, Mainstream Five-year, and Nursing Home Transition

Table 22 - Public Housing by Program Type

Data Source: PIC (PIH Information Center)

Characteristics of Residents

	Program Type								
	Certificate	Mod-Rehab	Public Housing	Vouchers			Special Purpose Voucher		
				Total	Project - based	Tenant - based	Veterans Affairs Supportive Housing	Family Unification Program	
Average Annual Income	0	0	0	17,541	0	17,644	13,767	0	0
Average length of stay	0	0	0	7	0	8	0	0	0
Average Household size	0	0	0	2	0	2	4	0	0
# Homeless at admission	0	0	0	0	0	0	0	0	0

# of Elderly Program Participants (>62)	0	0	0	773	0	768	1	0
# of Disabled Families	0	0	0	314	0	241	0	0
# of Families requesting accessibility features	0	0	0	1,793	0	1,713	2	0
# of HIV/AIDS program participants	0	0	0	0	0	0	0	0
# of DV victims	0	0	0	0	0	0	0	0

Table 23 – Characteristics of Public Housing Residents by Program Type

Data Source: PIC (PIH Information Center)

Race of Residents

Race	Program Type								
	Certificate	Mod-Rehab	Public Housing	Vouchers			Special Purpose Voucher		
				Total	Project - based	Tenant - based	Veterans Affairs Supportive Housing	Family Unification Program	Disabled *
White	0	0	0	792	0	747	0	0	45
Black/African American	0	0	0	60	0	52	2	0	6
Asian	0	0	0	919	0	895	0	0	24
American Indian/Alaska Native	0	0	0	18	0	15	0	0	3
Pacific Islander	0	0	0	4	0	4	0	0	0
Other	0	0	0	0	0	0	0	0	0

*includes Non-Elderly Disabled, Mainstream One-Year, Mainstream Five-year, and Nursing Home Transition

Table 23 – Race of Public Housing Residents by Program Type

Data Source: PIC (PIH Information Center)

Ethnicity of Residents

Ethnicity	Certificate	Mod-Rehab	Public Housing	Program Type					
				Vouchers			Special Purpose Voucher		
				Total	Project - based	Tenant - based	Veterans Affairs Supportive Housing	Family Unification Program	Disabled *
Hispanic	0	0	0	625	0	602	0	0	23
Not Hispanic	0	0	0	1,168	0	1,111	2	0	55

***includes Non-Elderly Disabled, Mainstream One-Year, Mainstream Five-year, and Nursing Home Transition**

Table 245 – Ethnicity of Public Housing Residents by Program Type

Data Source: PIC (PIH Information Center)

Section 504 Needs Assessment: Describe the needs of public housing tenants and applicants on the waiting list for accessible units:

Section 504 of the Rehabilitation Act of 1973 prohibits discrimination on the basis of disability in any program or activity that is conducted by federal agencies or that receives financial assistance from a federal agency. A housing provider may not deny or refuse to sell or rent to a person with a disability and may not impose application or qualification criteria, rental fees or sales prices and rental or sales terms or conditions that are different than those required of or provided to persons who are not disabled. Further, housing providers may not require persons with disabilities to live only on certain floors, or to all live in one section of the housing. Housing providers may not refuse to make repairs, and may not limit or deny someone with a disability access to recreational and other public and common use facilities, parking privileges, cleaning or janitorial services or any services which are made available to other residents.

The City of Santa Ana does not have public housing. However, table 23 shows that there is a significant demand for accessible units in the City of Santa Ana with 1,793 disabled families requesting accessibility features.

Most immediate needs of residents of Public Housing and Housing Choice voucher holders

The most immediate housing needs of Public Housing and Housing Choice Voucher Holders with respect to accessibility issues appears to be for additional accessible units. The increasing number of elderly and younger disabled persons creates additional need for accessible units.

In broader terms, these households often need jobs or improved job skills as well as support services, such as access to day care, health care, and transportation to improve their employment situation and prospects.

How do these needs compare to the housing needs of the population at large

These needs are similar to those faced by most low-income households in the City. However, these needs are often exacerbated by having fewer resources and lower income levels than the population at large.

Discussion

The SAHA does not own or operate public housing, providing only Housing Choice Vouchers, i.e., Section 8 rental assistance.

NA-40 Homeless Needs Assessment – 91.205(c)

Introduction:

There are four federally defined categories under which individuals and families may qualify as homeless: 1) literally homeless; 2) imminent risk of homelessness; 3) homeless under other Federal statutes; and 4) fleeing/attempting to flee domestic violence.

According to the 2019 Annual Homeless Assessment Report (AHAR) to Congress, over one quarter of the nation’s homeless population is in California and nearly half of all the nation’s homeless individuals are in three states: California (27 percent), New York (16 percent), and Florida (five percent). California and New York have the highest rate of homelessness among all individuals, at 38 and 46 people per 10,000 individuals.

Orange County has a population of nearly 3.2 million residents and a geographic area of 791 square miles (land only). As of 2015, Orange County was the second densest county in the State of California with a density of more than 3,900 residents/ square mile. Within Orange County, homelessness is addressed as a regionally through the Orange County Continuum of Care (CoC) and is led by the Orange County Health Agency.

Every two years, the Orange County CoC conducts a Point in Time count, to create a census of unsheltered and sheltered individuals experiencing homelessness. From 2017 to 2019, the number of homeless residents in Orange County rose from 4,792 to 6,860 individuals. The share of sheltered individuals in Orange County rose by nearly 700 individuals and the share of unsheltered individuals rose by over 1,300 individuals.

The majority of the Point in Time data is collected at the County level and is presented as such in the tables below. Limited data is collected at the jurisdiction level and is presented in the table below:

Santa Ana Specific Data (2019 Point in Time Count):

Population Type	Unsheltered	Sheltered	Total
Persons in Families	35	71	106
Individuals	795	868	1,663
Transitional Age Youth (18-24 years old)	33	33	66
Seniors	69	138	207
Veterans	40	43	83
TOTAL	830	939	1,769

Table – 26 – Santa Ana Homeless Population Profile

Data Source: Orange County CoC 2019 Point in Time Count

Population	Estimate the # of persons experiencing homelessness on a given night		Estimate the # experiencing homelessness each year	Estimate the # becoming homeless each year	Estimate the # exiting homeless each year	Estimate the # of days persons experience homelessness
	Sheltered	Unsheltered				
Persons in households with adult(s) and child(ren)	1,154	396	10,211	5,342	2,026	93
Persons in households with only children	11	3				
Persons in households with only adults	1,734	3,562				
Chronically homeless individuals	559	1,932				

Chronically homeless families	20	33				
Veterans	99	212				
Unaccompanied Child	11	3				
Persons with HIV/AIDS	39	67				

Table – 27 – Orange County Homeless Profile

Data Source: Orange County 2019 Point in Time Count and 2018 System Performance Metrics

Data Notes: 2019 Point in Time Count and 2018 System Performance Metrics; Data related to total experiencing, entering, exiting and duration only available at total population metric. Total experiencing homelessness is combination of 2019 PIT and 2018 System Performance Metrics

If data is not available for the categories "number of persons becoming and exiting homelessness each year," and "number of days that persons experience homelessness," describe these categories for each homeless population type (including chronically homeless individuals and families, families with children, veterans and their families, and unaccompanied youth):

The Countywide data for those becoming and exiting homeless is included in the table above. In consulting with service providers operating in Santa Ana and Orange County, they provided more context for these population types:

Adult Individuals and Adult Only Households: A growing segment of individual adults is an increasing share of elderly adults and adult households who are becoming homeless. Adult only households are most likely to be chronically homeless and are most likely to be unsheltered and have a higher duration of days of experiencing homelessness.

Families: Family households are much more likely to be sheltered than adult individuals and households and are more apt to seek and receive assistance and support in identifying permanent housing solutions – thus creating a shorter period of time in which they are homeless.

Unaccompanied Youth: Service providers estimate that the number of unaccompanied homeless youth is actually much higher than what is presented in the counts due to the number of such individuals who are couch surfing, living doubled up, or some other unstable living arrangement. As such, the number becoming homeless in any given year is likely increasing and they are spending an above average number of days experiencing homelessness.

Chronically Homeless: Chronically homeless individuals continue to be a more challenging population to assist and provide services and support in identifying potential housing solutions. Through the deployment of Santa Ana's Quality of Life teams, the City has had more success in engaging these populations and supporting them to identify suitable long-term housing.

Nature and Extent of Homelessness: (Optional)

Race:	Sheltered:	Unsheltered (optional)
White	2,103	2,880
Black/African American	435	333
Asian	95	123
American Indian or Alaska Native	112	74
Pacific Islander	35	66
Ethnicity:	Sheltered:	Unsheltered (optional)
Hispanic/Latino	1,126	1,354
Non-Hispanic/Non-Latino	1,773	2,607

Table – 28 – Race/Ethnicity – Orange County Homeless Population

Data Source: Orange County CoC 2019 Point in Time Count

Estimate the number and type of families in need of housing assistance for families with children and the families of veterans.

Within Santa Ana, 106 individuals who were members of homeless families were counted in the 2019 Point in Time count. Of these individuals, 35 were unsheltered and 71 were residing in a shelter at the time of the Point in Time count. Throughout the County, the greatest share of households with children experiencing homelessness were households with children between the ages 6-12. Of the 244 unsheltered children, 163 were school aged children. Of these 163 school aged children, 97% were enrolled in school.

The majority of households with children experiencing homelessness were single mother households (76% of all sheltered families were single mother households and 52% of all unsheltered families were single mother households).

Describe the Nature and Extent of Homelessness by Racial and Ethnic Group.

In considering race/ ethnicity data of individuals who were assisted at the Link shelter, 518 unduplicated individuals were served in 2019. The nature of those served by race/ethnicity is summarized below:

Race	Count of Race	Percent
American Indian or Alaskan Native	35	7%
Asian	7	1%
Black or African American	66	13%
Multiple races	20	4%
Native Hawaiian or Other Pacific Islander	9	2%
White	381	74%
Total	518	

Table – 29 – Santa Ana Homeless Race

Data Source: Link Homeless Shelter Data (2019)

Ethnicity	Count of Ethnicity	Percent
Hispanic/Latino	281	54%
Non-Hispanic/Non-Latino	237	46%
Total	518	

Table – 30 – Santa Ana Homeless Ethnicity

Data Source: Link Homeless Shelter Data (2019)

Compared to the population as a whole, the share of African-American homeless households and non-Hispanic/Latino households exceeds the shares for Santa Ana’s population as a whole.

Describe the Nature and Extent of Unsheltered and Sheltered Homelessness.

Of the 3,714 adults who are unsheltered, 52% meet the definition of chronic homelessness.* Additionally, nearly 33% of those unsheltered adults face substance use issues. 31% experience physical disabilities and 26% have mental health issues. Nearly 10% have experienced domestic violence.

Of the 2,166 adults who are sheltered, 26% meet the definition of chronic homelessness. 27% of these adults face substance use issues. Of sheltered adults, 15% have a physical disability and 31% have mental health issues. 8.5% of the sheltered adults have experienced domestic violence.

*A person with a disabling condition who has been living in a place not meant for human habitation continuously for one year or on at least four occasions (totaling at least 12 months) over the past three years.

NA-45 Non-Homeless Special Needs Assessment - 91.205 (b,d)

Introduction:

Non-homeless special needs populations require a variety of support services in order to remain stable and out of the homeless systems/cycle. Through 2-1-1 and other service providers working in Santa Ana and across Orange County, the City of Santa Ana refers special needs populations to multiple providers to seek targeted assistance. Special Needs populations are served by many organizations.

Describe the characteristics of special needs populations in your community:

Disabled

When comparing the share of Santa Ana residents with disabilities to Orange County, La Habra has a slightly higher disability rate of 8.9% to 8.3% in Orange County. In looking at disability type within the City, the most prevalent disability is individuals living with ambulatory disabilities. Ambulatory disability is defined by the US Census as someone having difficulty walking or ascending/descending stairs. The second most common disability is independent living difficulty. These individuals have difficulty doing activities and errands alone due to a physical, mental or emotional problem.

Disability Type (total population)	Santa Ana, CA	Orange County, CA
Hearing	1.9%	2.4%
Vision	3.5%	1.7%
Cognitive	2.9%	3.2%
Ambulatory	3.7%	4.4%
Self-Care	1.8%	2%
Independent Living Difficulty	3.6%	4.2%

Table – 31 – Disability Type

Data Source: ACS 2011 – 2015 Estimates

Those living with a disability are more likely to live below the federal poverty level. Of those with a disability in Santa Ana, 26% live below the federal poverty level and 30% living between 100 – 200% of the poverty level. For comparison, only 22% of non-disabled residents live below the poverty level in Santa Ana.

Poverty Status	Santa Ana, CA		Orange County, CA	
	With Disability	Without Disability	With Disability	Without Disability
<100% Poverty Level	26%	22%	18%	12%
100 - 149% of Poverty Level	15%	17%	12%	8%
150 - 199% Poverty Level	15%	15%	10%	8%

Table – 32 – Disability Type and Poverty

Data Source: ACS 2011 – 2015 Estimates

Elderly

Older community members require special consideration as they are more likely to live on a fixed income and have a greater need for accessible housing, health care, and transportation. Santa Ana, compared to Orange County, is a relatively younger city. According to the 2011-2015 ACS estimates, within Santa Ana, 7.7% of the population is 65 or older compared to 12.8% in Orange County. However, when comparing to the 2006-2010 ACS estimates, the share of population 65+ in Orange County increased by 20% (from 6.4% of residents). Of residents 65 years or older, 33% live with a disability, the most common of which are self-care and independent living difficulties.

Limited English Proficiency

According to the 2011-2015 ACS estimates, 21% (15,857) households in Santa Ana are limited English speaking households. This is more than double the rate of limited English-speaking households in Orange County (9%). According to the Consolidated Plan stakeholder survey conducted by the City, stakeholders rated limited English-speaking households as one of the subpopulations whose demand for services has most increased.

Within Santa Ana, 13% of native-born households have limited English proficiency and 73% of all foreign-born households have limited English proficiency. The median household income of foreign-born households is \$49,260 while the median household income for native born households is \$61,551. While the median household income is lower for foreign born households, the median household size is nearly two persons larger for foreign born households compared to native born households (5.02 persons/ household versus 3.09 persons/ household). HUD's very-low income limit for 5-person households is \$59,350, which is more than \$10,000 over the median household income for foreign born households. Thus, we can assume that the majority of foreign-born households (73% of whom have limited English proficiency) live below 50% of AMI and likely have a much greater need for housing and social service assistance.

What are the housing and supportive service needs of these populations and how are these needs determined?

Special needs populations in Santa Ana are more likely to be extremely low- or low-income households and thus have a greater need for affordable housing. Further, through input from residents and community stakeholders, special needs populations have a greater need for public services, access to public facilities, affordable housing and access to fair housing. Specific needs include access to housing, transportation, job training programs, childcare, access to basic services, and other needs as identified by community-based service providers.

Discuss the size and characteristics of the population with HIV/AIDS and their families within the Eligible Metropolitan Statistical Area:

The Orange County Health Care Agency gathers and analyzes data related to the prevalence of HIV/AIDS within county. According to the agency's 2018 HIV/AIDS Surveillance Report, 6,369 persons were known

to be living with HIV/AIDS in Orange County. Using the Center for Disease Control's (CDC) assumed rate that the diagnosis rate is 87.7% (that is 12.3% of the population is living with HIV/AIDS, but has not yet been diagnosed), the total estimate of persons living with HIV/AIDS in Orange County is 7,262. In 2018, 280 cases were diagnosed in Orange County, a decline of 20 diagnosed cases from 2017. Since 2009, the transmission rate has decreased by 46% from a rate of 8.2 to that of 4.4 in 2018.

Of those known to be living with HIV/AIDS in Orange County, 86.7% are men, 11.8% are women and 1.5% are transgender male to female. 48% of those diagnosed identify as Hispanic/Latino, 36% identify as White, 8% identify as Asian and 6% identify as Black/ African American.

According to the CoC's 2019 Point in Time Count, 67 unsheltered and 39 sheltered individuals are diagnosed with HIV/AIDS.

NA-50 Non-Housing Community Development Needs – 91.215 (f)

Describe the jurisdiction’s need for Public Facilities:

Within Santa Ana, there are a number of public facility needs. According to a survey of residents and stakeholders, the five highest rated public facility needs were:

1. Homeless Emergency Shelters
2. Parks
3. Community Facilities (e.g. neighborhood or senior centers)
4. Emergency Service Facilities (e.g. fire or other emergency facilities)
5. Youth Centers

Through community and stakeholder meetings, participants stressed the importance of new and/ or rehabilitated facilities to serve neighborhoods and/ or target populations (e.g. homeless shelters, youth centers, and senior centers).

How were these needs determined?

The needs identified for public facilities in the City were determined through community and stakeholder meetings, resident and stakeholder responses from the Consolidated Plan Survey, and interviews with stakeholders in the community. Within the Consolidated Plan, priority is given to facilities that primarily benefit low- income beneficiaries, particularly those with critically needed renovation or demonstrated need for expansion to accommodate the needs of low-income residents.

Describe the jurisdiction’s need for Public Improvements:

Within Santa Ana, there are a number of public improvement needs. According to a survey of residents and stakeholders, the five highest rated public improvement needs are:

1. Park improvements
2. Broadband/High speed internet access
3. Flood drainage improvements
4. Street/Alley improvements
5. Demolition/Clearance of blighted properties/structures

How were these needs determined?

The needs identified for public improvements in the City were determined through community and stakeholder meetings, resident and stakeholder responses from the Consolidated Plan Survey, and interviews with stakeholders in the community. Within the Consolidated Plan, priority is given to improvements that primarily benefit low- income beneficiaries, particularly those identified as critical needs within the City.

Describe the jurisdiction’s need for Public Services:

Public service activities are consistently ranked as a high priority by residents and other stakeholders. Pursuant to CDBG regulations, only 15 percent of the City's annual grant allocation (plus 15 percent of prior year program income) can be used for public service-type activities. The City proposes to focus funds on lower-income households in order to establish, improve, and expand existing public services, such as: mental health services, services for domestic violence victims, services for the homeless and persons with special needs, and youth and senior services.

As part of the community survey, respondents were asked to identify the groups needing the most assistance in the community. The top five groups identified are:

1. Chronically homeless individuals and families
2. Families experiencing homeless
3. Low-income families with children
4. Elderly residents
5. Persons with mental illness

To effectively target programming and services to the populations, the City partners with local non-profit agencies and the regional Continuum of Care to provide targeted services to those communities. The City is cognizant of the importance of the provision of homeless services and will support programs that contribute to the regional Continuum of Care's framework of service.

How were these needs determined?

The needs identified for public services in the City were determined through community and stakeholder meetings, resident and stakeholder responses from the Consolidated Plan Survey, and interviews with stakeholders in the community.

Housing Market Analysis

MA-05 Overview

Housing Market Analysis Overview:

As part of the Consolidated Plan requirements, Santa Ana must complete a market analysis. The market analysis consists of the following sections:

- Cost/Condition/Supply of Housing
- Public Housing Supply
- Homeless and Special Needs Facilities/ Services
- Non-Housing Community Development Conditions (including economic conditions, access to broadband, and hazard mitigation)

MA-10 Number of Housing Units – 91.210(a)&(b)(2)

Introduction

According to the 2011-2015 ACS data, 62% of Santa Ana’s housing stock consists of properties with 4 or fewer units. 52% of all units within Santa Ana are single household properties. Multi-family housing (5+ units) consists of 33% of the housing stock in Santa Ana.

75% of the City’s ownership housing consists of family-sized units (3 or more bedrooms) compared to only 22% of rental units in the city. The greatest share (40%) of rental properties have 2 bedrooms.

All residential properties by number of units

Property Type	Number	%
1-unit detached structure	35,225	46%
1-unit, attached structure	4,835	6%
2-4 units	7,715	10%
5-19 units	12,205	16%
20 or more units	13,040	17%
Mobile Home, boat, RV, van, etc.	4,175	5%
Total	77,195	100%

Table 33 – Residential Properties by Unit Number

Data Source: 2011-2015 ACS

Unit Size by Tenure

	Owners		Renters	
	Number	%	Number	%
No bedroom	485	1%	2,690	7%
1 bedroom	1,060	3%	12,870	31%
2 bedrooms	7,025	21%	16,375	40%
3 or more bedrooms	25,150	75%	9,105	22%
Total	33,720	100%	41,040	100%

Table 34 – Unit Size by Tenure

Data Source: 2011-2015 ACS

Describe the number and targeting (income level/type of family served) of units assisted with federal, state, and local programs.

Project Name	Total Affordable Units	Total Project Units	Income Limit
Family Housing			
First Street Apartments	68	69	60% AMI
2901 N. Bristol	55	274	40% AMI
638-642 E. Adams	6	6	60% AMI
300-301 N. Jackson	4	7	50% AMI
2009 W. Myrtle	6	6	80% AMI
405 S. Raitt St.	6	10	50% AMI
201 N. Raitt St.	2	6	80% AMI
Town Square	22	22	40-60% AMI
Town Square	18	18	40-60% AMI
3524 W. Washington	6	8	50% AMI
Wakeham Grant	132	133	40-60% AMI
Nineteen01	10	264	80% AMI
W. Carriage	1	1	50% AMI
W. Carriage	1	1	
W. Carriage	1	1	
809 S. Diamond	1	1	
2760 W. Segerstrom	1	1	
1705 S. Spruce	1	1	
1001 Stevens	2	2	
1725 W. Third, #B	1	1	
Courtyards - WBBB	5	5	
Courtyards - WBBB	5	5	
Courtyards - WBBB	5	5	30-50% AMI
Courtyards - WBBB	35	36	
1410-1412 Durant	37	38	
1410-1412 Durant	37	38	
Andalucia Apartments	69	70	50-110% AMI
326 S. Garnsey	25	26	50% AMI
703 N. Lacy	26	26	30-50% AMI
Cornerstone Village	201	201	80% AMI
Wilshire-Minnie	143	144	40-60% AMI
702 S. Raitt	8	8	30-50% AMI
834 S. Raitt	11	11	50%-AMI
1501 N. Ross	24	24	60% AMI

Project Name	Total Affordable Units	Total Project Units	Income Limit
Garden Court	41	84	40% AMI
Depot at Santiago	69	70	30-60% AMI
901 E. Sixth St.	24	24	30-80% AMI
Townsend	39	40	50%-AMI
650 N. Lacy Street	73	74	30-50% AMI
631 N. Lacy and 680 N. Garfield	39	40	
Senior Housing			
Santiago Villas	89	89	50%-80% AMI
200 S. Sycamore	58	58	60% AMI
Permanent (Homeless) Housing			
1115 N. Bush	2	2	40% AMI
1101 N. French	1	1	50% AMI
1025 N. Spurgeon	4	4	50% AMI
The Orchard	71	72	60% AMI
Vista del Rio	40	41	30-50% AMI
WISE Place	19	19	N/A
Regina House	3	3	40% AMI
San Miguel Residence	9	9	80% AMI
1115 N. Bush	2	2	40% AMI
1101 N. French	1	1	50% AMI

Table – 35 – Supply of Affordable Housing

Data Source: City of Santa Ana

Provide an assessment of units expected to be lost from the affordable housing inventory for any reason, such as expiration of Section 8 contracts.

Project Name	Type/Income Target	Assistance Type	Total Units	Total Affordable units	Potential Conversion Date
Flower Park Plaza	Senior; 50%	Section 8	199	198	2020
Civic Center Barrio	Family; 50%	Section 8 Mod/Rehab	8	6	2021
La Gema Del Barrio	Family; 80%	RDA 20% S.A.	6	6	2022

Civic Center Barrio 2	Family; 80%	RDA 20% S.A.	6	2	2022
Civic Center Barrio 3	Family; 60%	RDA 20% S.A.	12	6	2023
Sullivan Manor	Family; 50%	Section 8	54	54	renewing annually (2034)
Flower Terrace	Senior; 80%	LMSA 236(j)(1)	200	198	renewing annually (2032)
Rosswood Villa	Senior; 50%	Section 8	199	198	renewing annually (2038)
Santa Ana Towers	Senior; 50%	Section 8	199	198	renewing annually (2021)

Table – 36 – Units at Risk of Expiring

Data Source: City of Santa Ana

The table above indicates all developments and units at risk of expiring within the next five years. For those projects that renew annually, the overall expiration date is noted in parentheses. Excluding the three annual renewals that currently expire between 2032 and 2038, the City of Santa Ana is at risk of losing 416 affordable units in the next five years, including 198 units in 2020 from Flower Park Plaza. The City is working closely with property owners, HUD, and the State to identify strategies to extend the affordability periods of these developments.

Does the availability of housing units meet the needs of the population?

Within Santa Ana, the current type and size of housing units does not meet the needs the population. According to the 2011-2015 CHAS data, there are 12,445 large family renter households in Santa Ana. These households consist of five or more members and would require 3 or more bedrooms to avoid experiencing overcrowding.

Within the rental market, there are only 9,105 units with three or more bedrooms. Further, of these 3-bedroom rental units, it can be assumed that some are occupied by unrelated households (roommate housing) and thus there are even fewer available for large families seeking suitably sized rental housing.

Describe the need for specific types of housing:

There is a greater need for family rental housing in Santa Ana as summarized above. The following section expands on this need by examining the cost of rental housing within the City.

MA-15 Housing Market Analysis: Cost of Housing - 91.210(a)

Introduction

A critical factor in evaluating a city’s housing market is the cost of housing and, even more importantly, if the housing is affordable to households living there. High housing costs result in more households experiencing housing cost burden (paying more than 30%) or overcrowding.

The data below provides a summary of housing costs as reported by households through the American Community Survey. However, in looking at more current housing sales and rental market data – the cost of housing has risen tremendously over the past five years.

According to Zumper, a rental listing aggregator, average rents for studios, 1-bedroom, 2-bedroom, and 3-bedroom all rose from December 2014 to January 2020 and significantly exceeded the median contract rent as reported by the ACS 2011-2015 estimates documented in the Cost of Housing table below.

Similarly, owner-occupied housing costs have also increased over the past five years. According to Zillow, from October 2014 to October 2019, the median sales price rose from \$384,800 to \$527,400 (an increase of 37%), far outpacing the ACS estimates for median home value.

Cost of Housing

Unit Type	December 2014	January 2020	% Change
Studio	\$1,060	\$1,399	32%
1-bedroom	\$1,350	\$1,682	25%
2-bedroom	\$1,798	\$2,148	19%
3-bedroom	\$2,500	\$2,800	12%

Table – 37 – Average Rents

Data Source: Zumper Research (accessed 1/31/2020)

	Base Year: 2009	Most Recent Year: 2015	% Change
Median Home Value	458,800	360,800	(21%)
Median Contract Rent	1,121	1,228	10%

Table 38 – Cost of Housing

Data Source: 2005-2009 ACS (Base Year), 2011-2015 ACS (Most Recent Year)

Rent Paid	Number	%
Less than \$500	2,470	6.0%
\$500-999	9,985	24.3%
\$1,000-1,499	18,200	44.4%
\$1,500-1,999	7,625	18.6%
\$2,000 or more	2,765	6.7%
Total	41,045	100.0%

Table 39 - Rent Paid

Data Source: 2011-2015 ACS

Housing Affordability

% Units affordable to Households earning	Renter	Owner
30% HAMFI	2,025	No Data
50% HAMFI	6,660	2,355
80% HAMFI	30,415	7,470
100% HAMFI	No Data	12,615
Total	39,100	22,440

Table 40 – Housing Affordability

Data Source: 2011-2015 CHAS

Monthly Rent

Monthly Rent (\$)	Efficiency (no bedroom)	1 Bedroom	2 Bedroom	3 Bedroom	4 Bedroom
Fair Market Rent	\$1,415	\$1,632	\$2,037	\$2,862	\$3,304
High HOME Rent	\$1,331	\$1,428	\$1,714	\$1,972	\$2,180
Low HOME Rent	\$1,038	\$1,113	\$1,336	\$1,543	\$1,721

Table 41 – Monthly Rent

Data Source: HUD FMR and HOME Rents

Is there sufficient housing for households at all income levels?

No, according to the housing affordability table above, there are only 8,685 rental units available to renter households earning 50% AMI or below, but as documented in the needs assessment, there are 24,595 households estimated to have incomes below 50% AMI. This creates a minimum gap of nearly 16,000 households (15,910) who do not have sufficient housing at this income level. Further, this data does not take into account households earning more than 50% AMI who may be renting a unit that would be affordable to lower income tenants or the quality and size of the units.

A smaller gap exists for homeowner households, as according to the needs assessment there are 18,905 owner households earning less than 80% AMI. However, as noted above, there are only 9,805 owner-occupied units available to such households, creating a gap of 9,100 households.

How is affordability of housing likely to change considering changes to home values and/or rents?

Home values and rents are anticipated to continue to increase throughout Orange County as housing demand continues to increase throughout the region and within the City of Santa Ana. As the increases in housing costs continue to outpace the production of new housing and the availability of affordable housing within the city, more households will be cost burdened and there will be greater strains put on low- and moderate-income renters, potential homebuyers and current homeowners.

How do HOME rents / Fair Market Rent compare to Area Median Rent? How might this impact your strategy to produce or preserve affordable housing?

According to the data aggregated by Zumper, current average rents by unit type mirror the Fair Market Rent values and far exceed the HOME rental rates. In general, this indicates an overall need for additional affordable housing as well as the preservation of existing affordable housing. As noted in the previous section, the need for large family rental housing is especially acute as there are a limited number of larger rental units and the cost of rental units has increased by 12% over the past five years.

MA-20 Housing Market Analysis: Condition of Housing – 91.210(a)

Introduction

Assessing housing conditions in the City provides the basis for developing strategies to maintain and preserve the quality of the housing stock. The ACS defines a “selected condition” as owner- or renter-occupied housing units having at least one of the following conditions: 1) lacking complete plumbing facilities; 2) lacking complete kitchen facilities; 3) more than one occupant per room; and 4) selected monthly housing costs greater than 30% of household income. Based on the definition of selected conditions, the table below shows that 52% of owner-occupied households in the City have at least one selected condition and 77% of all renter-occupied households in the City have at least one selected condition.

Definitions

Substandard housing is housing that does not meet the minimum standards contained in the State Housing Code (i.e., does not provide shelter, endangers health, safety or well-being of occupants). A substandard condition is one that affects the health and safety of a resident’s habitability. As defined by California Health and Safety Code, a substandard condition exists to the extent that it endangers the health and safety of its occupants or the public. Following is a list of substandard conditions:

- Inadequate sanitation
- Structural hazards
- Any nuisance that endangers the health and safety of the occupants or the public
- All substandard plumbing, wiring, and/or mechanical equipment, unless it conformed to all applicable laws in effect at the time of installation and has been maintained in a good and safe condition
- Faulty weather protection
- The use of construction materials not allowed or approved by the health and safety code
- Fire, health and safety hazards (as determined by the appropriate fire or health official)
- Lack of, or inadequate fire-resistive construction or fire-extinguishing systems as required by the health and safety code, unless the construction and/or systems conformed to all applicable laws in effect at the time of construction and/or installation and adequately maintained
- Inadequate structural resistance to horizontal forces
- Buildings or portions thereof occupied for living, sleeping, cooking, or dining purposes that were not designed or intended to be used for such occupancies
- Inadequate maintenance that causes a building or any portion thereof to be declared unsafe

Standard housing condition in the City of Santa Ana is defined as housing that meets the minimum standards contained in the California State health and Safety codes. For the purposes of the CDBG program, a unit in substandard condition is considered suitable for rehabilitation provided that the unit is structurally sound and the cost of rehabilitation is considered economically warranted.

Condition of Units

Condition of Units	Owner-Occupied		Renter-Occupied	
	Number	%	Number	%
With one selected Condition	14,990	44%	20,370	50%
With two selected Conditions	2,425	7%	10,985	27%
With three selected Conditions	4	0%	190	0%
With four selected Conditions	0	0%	0	0%
No selected Conditions	16,300	48%	9,490	23%
Total	33,719	99%	41,035	100%

Table 42 - Condition of Units

Data Source: 2011-2015 ACS

Year Unit Built

Year Unit Built	Owner-Occupied		Renter-Occupied	
	Number	%	Number	%
2000 or later	1,270	4%	1,170	3%
1980-1999	3,385	10%	8,595	21%
1950-1979	23,780	71%	26,810	65%
Before 1950	5,285	16%	4,460	11%
Total	33,720	101%	41,035	100%

Table 43 – Year Unit Built

Data Source: 2011-2015 CHAS

Risk of Lead-Based Paint Hazard

Risk of Lead-Based Paint Hazard	Owner-Occupied		Renter-Occupied	
	Number	%	Number	%
Total Number of Units Built Before 1980	29,065	86%	31,270	76%
Housing Units build before 1980 with children present	4,780	14%	1,210	3%

Table 44 – Risk of Lead-Based Paint

Data Source: 2011-2015 ACS (Total Units) 2011-2015 CHAS (Units with Children present)

Vacant Units

	Suitable for Rehabilitation	Not Suitable for Rehabilitation	Total
Vacant Units	n/a	n/a	See note
Abandoned Vacant Units	n/a	n/a	See note
REO Properties	n/a	n/a	See note
Abandoned REO Properties	n/a	n/a	See note

Table 45 - Vacant Units

Note: The city does not maintain data on the number of vacant and REO properties that are and are not suitable for rehabilitation. As of 1/31/2020, according to RealtyTrac there were 8 REO properties in the City and 31 foreclosed properties. According to the ACS, in 2017, there were 3,030 vacant residential units in Santa Ana (3.8% of all housing units).

Need for Owner and Rental Rehabilitation

Within the City of Santa Ana, the housing stock is relatively old with 16% of all owner-occupied units and 11% of all rental-occupied units built before 1950. 76% of all rental units and 87% of all owner units were built before 1980. Housing that is often 30+ years old requires some form of moderate or major rehabilitation. In a local non-profit focused consultation session, participants indicated that housing rehabilitation was the second highest housing service needs in the community.

Estimated Number of Housing Units Occupied by Low or Moderate Income Families with LBP Hazards

Lead-based paint and varnishes were used in housing until 1978 and are still assumed to be present in the home unless the house has been fully remediated by a certified contractor. Children age 6 and younger are at the highest risk for physical and mental damage from lead poisoning. Within Santa Ana, more than 60,000 housing units were constructed before 1980 (used as a proxy for 1978), accounting for 87% of the ownership housing stock and 76% of the rental stock. However, when evaluating the number of units with children aged 6 or younger, only an estimated 5,990 units are occupied by such households. According to the Needs Assessment, there are 23,340 households in Santa Ana with children age 6 and younger. Thus, 26% of households with young children are assumed to live in housing units that may contain lead-based paint.

75% of all families with young children have incomes between 0-80% AMI. While the share of low- and moderate-income households is more likely to be in older housing stock in need of rehabilitation, even conservatively applying this share of 75% to the total number of units built before 1980 with young children present (5,990), we can estimate that 4,493 households are potentially at risk of living with lead-based paint hazards.

However, it is important to note that this data does not necessarily reflect households in which young children visit frequently such as grandparents, informal day care centers, or other family members and friends and thus the risk is likely even greater.

MA-25 Public and Assisted Housing – 91.210(b)

Introduction

The Santa Ana Housing Authority administers 2,658 Housing Choice Vouchers and does not own or operate any public housing units. The Housing Authority administered the Tenant Based Rental Assistance (TBRA) program. Authority staff regularly monitors tenant files and enforce Housing Quality Standards.

Totals Number of Units

	Program Type								
	Certificate	Mod-Rehab	Public Housing	Vouchers					
				Total	Project - based	Tenant - based	Special Purpose Voucher		
							Veterans Affairs Supportive Housing	Family Unification Program	Disabled *
# of units vouchers available				2,658			0	0	31
# of accessible units									
*includes Non-Elderly Disabled, Mainstream One-Year, Mainstream Five-year, and Nursing Home Transition									

Table 256 – Total Number of Units by Program Type

Data Source: PIC (PIH Information Center)

Describe the supply of public housing developments:

Not applicable.

Describe the number and physical condition of public housing units in the jurisdiction, including those that are participating in an approved Public Housing Agency Plan:

Not applicable.

Describe the restoration and revitalization needs of public housing units in the jurisdiction:

There are no public housing units in Santa Ana. HQS standards are used for the inspection of all voucher units.

Describe the public housing agency's strategy for improving the living environment of low- and moderate-income families residing in public housing:

Not applicable.

Discussion:

SAHA is well-positioned to maintain and expand the supply of affordable housing units in the City of Santa Ana. The City of Santa Ana has coordinated with public agencies, private entities, and community residents through the City of Santa Ana's Neighborhood Initiatives Program (NIP). This assists more than 60 neighborhood associations in Santa Ana by providing a conduit for two-way communication between residents and the City to further understand and meet the needs of residents.

MA-30 Homeless Facilities and Services – 91.210(c)

Introduction

Throughout Orange County, there are a number of facilities and services targeted to serve residents at-risk of becoming homeless and experiencing homelessness. Facilities include a range of emergency shelters, transitional shelters and permanent supportive housing options. HUD uses the following definitions for these three facility types:

Emergency Shelter: Any facility, the primary purpose of which is to provide a temporary shelter for the homeless in general or for specific populations of the homeless and which does not require occupants to sign leases or occupancy agreements.

Transitional Housing: Transitional housing (TH) is designed to provide homeless individuals and families with the interim stability and support to successfully move to and maintain permanent housing. Transitional housing may be used to cover the costs of up to 24 months of housing with accompanying supportive services. Program participants must have a lease (or sublease) or occupancy agreement in place when residing in transitional housing.

Permanent Supportive Housing: Permanent supportive housing (PSH) is defined as community-based housing paired with supportive services to serve households in which at least one member has a disability. Housing does not have a designated length of stay in which formerly homeless individuals and families live as independently as possible. Under PH, a program participant must be the tenant on a lease (or sublease) for an initial term of at least one year that is renewable and is terminable only for cause.

Facilities and Housing Targeted to Homeless Households in Orange County

	Emergency Shelter Beds		Transitional Housing Beds	Permanent Supportive Housing Beds	
	Year Round Beds (Current & New)	Voucher / Seasonal / Overflow Beds	Current & New	Current & New	Under Development
Households with Adult(s) and Child(ren)	1,390	528	816	1,149	194*
Households with Only Adults	1,690		289	1,976	
Chronically Homeless Households	n/a (data not available)		n/a (data not available)	545	
Veterans	0		26	1,079	
Unaccompanied Youth	14		0	14	

Table 47 - Facilities and Housing Targeted to Homeless Households (2019 Housing Inventory Chart); *Projects Under Development are for projects that will be located in Santa Ana.

Data Source: 2019 Housing Inventory Chart; Santa Ana Homeless Dashboard

Describe mainstream services, such as health, mental health, and employment services to the extent those services are used to complement services targeted to homeless persons

At the state level, the primary programs for assisting families in poverty are CalWORKs, CalFresh, and Medi-Cal. These programs provide clients with employment assistance, discounted food, medical care, child care, and cash payments to meet basic needs such as housing and transportation.

Within Santa Ana, a number of mainstream service providers complement services targeted specifically to homeless residents or those imminently at risk of becoming homeless.

Veterans Services

- VA Community Resource and Referral
- Center OC Battle Buddy Bridge
- Veterans Service Office
- Volunteers of America
- 1736 Family Crisis Center

Soup Kitchens/ Food Pantries

- Southwest Community Center

Community Health Clinics

- Serve the People
- UCI Medical Center – Medical Clinic

Employment and Legal Services

- Santa Ana WORK Center
- Legal Aid Society of Orange County
- Public Law Center

Behavioral and Mental Health

- OC Health Care Agency Mental Health and Substance Use Disorder Services
- Acacia (Outpatient Methadone Services)

List and describe services and facilities that meet the needs of homeless persons, particularly chronically homeless individuals and families, families with children, veterans and their families, and unaccompanied youth. If the services and facilities are listed on screen SP-40 Institutional Delivery Structure or screen MA-35 Special Needs Facilities and Services, describe how these facilities and services specifically address the needs of these populations.

Homeless facilities in Santa Ana include the following:

- Cold Weather Armory Shelter: Cold weather homeless shelter for individuals and families
- Courtyard Shelter: Year round emergency shelter with supportive services.
- The Link: Year round emergency shelter for all population types.
- Hospitality House: Year round emergency shelter for men with supportive services
- SAFEplace@WISEplace: Low barrier shelter for women with supportive services

Additionally, a number of providers operate a series of transitional and permanent housing programs and other services to support formerly homeless men, women, families, veterans, disabled and youth residents throughout Orange County. A complete list of all current services provided in Orange County is maintained by 2-1-1 OC and available via phone or online (<https://www.211oc.org/get-help/211oc-can-help/search-for-resources.html>).

Since December 2018, the City of Santa Ana has utilized Quality of Life teams – multi-disciplinary teams consisting of police officers, social workers, public works, parks and recreation and other city and service provider agencies. These teams conduct street outreach and engagement with homeless individuals and families throughout the City. Through outreach, the teams provide recommendations and assistance in identifying potential shelter and/ or other housing opportunities as well as ensure compliance with local laws and regulations. Between May and December 2019, the Quality of Life teams have conducted outreach with 3,287 individuals and assisted 209 to relocate to the Link or Courtyard shelters.

MA-35 Special Needs Facilities and Services – 91.210(d)

Introduction

Special needs populations consist of persons who are not homeless but due to various reasons are in need of services and supportive housing. Persons with special needs include, but are not limited to, the elderly, frail elderly, severe mentally ill, developmentally disabled, physically disabled, persons with alcohol or other drug addictions, persons with HIV/AIDS and victims of domestic violence. The City of Santa Ana considers using CDBG and ESG resources to serve special needs populations in the community.

HUD defines elderly as a person who is 62 years of age or older. A frail elderly person is an elderly person who is unable to perform at least three activities of daily living including eating, bathing, or home management activities. Generally, elderly persons have lower incomes than the population at large.

HUD defines a disabled person as having a physical or mental impairment that substantially limits major life activities. The obstacle to independent living for these adults is not only their disability, but also the lack of financial resources. Additionally, persons with disabilities have high dependency on supportive services and may require accessibility modifications to accommodate their unique conditions.

Drug abuse or substance abuse is defined as the use of chemical substances that lead to an increased risk of problems and an inability to control the use of the substance. According to the Centers for Disease Control and Prevention, there were 70,237 drug overdose deaths in the United States in 2017 and that of those deaths, 47,600 involved opioids. According to the CDC, the national ‘opioid epidemic’ began in the 1990s with increased prescribing of opioids such as Methadone, Oxycodone, and Hydrocodone. Beginning in 2010, CDC reported rapid increases in overdose deaths involving heroin. The third wave began in 2013 with increases in overdose deaths involving synthetic opioids such as the illicitly manufactured fentanyl, often found in combination with heroin, counterfeit pills, and cocaine. Although California was among 10 states with the lowest drug overdose mortality in each year from 2014-2017, the proliferation of fentanyl is a significant and relatively new issue requiring increased public awareness and services.

Human Immunodeficiency Virus infection (HIV) is a virus that weakens one’s immune system by destroying important cells that fight diseases and infection. Acquired Immune Deficiency Syndrome (AIDS) is the final stage of the HIV infection.

Including the elderly, frail elderly, persons with disabilities (mental, physical, developmental), persons with alcohol or other drug addictions, persons with HIV/AIDS and their families, public housing residents and any other categories the jurisdiction may specify, and describe their supportive housing needs

As documented in the needs assessment, special needs populations have lower incomes than the population as a whole and demonstrate a greater need for supportive services and housing assistance.

Fair Housing Assistance: Special needs populations may face discrimination when seeking new housing or in facing pressure from landlords or lending institutions. Providing services associated with fair housing (including education and advocacy activities)

Affordable, accessible housing: Special needs populations comprise a disproportionate share of the low- and moderate-income population within La Habra and, as such, have a greater need for affordable housing – including accessible housing for elderly and disabled households.

Accessible public facilities: Elderly and disabled individuals require public facilities and services to be ADA compliant to enable them to effectively access services and programs throughout the City.

Public services: Special needs populations require supportive services such as transportation, education, senior services, childcare and basic needs.

Describe programs for ensuring that persons returning from mental and physical health institutions receive appropriate supportive housing

Within Orange County, several service providers operate county-wide services to provide mental and physical health counseling and supportive services.

The Mental Health Association of Orange County provides transition support to individuals with mental health challenges and issues. Support includes identifying supportive housing as well as community resources and other services to meet the individual’s needs.

The Dayle MacIntosh Program provides transition support in Orange County to people with disabilities who reside in long-term institutions and have a desire to live independently. Clients are paired with a transition coordinator who helps identify supportive housing as well as other needs and services to enable the individual to successfully live independently.

For entitlement/consortia grantees: Specify the activities that the jurisdiction plans to undertake during the next year to address the housing and supportive services needs identified in accordance with 91.215(e) with respect to persons who are not homeless but have other special needs. Link to one-year goals. (91.220(2))

Through the City’s public service activities, the City will prioritize funding to address supportive service needs of vulnerable and special needs populations in the City, including (elderly, youth, disabled, victims of domestic violence). These activities will fund a range of services including job training, legal assistance, supportive services, victim intervention, health care, and basic services and needs.

The City will continue to prioritize the preservation and expansion of affordable housing through the City. In PY2020, Santa Ana anticipates that it will allocate over \$3.6M to support and promote affordable housing within the City. This housing will serve a range of low- and moderate-income residents, including those with special needs.

MA-40 Barriers to Affordable Housing – 91.210(e)

Negative Effects of Public Policies on Affordable Housing and Residential Investment

A barrier to affordable housing is a public policy or nongovernmental condition that constrains the development or rehabilitation of affordable housing. Barriers can include land use controls, property taxes, state prevailing wage requirements, environmental protection, cost of land and availability of monetary resources. Barriers to affordable housing are distinguished from impediments to fair housing choice in the sense that barriers are lawful and impediments to fair housing choice are usually unlawful.

The greatest barrier to affordable housing in the City is a limited supply of resources and available land to support the development and preservation of affordable housing within the City. The City works closely with non-governmental, state and federal agencies to identify potential funding streams and resources, but federal, state, and local policies and sources do not generate enough funding and revenue to subsidize affordable housing sufficient to meet the needs in Santa Ana and throughout Southern California.

MA-45 Non-Housing Community Development Assets – 91.215 (f)

Introduction

According to the 2017 Longitudinal Employer Household Dynamics (LEHD) profile, there are 116,207 private jobs within the City of Santa Ana. Of these jobs, 16,974 (14.6%) are filled by Santa Ana residents and 99,233 are filled by individuals living outside of Santa Ana. Likewise, 93,206 Santa Ana residents commute outside of the City for employment. For those commuting to Santa Ana for employment, the greatest share come from Anaheim (6.3%), Garden Grove (4.3%), Los Angeles city (4.3%) and Irvine (3.3%). 58.8% of all individuals employed in Santa Ana reside in Orange County.

For Santa Ana residents, the largest cities to which they commute outside of Santa Ana for employment are Irvine (12.1%), Anaheim (6.8%), Costa Mesa (5.1%), and Orange City (4.9%).

According to the 2011-2015 ACS estimates (as documented below), the unemployment rate in Santa Ana is 8.1%. However, in assessing more current data from the Bureau of Labor Statistics, the unemployment rate as of November 2019 was 2.6%. Since March 2017, the unemployment rate has been below 4%.

As documented in the tables below, the greater share of the labor force is comprised of those with less than a high school degree (55,005 individuals) followed by high school graduates (31,470). These two levels of educational attainment have the lowest median earnings (\$19,847 and \$24,626 respectively). As noted throughout the Needs Assessment and Market Analysis, earnings at this level create a high probability that the household will experience housing cost burden and/ or other housing problems.

Economic Development Market Analysis

Business Activity

Business by Sector	Number of Workers	Number of Jobs	Share of Workers %	Share of Jobs %	Jobs less workers %
Agriculture, Mining, Oil & Gas Extraction	1,249	85	1	0	-1
Arts, Entertainment, Accommodations	16,548	10,555	14	8	-6
Construction	7,336	7,553	6	6	0

Education and Health Care Services	14,698	16,857	13	13	0
Finance, Insurance, and Real Estate	7,545	10,885	7	8	2
Information	2,094	2,039	2	2	0
Manufacturing	16,573	20,373	14	16	2
Other Services	4,012	3,682	3	3	-1
Professional, Scientific, Management Services	10,236	13,953	9	11	2
Public Administration	0	0	0	0	0
Retail Trade	13,822	13,538	12	11	-1
Transportation and Warehousing	2,476	1,830	2	1	-1
Wholesale Trade	5,979	7,629	5	6	1
Total	102,568	108,979	--	--	--

Table 268 - Business Activity

Data Source: 2011-2015 ACS (Workers), 2015 Longitudinal Employer-Household Dynamics (Jobs)

Labor Force

Category	Count
Total Population in the Civilian Labor Force	165,135
Civilian Employed Population 16 years and over	151,690
Unemployment Rate	8.15
Unemployment Rate for Ages 16-24	19.01
Unemployment Rate for Ages 25-65	5.41

Table 49 - Labor Force

Data Source: 2011-2015 ACS

Occupations by Sector	Number of People
Management, business and financial	17,875
Farming, fisheries and forestry occupations	8,545
Service	20,680
Sales and office	36,305
Construction, extraction, maintenance and repair	16,970
Production, transportation and material moving	13,815

Table 50 – Occupations by Sector

Data Source: 2011-2015 ACS

Travel Time

Travel Time	Number	Percentage
< 30 Minutes	94,905	65%
30-59 Minutes	42,800	29%
60 or More Minutes	9,010	6%
Total	146,715	100%

Table 51 - Travel Time

Data Source: 2011-2015 ACS

Education:

Educational Attainment by Employment Status (Population 16 and Older)

Educational Attainment	In Labor Force		
	Civilian Employed	Unemployed	Not in Labor Force
Less than high school graduate	51,240	3,765	20,455

High school graduate (includes equivalency)	29,320	2,150	8,730
Some college or Associate's degree	26,980	2,350	6,415
Bachelor's degree or higher	15,965	985	2,670

Table 52 - Educational Attainment by Employment Status

Data Source: 2011-2015 ACS

Educational Attainment by Age

	Age				
	18–24 yrs	25–34 yrs	35–44 yrs	45–65 yrs	65+ yrs
Less than 9th grade	1,400	7,710	13,180	24,490	10,610
9th to 12th grade, no diploma	6,515	8,915	11,100	10,060	2,690
High school graduate, GED, or alternative	12,520	15,350	11,315	13,535	4,395
Some college, no degree	15,935	11,405	6,465	9,560	3,355
Associate's degree	1,710	2,915	2,310	3,085	1,160
Bachelor's degree	2,090	6,165	3,345	4,610	2,285
Graduate or professional degree	340	1,820	1,730	1,945	1,030

Table 53- Educational Attainment by Age

Data Source: 2011-2015 ACS

Educational Attainment – Median Earnings in the Past 12 Months

Educational Attainment	Median Earnings in the Past 12 Months
Less than high school graduate	19,847
High school graduate (includes equivalency)	24,626
Some college or Associate's degree	30,529
Bachelor's degree	41,293
Graduate or professional degree	58,571

Table 54 – Median Earnings in the Past 12 Months

Data Source: 2011-2015 ACS

Based on the Business Activity table above, what are the major employment sectors within your jurisdiction?

The four largest job sectors for jobs within Santa Ana (share of jobs column) are Manufacturing (14%), Arts, Entertainment, Accommodations (14%), Education and Health Care Services (13%), and Retail Trade (12%). According to the City's 2019 Comprehensive Annual Financial Report (CAFR), the ten largest employers in Santa Ana are listed in the table below:

Employer	# of Employees	Percent of Total Employment
County of Orange	20,197	12.9%
Santa Ana Unified School District	5,000	3.2%
Santa Ana College	3,346	2.1%
KPC Healthcare	1,748	1.1%
First American Title Co.	1,631	1.0%
City of Santa Ana	1,439	0.9%
US Postal Service	1,172	0.8%
Superior Court (Orange County)	763	0.5%
Aluminum Precision Products	710	0.5%
Johnson & Johnson	600	0.4%

Table 55 – Largest Employers in Santa Ana

Data Source: Santa Ana 2019 CAFR

Describe the workforce and infrastructure needs of the business community:

The City of Santa Ana is located in a metro area that includes more than 40 colleges, universities, community colleges and other technical training areas. As such, the labor force is relatively skilled and able to meet the needs of employers. However, as expanded upon below, due to the extremely low unemployment rate in the City and region, employers are having an increasing challenging time in finding employees who have the adequate skills (technical and soft) to continue to meet the needs of growing businesses.

Through a strong transit network and provision of utilities (including broadband), and other infrastructures, current businesses operating in the City have limited infrastructure needs.

Describe any major changes that may have an economic impact, such as planned local or regional public or private sector investments or initiatives that have affected or may affect job and business growth opportunities during the planning period. Describe any needs for workforce development, business support or infrastructure these changes may create.

The largest investment taking place within the City of Santa Ana is the installation of the Orange County Streetcar. The streetcar line, when completed will connect the Santa Ana Regional Transportation Center with Garden Grove via a 4.15 mile route with nine intermediary stops. The route will primarily travel on Santa Ana Blvd, with a looped route for arriving and departing cars on Fourth Street and Santa Ana Blvd in downtown. The project is anticipated to be completed in 2022.

Construction began in 2018 and is scheduled to be completed in 2022. During this time, there will be (and has been) significant construction activities throughout downtown. While the project is committed to not closing any businesses during the duration of the construction period, there will be detours and potential temporary closures during construction. During construction, Orange County Transit Authority is providing several forms of marketing assistance to local businesses. However, several stakeholders in the community indicated that businesses in the downtown were experiencing disruptions and decreased sales during peak construction activities.

Once this project is complete, it will create an opportunity to increase foot traffic within the downtown area.

More broadly, Santa Ana continues to be directly impacted by the Orange County and metro-region's economic conditions and changes.

Three primary trends that are impacting the region's economy were identified in the Orange County's 2019-2023 Comprehensive Economic Development Strategy (CEDS) that will continue to impact the region's economy in near future:

1. Technological advances, such as social media, e-commerce, and automation, are currently disrupting many traditional industries.
2. A surging housing market representing tremendous economic growth while simultaneously creating affordability concerns for many residents.
3. Near record-low unemployment rates and significant employment growth in traditional and emerging industry sectors.

How do the skills and education of the current workforce correspond to employment opportunities in the jurisdiction?

Located in a region with a significant number of universities, colleges and other training programs, there are multiple services and options to ensure that the workforce's skillset is current and meets the needs and demands of current and future businesses within the City. Through these services, there is a consistent need in keeping the workforce's skillset relevant to current industry demands. With the extremely low unemployment rate, several stakeholders noted that some businesses (especially those requiring more skilled labor) indicate a challenge in identifying potential applicants who meet the current skills required for a position. As such, stakeholders recommended ensuring that employers were aware of training services and programs (including those described below) to better enable employers to identify qualified employees.

Describe any current workforce training initiatives, including those supported by Workforce Investment Boards, community colleges and other organizations. Describe how these efforts will support the jurisdiction's Consolidated Plan.

The Santa Ana Chamber of Commerce, Santa Ana Business Council and Downtown Business Inc. represent and support businesses and entrepreneurs throughout the City via training, coordinated events and advocacy.

The Santa Ana Chamber provides training with funding via the State's Employment Training Panel. This includes a range of continuing education courses for businesses to provide to employees focused on quality management and business skills.

The Orange County Small Business Development Center (SBDC) serves over 3,000 businesses per year. SBDC focuses on assisting businesses to grow and thrive through a blend of training and technical assistance. Services include training, access to resources, and one-on-one consulting services related to business development and operations.

Santa Ana College's Career and Technical Education (CTE) programs include 35 areas of study with offerings totaling 59 degree options and 101 certificates. All of the CTE programs are developed and designed to meet the needs of the local labor market.

The Orange County Development Board (OCDB) administers One Stop Centers, job training programs, and a database of approved training programs within Orange County. OCDB provides a range of supportive services including job application preparation, access to job boards/posting, general training and specialized programs.

OCDB also funds programs within the Orange County Youth Center that provide occupational training as well as placed internships with local businesses for youth between the ages of 18-24.

Does your jurisdiction participate in a Comprehensive Economic Development Strategy (CEDS)?

Yes, Santa Ana participates in the Orange County CEDS.

If so, what economic development initiatives are you undertaking that may be coordinated with the Consolidated Plan? If not, describe other local/regional plans or initiatives that impact economic growth.

One of the five goals of the 2019 – 2023 CEDS Strategy is to focus on residents living in areas that are characterized by below average per capita incomes and above average levels of unemployment. As of 2018, ten Census tracts in Santa Ana met this threshold, consisting with 18.8% of the City's population. The County is structuring a regionally focused program to focus on job training and improved access to livable wage jobs for residents in this region. On a parallel track, the City is focused on supporting low- and moderate-income residents receive training for and support in accessing livable wage jobs in the City.

Other regional initiatives identified in the CEDS will have a direct impact on Santa Ana's economy. These goals include:

- Providing world class education, career, and workforce opportunities to address the skills gap
- Promoting key priority clusters throughout the county
- Improving Orange County's economic competitiveness in a global economy
- Developing state of the art public infrastructure to improve job access and economic growth

MA-50 Needs and Market Analysis Discussion

Are there areas where households with multiple housing problems are concentrated? (include a definition of "concentration")

As noted in the needs assessment, more than half of all households earning below 100% AMI experience at least one housing problem (most commonly housing cost burden). These households experiencing problems are located throughout the City and are not concentrated in a single neighborhood or geography.

Are there any areas in the jurisdiction where racial or ethnic minorities or low-income families are concentrated? (include a definition of "concentration")

This plan uses HUD's definition of Racially or Ethnically Concentrated Areas of Poverty (R/ECAP) to define areas where low-income racial or ethnic minorities are concentrated. R/ECAPs are defined as areas with a non-white population of 50 percent or more and 40 percent or more of individuals living at or below the poverty line (or three or more times the average tract poverty rate for the metro area). The map below identifies three such areas:

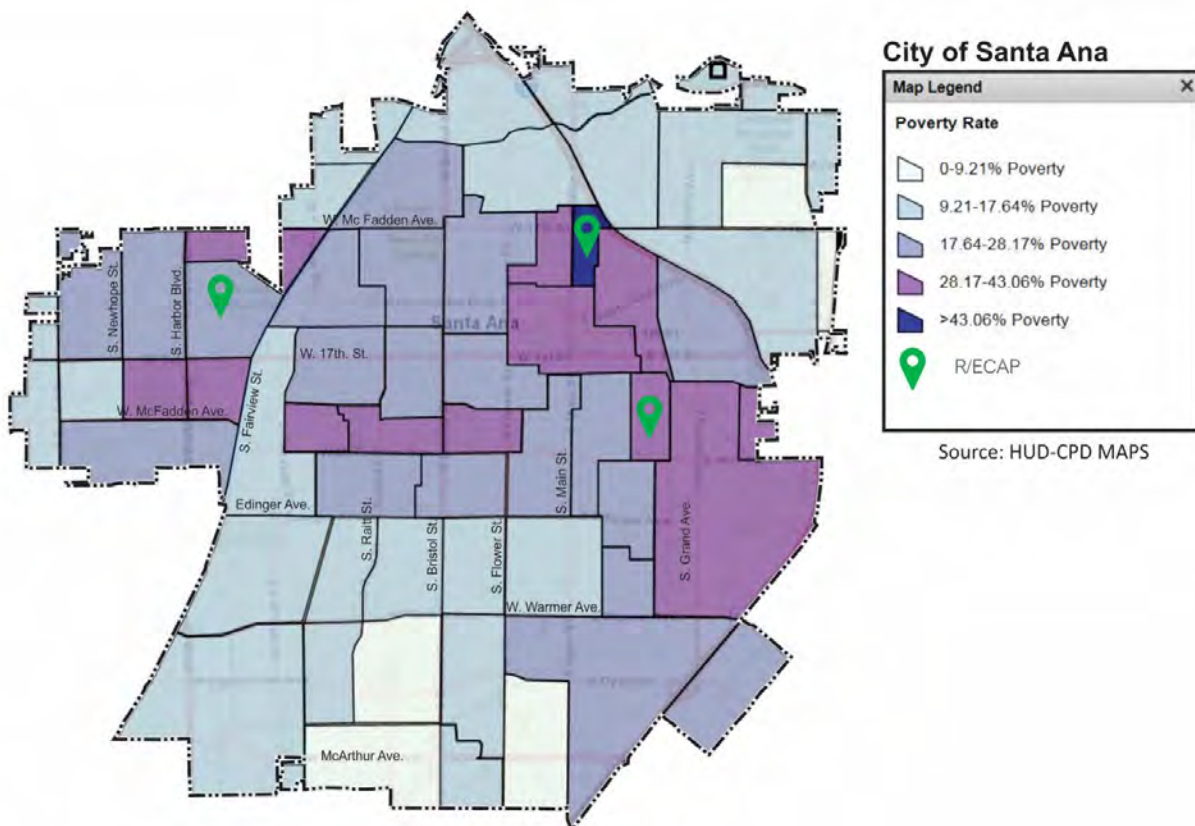


Figure 9 – Poverty Rate and R/ECAP

Data Source: 2011-2015 ACS Estimates

Individually, the plan defines low-income areas as Census tracts in which at least 40% of the individuals within the tract are living at or below the poverty line. There are two such Census tracts in Santa Ana that meet this definition. They are the two R/ECAP tracts identified above in the central/east portion of the City.

The plan defines areas of minority concentration as areas in which the share of the minority population is more than 20 percentage points that of the City's total minority population (78.2%). Within Santa Ana, eight Census tracts have minority populations that are 98% or greater. This includes Census tracts abutting Grand Avenue on the eastern side of the City and tracts adjacent to Raitt Street south of downtown.

What are the characteristics of the market in these areas/neighborhoods?

In each of these three tracts, the population is predominately Hispanic/Latino (greater than 90%). All three tracts display high levels of housing cost burden for the overall population (ranging between 63 – 70% of all households).

Are there any community assets in these areas/neighborhoods?

Each neighborhood throughout the City of Santa Ana contains its own unique community assets including open space, trails, recreational areas, schools, job centers, retail and restaurants.

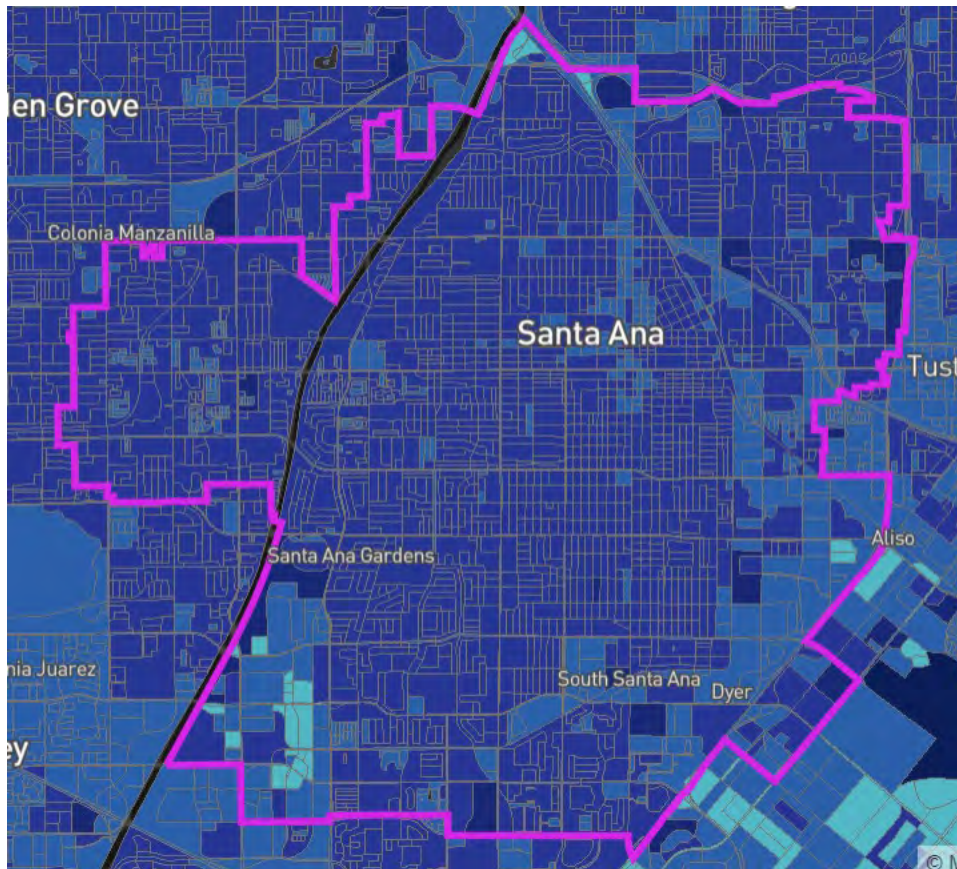
Are there other strategic opportunities in any of these areas?

There are no readily apparent strategic opportunities to be addressed with CDBG funds specific to any of these neighborhoods. The City will continue to fund and target HUD resources to meet community needs and leverage other funding resources.

MA-60 Broadband Needs of Housing occupied by Low- and Moderate-Income Households - 91.210(a)(4), 91.310(a)(2)

Describe the need for broadband wiring and connections for households, including low- and moderate-income households and neighborhoods.

Throughout the City of Santa Ana, residents have consistent and multiple options to access broadband, high-speed internet. For broadband download speeds of 25 megabytes per second (mbps), 100% of residents are serviced by at least three internet service providers. For download speeds of 100 mbps, 71% of residents are serviced by two internet service providers and 28% of residents are serviced by one provider. According to broadbandnow, the average download speed in Santa Ana is 46.78 mbps which is 65% faster than the average internet speed in California.



Number of Fixed Residential Broadband Providers



Figure 10 – Broadband Provider Availability

Data Source: FCC Broadband Provider Coverage (Dec. 2018)

Of those who participated in the community outreach survey, 87% indicated that they had access to broadband internet.

Santa Ana complies with HUD's [Narrowing the Digital Divide Through Installation of Broadband Infrastructure in HUD-Funded New Construction and Substantial Rehabilitation of Multifamily Rental Housing](#) (81 FR 92626) rule (effective January 19, 2017). Through this rule, all new HUD-funded multi-family construction or substantial rehabilitation has included broadband infrastructure including cables, fiber optics, wiring and wireless connectivity to ensure that each unit has the infrastructure to achieve at least 25 mbps download and 3 mbps upload speeds.

Describe the need for increased competition by having more than one broadband Internet service provider serve the jurisdiction.

Throughout the city, residents are serviced by two, oftentimes at least three internet service providers who offer high speed internet. The three primary service providers in Santa Ana are Spectrum, ATT and Earthlink.

While broadband is available through multiple providers, residents who participated in the community outreach survey, identified that access to broadband was the highest public infrastructure need in Santa Ana.

MA-65 Hazard Mitigation - 91.210(a)(5), 91.310(a)(3)

Describe the jurisdiction's increased natural hazard risks associated with climate change.

Climate change has increased the prevalence and severity of natural hazard risks including drought, flash floods/storms, and extreme heat events in Santa Ana. To help counter the impact of these risks, the city adopted its Climate Action Plan in 2015 and complies with CAL Green building standards. Through both of these initiatives, the City promotes multiple strategies to mitigate the impact of climate-related hazards by promoting green building, reducing water usage/ storm water runoff, improving weatherization of residential properties, and promoting alternative transportation and permeable pavement and landscaping.

Two small areas of the city (west of Harbor Blvd. and the area immediately adjacent to Santiago Creek) are located within a 100-year floodplain and at a greater risk for experiencing flooding events.

Describe the vulnerability to these risks of housing occupied by low- and moderate-income households based on an analysis of data, findings, and methods.

Low- and moderate-income residents and special needs populations are especially vulnerable to the risks of climate-related hazard risks. The residences of low- and moderate-income households are more often in worse condition and thus are more susceptible to external weather conditions such as extreme heat. Likewise, elderly residents are at a greater risk to weather conditions such as extreme heat.

Strategic Plan

SP-05 Overview

Strategic Plan Overview

The Strategic Plan is a guide for the City of Santa Ana to establish its housing and community development priorities, objectives and strategies for the investment of Community Development Block Grant (CDBG), HOME Investment Partnerships Program (HOME), and Emergency Solutions Grant (ESG) funds from the U.S. Department of Housing and Urban Development (HUD) over the next five years, beginning July 1, 2020 and ending June 30, 2025. The priority needs and goals established in this Strategic Plan (Plan) are based on analysis of information including the results of the City's Consolidated Plan Needs Assessment Survey, community meetings, and housing and community development data elements required by HUD in the online Consolidated Plan system (the eCon Planning Suite) from the 2011-2015 American Community Survey (ACS) 5-Year Estimates and the Comprehensive Housing Affordability Strategy (CHAS) covering the same time period. Additional sources of information used to identify needs and establish priorities were obtained through consultation with local nonprofit agencies involved in the development of affordable housing and the delivery of public services to children, families, elderly persons and persons with special needs throughout the community.

In consideration of community input and available data, the six priority needs listed below are established as part of this Plan.

- Expand the supply of affordable housing
- Preserve the supply of affordable housing
- Access to and supply of public services
- Increase access to and supply of homeless services and facilities
- Promote economic opportunity
- Improve City public facilities and infrastructure

Consistent with HUD's national goals for HUD CPD programs to provide decent housing opportunities, maintain a suitable living environment and expand economic opportunities for low- and moderate-income residents, the priority needs listed above will be addressed over the next five years through the implementation of HUD funded activities aligned with the following seven measurable Strategic Plan goals:

- Affordable Housing Development, Maintenance, and Preservation
- Code Enforcement
- Public Service Programs
- Homeless Services and Facilities
- Economic Development Program
- Public Facilities and Infrastructure
- Program Administration and Fair Housing Services

Historically, the City of Santa Ana has used the HUD programs to fund nonprofit agencies that provide direct services to City of Santa Ana residents. Over the next five years, the City will continue this emphasis and will also use these resources to support City sponsored programs and activities that support the goals and objectives of this Plan.

SP-25 Priority Needs - 91.215(a)(2)

Priority Needs

1	Priority Need Name	Expand the supply of affordable housing
	Priority Level	High
	Population	Extremely Low Low Moderate
	Geographic Areas Affected	Citywide
	Associated Goals	Affordable Housing Development and Preservation
	Description	Throughout the City of Santa Ana, rental and homeownership costs continue to rise, creating increased pressure on low- and moderate-income residents to be able to afford safe and suitable housing. As noted in the needs assessment, 66% of all households earning less than 80% experience housing cost burden (paying more than 30% of income for housing costs). As housing costs will continue to rise, the rate of cost burden will continue to increase and more low- and moderate-income households will no longer be able to afford to live in Santa Ana. One element of this problem is a limited supply of affordable housing within Santa Ana. The City will prioritize using HUD resources to promote the acquisition, construction, and/ or rehabilitation of new affordable housing units that will serve low- and moderate-income residents as well as special needs populations throughout the City.
	Basis for Relative Priority	The need for additional affordable housing was documented in stakeholder/ resident workshops, the community needs survey, and an analysis of federal and local data sources. Due to rising housing costs, low vacancy rates, and low fair market rent values, solely relying on demand-based housing solutions (e.g. TBRA and/ or down payment assistance) will not adequately address the housing needs within Santa Ana.

	Priority Need Name	Preserve the supply of affordable housing
	Priority Level	High
2	Population	Extremely Low Low Moderate
	Geographic Areas Affected	Citywide
	Associated Goals	Affordable Housing Development, Maintenance and Preservation
	Description	<p>Throughout the City of Santa Ana, rental and homeownership costs continue to rise, creating increased pressure on low- and moderate-income residents to be able to afford safe and suitable housing. As noted in the needs assessment, 66% of all households earning less than 80% experience housing cost burden (paying more than 30% of income for housing costs). As housing costs will continue to rise, the rate of cost burden will continue to increase and more low- and moderate-income households will no longer be able to afford to live in Santa Ana.</p> <p>In addition to increasing the supply of affordable housing (as noted in the prior need), Santa Ana will strive to preserve existing affordable housing units within the City. In the next five years, 231 currently affordable housing units are at-risk of converting to market-rate units. An additional 652 affordable units are renewed annually. The City will prioritize using Federal resources to fund rehabilitation or other mechanisms to extend the affordability covenants of these units.</p>
	Basis for Relative Priority	The need for additional affordable housing was documented in stakeholder/ resident workshops, the community needs survey, and an analysis of federal and local data sources. Preserving affordable housing is a cost-effective solution to acquiring, constructing or rehabilitating new affordable housing as generally the marginal cost of preserving a unit is significantly lower than creating a new affordable unit. As such, the City will prioritize this need as a component of maintaining and ensuring affordable, accessible housing units within the City of Santa Ana.

3	Priority Need Name	Access to and supply of public services
	Priority Level	High
	Population	Extremely Low Low Moderate Elderly Frail Elderly Youth
	Geographic Areas Affected	Citywide
	Associated Goals	Public Service Programs
	Description	<p>Many challenges are faced by the City’s vulnerable populations (including low- and moderate-income residents as well as special needs populations) and they do not have regular access to critical services and programs such as youth programming, job training, transportation, legal services, fair housing services, senior programming, medical care, and other social services.</p> <p>The provision of such programs and services will better enable and support low-income and vulnerable populations living in Santa Ana.</p>
	Basis for Relative Priority	At resident and stakeholder workshops, meeting participants ranked improved and expanded public services as a high priority need. Additionally, through the community needs survey, residents indicated a high need for a range of public services to address key gaps and special needs populations within the City. The quantitative data discussed in the Needs and Assessment and Market Analysis also serve as a strong basis for making public services a priority need.

4	Priority Need Name	Increase access to and supply of homeless services and facilities
	Priority Level	High
	Population	Extremely Low Persons with Mental Disabilities Persons with Physical Disabilities Persons with Developmental Disabilities Persons with Alcohol or Other Addictions Persons with HIV/AIDS and their Families Victims of Domestic Violence Victims of Human Trafficking Veterans
	Geographic Areas Affected	Citywide
	Associated Goals	Homeless Services and Facilities
	Description	<p>According to the 2019 Point in Time Count, there were 1,769 homeless individuals in Santa Ana, 830 of whom were unsheltered. The prevalence of homelessness in Orange County and Santa Ana correlates with the rising cost of housing, which has created more housing instability and the likelihood that a household disruption such as an unanticipated medical cost, job loss or change or other event can cause homelessness.</p> <p>As such, the need for comprehensive homeless services, programming and facilities is a critical need within the City. This need includes early intervention homeless prevention, increasing the supply of emergency and transitional shelter options, permanent housing solutions, and the provision of critical services to those who are at-risk of becoming homeless, currently homeless, or recently homeless.</p>
	Basis for Relative Priority	In community meetings, surveys, and stakeholder meetings, the need for comprehensive homeless programs was consistently ranked as one of the City's greatest needs. This need was supported by data provided in the County's 2019 Point in Time Count, as well as data maintained by the City and presented in the City's homeless dashboard.

5	Priority Need Name	Promote Economic Opportunity
	Priority Level	High
	Population	Extremely Low Low Moderate Non-housing Community Development
	Geographic Areas Affected	Citywide
	Associated Goals	Economic Development Programs
	Description	<p>To increase the supply and access of livable wage jobs within the City for low- and moderate-income residents, Santa Ana will support micro entrepreneurs to grow and expand businesses throughout the City.</p> <p>The City will prioritize growing industries in the City such as hospitality, light manufacturing and technology to promote job training and job growth.</p> <p>By addressing this need, the City will ensure that employees have the requisite skillset to succeed and businesses are well suited to effectively grow and expand operations.</p>
	Basis for Relative Priority	In consultation with economic development providers in the City as well as input through the community needs survey, job training, connecting employers with qualified employees, and business support/ assistance were identified as high needs in the City.

6	Priority Need Name	Improve City public facilities and infrastructure
	Priority Level	High
	Population	Non-housing Community Development
	Geographic Areas Affected	Citywide
	Associated Goals	Public Facilities and Infrastructure
	Description	Santa Ana has a continuing need to maintain and enhance existing public facilities and infrastructures such as community centers, parks, streets, sidewalks, alleys, and other facilities and infrastructure in the City. These needs include ensuring that public facilities are ADA accessible to ensure access for all residents.
	Basis for Relative Priority	In consultation with city staff as well as in community meetings and community survey results, the need for maintaining and improving public facilities and infrastructure was identified as a high need.

Table 56 – Priority Needs Summary

SP-30 Influence of Market Conditions – 91.215 (b)

Influence of Market Conditions

Affordable Housing Type	Market Characteristics that will influence the use of funds available for housing type
Tenant Based Rental Assistance (TBRA)	High market-rate rents in most Santa Ana neighborhoods, combined with Fair Market Rents below current market rents, limit the ability to use HOME funds for tenant-based rental assistance. Housing Choice vouchers administered by Santa Ana Housing Authority will continue to be a critical resource for low-income families and individuals and TBRA program will continue to be used as a complement to critical programs (such as rapid rehousing for homeless residents), but will not be a primary affordable housing approach within the City.
TBRA for Non-Homeless Special Needs	See TBRA above.
New Unit Production	As documented in the Needs Assessment and Market Analysis, the need for affordable housing is high throughout Santa Ana. The City will continue to use its HOME resources to serve as leverage for the development and construction of new affordable housing throughout the City.
Rehabilitation	The City will invest CDBG and HOME funds in the Housing Rehabilitation Program as a cost effective means of preserving the supply of homeowner and multi-family rental housing. Rehabilitation programs will also enable the City to prioritize the preservation of older housing stock that is at a greater risk of falling into disrepair.
Acquisition, including preservation	The City will continue to use HUD resources to prioritize the preservation of existing affordable housing in the City. As documented in the Market Analysis, more than 200 affordable units are at risk of expiring in the next five years. When possible, the City will use HOME resources and other federal and local resources to prioritize the preservation of these units. Preserving existing affordable housing is critical to maintaining a robust affordable housing stock in the City.

Table 28 – Influence of Market Conditions

SP-35 Anticipated Resources - 91.215(a)(4), 91.220(c)(1,2)

Introduction Anticipated Resources

The City of Santa Ana anticipates that it will continue to receive CDBG, HOME, and ESG funding during the duration of this Consolidated Plan cycle. When accounting for program income and prior year resources, the City anticipates that it will have the following funding to target to its strategic goals and priorities:

- CDBG: \$30,113,447
- HOME: \$9,093,495
- ESG: \$2,504,870

The table on the following page provides more detail on anticipated funding.

Program	Source of Funds	Uses of Funds	Expected Amount Available Year 1				Expected Amount Available Remainder of ConPlan \$	Narrative Description
			Annual Allocation: \$	Program Income: \$	Prior Year Resources: \$	Total: \$		
CDBG	Federal	Acquisition Admin and Planning Economic Development Housing Public Improvements Public Services	5,735,518	\$0	\$1,004,222	\$6,739,740	\$23,373,707	Funding to support housing, community and economic development activities throughout Santa Ana.
HOME	Federal	Acquisition Homebuyer assistance Homeowner rehab Multifamily rental new construction Multifamily rental rehab New construction for ownership TBRA	\$1,818,699				\$7,274,796	Funding to support the development and preservation of affordable housing throughout Santa Ana.
ESG	Federal	Conversion and rehab for transitional housing Financial Assistance Overnight shelter Rapid re-housing (rental assistance) Rental Assistance Services Transitional housing	\$500,947				\$2,003,923	Funding to support the development of homeless facilities and the delivery of services to homeless and those at-risk of becoming homeless in Santa Ana.

Table 58 - Anticipated Resources

Explain how federal funds will leverage those additional resources (private, state and local funds), including a description of how matching requirements will be satisfied

The City recognizes that the City's annual entitlement is not sufficient to meet all of the needs of the community. It is therefore important to leverage resources to achieve the goals of the City. The City works diligently with private, state and local partners to leverage the City's HUD CPD funds.

For the ESG program, matching requirements are passed to sub-recipients who demonstrate matching dollars prior to funding as well as at each quarterly invoice. ESG funds are leveraged by working with the OC Collaborative and considering other funding opportunities for various programs for the homeless population. This will include leveraging with both Housing Choice Voucher Program funding and HOME funds.

The City administration recognizes that the City's annual entitlement and formula allocations are not sufficient to meet all of its needs, and that leveraging resources is critical to achieving the City's goals. The City continues to cultivate funding partners who can match the City's investment of CDBG, HOME, and ESG funds. The need remains great, and additional funds are sought to ensure that more affordable housing and important programs and activities are available for those in need. To that end the City seeks funds from the State and grants from other entities, both public and private.

Matching requirements have been satisfied with other eligible financial resources and/or in-kind services, and the City will continue to seek this type of matching as well as financial matches.

If appropriate, describe publicly owned land or property located within the jurisdiction that may be used to address the needs identified in the plan:

The Santa Ana Housing Authority owns the parcel at 302 E. Twenty-Second Street. This parcel is approximately 27,817 square feet in size. It is currently zoned R1 for single family residences, which allows one house per lot. The vacant, undeveloped lot was purchased from CalTrans and was a remnant parcel from a freeway-widening project. The property is irregular in shape and below the minimum lot size for a residential lot. The City and Housing Authority are currently assessing the necessary variances and other approvals necessary to support development on this lot.

In addition, Santa Ana will comply with new State requirements under AB1486 and AB1255 to inventory and support developers to access and utilize surplus municipal and state land for the construction of affordable housing. If such sites are identified, the City will consider the use of HUD or other resources to assist with site preparation.

SP-40 Institutional Delivery Structure – 91.215(k)

Explain the institutional structure through which the jurisdiction will carry out its consolidated plan including private industry, non-profit organizations, and public institutions.

Responsible Entity	Responsible Entity Type	Role	Geographic Area Served
Santa Ana	Government	Homelessness Non-homeless special needs Ownership Planning Rental neighborhood improvements public facilities public services	Jurisdiction
Orange County CoC	CoC	Homelessness	Region
Santa Ana Housing Authority	Government	Public Housing	Jurisdiction
Orange County Fair Housing Council	Non-Profit	Public Services; Planning	Region
The Link	Non-Profit	Homelessness	Region
WISEPlace	Non-Profit	Homelessness	Region
MercyHouse	Non-Profit	Homelessness	Region
2-1-1	Non-Profit	Non-Housing Community Development; Public Services	Region
Santa Ana Chamber of Commerce	Private Industry	Non-Housing Community Development; Economic Development	Jurisdiction

Table 29 - Institutional Delivery Structure

Assess of Strengths and Gaps in the Institutional Delivery System

The institutional delivery system in Santa Ana is high-functioning and collaborative, particularly the relationship between city departments and the nonprofit sector comprised of a network of capable nonprofit organizations operating in Santa Ana and throughout Orange County that are delivering a full range of services to residents. Affordable housing development and preservation activities will be carried out by the Housing Department of the Community Development Agency in partnership with housing developers and contractors. The Planning and Building Agency will support code enforcement activities. Public service activities will be carried out by nonprofit organizations with support and oversight from the Community Development Agency as necessary to achieve the Strategic Plan goals. The Community

Development, Public Works and Planning and Building Agencies will work together with contractors to implement public facilities and improvement projects.

The greatest challenge in the City’s institutional delivery system is the breadth and diversity of need and exceeds the amount of available of funding to completely address all needs within the community. Consequently, even high priority needs cannot be fully funded. Further, due to the scale of need within the community – nonprofit service providers are also operating at maximum capacity. As a result, non-profit leadership has less time to dedicate to coordination and alignment with other partner agencies and organizations to strategically target needs. During this Consolidated Plan cycle, the Community Development Agency will strive to increase the efficiency of collaboration and coordination among different providers operating in the City and throughout the region.

Availability of services targeted to homeless persons and persons with HIV and mainstream services

Homelessness Prevention Services	Available in the Community	Targeted to Homeless	Targeted to People with HIV
Homelessness Prevention Services			
Counseling/Advocacy	X	X	X
Legal Assistance	X	X	X
Mortgage Assistance	X	X	X
Rental Assistance	X	X	X
Utilities Assistance	X	X	X
Street Outreach Services			
Law Enforcement	X	X	X
Mobile Clinics	X	X	X
Other Street Outreach Services	X	X	X
Supportive Services			
Alcohol & Drug Abuse	X	X	X
Child Care	X	X	X
Education	X	X	X
Employment and Employment Training	X	X	X
Healthcare	X	X	X
HIV/AIDS	X	X	X
Life Skills	X	X	X
Mental Health Counseling	X	X	X
Transportation	X	X	X
Other			
Other			

Table 30 - Homeless Prevention Services Summary

Describe how the service delivery system including, but not limited to, the services listed above meet the needs of homeless persons (particularly chronically homeless individuals and families, families with children, veterans and their families, and unaccompanied youth)

The City of Santa Ana's ESG and CDBG public service programs implemented by local nonprofit service providers may include activities focused on the provision of services to address the needs of homeless persons, particularly chronically homeless individuals, families with children, veterans and their families and unaccompanied youth. Homelessness prevention and supportive services for special needs populations are included among the priority needs in this Strategic Plan and activities serving these populations may be funded as part of the Annual Action Plan each year.

Describe the strengths and gaps of the service delivery system for special needs population and persons experiencing homelessness, including, but not limited to, the services listed above

Santa Ana has established successful partnerships among public and private sector entities in Orange County providing services for the homeless and other special needs populations. Communication and cooperation between the Community Development Agency and the partner agencies and organizations that administer activities is strong. The Homeless team within the Community Development Agency works closely with these organizations to improve regulatory compliance, monitoring, cooperation and partnerships among agencies and technical capacity of organizations involved in project delivery.

Starting in early 2018, Santa Ana piloted Quality of Life Teams (QOLTs). QOLTs multi-disciplinary are comprised of representatives of different city departments and non-profit agencies to provide more holistic support and assistance to homeless individuals within Santa Ana. The teams collaboratively work with and triage homeless individuals to assist them identify and access critical services, resources, or emergency shelter. The implementation of these teams have allowed for a more collaborative and complete response to the needs of homeless individuals within the City.

The City of Santa Ana coordinates regularly with the Orange County Continuum of Care and regional service providers and shelters to ensure that the City's resources and funding is in line with regional and state funding to address homelessness in Santa Ana and throughout Orange County.

Provide a summary of the strategy for overcoming gaps in the institutional structure and service delivery system for carrying out a strategy to address priority needs

To address the lack of resources necessary to fully support local programs in Santa Ana for special needs populations and persons experiencing homelessness, the City prioritizes services for population segments with the greatest level of need for a particular program or activity and intends to invest grant resources in high leverage opportunities where data suggests that the City and its partners will be able to maximize the impact of every dollar.

SP-45 Goals Summary – 91.215(a)(4)

Sort Order	Goal Name	Start Year	End Year	Category	Geo. Area	Needs Addressed	Funding	Goal Outcome Indicator
1	Affordable Housing Development, Maintenance, & Preservation	2020	2024	Affordable Housing	Citywide	Expand the supply of affordable housing; Preserve the supply of affordable housing	HOME: \$8,184,145 CDBG: \$7,730,780	Rental Unit Constructed: 40 units constructed Rental Unit Rehabbed: 60 units rehabilitated Homeowner Unit Rehabbed: 40 units rehabilitated Homeowner Unit Constructed: 10 units constructed Down payment Assistance: 12 households
2	Code Enforcement	2020	2024	Affordable Housing	Citywide	Preserve the supply of affordable housing	CDBG: \$4,317,237	Housing Code Enforcement/ Foreclosed Property Care: 15,000 Housing Units
3	Public Service Programs	2020	2024	Non-Homeless Special Needs; Non-Housing Community Development	Citywide	Access to and supply of public services	CDBG: \$4,342,894	Public Service activities other than Low/Moderate Income Housing Benefit: 10,000 persons
4	Homeless Services and Facilities	2020	2024	Homeless	Citywide	Increase access to and supply of homeless services and facilities	ESG: \$2,504,870	Tenant-based rental assistance/ Rapid Rehousing: 150 households assisted Homeless Person Overnight Shelter: 1,000 persons assisted Overnight/Emergency Shelter/Transitional Housing Beds Added: 50 Beds Homelessness Prevention: 175 Persons Assisted Housing for Homeless added: 400 housing units
5	Economic Development Programs	2020	2024	Non-Housing Community Development	Citywide	Promote economic opportunity	CDBG: \$301,231	Businesses Assisted: 25 Businesses Assisted
6	Public Facilities & Infrastructure	2020	2024	Non-Housing Community Development	Citywide	Improve City public facilities and infrastructure	CDBG: \$7,630,780	Public Facility or Infrastructure Activities other than Low/Moderate Income Housing Benefit: 10,000 persons
7	Program Administration & Fair Housing Services	2020	2024	All	Citywide	All	CDBG: \$5,790,525 HOME: \$909,350	Other: 5

Table 31 – Goals Summary

Goal Descriptions

Goal Name	Description
Affordable Housing Development, Maintenance, and Preservation	Provide funding for the acquisition, construction, rehabilitation and provision of affordable rental and ownership housing.
Code Enforcement	Support code enforcement activities to ensure residential properties are safe and suitable for habitation.
Public Service Programs	Working with local and regional nonprofits and service providers, Santa Ana will provide funding to ensure the provision of critical services and activities to low- and moderate-income residents and special needs populations throughout the City.
Homeless Services and Facilities	Working together with local and regional stakeholders, Santa Ana will continue to promote the implementation of a cohesive and coordinated homeless system. In doing so, Santa Ana will invest in projects that ensure that homeless households from all sub-populations are supported to return to permanent housing as quickly as possible; receive strength-based services that emphasize recovery, as needed; receive only what they need to be returned to housing quickly and to be as self-reliant as possible; and are assisted in preventing homeless from occurring in the first place. If and when necessary, Santa Ana will use HUD funding to address urgent issues and conditions impacting the health and safety of homeless residents and those at risk of becoming homeless.
Economic Development Programs	Support workforce training and development and business assistance via training, technical assistance and general support to microbusinesses operating in Santa Ana.
Public Facilities and Infrastructure	In collaboration with other city agencies, rehabilitate public facilities and streets to increase ADA accessibility, improve facilities and infrastructure to better meet the needs of residents, and implement measures to mitigate and reduce vandalism and graffiti in the City.
Program Administration and Fair Housing Services	Ensure the management of a compliant and efficient HUD programs and provide funding to promote the implementation of fair housing services and activities throughout the City.

Table 62 – Goal Description

Estimate the number of extremely low-income, low-income, and moderate-income families to whom the jurisdiction will provide affordable housing as defined by HOME 91.315(b)(2)

Over the Consolidated Plan period, Santa Ana anticipates that it will provide affordable housing to 695 households with funding from the CDBG, HOME, and ESG programs.

SP-50 Public Housing Accessibility and Involvement – 91.215(c)

Need to Increase the Number of Accessible Units (if Required by a Section 504 Voluntary Compliance Agreement)

N/A, The City of Santa Ana does not have a Section 504 Voluntary Compliance Agreement.

Activities to Increase Resident Involvements

SAHA encourages residents of Santa Ana to play a significant role in the preparation of the Consolidated Plan. This is done through presentations at community meetings, online communication, public notices, and public hearings. A broad citizen participation process was implemented with traditional and electronic communication being used to notify the community of ongoing planning efforts. The City of Santa Ana has coordinated with public agencies, private entities, and community residents through the City of Santa Ana's Neighborhood Initiatives Program (NIP). This assists more than 60 neighborhood associations in Santa Ana by providing a conduit for two-way communication between residents and the City.

Is the public housing agency designated as troubled under 24 CFR part 902?

No. The Housing Authority is not designated as troubled.

Plan to remove the 'troubled' designation

N/A, the Housing Authority does not currently have the "troubled" designation.

SP-55 Barriers to affordable housing – 91.215(h)

Barriers to Affordable Housing

A barrier to affordable housing is a public policy or nongovernmental condition that constrains the development or rehabilitation of affordable housing. Barriers can include land use controls, property taxes, state prevailing wage requirements, environmental protection, cost of land and availability of monetary resources. Barriers to affordable housing are distinguished from impediments to fair housing choice in the sense that barriers are lawful and impediments to fair housing choice are usually unlawful.

The greatest barrier to affordable housing in the City is a limited supply of resources and available land to support the development and preservation of affordable housing within the City. The City works closely with non-governmental, state and federal agencies to identify potential funding streams and resources, but these programs do not provide adequate funding to meet all housing demands within the City.

Strategy to Remove or Ameliorate the Barriers to Affordable Housing

The City will continue to actively fund the development and preservation of affordable housing as well as identify opportunities to leverage and utilize additional state, local, or non-governmental funding resources to develop and preserve additional housing throughout the City.

Through the City's compliance with AB 1486 (Surplus Lands Act) as well as a constant monitoring of state land made available through Executive Order N-06-19, the City will look to identify potential parcels of underutilized land that can be leveraged for potential affordable housing development.

SP-60 Homelessness Strategy – 91.215(d)

The needs of individuals experiencing homelessness and persons with special needs are complex and require a wide range of specialized services. Numerous agencies are typically involved in the care of these individuals, providing distinct services such as housing, mental health counseling, employment training, and case management services. A number of activities and services are funded to help the needs of individuals experiencing homelessness and other special needs populations. Overall, these services address the high priority of reducing homelessness and the threat of becoming homeless, as well as providing necessary supportive services.

Reaching out to homeless persons (especially unsheltered persons) and assessing their individual needs

Through this Strategic Plan, the City of Santa Ana will continue to prioritize support and assistance to homeless persons and those at imminent risk of becoming homeless. Through HUD and non-HUD resources, the City will continue to:

1. Prioritize street outreach through Quality of Life Teams
2. Preserve existing and increase the supply of permanent supportive housing
3. Preserve existing and increase the supply of affordable housing
4. Provide housing services and assistance to special needs populations
5. Improve critical services to low-income and special needs populations
6. Coordinate services within the City as well as regionally in collaboration with the Continuum of Care
7. Collaborate with all communities in Orange County to address homelessness with coordinated, regional approaches

Addressing the emergency and transitional housing needs of homeless persons

The County of Orange operates a year-round emergency shelter in the Civic Center of Santa Ana that provides safe sleep and emergency shelter for over 400 individuals each night, and food and supportive services for over 600 individuals on a daily basis. The ESG funded HEART outreach team, City Net and Illumination Foundation organizations provide outreach and engagement services in and around the shelter as well as other locations in the City. The County also runs an emergency cold-weather shelter in Santa Ana during the winter for approximately 200 individuals. In addition to these shelters, the one year actions will address the needs of individuals who are homeless that includes unaccompanied women, victims of domestic violence, chronically homeless individuals and families, families with children, veterans and their families, and unaccompanied youth. The range of services include emergency shelter, transitional housing and permanent supportive housing. ESG funds will provide assistance for street outreach services, homeless prevention and rapid re-housing.

Helping homeless persons (especially chronically homeless individuals and families, families with children, veterans and their families, and unaccompanied youth) make the transition to permanent housing and independent living, including shortening the period of time that

individuals and families experience homelessness, facilitating access for homeless individuals and families to affordable housing units, and preventing individuals and families who were recently homeless from becoming homeless again.

The City supports a number of programs to assist low-income individuals and families to avoid becoming homeless, including Section 8 Housing Choice vouchers. Other support services, such as job and training assistance, food assistance, and counseling are also available to help individuals recover from homelessness and to avoid becoming homeless. The City works closely with the Continuum of Care who provides oversight for the Vulnerability Index - Service Prioritization Decision Assistance Tool (VI-SPDAT) to prioritize the most vulnerable chronically homeless individuals. Case management services are offered in all programs to help prevent individuals from falling back into homelessness. In addition, the Housing Authority of the City of Santa Ana has recently been awarded VASH project-based vouchers for permanent supportive housing for Veterans experiencing homelessness. These 100 vouchers are in addition to the current Vouchers with two projects already in the pipeline. An RFP will be released shortly for these additional vouchers.

Help low-income individuals and families avoid becoming homeless, especially extremely low-income individuals and families who are likely to become homeless after being discharged from a publicly funded institution or system of care, or who are receiving assistance from public and private agencies that address housing, health, social services, employment, education or youth needs

The goals listed above will help these individuals and families to avoid becoming homelessness. The ESG program will fund homelessness prevention programs including utility and security deposit assistance as well as rental assistance. The HEART program, funded by ESG provides bus tickets for individuals interested in returning to their home; often following a release from a correctional facility. Additionally, the County of Orange is equipped to serve people discharged from publicly funded institutions or systems of care such as health care facilities or correction programs

SP-65 Lead based paint Hazards – 91.215(i)

Actions to address LBP hazards and increase access to housing without LBP hazards

The Residential Lead Based Paint Hazard Reduction Act of 1992 (Title X) emphasizes prevention of childhood lead poisoning through housing-based approaches. This strategy requires the City to implement programs that protect children living in older housing from lead hazards.

Overall, the City has a relatively older housing stock, with 60,335 of the City's 74,755 total housing units (80.7%) built before 1980 according to ACS data. These units have the potential to contain lead-based paint. In these units, the best way to have reasonable assurance that lead-based paint hazards are not present is to have the painted surfaces tested.

According to the standard lead paint testing costs, a typical lead-based paint screening survey costs approximately \$450. To reduce lead-based paint hazards, the City of Santa Ana takes the following actions:

- Monitor the lead-poisoning data maintained by the Orange County Department of Health Services (OCDHS). According to the State of California Department of Public Health, there were 75 incidents of Orange County children with blood lead levels greater than 9.5 micrograms per deciliter in 2015. This includes 66 children under the age of 6, and 9 children between the ages of 6 and 21.
- Educate residents on the health hazards of lead-based paint through the use of brochures and encourage screening children for elevated blood-lead levels.
- Disseminate brochures about lead hazards through organizations such as the Fair Housing Foundation and the City's Building Department.

How are the actions listed above related to the extent of lead poisoning and hazards?

Over time, the actions listed above will promote greater awareness of the hazards of lead-based paint to children and will also address unsafe housing conditions in pre-1978 units where children may potentially be exposed to lead-based paint hazards.

How are the actions listed above integrated into housing policies and procedures?

When implementing a residential rehabilitation program, the City disseminates brochures provided by the U.S. Environmental Protection Agency to all applicants as part of the transmittal of the program application. Any unit receiving assistance through the program that was built prior to January 1, 1978 will be tested for lead-based paint. If lead-based paint is present, appropriate abatement procedures are implemented as part of the rehabilitation contract consistent with the requirements of 24 CFR Part 35.

SP-70 Anti-Poverty Strategy – 91.215(j)

Jurisdiction Goals, Programs and Policies for reducing the number of Poverty-Level Families

Similar to other communities in Orange County and across the nation, poverty continues to be a significant challenge. According to the 2011-2015 American Community Survey 5-Year Estimates, there are 72,074 (22.1%) Santa Ana residents living in poverty. By educational attainment, the greatest share of those living below the poverty line are those with less than a high school degree (24.8%). Of the workforce, 21.4% of those who worked part-time or for part of the year were below the poverty line and more than 30% of those who did not work at all lived below the poverty line.

In an effort to meaningfully address this challenge, all goals of the 2020 - 2024 Strategic Plan are aligned to support activities that promote the availability of affordable housing and provide essential services that directly benefit low- and moderate-income residents. In the implementation of the Plan, the City will prioritize funding for activities that most effectively address the Plan goals over the next five years. This strategy will emphasize using CDBG funds to help individuals and families rise out of poverty to long-term self-sufficiency.

Through these programs, as well as other housing, community development, economic development, and social services funded with other federal, state, local and non-governmental resources, the City will strive to reduce the absolute number and relative share of residents living below the poverty line.

How are the Jurisdiction poverty reducing goals, programs, and policies coordinated with this affordable housing plan

Santa Ana is a high housing cost area and, as noted in the Market Analysis, has continued to see a rapid increase in housing costs (both rental and homeownership) while incomes have not increased at the same rate.

Data collected by the National Low-Income Housing Coalition in the 2019 Out of Reach Report indicates that the median wage needed to afford a two-bedroom apartment in Orange County is \$81,480. A minimum wage earner must work 131 hours per week to afford that same two-bedroom unit. Even if a household can earn the necessary amount for rent, many families do not have safety-net resources such as savings or local family to support them through a financial crisis. A job loss, sudden illness or rent increase can often push the family beyond their financial limits and result in the loss of their home.

National funding limitations on affordable housing development, preservation, and Section 8 Housing Choice Vouchers has resulted in long wait lists and limitations in the number of households that can be assisted within the City. This consequently creates a gap of those households in need of assistance and the availability of the assistance.

Through the goals set forth in this Consolidated Plan, the City will continue to target programs and services to benefit low- and moderate-income residents and households and reduce the number of those living near or below the poverty level.

SP-80 Monitoring – 91.230

Describe the standards and procedures that the jurisdiction will use to monitor activities carried out in furtherance of the plan and will use to ensure long-term compliance with requirements of the programs involved, including minority business outreach and the comprehensive planning requirements

To ensure that HUD funds are used efficiently and in compliance with applicable regulations, the City provides technical assistance to all subrecipients at the beginning of each program year and monitors subrecipients throughout the program year.

Technical Assistance

To enhance compliance with federal program regulations, the City provides an annual Notice of Funding Availability (NOFA) workshop to review the Plan goals, program requirements and available resources with potential applicants. Subsequent to the approval of the Annual Action Plan, a mandatory subrecipient workshop is held to review program regulations in detail, to provide useful forms and resources for documenting compliance and to review the City's compliance procedures and requirements. Additionally, individualized technical assistance is provided on an as-needed basis throughout a program year.

Activity Monitoring

All activities are monitored, beginning with a detailed review upon receipt of an application to determine eligibility, conformance with a National Objective and conformance with a Plan goal. This review also examines the proposed use of funds, eligibility of the service area, eligibility of the intended beneficiaries and likelihood of compliance with other federal requirements such as the National Environmental Policy Act, the System for Award Management (SAM) debarment list, prevailing wage, Minority and Women Business Enterprise, Section 3 and federal acquisition and relocation regulations, as applicable.

Subrecipients are required to submit an audit and other documentation to establish their capacity, and any findings noted in the audit are reviewed with the applicant. Eligible applications are then considered for funding. Once funded, desk monitoring includes ongoing review of required quarterly performance reports. For CDBG public service activities, an on-site monitoring is conducted once every two (2) years, or more frequently as needed to ensure compliance. These reviews include both a fiscal and programmatic review of the subrecipient's activities. The reviews determine if the subrecipient is complying with the program regulations and City contract. Areas routinely reviewed include overall administration, financial systems, appropriateness of program expenditures, program delivery, client eligibility determination and documentation, reporting systems, and achievement toward achieving contractual goals. Following the monitoring visit, a written report is provided delineating the results of the review and any findings of non-compliance and the required corrective action. Subrecipients normally have 30 days to provide the City with corrective actions taken to address any noted findings. Individualized technical assistance is provided, as noted above, as soon as compliance concerns are identified. For CDBG capital projects, monitoring also includes compliance with regulatory agreement requirements

Annual Action Plan

AP-15 Expected Resources – 91.220(c)(1,2)

Introduction

The City of Santa Ana anticipates that it will continue to receive CDBG, HOME, and ESG funding during the duration of this Consolidated Plan cycle. When accounting for program income and prior year resources, the City anticipates that it will have the following funding to target to its strategic goals and priorities:

- CDBG: \$30,123,118
- HOME: \$9,093,495
- ESG: \$2,504,870

The table on the following page provides more detail on anticipated funding for the 2020 program year.

Anticipated Resources

Program	Source of Funds	Uses of Funds	Expected Amount Available Year 1				Expected Amount Available Remainder of ConPlan \$	Narrative Description
			Annual Allocation: \$	Program Income: \$	Prior Year Resources: \$	Total: \$		
CDBG	Federal	Acquisition Admin and Planning Economic Development Housing Public Improvements Public Services	5,735,518	\$0	\$1,004,222	\$6,739,740	\$22,942,072	Funding to support housing, community and economic development activities throughout Santa Ana.
HOME	Federal	Acquisition Homebuyer assistance Homeowner rehab Multifamily rental new construction Multifamily rental rehab New construction for ownership TBRA	\$1,818,699			\$1,818,699	\$7,274,796	Funding to support the development and preservation of affordable housing throughout Santa Ana.
ESG	Federal	Conversion and rehab for transitional housing Financial Assistance Overnight shelter Rapid re-housing (rental assistance) Rental Assistance Services Transitional housing	\$500,947			\$500,947	\$2,003,788	Funding to support the development of homeless facilities and the delivery of services to homeless and those at-risk of becoming homeless in Santa Ana.

Table 63 - Expected Resources – Priority Table

Explain how federal funds will leverage those additional resources (private, state and local funds), including a description of how matching requirements will be satisfied

The City recognizes that the City's annual entitlement is not sufficient to meet all of the needs of the community. It is therefore important to leverage resources to achieve the goals of the City. The City works diligently with private, state and local partners to leverage the City's HUD CPD funds.

For the ESG program, matching requirements are passed to sub-recipients who demonstrate matching dollars prior to funding as well as at each quarterly invoice. ESG funds are leveraged by working with the OC Collaborative and considering other funding opportunities for various programs for the homeless population. This will include leveraging with both Housing Choice Voucher Program funding and HOME funds.

The City administration recognizes that the City's annual entitlement and formula allocations are not sufficient to meet all of its needs, and that leveraging resources is critical to achieving the City's goals. The City continues to cultivate funding partners who can match the City's investment of CDBG, HOME, and ESG funds. The need remains great, and additional funds are sought to ensure that more affordable housing and important programs and activities are available for those in need. To that end the City seeks funds from the State and grants from other entities, both public and private.

Matching requirements have been satisfied with other eligible financial resources and/or in-kind services, and the City will continue to seek this type of matching as well as financial matches.

If appropriate, describe publicly owned land or property located within the jurisdiction that may be used to address the needs identified in the plan

The Santa Ana Housing Authority owns the parcel at 302 E. Twenty-Second Street. This parcel is approximately 27,817 square feet in size. It is currently zoned R1 for single family residences, which allows one house per lot. The vacant, undeveloped lot was purchased from CalTrans and was a remnant parcel from a freeway-widening project. The property is irregular in shape and below the minimum lot size for a residential lot. The City and Housing Authority are currently assessing the necessary variances and other approvals necessary to support development on this lot.

In addition, Santa Ana will comply with new State requirements under AB1486 and AB1255 to inventory and support developers to access and utilize surplus municipal and state land for the construction of affordable housing. If such sites are identified, the City will consider the use of HUD or other resources to assist with site preparation.

AP-20 Annual Goals and Objectives – 91.220(c)(3)

Sort Order	Goal Name	Start Year	End Year	Category	Geo. Area	Needs Addressed	Funding	Goal Outcome Indicator
1	Affordable Housing Development, Maintenance, & Preservation	2020	2024	Affordable Housing	Citywide	Expand the supply of affordable housing; Preserve the supply of affordable housing	HOME: \$1,636,829 CDBG: \$1,687,047	Rental Unit Constructed: 2 units constructed Rental Unit Rehabbed: 17 units rehabilitated Homeowner Unit Rehabbed: 14 units rehabilitated Down payment Assistance: 3 households
2	Code Enforcement	2020	2024	Affordable Housing	Citywide	Preserve the supply of affordable housing	CDBG: \$800,000	Housing Code Enforcement/ Foreclosed Property Care: 3,000 Housing Units
3	Public Service Programs	2020	2024	Non-Homeless Special Needs; Non-Housing Community Development	Citywide	Access to and supply of public services	CDBG: \$855,173	Public Service activities other than Low/Moderate Income Housing Benefit: 2,000 persons
4	Homeless Services & Facilities	2020	2024	Homeless	Citywide	Increase access to and supply of homeless services and facilities	ESG: \$500,947	Homeless Person Overnight Shelter: 200 persons assisted Overnight/Emergency Shelter/Transitional Housing Beds Added: 10 Beds Homelessness Prevention: 35 Persons Assisted Housing for Homeless added: 80 housing units
5	Economic Development Programs	2020	2024	Non-Housing Community Development	Citywide	Promote economic opportunity	CDBG: \$72,926	Businesses Assisted: 5 Businesses Assisted
6	Public Facilities & Infrastructure	2020	2024	Non-Housing Community Development	Citywide	Improve City public facilities and infrastructure	CDBG: \$2,184,364	Public Facility or Infrastructure Activities other than Low/Moderate Income Housing Benefit: 2,500 persons
7	Program Administration & Fair Housing Services	2020	2024	All	Citywide	All	CDBG: \$1,140,230 HOME: \$181,870	Other: 2 Persons Assisted 500 persons assisted

Table 32 – Goals Summary

Goal Descriptions

Goal Name	Description
Affordable Housing Development, Maintenance, and Preservation	Provide funding for the acquisition, construction, rehabilitation and provision of affordable rental and ownership housing.
Code Enforcement	Support code enforcement activities to ensure residential properties are safe and suitable for habitation
Public Service Programs	Working with local and regional nonprofits and service providers, Santa Ana will provide funding to ensure the provision of critical services and activities to low- and moderate-income residents and special needs populations throughout the City.
Homeless Services and Facilities	Working together with local and regional stakeholders, Santa Ana will continue to promote the implementation of a cohesive and coordinated homeless system. In doing so, Santa Ana will invest in projects that ensure that homeless households from all sub-populations are supported to return to permanent housing as quickly as possible; receive strength-based services that emphasize recovery, as needed; receive only what they need to be returned to housing quickly and to be as self-reliant as possible; and are assisted in preventing homeless from occurring in the first place.
Economic Development Programs	Support workforce training and development and business assistance via training, technical assistance and general support to microbusinesses operating in Santa Ana.
Public Facilities and Infrastructure	In collaboration with other city agencies, rehabilitate public facilities and streets to increase ADA accessibility, improve facilities and infrastructure to better meet the needs of residents, and implement measures to mitigate and reduce vandalism and graffiti in the City.
Program Administration and Fair Housing Services	Ensure the management of a compliant and efficient HUD programs and provide funding to promote the implementation of fair housing services and activities throughout the City.

Table 65 – Goal Description

AP-35 Projects – 91.220(d)

Introduction

During Program Year 2020, the City of Santa Ana will prioritize and fund the projects listed below.

Projects

#	Project Name
1	CDBG Program Administration
2	CDBG Fair Housing
3	CDBG Code Enforcement
4	CDBG Economic Development
5	CDBG Library Improvements
6	CDBG Parks and Public Facilities Improvements
7	CDBG Neighborhood Sponsored Improvements
8	CDBG Housing Rehabilitation
9	CDBG Public Services
10	ESG-PY20 – Homeless Activities
11	HOME Program Administration
12	HOME SF Rehabilitation
13	HOME Affordable Housing
14	HOME CHDO

Table 66 – Project Information

Describe the reasons for allocation priorities and any obstacles to addressing underserved needs

Santa Ana uses a place-based strategy during the planning period. The geographic distribution of funding is predicated somewhat on the nature of the activity to be funded. It is the City's intent to fund activities in the areas most directly affected by the needs of low-income residents and those with other special needs. The Annual Action Plan directs investment geographically to an area benefit neighborhood. The City will continue to work closely with its partners to identify and overcome any obstacles to address the needs of underserved populations.

AP-38 Project Summary

Project Summary Information

1	Project Name	CDBG Administration
	Target Area	n/a – The City does not use target areas for CPD funding
	Goals Supported	All
	Needs Addressed	All
	Funding	CDBG: \$1,080,230
	Description	Overall administration of the CDBG Program including: completion of grant application, oversight of citizen participation process, development of annual funding contracts with agencies, set up of projects in HUD funds disbursement system and draw down funds, implementation of projects and compliance with HUD reporting requirements. Eligibility of this activity is based on Section 105(a)(13) of HUD's regulation.
	Target Date	6/30/2021
	Estimate the number and type of families that will benefit from the proposed activities	n/a
	Location Description	Citywide
	Planned Activities	Planning and Administration of the CDBG Program
2	Project Name	CDBG Fair Housing
	Target Area	n/a – The City does not use target areas for CPD funding
	Goals Supported	Program Administration and Fair Housing Services
	Needs Addressed	Expand the supply of affordable housing; preserve the supply of affordable housing
	Funding	CDBG: \$60,000

	Description	Provide funding and resources to the Fair Housing Council of Orange County to promote fair housing and combat housing discrimination within the City of Santa Ana.
	Target Date	6/30/2021
	Estimate the number and type of families that will benefit from the proposed activities	500 persons assisted through various fair housing activities.
	Location Description	Citywide
	Planned Activities	Provide funding for administrative and program staff to complete fair housing education, tenant counseling, and fair housing enforcement activities in Santa Ana.
3	Project Name	CDBG Code Enforcement
	Target Area	n/a – The City does not use target areas for CPD funding
	Goals Supported	Code Enforcement
	Needs Addressed	Preserve the supply of affordable housing
	Funding	CDBG: \$800,000
	Description	Support the Community Preservation Division’s goal of improving neighborhoods through a number of facets including enforcement of laws which create life safety risks and contribute to neighborhood blight.
	Target Date	6/30/2021
	Estimate the number and type of families that will benefit from the proposed activities	3,000 households will benefit from this proposed activity.
	Location Description	This activity will be carried out citywide in CDBG eligible neighborhoods.
	Planned Activities	Provide funding to city staff to conduct code enforcement activities in CDBG eligible geographies.
	Project Name	CDBG Economic Development

4	Target Area	n/a – The City does not use target areas for CPD funding
	Goals Supported	Economic Development Programs
	Needs Addressed	Promote economic opportunity
	Funding	CDBG: \$72,926
	Description	Through the delivery of technical assistance and coaching, support microbusinesses to be better suited to grow and prosper within the City of Santa Ana.
	Target Date	6/30/2021
	Estimate the number and type of families that will benefit from the proposed activities	5 microbusinesses will be assisted as a result of this activity
	Location Description	This activity will occur citywide with eligible businesses
	Planned Activities	Provide technical assistance, training, and financial assistance (up to \$5,000) to eligible microbusinesses within the City of Santa Ana. Grants may be used to cover business expenses such as rent, insurance cost, utility connections, advertising and other business-related needs. Additional funding for staff oversight and management.
5	Project Name	CDBG Library Improvements
	Target Area	n/a – The City does not use target areas for CPD funding
	Goals Supported	Public Facilities and Infrastructure
	Needs Addressed	Improve City public facilities and infrastructure
	Funding	CDBG: \$700,000
	Description	Renovation of the Santa Ana Main Library to ensure it continues to meet the needs of Santa Ana residents.
	Target Date	6/30/2021

	Estimate the number and type of families that will benefit from the proposed activities	1,000 low- and moderate-income residents will benefit from this activity.
	Location Description	Santa Ana Main Library - 26 Civic Center Plaza, Santa Ana, CA 92701
	Planned Activities	Renovation will include the demolition of existing windows and the purchase and installation of new windows and weatherproofing.
6	Project Name	CDBG Parks and Public Facilities Improvements
	Target Area	n/a – The City does not use target areas for CPD funding
	Goals Supported	Public Facilities and Infrastructure
	Needs Addressed	Improve City public facilities and infrastructure
	Funding	CDBG: \$1,434,364
	Description	Conduct improvements to parks and open spaces to ensure they continue to adequately meet the needs of Santa Ana residents.
	Target Date	6/30/2021
	Estimate the number and type of families that will benefit from the proposed activities	1,000 low- and moderate-income residents will benefit from this activity.
	Location Description	Public parks and open spaces in CDBG eligible areas.
	Planned Activities	Complete park improvements such as updated landscaping and ADA compliance in parks and open spaces in CDBG eligible areas.
7	Project Name	CDBG Neighborhood Sponsored Improvements
	Target Area	n/a – The City does not use target areas for CPD funding
	Goals Supported	Public Facilities and Infrastructure
	Needs Addressed	Improve City public facilities and infrastructure

	Funding	CDBG: \$50,000
	Description	Improve the neighborhood quality of those areas most impacted by gang graffiti and vandalism.
	Target Date	6/30/2021
	Estimate the number and type of families that will benefit from the proposed activities	500 low- and moderate-income families will benefit from this activity.
	Location Description	Activities will be conducted in CDBG eligible areas.
	Planned Activities	Install maintenance free, commercial grade, artificial ivy in eligible neighborhoods that are severely impacted by gang graffiti and vandalism.
8	Project Name	CDBG Housing
	Target Area	n/a – The City does not use target areas for CPD funding
	Goals Supported	Affordable Housing Development, Maintenance, and Preservation
	Needs Addressed	Preserve the supply of affordable housing
	Funding	CDBG: \$1,687,047
	Description	Finance the rehabilitation of single-family owner properties and multi-family rental properties for residential purposes and provide down payment assistance to eligible households
	Target Date	6/30/2021
	Estimate the number and type of families that will benefit from the proposed activities	18 units will be rehabilitated through this project and two households will be assisted via down payment assistance; benefitting 20 low- and moderate-income households.
	Location Description	Activities will be conducted citywide.
	Planned Activities	CDBG funds to support the rehabilitation of owner and rental units within the City; down payment assistance will be offered through the City's existing Down Payment Assistance Loan Program to income-eligible households to help meet down payment and closing cost requirements.

9	Project Name	CDBG Public Services
	Target Area	n/a – The City does not use target areas for CPD funding
	Goals Supported	Public Service Programs
	Needs Addressed	Access to and supply of public services
	Funding	\$855,173
	Description	The City will fund a series of nonprofits that target critical services and benefits for low- and moderate-income residents and special need residents (elderly, youth, homeless, victims of domestic violence, disabled, and other vulnerable populations) in the community.
	Target Date	6/30/2021
	Estimate the number and type of families that will benefit from the proposed activities	2,000 low- and moderate-income residents will benefit from these activities
	Location Description	Citywide through multiple nonprofit and community-oriented organizations.
	Planned Activities	The City will provide funding for staff and organizations to provide and deliver a range of services and functions to low- and moderate-income and special need residents throughout the City. Anticipated organizations funded include: Radiant Health Centers, America on Track, Boys and Girls Club of Santa Ana, Community Action Partnerships of OC, Community Health Initiative Orange County, Somcommunity SeniorServ, Delhi Center, Girl’s Inc. of Orange County, Human Options, Lutheran Social Services of So. Cal, Nati’s House, OC Children’s Therapeutic Arts Center, Public Law Center, Pure Game, Relampago del Cielo, Taller San Jose Hope Builders, The Cambodian Family, WISEPlace, Women’s Journey Foundation, and YMCA of OC.
10	Project Name	ESG PY20 – Homeless Activities
	Target Area	n/a – The City does not use target areas for CPD funding
	Goals Supported	Homeless Services and Facilities
	Needs Addressed	Increase access to and supply of homeless services and facilities

	Funding	ESG: \$500,947
	Description	Emergency Solutions Grant project activities including Street Outreach and Engagement, Emergency Shelter, Homeless Prevention, Rapid Re-Housing, Data and Administration oversight and monitoring.
	Target Date	6/30/2021
	Estimate the number and type of families that will benefit from the proposed activities	325 homeless and/ or at risk of becoming homeless households will benefit from these activities
	Location Description	n/a – The City does not use target areas for CPD funding
	Planned Activities	The City will fund the following eligible services: <ul style="list-style-type: none"> • Street Outreach: \$51,880 • Shelter Operations and Essential Services: \$221,468 • Homeless Prevention: \$25,000 • Rapid Rehousing: \$150,000 • HMIS: \$15,028 • Administration: \$37,571
11	Project Name	Home Program Administration
	Target Area	n/a – The City does not use target areas for CPD funding
	Goals Supported	Program Administration and Fair Housing Services
	Needs Addressed	Preserve the supply of affordable housing; expand the supply of affordable housing
	Funding	HOME: \$181,870
	Description	Ensure compliant and efficient oversight of all HOME funded activities.
	Target Date	6/30/2021

	Estimate the number and type of families that will benefit from the proposed activities	N/A
	Location Description	N/A
	Planned Activities	Provide funding to staff and city agencies to oversee and manage the HOME program to ensure compliance with HUD rules and regulations.
12	Project Name	HOME Rehabilitation
	Target Area	n/a – The City does not use target areas for CPD funding
	Goals Supported	Affordable Housing Development, Maintenance, and Preservation
	Needs Addressed	Preserve the supply of affordable housing
	Funding	HOME: \$100,000
	Description	The City will provide funding to single-family homeowners to complete critical rehabilitation activities to their property.
	Target Date	6/30/2021
	Estimate the number and type of families that will benefit from the proposed activities	5 homeowner units will be rehabilitated through this activity; benefiting 5 households.
	Location Description	Applications are open for residents citywide.
	Planned Activities	Conduct critical rehabilitation to homeowners to ensure properties are safe and suitable and meet Federal HQS standards and health, safety, and applicable building standards.
13	Project Name	HOME Affordable Housing
	Target Area	n/a – The City does not use target areas for CPD funding
	Goals Supported	Affordable Housing Development, Maintenance, and Preservation
	Needs Addressed	Preserve the supply of affordable housing; expand the supply of affordable housing

	Funding	HOME: \$1,264,024
	Description	HOME funds will be used for activities related to new construction or acquisition and rehabilitation of affordable rental or ownership housing and provide financial assistance to low-income homebuyers.
	Target Date	6/30/2021
	Estimate the number and type of families that will benefit from the proposed activities	Through this project, 6 income-eligible households will benefit from new construction and rehabilitation activities and one homebuyer will benefit from down payment assistance.
	Location Description	The City will identify eligible projects citywide.
	Planned Activities	Through an RFP process, identify eligible new construction, acquisition, or rehabilitation activities to increase the supply of affordable housing within the City of Santa Ana.
14	Project Name	HOME CHDO
	Target Area	n/a – The City does not use target areas for CPD funding
	Goals Supported	Affordable Housing Development, Maintenance, and Preservation
	Needs Addressed	Preserve the supply of affordable housing; expand the supply of affordable housing
	Funding	HOME: \$272,805
	Description	HOME funds will be used for CHDO-qualified projects within the City of Santa Ana.
	Target Date	6/30/2021
	Estimate the number and type of families that will benefit from the proposed activities	4 households will benefit from the development or rehabilitation of rental housing.
	Location Description	The City will identify eligible projects citywide.
	Planned Activities	In collaboration with an eligible CHDO, the City will support the acquisition, development, or rehabilitation of affordable rental housing.

Table 67 – Project Descriptions

AP-50 Geographic Distribution – 91.220(f)

Description of the geographic areas of the entitlement (including areas of low-income and minority concentration) where assistance will be directed

HUD resources will be prioritized throughout the City with the primary objective of meeting the needs of low- and moderate-income residents in the City. When evaluating potential projects and programs, the City will ensure that projects are structured to prioritize areas where there is a higher concentration of low- and moderate-income residents. The map below indicates Census block groups in which at least 51% of the residents are low- or moderate-income residents. The City will prioritize funding in these block groups. A detailed description of minority and low-income concentration is provided in the Consolidated Plan in the MA-50 section.



Figure 12 – CDBG Low-Mod Census Block Groups

Geographic Distribution

Target Area	Percentage of Funds
Citywide	100%

Table 33 - Geographic Distribution

Rationale for the priorities for allocating investments geographically

The City of Santa Ana does not use specific target areas to guide the allocation of funding. The City prioritizes funding that meets community needs and complies with HUD regulations/ requirements.

AP-55 Affordable Housing – 91.220(g)

Introduction

The Annual Action Plan specifies goals for the number of homeless, non-homeless, and special needs households to be provided affordable housing within the program year. The plan also indicates the number of affordable housing units that will be provided by program type, including rental assistance, production of new units, rehabilitation of existing units, or acquisition of existing units. For the purpose of this section, the term "affordable housing" is defined in the HOME regulations at 24 CFR 92.252 for rental housing and 24 CFR 92.254 for homeownership.

The City of Santa Ana does not prioritize specific housing programs for special needs populations but serves these populations through all housing programs.

One Year Goals for the Number of Households to be Supported	
Homeless	80
Non-Homeless	36
Special-Needs	
Total	116

Table 69 - One Year Goals for Affordable Housing by Support Requirement

One Year Goals for the Number of Households Supported Through	
Rental Assistance	
The Production of New Units	82
Rehab of Existing Units	31
Acquisition of Existing Units	3
Total	116

Table 70 - One Year Goals for Affordable Housing by Support Type

AP-60 Public Housing – 91.220(h)

Introduction

The Santa Ana Housing Authority administers 1,793 Housing Choice Vouchers and does not own or operate and public housing units. The Santa Ana Housing Authority was consulted during this consolidated planning process. It is the intention of the Authority to continue to provide safe, attractive affordable housing to its HCV clients.

Actions planned during the next year to address the needs to public housing

Not applicable, the City of Santa Ana does not manage public housing developments.

Actions to encourage public housing residents to become more involved in management and participate in homeownership

SAHA increases resident involvement through resident involvement in presentations at community meetings, online communication, public notices, and public hearings. A broad citizen participation process is maintained with traditional and electronic communication being used to notify the community of ongoing planning efforts. The City of Santa Ana maintains coordination with public agencies, private entities, and community residents through the City of Santa Ana's Neighborhood Initiatives Program (NIP). This assists more than 60 neighborhood associations in Santa Ana by providing a conduit for two-way communication between residents and the City. Grant funding is administered to increase housing availability and accessibility to residents to encourage greater participation in homeownership.

If the PHA is designated as troubled, describe the manner in which financial assistance will be provided or other assistance

Not applicable.

AP-65 Homeless and Other Special Needs Activities – 91.220(i)

Introduction

The needs of individuals experiencing homelessness and persons with special needs are complex and require a wide range of specialized services. Numerous agencies are typically involved in the care of these individuals, providing distinct services such as housing, mental health counseling, employment training, and case management services. A number of activities and services are funded to help the needs of individuals experiencing homelessness and other special needs populations. Overall, these services address the high priority of reducing homelessness and the threat of becoming homeless, as well as providing necessary supportive services.

Describe the jurisdictions one-year goals and actions for reducing and ending homelessness including:

Reaching out to homeless persons (especially unsheltered persons) and assessing their individual needs

Through this Action Plan, the City of Santa Ana will continue to prioritize support and assistance to homeless persons and those at imminent risk of becoming homeless. Through HUD and non-HUD resources, the City will continue to:

1. Prioritize street outreach through Quality of Life Teams
2. Preserve existing and increase the supply of permanent supportive housing
3. Preserve existing and increase the supply of affordable housing
4. Provide housing services and assistance to special needs populations
5. Improve critical services to low-income and special needs populations
6. Coordinate services within the City as well as regionally in collaboration with the Continuum of Care
7. Collaborate with all communities in Orange County to address homelessness with coordinated, regional approaches

Addressing the emergency shelter and transitional housing needs of homeless persons

The County of Orange operates a year-round emergency shelter in the Civic Center of Santa Ana that provides safe sleep and emergency shelter for over 400 individuals each night, and food and supportive services for over 600 individuals on a daily basis. The ESG funded HEART outreach team, City Net and Illumination Foundation organizations provide outreach and engagement services in and around the shelter as well as other locations in the City. The County also runs an emergency cold-weather shelter in Santa Ana during the winter for approximately 200 individuals. In addition to these shelters, the one year actions will address the needs of individuals who are homeless that includes unaccompanied women, victims of domestic violence, chronically homeless individuals and families, families with children, veterans and their families, and unaccompanied youth. The range of services include emergency shelter,

transitional housing and permanent supportive housing. ESG funds will provide assistance for street outreach services, homeless prevention and rapid re-housing.

Helping homeless persons (especially chronically homeless individuals and families, families with children, veterans and their families, and unaccompanied youth) make the transition to permanent housing and independent living, including shortening the period of time that individuals and families experience homelessness, facilitating access for homeless individuals and families to affordable housing units, and preventing individuals and families who were recently homeless from becoming homeless again

The City supports a number of programs to assist low-income individuals and families to avoid becoming homeless, including Section 8 Housing Choice vouchers. Other support services, such as job and training assistance, food assistance, and counseling are also available to help individuals recover from homelessness and to avoid becoming homeless. The City works closely with the Continuum of Care who provides oversight for the Vulnerability Index - Service Prioritization Decision Assistance Tool (VI-SPDAT) to prioritize the most vulnerable chronically homeless individuals. Case management services are offered in all programs to help prevent individuals from falling back into homelessness. In addition, the Housing Authority of the City of Santa Ana has recently been awarded VASH project-based vouchers for permanent supportive housing for Veterans experiencing homelessness. These 100 vouchers are in addition to the current Vouchers with two projects already in the pipeline. An RFP will be released shortly for these additional vouchers.

Helping low-income individuals and families avoid becoming homeless, especially extremely low-income individuals and families and those who are: being discharged from publicly funded institutions and systems of care (such as health care facilities, mental health facilities, foster care and other youth facilities, and corrections programs and institutions); or, receiving assistance from public or private agencies that address housing, health, social services, employment, education, or youth needs

The goals listed above will help these individuals and families to avoid becoming homelessness. The ESG program will fund homelessness prevention programs including utility and security deposit assistance as well as rental assistance. The HEART program, funded by ESG provides bus tickets for individuals interested in returning to their home; often following a release from a correctional facility. Additionally, the County of Orange is equipped to serve people discharged from publicly funded institutions or systems of care such as health care facilities or correction programs

AP-75 Barriers to affordable housing – 91.220(j)

Introduction:

The City evaluated barriers and constraints to the development of affordable housing as a critical component of the Housing Element. The California Department of Housing and Community has certified Santa Ana's Housing Element. In addition, the City of Santa Ana is currently updating its Analysis of Impediments to Fair Housing Choice to ensure the City is affirmatively furthering fair housing for all residents of Santa Ana.

Actions it planned to remove or ameliorate the negative effects of public policies that serve as barriers to affordable housing such as land use controls, tax policies affecting land, zoning ordinances, building codes, fees and charges, growth limitations, and policies affecting the return on residential investment

Santa Ana will continue to actively fund the development and preservation of affordable housing as well as identify opportunities to leverage and utilize additional state, local, or non-governmental funding resources to develop and preserve additional housing throughout the City.

Through the City's compliance with AB 1486 (Surplus Lands Act) as well as a constant monitoring of state land made available through Executive Order N-06-19, the City will look to identify potential parcels of underutilized land that can be leveraged for potential affordable housing development.

Santa Ana is currently participating in the update to the County's Regional Analysis of Impediments to Fair Housing Choice for the period of 2020 - 2024. Through this process, the City has identified a set of city-specific and regional goals and approaches to address barriers to affordable housing and affirmatively further fair housing in the City. The City will continue to work to meeting the goals and objectives set forth in the Analysis of Impediments update.

AP-85 Other Actions – 91.220(k)

Introduction:

The City of Santa Ana will undertake a range of activities targeted to address the needs of the City's low- and moderate-income and underserved individuals and households. Underserved individuals includes elderly, persons with a disability, youth, homeless, veterans, victims of domestic violence, and extremely low-income households.

The City will continue to prioritize a holistic and targeted approach to address homelessness in the City through dedicated City staff, the continued use of Quality of Life Teams, and a close partnership with local and regional organizations and stakeholders.

Actions planned to address obstacles to meeting underserved needs

To effectively address the obstacles to meeting the needs of underserved individuals, the City will work closely with its network of local and regional partners and nonprofits to continually identify the most pressing needs and barriers to effectively delivering public services, housing and other programs. Building off this input, the City will prioritize public and social service programs that most align with the needs of these populations. The City will rely on its partners to assist in communication and messaging to ensure that underserved households are able to access and utilize these programs and services.

Actions planned to foster and maintain affordable housing

To foster and maintain affordable housing in the City, Santa Ana will focus on programs and activities that support the development and preservation of affordable housing activities. Wherever possible, the City will work to leverage additional resources (including other federal, state, and local resources) to more effectively and efficiently foster and maintain affordable housing. Activities include:

- Construction of new rental and homeownership units
- Rehabilitation and/ or preservation of existing rental units
- Homeowner rehabilitation programs for low- and moderate-income households

Actions planned to reduce lead-based paint hazards

To address and reduce the problems caused by exposure to lead-based paint, the City has implemented a lead paint hazard identification and notification process as part of its housing programs. This process has been designed to comply with HUD's lead-based paint hazard regulations (Title X) which became effective in September 2000 and was implemented in Santa Ana in January 2002.

All owner-occupied housing units rehabilitated or constructed prior to 1979 are inspected for lead-based paint hazards. If the inspection finds potential lead-based paint hazards, the subject property is tested – the average cost per test is \$450. The procedures to comply with Title X has added approximately 30 days to the typical housing rehabilitation project.

Actions planned to reduce the number of poverty-level families

The underlying objective of this Consolidated Plan is focused on reducing the number of families and households in poverty and lessening the impact of poverty on those households. The City will take a multi-faceted approach to reduce the number of poverty-level families located within the City and improve the quality of life for extremely low-income households in the City.

1. Partner with and leverage local job training programs focused on supporting residents prepare for and access living wage job opportunities.
2. Through the City's housing programs, it will reduce the number of cost burdened households living in the City, allowing them to allocate personal resources to other critical household needs.
3. Public services will be targeted to address critical needs of low-income and vulnerable residents through the provision of programming, transportation, education, childcare and other key needs that are identified by the City and its stakeholders. Services such as these are components to assist individuals to be better suited to secure and retain living wage employment.
4. Homeless assistance, including prevention, will provide critical services to extremely low-income households in need of immediate assistance and support to be better suited and able to take steps to identify sustainable housing and employment options.
5. Improving public facilities eliminates existing facilities and infrastructure that negatively impacts residential neighborhoods.

Actions planned to develop institutional structure

To continue to develop the institutional structure among the City, nonprofit stakeholders and other local and regional stakeholders, the City will regularly communicate and coordinate program objectives, services and activities with all stakeholders. The City will work to expand the coordination and communication among partners through invitations to participate in the Consolidated and Action Plan process as well as working to create synergies and partnerships between different service providers during the implementation of programs and activities.

Actions planned to enhance coordination between public and private housing and social service agencies

Through the ESG program, the City will continue to partner closely with neighboring jurisdictions as well as service and housing providers operating in the City and County. The City will continue to strive to encourage a unified approach to the development and delivery of housing and social service programs to effectively address the needs of homeless and extremely low-income households in the community.

In the coming year, the City will continue to build off these successes to integrate additional service and housing providers into this coordinated partnership.

AP-90 Program Specific Requirements – 91.220(I)(1,2,4)

Introduction:

In the implementation of programs and activities under the 2020 Annual Action Plan, the City of Santa Ana will follow all HUD regulations concerning the program elements of the CDBG, HOME, and ESG programs.

Community Development Block Grant Program (CDBG) Reference 24 CFR 91.220(I)(1)

Projects planned with all CDBG funds expected to be available during the year are identified in the Projects Table. The following identifies program income that is available for use that is included in projects to be carried out.

1. The total amount of program income that will have been received before the start of the next program year and that has not yet been reprogrammed	\$275,035
2. The amount of proceeds from section 108 loan guarantees that will be used during the year to address the priority needs and specific objectives identified in the grantee's strategic plan	\$0
3. The amount of surplus funds from urban renewal settlements	\$0
4. The amount of any grant funds returned to the line of credit for which the planned use has not been included in a prior statement or plan.	1,170,493
5. The amount of income from float-funded activities	\$0
Total Program Income	\$1,445,528

Other CDBG Requirements

1. The amount of urgent need activities	0
<ul style="list-style-type: none"> The estimated percentage of CDBG funds that will be used for activities that benefit persons of low and moderate income. Overall Benefit – a consecutive period of one, two, or three years may be used to determine that a minimum overall benefit of 70% of CDBG funds is used to benefit persons of low and moderate income. Specify the years that include this Action Plan. 	100% (consecutive period of 3 years)

HOME Investment Partnership Program (HOME) Reference 24 CFR 91.220(I)(2)

- A description of other forms of investment being used beyond those identified in Section 92.205 is as follows:*

The City of Santa Ana does not use HOME funds in any other manner other than those described in Section 92.205(b).

- A description of the guidelines that will be used for resale or recapture of HOME funds when used for homebuyer activities as required in 92.254, is as follows:*

The City incorporates a recapture requirement into written agreements and long-term affordability covenants for homebuyer assistance activities administered by the City as required by 24 CFR 92.254.

For any homebuyer assistance activity implemented by subrecipients or CHDOs, this recapture requirement shall also be used.

HOME affordability requirements are imposed based on the amount of direct HOME subsidy pursuant to HUD regulations as follows:

Assistance under \$15,000:	5-year affordability period
Assistance between \$15,000 - \$40,000:	10-year affordability period
Assistance over \$40,000:	15-year affordability period

The amount subject to recapture is the direct HOME subsidy received by the homebuyer. Direct HOME subsidy includes the HOME investment that enabled the homebuyer to purchase the property. This includes down payment assistance, closing costs, or other HOME assistance provided directly to the homebuyer and/or the difference between the fair market value of the property (as determined by appraisal) and a reduced sales price attributable to HOME development assistance.

The recapture provision ensures that the entire amount of the City's direct HOME subsidy to homebuyers is recaptured if the housing does not continue to be the principal residence of the family for the duration of the applicable period of affordability (e.g., the home is sold, the home is foreclosed, the assisted owner is no longer residing in the assisted residence, or for any other breach of the agreement with the City). The HOME-assisted homebuyer may sell their unit at any time during the period of affordability, to any willing buyer, and at the price the market will bear. The recapture provision requires that the City's direct HOME subsidy and any interest due under the HOME loan (that has not previously been repaid) is returned to the City from net proceeds first, subject to the limitation that if there are no net proceeds or the net proceeds are insufficient to repay the HOME investment due, the City may only recapture the net proceeds, if any. Net proceeds are defined as the sales price minus superior loan repayment (other than HOME funds), and any closing costs.

In the event of a mortgage default, a provision in the written agreement and long-term affordability covenant stipulates that the City has the right of first refusal before foreclosure and may use additional HOME funds or other resources to acquire the housing in order to preserve the housing's affordability.

Recaptured funds may be used for any HOME eligible activity. These recaptured funds are identified in the City's accounting system by a unique recaptured revenue object number. Any recaptured funds will be used by the City before any additional HOME funds.

- 3. A description of the guidelines for resale or recapture that ensures the affordability of units acquired with HOME funds? See 24 CFR 92.254(a)(4) are as follows:
See above.*
- 4. Plans for using HOME funds to refinance existing debt secured by multifamily housing that is rehabilitated with HOME funds along with a description of the refinancing guidelines required that will*

be used under 24 CFR 92.206(b), are as follows:

N/A – the City will not be using HOME funds for this activity. If the City elects to refinance existing debt, it will provide its policies and procedures as part of an amendment to its Action Plan.

**Emergency Solutions Grant (ESG)
Reference 91.220(l)(4)**

1. Include written standards for providing ESG assistance (may include as attachment)

ESG funds will be used for eligible activities under five program components: street outreach, emergency shelter, homelessness prevention, rapid re-housing assistance, and Homeless Management Information System (HMIS) costs, as well as allowable administrative costs and activities. ESG applications go through an open and transparent proposal process. The Community Development Agency is responsible for ensuring that the ESG program is implemented in accordance with all Federal rules and regulations.

2. If the Continuum of Care has established centralized or coordinated assessment system that meets HUD requirements, describe that centralized or coordinated assessment system.

Orange County, in collaboration with the CoC and other ESG entitlement jurisdictions including the City of Santa Ana will utilize assessment and evaluation instruments developed in consultation with the HMIS lead agency and previously funded HPRP grantees. The County ensures ongoing coordination of program design and eligibility standards. The City will provide funding for the administration of the HMIS data entry system.

3. Identify the process for making sub-awards and describe how the ESG allocation available to private nonprofit organizations (including community and faith-based organizations).

On November 7, 2019, the City of Anaheim released a combined ESG Request for Proposals (RFP) in partnership with the City of Santa Ana and City of Garden Grove to support the Orange County Continuum of Care's goal to end homelessness. This RFP was marketed to nonprofit organizations (including community and faith-based organizations) operating throughout Orange County. To minimize duplication of effort in the application process, Garden Grove accepted applications until December 10, 2019, with supplemental applications and requirements for both Santa Ana and Anaheim. The RFP included four possible one-year renewals. Should the OC Collaborative determine to exercise these annual renewals past the end of FY 20-21, an RFP will not be released. Current subrecipients awarded funding in FY 20-21 will be required to submit a new budget and program summary. New forms and information will be provided by the Collaborative at that time. In addition, the Collaborative reserves the right to redistribute funding and/or issue a new RFP at its discretion

4. If the jurisdiction is unable to meet the homeless participation requirement in 24 CFR 576.405(a), the jurisdiction must specify its plan for reaching out to and consulting with homeless or formerly homeless individuals in considering policies and funding decisions regarding facilities and services funded under ESG.

The City consults and works with the County and CoC homeless services staff as well as local homeless service providers, advocacy groups, facilities and other stakeholders in determining its strategic approach, policies and funding decisions. A previously homeless individual participated on the ESG funding review panel. Individuals who were previously homeless provide assistance in outreach and engagement services and provide feedback to Staff. In addition, the CoC's strategy reflects the participation of all 34 cities in Orange County as well as individuals who are homeless or previously

homeless, schools, and a host of other organizations and stakeholders.

5. *Describe performance standards for evaluating ESG.*

The City utilizes the HUD Monitoring ESG handbook to monitor each program's performance to ensure that goals are on track and funds are used for eligible activities. On a quarterly basis, invoices are reviewed to ensure program compliance. In addition, the quarterly financial invoices are monitored by City Accounting staff. On-site monitoring of non-profit organizations is done by staff and by consultants for both program and financial records on an as-needed basis, or at least every three years. The City works closely with the CoC and other ESG jurisdictions in the County to standardize processes and approaches as much as possible.

Appendix

Appendix A:
Alternate and Local Data Sources

1	Data Source Name ESG CAPER Report
	List the name of the organization or individual who originated the data set. 211 Orange County
	Provide a brief summary of the data set. Housing Management Information System data regarding activities and demographics.
	What was the purpose for developing this data set? To capture the homeless population demographics to better serve in the future.
	How comprehensive is the coverage of this administrative data? Is data collection concentrated in one geographic area or among a certain population? Data is only for the homeless population. Report can be run per organization or city - but is only as good as the date that is inputted. Not all homeless individuals are captured in this data base.
	What time period (provide the year, and optionally month, or month and day) is covered by this data set? For purposes of this report, Fiscal year: July 1, 2013 - June 30, 2014 was used.
	What is the status of the data set (complete, in progress, or planned)? This is an on-going data set - entered constantly as individuals are being assisted by non-profit organizations receiving ESG funds.
2	Data Source Name OC 2019 PIT Count and 2018 Performance Metrics
	List the name of the organization or individual who originated the data set. Orange County Continuum of Care
	Provide a brief summary of the data set. The data provides a profile of sheltered and unsheltered homeless individuals in the CoC geography and the available housing inventory in the CoC.
	What was the purpose for developing this data set? Data generated as reporting requirement for HUD and planning tool for CoC and other organizations.
	How comprehensive is the coverage of this administrative data? Is data collection concentrated in one geographic area or among a certain population? Data is provided for the entire geography of the CoC; specific sections are specific to the City of Santa Ana.
	What time period (provide the year, and optionally month, or month and day) is covered by this data set? PIT and HIC counts were produced in 2019.

	<p>What is the status of the data set (complete, in progress, or planned)?</p> <p>Data set is complete.</p>
3	<p>Data Source Name</p> <p>Zumper Research</p>
	<p>List the name of the organization or individual who originated the data set.</p> <p>Zumper</p>
	<p>Provide a brief summary of the data set.</p> <p>Zumper summarizes the cost of rental housing by aggregating online rental postings and advertisements.</p>
	<p>What was the purpose for developing this data set?</p> <p>Research conducted by Zumper on the cost of rental housing for studios, 1-bedrooms, 2-bedrooms, and 3-bedrooms for December 2014 and January 2020.</p>
	<p>How comprehensive is the coverage of this administrative data? Is data collection concentrated in one geographic area or among a certain population?</p> <p>Coverage is for the City of Santa Ana for the overall population and housing stock.</p>
	<p>What time period (provide the year, and optionally month, or month and day) is covered by this data set?</p> <p>Time period covered is December 2014 and January 2020.</p>
	<p>What is the status of the data set (complete, in progress, or planned)?</p> <p>Data set is complete.</p>
4	<p>Data Source Name</p> <p>2019 Housing Inventory Count</p>
	<p>List the name of the organization or individual who originated the data set.</p> <p>Santa Ana Homeless Dashboard</p>
	<p>Provide a brief summary of the data set.</p> <p>Summarizes emergency shelter beds, transitional housing beds, and permanent supportive housing beds utilized for the following populations:</p> <ul style="list-style-type: none"> - Households with Adult(s) and Child(ren) - Households with Only Adults - Chronically Homeless Households - Veterans - Unaccompanied Youth

	<p>What was the purpose for developing this data set? Track resources for anti-homelessness strategy.</p> <p>How comprehensive is the coverage of this administrative data? Is data collection concentrated in one geographic area or among a certain population? The data covers housing inventory count for the City of Santa Ana.</p> <p>What time period (provide the year, and optionally month, or month and day) is covered by this data set? The time period covered is 2019.</p> <p>What is the status of the data set (complete, in progress, or planned)? Data set is complete.</p>
5	<p>Data Source Name HUD FMR and HOME Rents</p> <p>List the name of the organization or individual who originated the data set. Department of Housing and Urban Development</p> <p>Provide a brief summary of the data set. Covers Fair market rent, High HOME rent, and Low HOME rent for efficiency housing, 1 bedrooms, 2 bedrooms, 3 bedrooms, and 4 bedrooms.</p> <p>What was the purpose for developing this data set? For rental limits in HUD programs.</p> <p>How comprehensive is the coverage of this administrative data? Is data collection concentrated in one geographic area or among a certain population? Covers rent limits in Orange County.</p> <p>What time period (provide the year, and optionally month, or month and day) is covered by this data set? Covers for the current fiscal year.</p> <p>What is the status of the data set (complete, in progress, or planned)? Data is complete.</p>

Appendix B:
Community Engagement Resources and Materials



Take Survey!

Use QR Code or URL below
<http://bit.ly/SantaAnaResident>

For More Information, call
(714) 647-5378



Attend a Community Meeting

The City is preparing the 2020-2024 Consolidated Plan for the U.S. Department of Housing and Urban Development (HUD) grants. Residents and stakeholders are invited to attend a Community Meeting and/or complete a brief survey (see QR Code) to provide their opinion about current housing, community, and economic development needs.

October 9, 2019; 12:00 pm
City Council Chamber
22 Civic Center Plaza
Santa Ana, CA 92701

November 19, 2019; 6:30 pm
Delhi Community Center
505 E. Central Avenue
Santa Ana, CA 92707

October 24, 2019; 6:30 pm
Willard School Multi-purpose Room
1342 N. Ross
Santa Ana, CA 92706

December 10, 2019; 10:00 am
City Hall, Ross Annex Room 1600
20 Civic Center Plaza
Santa Ana, CA 92701

November 9, 2019; 9:30 am
Santa Ana Senior Center
424 W. Third Street
Santa Ana, CA 92701

Public Hearing: December 18, 2019; 4:30 p.m.
City Council Chamber
22 Civic Center Plaza
Santa Ana, CA 92701



Take Survey!

Use QR Code or URL below
<http://bit.ly/SantaAnaResident>

For More Information, call
(714) 647-5378



Attend a Community Meeting

The City is preparing the 2020-2024 Consolidated Plan for the U.S. Department of Housing and Urban Development (HUD) grants. Residents and stakeholders are invited to attend a Community Meeting and/or complete a brief survey (see QR Code) to provide their opinion about current housing, community, and economic development needs.

October 9, 2019; 12:00 pm
City Council Chamber
22 Civic Center Plaza
Santa Ana, CA 92701

November 19, 2019; 6:30 pm
Delhi Community Center
505 E. Central Avenue
Santa Ana, CA 92707

October 24, 2019; 6:30 pm
Willard School Multi-purpose Room
1342 N. Ross
Santa Ana, CA 92706

December 10, 2019; 10:00 am
City Hall, Ross Annex Room 1600
20 Civic Center Plaza
Santa Ana, CA 92701

November 9, 2019; 9:30 am
Santa Ana Senior Center
424 W. Third Street
Santa Ana, CA 92701

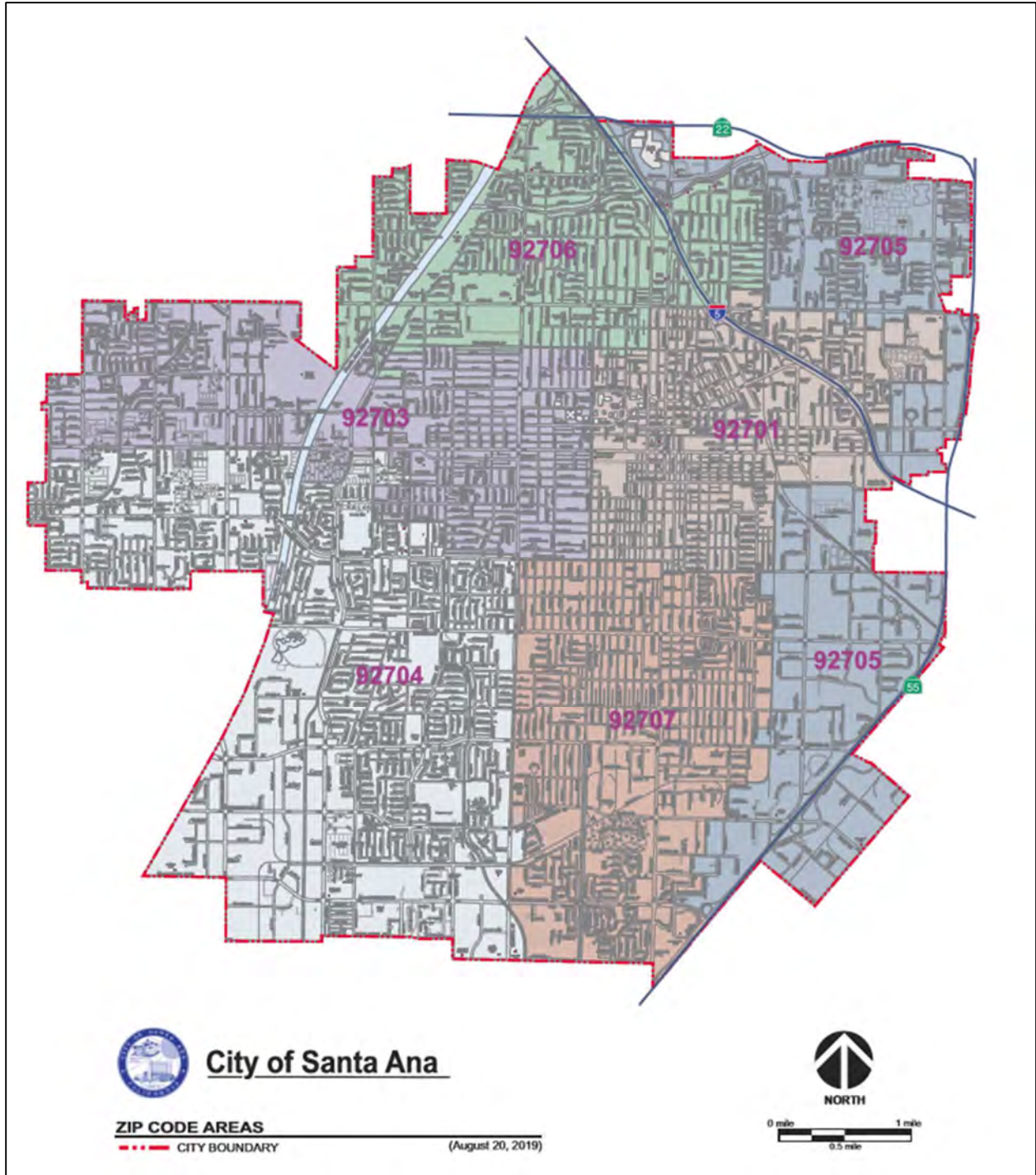
Public Hearing: December 18, 2019; 4:30 p.m.
City Council Chamber
22 Civic Center Plaza
Santa Ana, CA 92



The City of Santa Ana conducted a survey to obtain input from community residents and stakeholders regarding affordable housing, community development, economic development, and other needs of City residents. This survey informs the 2020-2024 Consolidated Plan that will be submitted to the U.S. Department of Housing and Urban Development in May 2020. The Consolidated Plan allows Santa Ana to utilize the Community Development Block Grant (CDBG), HOME Investment Partnerships (HOME) funds, and Emergency Solutions Grant (ESG) Programs to enhance the quality of life for residents.

The resident survey consisted of up to 34 questions that asked residents to rate the level of need in the City of Santa Ana for additional or improved facilities, housing, infrastructure, or services, and asked residents to answer questions related to fair housing issues. The survey was published in English and in Spanish using Microsoft Forms. The City received 245 responses, including 241 in English and four in Spanish.

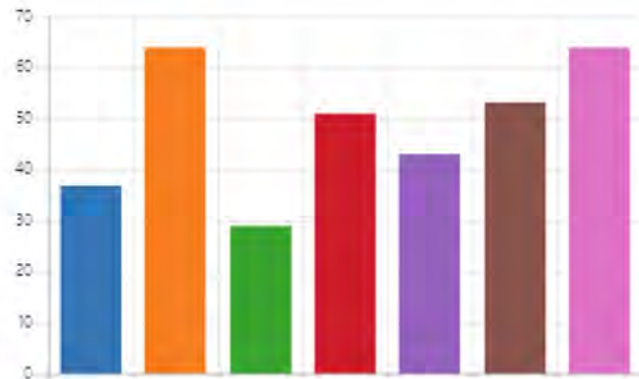
The survey results for each question are included below. The responses to open-ended questions were lightly edited for readability, formatting, and removal of duplicate answers such as "none" or "N/A". Unintelligible responses, responses containing personally-identifiable information, and responses containing inappropriate language were removed.



1. Please indicate the zip code within which you live or for your business/organization address

[More Details](#)

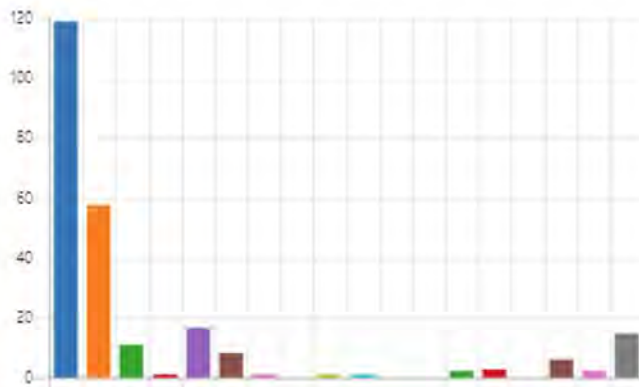
● 92706	37
● 92705	64
● 92703	29
● 92701	51
● 92704	43
● 92707	53
● 92705	64



2. Which of the following best describes you or your role in the community

[More Details](#)

● Homeowner	119
● Renter	58
● Business Owner	11
● Affordable Housing Developer	1
● Nonprofit Organization	17
● Advocate	8
● Chamber of Commerce	1
● Consultant	0
● Contractor/Developer	1
● Elected Official	1
● Faith-based Organization	0
● Financial Institution	0
● Homeless/Unhoused	2
● Landlord/Property Manager	3
● Legal services provider/Lawyer	0
● Local Government	6
● Real Estate Professional	2
● Other	15



3. Has your organization or local government department ever received or been assisted by grants or loans from the following programs? Please select all that apply

[More Details](#)

● Community Development Blo...	11
● Emergency Solutions Grant (E...	2
● HOME Investment Partnership...	2
● Housing Opportunities for Per...	1



4. Has demand for your agency's services changed over the past 12 months?

[More Details](#)

● Increase	19
● Decrease	0
● No change	2



5. If increased, which population group are you serving more often? Select all that apply

[More Details](#)



6. For your agency, what are the main challenges (both internal and external) in providing services to clients? (For example, lack of funding, staff turnover, lack of community partners, etc.)

Open-Ended Responses to Question 6:

1. Lack of funding
2. Absolutely lack of funding and having the working capital to accept State and Federal grants that do fund higher amounts. Having 3-4 months of operating expenses to start and waiting for many months to begin to get reimbursed stops many from expanding or even applying.
3. Lack of funding for rental assistance and moving costs, lack of funding for direct service staff members, lack of housing.
4. Lack of funding to offer more services to the youth.
5. Lack of funding for staffing, capacity building and operational expenses.

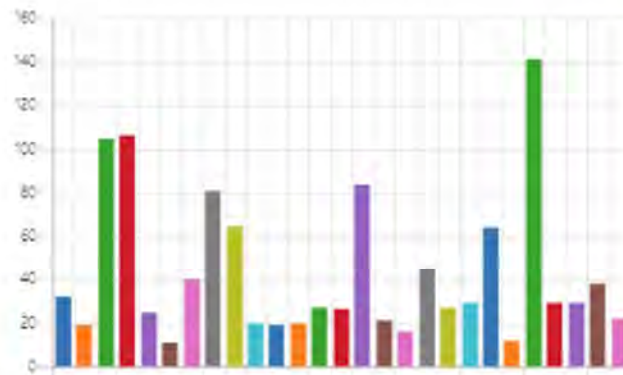
6. Funding, employer partners.
7. Lack of sustainable multi-year funding.
8. Lack of funding
9. Funding
10. Lack of resources to refer them out to and lack of affordable housing to find for them.
11. Funding to support and develop youth programs
12. Lack of available land; emphasis on rental instead of ownership
13. Lack of funding, recent public charge ruling, complexities of CalOptima provider networks, access to care
14. Lack of funding creates gaps in services which then increases staff turnover. Our CDBG participants fear providing low income verification status due to being undocumented or feeling that doing so will prevent or interrupt governmental aid.
15. Affordable housing
16. Serving all the Title 1 Schools with our program.
17. Not enough staff for the demand.
18. Lack of funding and access to land for the creation of affordable home ownership
19. Lack of funding, staff turnover, and lack of municipal support



8. Please select the top five barriers to finding and maintaining affordable and safe housing in our community

[More Details](#)

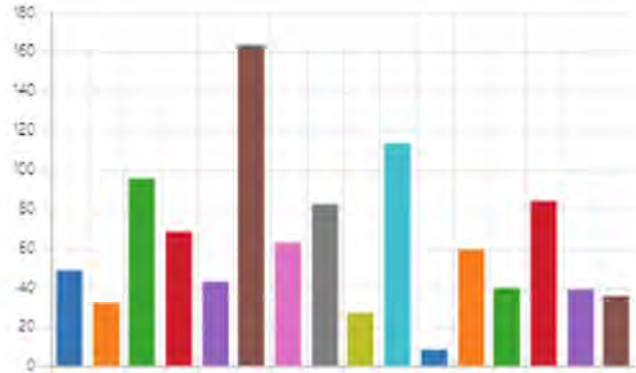
Absentee landlords	32
Access for persons with disabili...	19
Affordable housing is in poor ...	105
Affordable housing is not in a ...	106
Affordable housing is too far f...	25
Affordable housing is too far f...	11
Community resistance to new ...	40
Down payments, mortgage fe...	81
Finding available units	65
Housing discrimination	20
Housing maintenance is too e...	19
Immigration status	20
Individual credit score is too l...	27
Lack of available land to build ...	26
Lack of cash for move-in depo...	84
Lack of on-site services (e.g. c...	21
Lack of public transportation	16
Lack of steady household inco...	45
Landlords do not accept Secti...	27
Mental health condition	29
Mortgage, taxes and home ins...	64
Prior eviction, criminal record, ...	12
Rents are too expensive	141
Substance use disorder/chemi...	29
Utilities are too expensive	29
Employment/Unemployment	38
Other	22



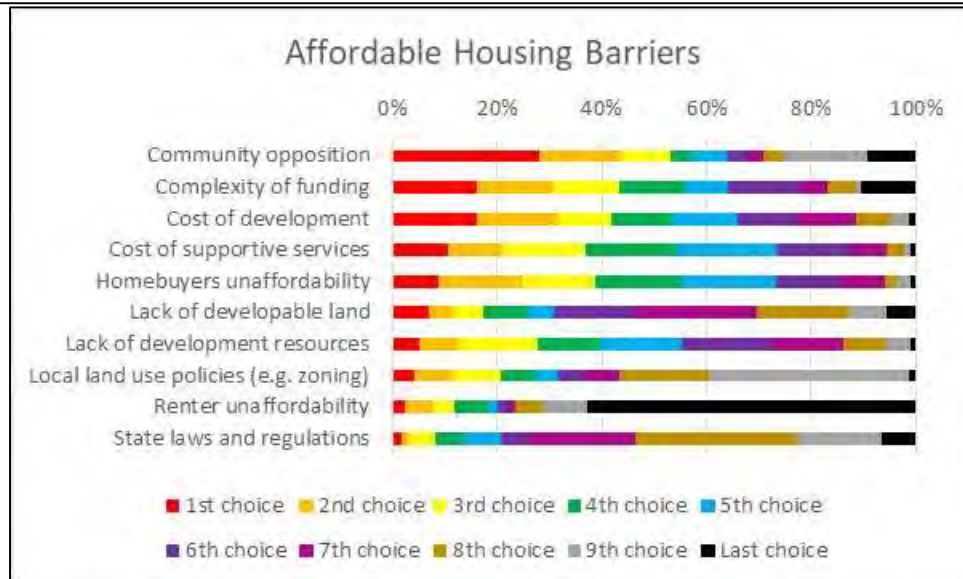
9. Please select the top five barriers to economic development in our community

[More Details](#)

● Access to 4-year college progr...	49
● Access to community college ...	32
● Access to job skills and retrain...	96
● Access to vocational training a...	69
● Banks won't lend to individual...	43
● Crime, violence and/or gang a...	164
● K-12 education	63
● Lack of employment opportun...	83
● Major employer closed downi ...	27
● New/available jobs don't pay ...	114
● No banks or credit unions loc...	8
● Other structural economic issu...	60
● Preschool/Early childhood edu...	40
● Substance abuse problems	84
● Predatory lending	39
● Other	36



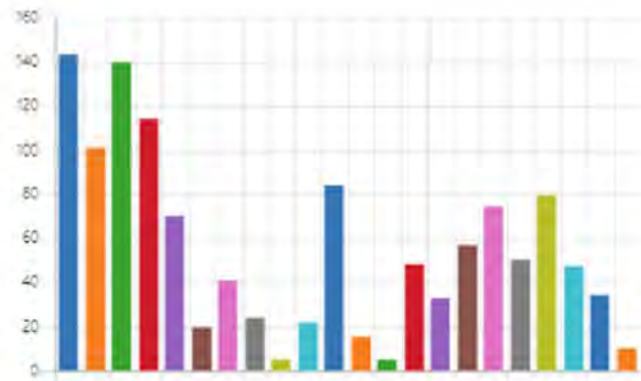
10. Please identify the top five barriers to affordable housing development in our community



11. Of the following groups, please select the top five needing assistance in our community

[More Details](#)

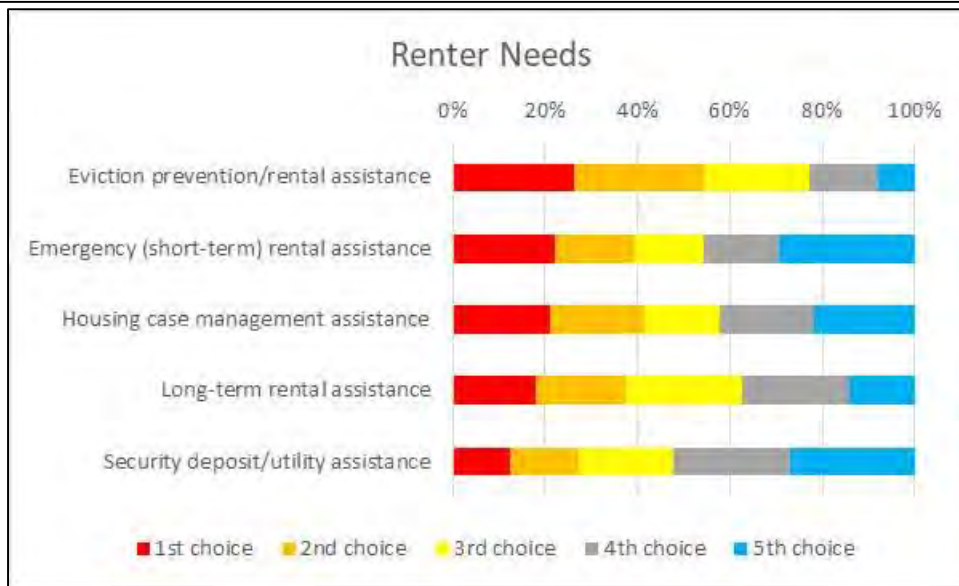
● Chronically homeless persons ...	143
● Elderly (65+ years old)	101
● Families experiencing homeles...	140
● Families with young children (...)	114
● Individuals experiencing home...	70
● LGBTQIA persons	20
● Non-English speakers	41
● Persons exiting an institutiona...	24
● Persons with HIV/AIDS	5
● Persons with developmental d...	22
● Persons with mental illness	84
● Persons with mobility disabili...	15
● Persons with sensory disabilities	5
● Persons with substance use di...	48
● Recent immigrants	33
● Survivors of domestic violence...	57
● Teenagers (needing after-scho...	74
● Veterans	50
● Youth (18 - 25) experiencing h...	79
● Youth exiting the foster system	47
● Non U.S. Citizens	34
● Other	10



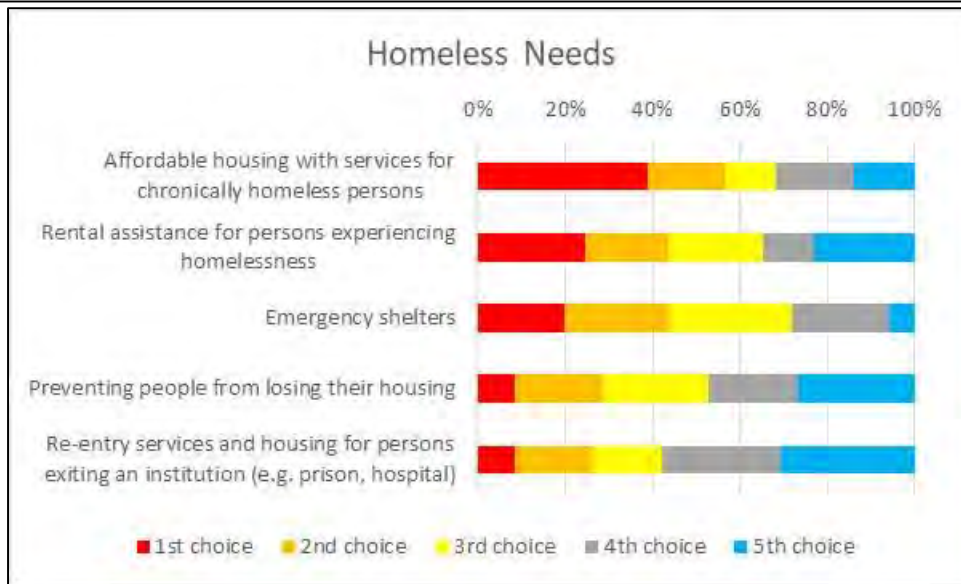
12. What are the greatest needs for homeowners and prospective homebuyers in our community?



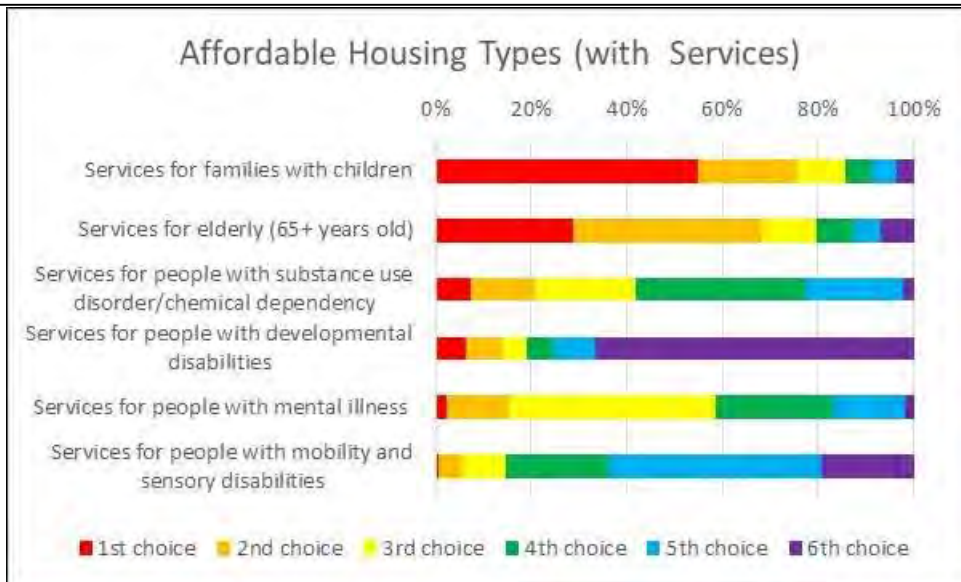
13. What are the greatest needs for renters in our community?



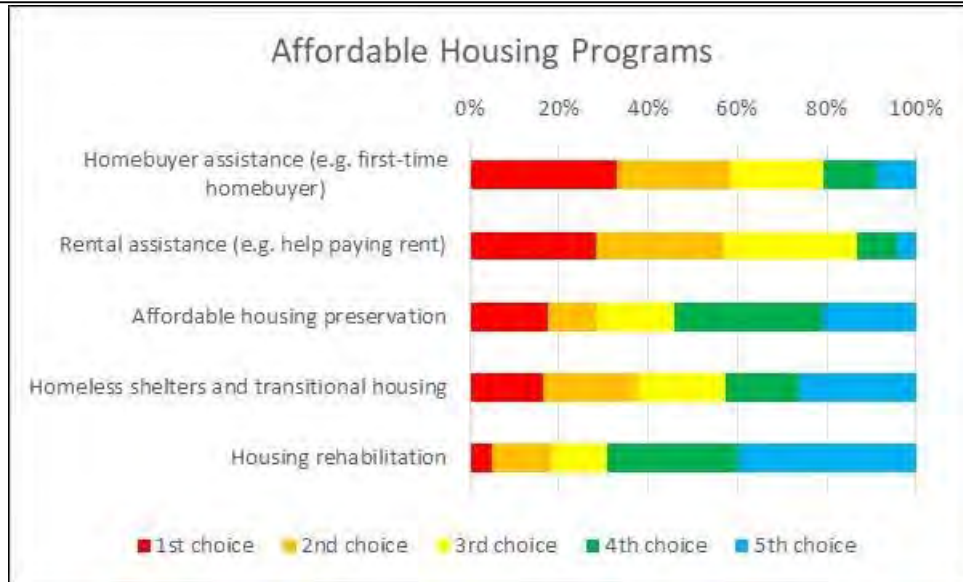
14. What are the greatest needs for individuals facing homelessness in our community?



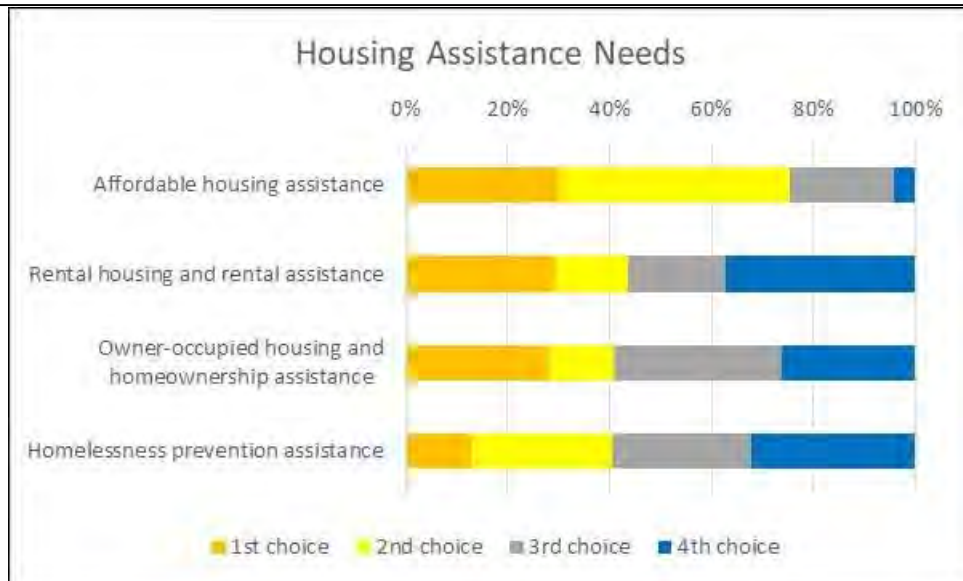
15. What types of affordable housing are most needed in our community?



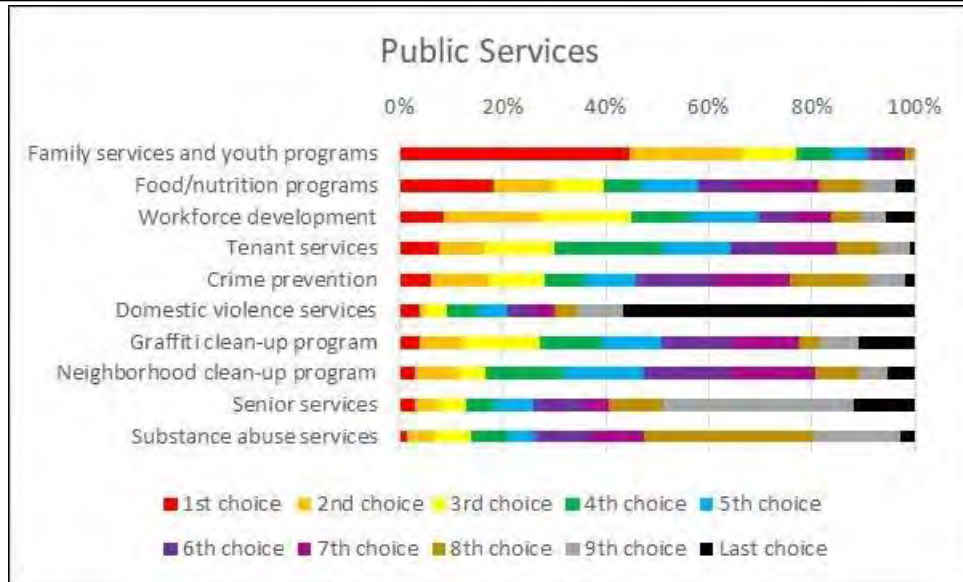
16. What types of affordable housing programs are most needed in our community?



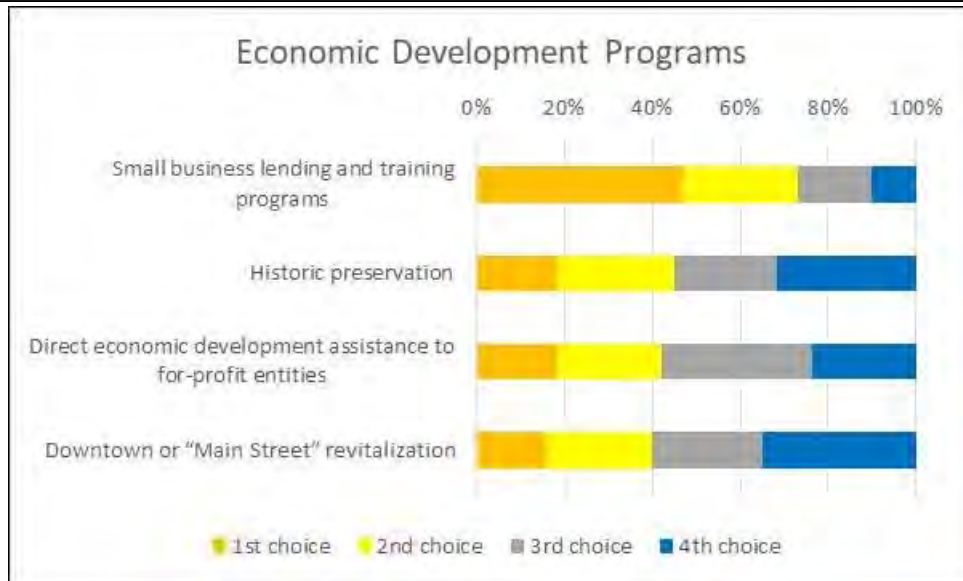
17. Considering the specific needs listed above, please rank the following categories of housing assistance needs



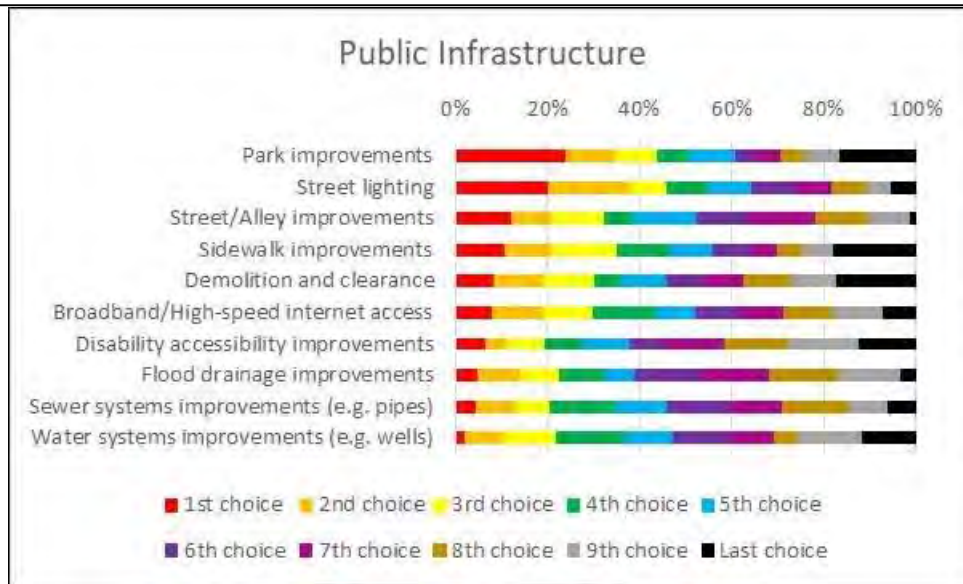
18. What types of public services are most needed in our community?



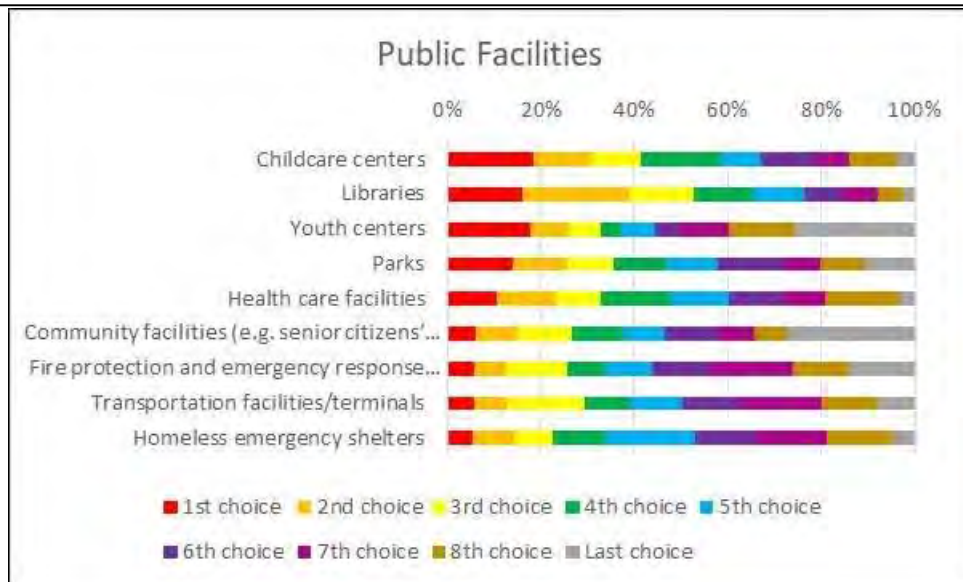
19. What types of economic development programs are most needed in our community?



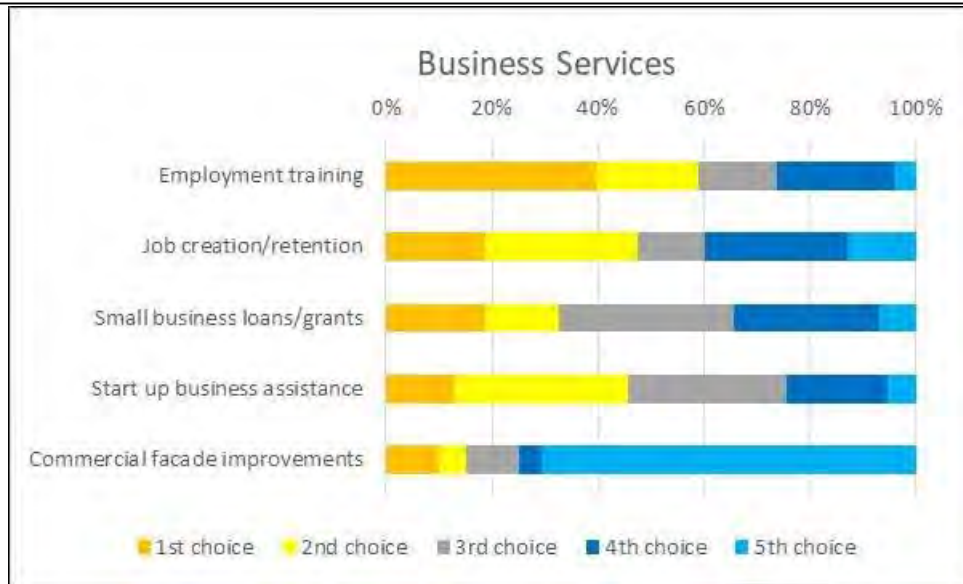
20. What types of public infrastructure are most needed in our community?



21. What types of public facilities are most needed in our community?



22. What types of business and job services are most needed in our community?



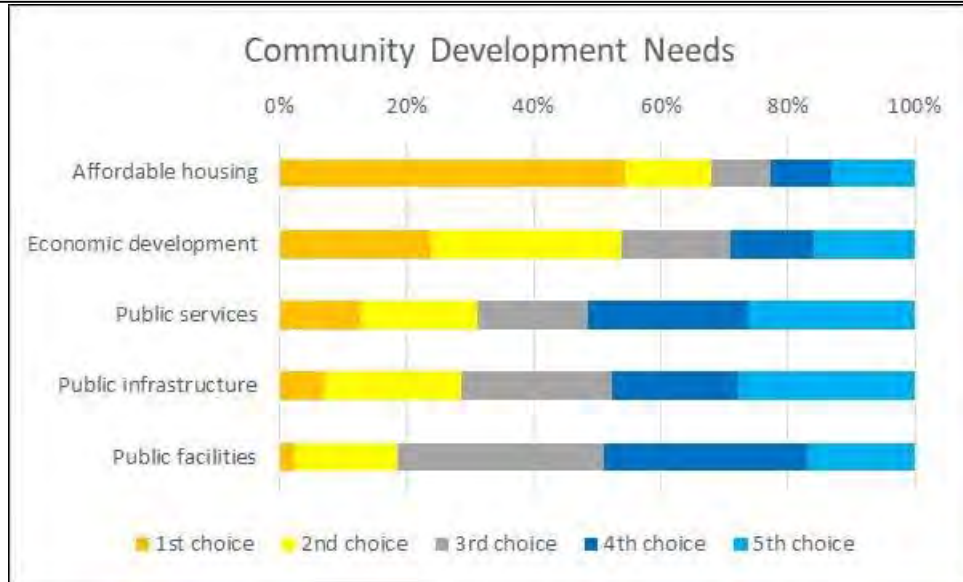
23. Do you have broadband internet access at home?

[More Details](#)

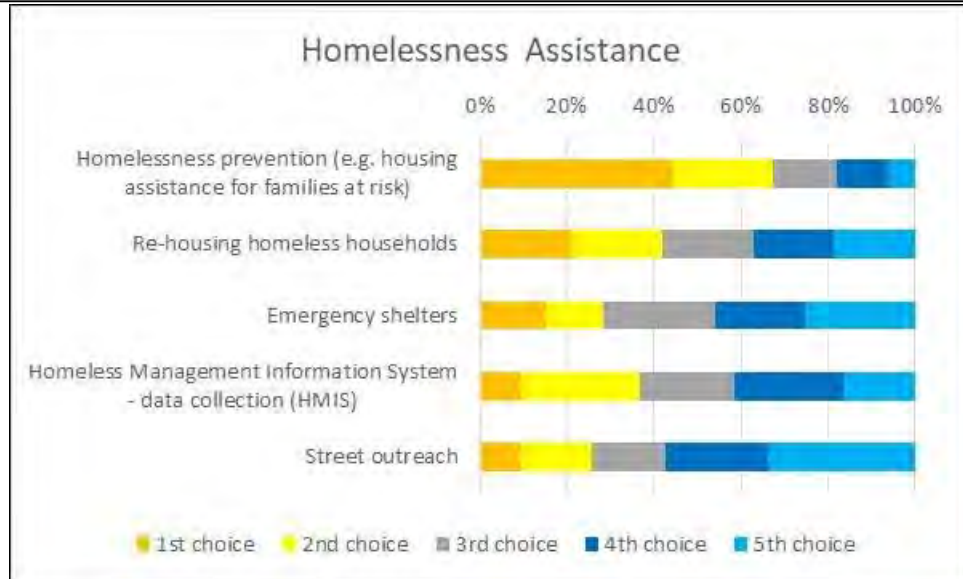
● Yes	196
● No	29



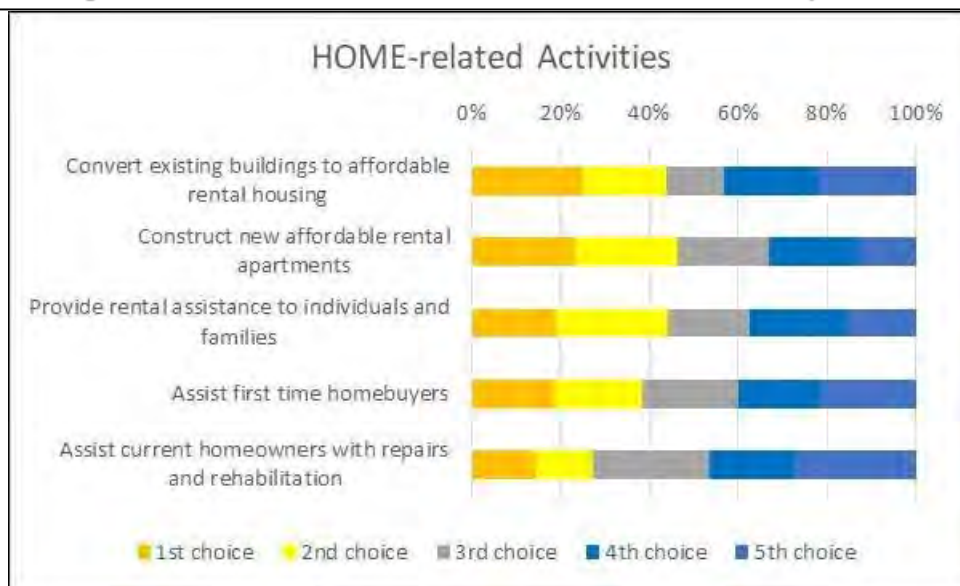
24. Considering the specific projects listed above, please rank the following categories of community development needs in our community



25. The Emergency Solutions Grants Program (ESG) provides funding from the federal government to address homelessness. What kind of assistance could best help our community reduce homelessness?



26. The HOME Investment Partnerships Program (HOME) provides funding from the federal government to invest in affordable housing for low income individuals and families. Which of the following HOME-related activities are most needed in our community?



27. What is the most important thing the City could do to assist you, your family, or the individuals you serve, to live in a safe and affordable home near good schools and jobs?

Open-Ended Responses to Question 27:

1. First, the city needs to either build or convert existing buildings into 100% affordable homes for individuals and families. There needs to be a less restrictive measurement tool to determine eligibility for affordable housing.
2. Making sure the non-profits that have funds for affordable housing are following rules and regulations.
3. Enable our first responders to do their jobs and be respected for what they do. Crime prevention, youth programs to give our children hope.
4. Permanent Affordable Housing and transitional shelters focusing on women.
5. Create more affordable housing options in the community or rent to own options for non-citizens given that there is a big immigrants population in Santa Ana
6. Stop crime and fix corruption in the police department.
7. Do something about the homeless problem. Civic center now has fencing all around it so now the homeless are in our neighborhoods and in front of businesses. It is too scary to even go up to the door of a business due to homeless.

8. Help our community with good paying jobs and maintain safe environment for our families.
9. Keep law and order, keep yards clean, and the city clean so that it attracts families and decent citizens. I seldom hear anyone say they want to live in Santa Ana because of the reputation it has. Orange County, Fountain Valley, Tustin, Irvine, are desirable areas to live, we should be as well. I know we have nice areas but very expensive.
10. Orange County, in general, and Santa Ana, in particular, need a much improved public transportation system. Santa Ana is also in dire need of improved K-12 public education, whether from traditional public schools or from public charter schools. The City of Oakland has several initiatives that deal with education including private foundations that fund innovative programs designed to assist under-served students in achieving success while in school and provide college scholarship money to encourage college attendance.
11. Rehouse people experiencing homelessness. Develop affordable housing. Increase park and trees for a walkable community.
12. Protect our parks and public spaces from the homeless and crime (gangs). Improve police response time
13. Find a solution to moving homeless to shelters.
14. Fiduciary, financial fiscal budgeting.
15. Provide financial assistance.
16. More community policing, a coalition to get the drugs and gangs out of Santa Ana. Get the pan handlers, and mentally ill/drug addicts that are homeless in a medical facility for treatment, basic service needs, and shelter. Prevent and catch those committing crimes in Santa Ana. Communicate to the parents in various languages to teach their children to have good values, ethics, morals, courtesy, keep their city clean and be in the know as to what their teenagers/kids are doing at all times.
17. Provide the necessary shelters, food and health facilities along with arrest with high bail for the drug dealers that are servicing the homeless on the streets due to drug addiction.
18. Use money to build libraries, book mobiles, health centers, and provide programs for affordable housing.
19. Address the vacant buildings and lots in our area. It attracts illegal activity and increases crime in the area. Our city parks should also be looked at. Many parks in our community are very run down. Our children play sports in these parks and parents are afraid for their safety. We need better lighting, restroom facilities and all around clean up for our parks.
20. Rent control, affordable housing.
21. Invest in affordable housing solutions that include a broad range of funding such as assistance with security deposits, furnishings, property owner engagement and housing navigation.

22. Invest in programs and services that ensure youth and young adults as adequately skilled to secure and retain quality jobs that provide a sustainable wage.
23. Find housing and care for our homeless living on the street. Prioritize co-op or individually owned affordable housing (as a means to stabilize housing costs). Continue to work on school quality and higher education access. Maintain infrastructure of our aging city.
24. End homelessness. Reduce crime. Provide help for mentally ill.
25. Free Tax Preparation Service
26. Provide more Permanent Supportive Housing units for the chronically homeless and invest in the mental health and other wraparound supportive services that are needed to keep those individuals stably housed.
27. Increase public safety, reduce crime (violent and non-violent), shut down repeat offending businesses where prostitution, drugs, and fights take place. People and businesses will invest their money where they feel safe and secure.
28. Stop allowing more dispensaries into our city. The voters approved a tax increase - so put that money to use and clean up our homeless population, clean up the messes that are left daily, clean up the graffiti in our neighborhoods and invest in our youth to make a positive change to our city-so many of our teens have access to substances-partner with SAUSD to provide prevention awareness to our children. Create PSAs to post on our billboards about anti-drugs, anti-vaping, etc. With allowing so many dispensaries to invade our city we are sending the message to our residents that it is ok to engage in substance abuse.
29. Improve storm drains. Stop urban flooding in downtown Santa Ana area.
30. Personally, as a renter, I'd eventually like first-time homeowner assistance to buy a home in a safe neighborhood with good school ratings.
31. Provide resources that empower individuals and teach them how to self advocate and self sustain. Reward people who are working hard and need support but can't get ahead. Don't forget about healthcare and education.
32. Cleaner city, junk/debris removal, community policing, make housing more affordable.
33. Ensure the security of all our neighborhoods with increases police presence and improved look of business and residential areas. Additionally, help develop empty lots into thriving business areas, improve the parks (e.g., new grass, plants, workout areas, security), improve uniformity and consistency of business signage, and ensure good traffic flow.

34. Converting existing buildings to low-income housing would be the most cost effective for the city. Also, consider more funding for Section 8 housing.
35. Make housing options more affordable for a low income or even middle-class family. Housing is too expensive for families.
36. Reduce and repeal taxes.
37. Make sure the city is clean and keep up with gang prevention.
38. Cleaned streets, clean rail roads, well-kept green spaces, a clean neighborhood generates community pride, which then can lead to more families accessing safe places like parks and bike trails which then reduces stress levels which then impacts the wellbeing of families and individuals which then can reduce or prevent child abuse, domestic violence and other types of trauma.
39. Pay more attention to what the residents needs are before making any new plans.
40. More green space.
41. As a teenager it would really help if we build more parks and skateable elements in this community to use as recreation.
42. The City of Santa Ana can help my family and me by educating my parents about homeowner responsibilities and can add more lights to the streets to make us feel safe.
43. Well personally I think a new park or skate park would help since there are many overweight people.
44. Providing more affordable housing. Not building more housing, but making it affordable for the community to buy and rent apartments and homes.
45. I would want more parks
46. Create affordable homes for those who can pay rent.
47. Create more senior and affordable housing in safe areas
48. Stop crime and gang activities.
49. 1) Please get the drug addicts and the mentally ill housed, and not sleeping in local doorways, roaming the streets tweaking and breaking windows. My Lacy neighborhood was much safer in 2014 when I moved here. 2) Make the planning and permit system less arbitrary, nightmarish and time-consuming.
50. Clean up sidewalks and streets. More street lighting. More teachers, counselors, extracurricular activities for youth. More affordable rent for individuals from Santa Ana. Support for homeowners from Santa Ana. There should be some sort of program that provides housing assistance for individuals who live and work in Santa Ana.
51. More affordable housing. As a new millennial, there is no place for us to live. Apartments are expensive. People are moving out of the county. We need to be able to provide jobs to young people, youth spend a lot of

- money and it would stay in our community. If people see futures here it would make our community thrive.
52. Safer environment
 53. Improve public transportation
 54. Move existing police forces out in public view for at least 6 hours of their daily shifts.
 55. We need quicker service from the police department on non-emergency calls. Sometimes we wait hours or no officer shows up. An increase in code enforcement inspectors would enhance the neighborhoods as they would be able to quickly address the complaint. There would be less "blight" if we had more inspectors. On-going "customer service" training for SAPD and code enforcement to enhance the relationship between city and the community.
 56. Daily parking enforcement and police enforcement to help manage parking issues that led to road rage and city code violators. Police enforcement to combat loitering of homeless and drug use. A better reporting system for homes that we know are being used as drug homes and bringing the crime to the neighborhood.
 57. Affordable housing
 58. Safety is a big concern. Many people steal packages in front of the doors and they are doing this as a job. Because, some people keep stealing packages. Also, at the night, some people are checking car doors and if it's open, they steal everything in car. They do this every night as a job too. If your car's door is open a night, next morning you see that everything is gone. One incident might be small crime but people are doing this regularly, we should take caution. The city put more cameras in the street and help officers to find criminals.
 59. Fix the streets and put more police in my area. I'm on the border of Costa Mesa / Santa Ana and there is ZERO police presence. Streets are in need of serious repair. Do something about the hit and runs. I get notices constantly about hit and runs. Why can't we find those people? Put cameras at crosswalks?
 60. Let the police do their job to fight crime and drug use in our city. Criminals need to be put in jail and kept there. Get rid of the mentally ill/drug addicted homeless people plaguing our city. Our city is not safe with these people so densely populated in our area. Just because we live in a more affordable part of Orange County does not mean we deserve to see, live and interact with these potentially dangerous people on a daily basis. These people are negatively impacting our community and businesses.
 61. Stop spending all our money on raises for police. Start spending on teachers and schools and better infrastructure.
 62. Increased police presence

63. Improve infrastructure and lighting
64. Enforce the anti-camping rules, and change legislation so that homeless individuals, including those with mental illness or chemical dependency, can only be given two choices: 1) go to a shelter appropriate for their situation, or 2) go to jail.
65. Get rid of the homeless people
66. Get a hold of crime. It will be the number one reason I'll move to another city
67. The most important thing the city can do is to help the homeless in this community. Most of our problems stem from this.
68. Firstly, the parking situation in high density housing is bad and almost non-existent. Secondly, the city needs to paint curbs at fire hydrants and crosswalks to aid in better parking and public safety."
69. Have police patrol more often/ reduce crime
70. Have stronger business backgrounds for city government employees.
71. Provide better education with higher standards with quality teachers more after school programs including city sports for male and female. Reduce crime. Reduce gangs with more visible police.
72. Have other cities share their space. Too many people in the 28 Square miles of city of Santa Ana.
73. Remove sanctuary status and keep criminals in jail for more than three misdemeanor crimes.
74. Decrease the property taxes, these are by far the highest expense in my household and I spend nearly all of my income to pay these taxes.
75. The City could re-pave the badly damaged street at Alton and Bristol going toward Bear street. The worst nightmare of a street for the past 30 years, it has never been fixed. I have lived in the Republic tract of homes since 1985 and it has been patched and re patched and is still undriveable. We have new 9.25% taxes and still the bad streets in and around South Santa Ana.
76. Think about what we can do to help people as a community.
77. Improve schools, poor schools are the main reason we are looking at moving out of Santa Ana.
78. Keep parks clean and safe. More family friendly city sponsored events
79. Enforce trespassing laws and be tough on crime. Hundreds of transients/homeless are trespassing and squatting along the railroad tracks, doing drugs, and committing crimes.
80. Congestion Management. Currently most of Santa Ana's poverty-stricken neighborhoods are forced to live close together in homes/apartments. I know that it is common for a 3-bedroom single family home to house 2+ families at once. Having multiple families in small spaces creates tension in neighborhoods. Some of the obvious tensions are parking issues--where apartment residents park in residential neighborhoods to the dismay of

- homeowners there. The City needs a way to house the growing families in the city (high-rise apartments) and a way to transport all the adults to and from work safely and efficiently (better bus system/light rail?). We need more space in the City and if we cannot build out we must build up.
81. increase the availability of affordable housing, food security programs, affordable childcare assistance, stop racist zoning policies.
 82. The most important thing is to prevent gang crimes and drug trafficking in order to keep our community safe. And the way the City could assist is with assistance in housing.
 83. That the children and youth of Santa Ana are safe, educated and given the proper skills and encouragement to prosper in the working world.
 84. I believe that is very important to improve crime prevention and gang activity.
 85. Don't build homeless shelters. The majority of homeless people are perfectly ok living on the streets. FIX the local parks. Invest in our future which is the children, make more youth sports available and affordable. Give the youth a safe place to practice. Madison park is terrible with all the hypes. Memorial park is the same. I can't think of any park where homelessness and drug use is not present. How is that supposed to help kids out?
 86. Root out the gangs, the drug dealers, the bad people and provide them with ways to be good people.
 87. Apportion a set percentage of units in every apartment community for homeless people.
 88. Improve transportation within the city. For example in DC, there is a bus that comes every 20 minutes to transport locals and visitors around the downtown area. This will reduce smog, reduce traffic, save money on gas and cars, and increase happiness of residents.
 89. Make the schools not terrible
 90. Affordable housing and resources for youth.
 91. Help with lower interests on repairs and maintenance loan assistance requirements.
 92. Spend the money budgeted for these services instead of "saving" and stashing in the rainy-day fund halfway through the fiscal year. This is not fiscally responsible for any city to save funds that are earmarked for public services and development.
 93. Stop the density in Santa Ana. Take care of the Santa Ana residents that have been here for decades.
 94. Tackle the parking and the lack of affordable homes.
 95. Drug rehab programs and services for persons with mental illness so that I feel safe taking my kids to the park a block from our house. Currently, there are regularly homeless bathing in the restrooms, drug users strung out all over the park, and used needles in the playground sand.

96. Gang clean up and mental ill, drug addicts on the streets. It is scary to go outside my home. It is not safe on these streets.
97. Decrease crime and provide assistance to medium income families not just low income.
98. Provide funding to repair my home and to add a bedroom and bathroom.
99. Re-zone to allow for high density housing next to areas that are traditionally occupied by single family residential. Provide education to NIMBY's so they know what parking is required and how office buildings are not as in demand as housing and how residential actually has less impact on traffic than office space.
100. Invest in rehabilitating run down homes and get rid of properties managed by slum lords who do the minimal to their properties because the rents are low.
101. Reasonable affordable homes to purchase, reasonable rent.
102. Better parking and enforce single family homes. No room for rent properties, make apartments provide more parking for tenants so they don't park in single family neighborhoods.
103. Increase affordable housing.
104. I am retired and live in the Tustin school district. I own a modest home in Monterey Villas. The most important thing the city can do is address the homeless problem. A well-rounded approach: Shelters; Transitional homes; Low coast housing; Mental health services; and yes Law Enforcement when needed.
105. Rent control by new Law.
106. Fight crime.
107. Support with affordable housing and or rental assistance. After the ICE raids that happened back in July, my mother and 5 siblings lost their dad. They have been struggling with making their monthly rent payments on their own. We have been trying to find support programs in the community, but almost everything is closed or unable. It's been hard to have a sustainable livelihood for both my own family and my mom and siblings.
108. Reduce over-crowding. Reduce illegal immigration. Revitalize bad neighborhoods. Help foster people and programs that create opportunity.
109. Reduce corruption. We need to end overcrowding apartments, we need to assist young adolescents to get out of substance abuse, we need to put tougher fines on people doing graffiti. We need to stop corrupt people selling people's identity for years and the police have not done anything about it. We need to provide assistance programs for new homeowners and have all of our city look like north of 17th street.
110. Provide more after school services and programs for children of working parents. Make it easier on the parents who pay taxes and don't qualify for

- anything. It will allow the children of working parents to have something to do while the parents are at work.
111. Get the homeless into permanent supportive housing and off the streets
 112. Keeping homeless individuals off our parks, sidewalks, train tracks, etc. Children or adults can no longer walk around and feel safe. Individuals waiting to take a bus to work, school, etc. have to stand up and wait because the bus benches have been taken over by homeless individuals.
 113. Better police coverage
 114. Crime prevention
 115. Housing first homebuyers down payment
 116. Housing
 117. Fix up our median and plant trees which we have not done in 6 years
 118. Crime prevention
 119. Use federal housing programs to construct affordable workforce home ownership. Rental assistance is a band-aid and will not have any long term success if people cannot own a stable homes.
 120. Make affordable housing more readily available and build more public spaces for the community to use.
 121. My personal situation and those that I know and have heard from around me consists of "making too much money" to qualify to certain programs but not having enough to afford something decent for my mom and I. She isn't quite a senior yet but she is currently couch surfing because she doesn't have much income coming in from her SSI (has loans to pay off) and I can't afford a place to move in with her.
 122. Provide homeownership assistance. Preventing displacement from new construction and providing new street parking enforcement.
 123. Find a solution for the homeless problem.
 124. Improve our school districts from scores of 1-3's and give us some decent and safe parks. I come from Culver City and the lack of these types of services for one of the biggest cities in OC with now the highest sales tax is disappointing.
 125. Homelessness has increased because of lack of affordable housing as well as drug abuse. Have more law enforcement to be present on street being faster to reply to calls of crime, theft, homelessness. Things get stolen here and we could get faster help and prevention.
 126. Aser mas apartamentos cercas
 127. Arreglar las Bias de tren por la macfadden
 128. Enforcement of the laws.
 129. We need to educate our youth about personal finance so they can manage their money and invest. I believe that by lowering the rent in homes, our community will reduce the stress that surfaces when bills are due. By providing free transportation to children K-12, we will be able to minimize the traffic we experience on a daily basis.

130. Santa Ana can be a pioneer in providing affordable housing for single parents, but also a rent control ordinance so residents can be in their homes. please think of our extremely low income families.
131. I think the city should give permits to homeowners for them to be allowed to park. My parents are homeowners and I live with them. I park my car on the sidewalk and many people that live in the apartments come park their car in front of my house. They park their car and get picked up in another car. I have tried to get a permit for my street and my street doesn't qualify. This is frustrating because I go to work, school and I'm not home till 10/11pm and I have to look for parking at night. The parking issue needs to get fixed. I don't believe that a street should qualify under what the cities standards are for it. If we want to be able to get a permit just to have a space to park we should be able to. As well, I think streets in Santa Ana should get fixed. I have seen change, but some streets that are really bad aren't even being worked on.
132. Build or improve affordable Housing. Offer or add more local Public transportation. Build bigger Shelters facilities for Homeless people and offer them Training for jobs to be able to reinsert them back to society.
133. Safety and economic development
134. Clear out Homelessness near residential areas. Don't allow lunch trucks near residential areas. Help clean the neighborhoods.
135. Strong analysis of capabilities and commitment of housing developers. Strong oversight of management entities actions to maintain rental properties, such as strong code enforcement. Large well-trained homeowners and renters rights board to prevent homelessness. Neighborhood Libraries. Job retraining programs.
136. Help people like my wife and I be able to have our own home, rental or owning.
137. Inexpensive transportation. Cheaper marketing rates. More community watch. Better pays& schedule.
138. invest in youth, reduce police funding and divert it to youth and community services. update low income housing requirements to actual salaries that reflects reality of residents,
139. invest in youth, reduce police funding and divert it to youth and community services. update low income housing requirements to actual salaries that reflects reality of residents,
140. We often throw our money to address issues right away instead of taking time to tackle the root causes of those issues. When I think of the top issues affecting Santa Ana right now, I think about lack of affordable housing, crime/gangs, and small businesses. I think the most important thing is to work with existing non profits/community groups, current Small business owners, and our youth to move forward with improvements. Looking inwards at our beautiful community to find the solutions, not hiring outside

developers to come in. How do we do this? invest in the schools, connect SAUSD & GGUSD students with community centers, by doing so, they will be proud of where they grew up and hopefully invest in an education locally or come back to work in Santa Ana. invest in job training, like my parents, they do not speak English or have a college degree. The jobs they can acquire are so limited. They often have to take low-level jobs in neighboring cities to make ends meet. invest in small businesses. It's hard to have pride in Santa Ana when all you see are large corporations/outside developers. I'd enjoy spending my money in Santa Ana supporting small businesses. everywhere you look you see fast food and large chain developers. I would love to see more small businesses thrive.

- 141. Reuse of abandoned buildings
- 142. Fix your homeless problem. I understand most of them have Mental issues but that does not discard them from threatening me or verbally abuse me. I dislike that this has traumatized me and I bet others have suffered some type of attack of a homeless person. Forget about me I would hate to see this happen to a younger one or a female. What happens if the person doesn't speak Spanish and something even worse happens.
- 143. Listen to the communities, (with large grains of salt), trust your people do things right, patience, a grand plan that touches all, from the homeless junkie to the CEO of the largest developer and everyone in between. Get the City excited, use the power of team work and passion to see thru the challenges, and to bring as many people on board as possible. And most importantly, any NIMBYs have to be listened to, and addressed, and be a part of the solution; they can have some but not all, because we *all* have to make sacrifices for things to change and get better- fast change is overwhelming but slow progress is heartening. Santa Ana may not be perfect, but it's better than it's been in decades.
- 144. Rent Control
- 145. Provide safe affordable transportation infrastructure (i.e., on-street bicycle lanes and improvements to traffic signal operations to assure safe passage of slower moving bicycles and pedestrians).
- 146. Clean the homeless encampments especially close to the schools.
- 147. Police our community for safety.
- 148. More disabled-friendly buildings (apartments, sidewalks, elevators), more - way more affordable housing & more street lights throughout the neighborhoods.
- 149. Get Homeless and drugs off the street
- 150. Strong code enforcement including a parking program. The City is overpopulated and has too many cars on streets. Quality of life issues.
- 151. Preserve the neighborhoods we have, manage the density and provide more open space.

152. Stop giving away the extra parcels of land to developers and instead use that land for affordable housing locations.
153. Treat housing as the human right that it is, and take it as a moral imperative to ensure that people can obtain and maintain stable housing.
154. Stop gang activity. And do what Irvine and Tustin do.
155. Provide a safe and clean community.
156. Increase police patrol in all areas.
157. Hire workers to clean the neighborhood. 40 hours a week. To maintain the city clean. Reach out to programs to help and volunteer for maintaining our streets clean.
158. Empower local residents to work together in design groups to make the improvements needed within their neighborhoods everything from designing how street repairs should be done to lighting and other improvements. Listen to residents. Be accountable to action by setting benchmarks, goals, and language that the city has already adopted relating to livability, sustainability, youth engagement and other pressing concerns, including justice, equity, and diversity.
159. Don't let zoning changes get rid of/ruin single family home neighborhoods
160. Find a way to get the drug addicts and alcoholics that are everywhere here in Santa Ana, out of the public way, offer rehab or issue legal citations and such to those who defy the laws
161. Solve and/or be PROACTIVE with the homelessness problems. Affordable housing. City of Santa Ana NEEDS to work with Pacific Railroad to PREVENT the "villages" of drug addicts and thieves living on the railroad tracks. Those people lurk in to our neighborhoods at night to steal and it's a very scary place at night.
162. I believe the city needs to invest more in the youth, provide free/affordable recreational activities for children and youth. The city needs to create more green-open spaces for families to spend quality time. Also, the businesses should reflect the residents of this city, not outsiders coming in, with no history of Santa Ana. So many families have very few spaces to go shopping, spend a day walking around, and spending time with their families. More money would come into the city if our businesses were inclusive and were for our community by the community. We are missing out on so much potential and talent in the city.
163. partnership with local non-profits that support families in our community.
164. Affordable family homes
165. Better manage the upkeep of our streets, parks and other infrastructure.
166. Provide more opportunities for affordable housing and more programs for first time buyers, to current Santa Ana residents and Santa Ana school district graduates.

-
- 167. Clean up the homeless situation, invest in our youth, increase crime prevention efforts.
 - 168. The primary issues affecting our community is substance abuse and drug addiction.
 - 169. Improve lighting at park to prevent homeless hanging out during the day
 - 170. Keep us informed and listen to everyone.
 - 171. Focus on programs for youth - everything from sports programs to keep them busy, to life skills courses for high schoolers, foster kids in transition, new immigrants. Create beds for homeless citizens, and programs to transition them to long-term housing. Provide housing programs for the mentally ill and addicted that include therapy and support for their issues. Provide community outreach or volunteer opportunities that connect residents with the homeless in the community in order to humanize the situation.
 - 172. Public transportation
 - 173. The most important thing that the city can do to assist my family is more police patrol.
 - 174. Make housing affordable
 - 175. Public help services
 - 176. I think what the city could do to assist the individuals I serve or my family to live in a safe and affordable home near good schools and jobs is to make sure that the graffiti is being cleaned up and law enforcement interacting with the community.
 - 177. Make the streets look like Irvine. Clean and well paved please
 - 178. One important thing the City could do is by helping in cleaning up graffiti, mainly because gangs are the ones who write the graffiti and it causes people to be scared
 - 179. We having parking problems at my street when my family come to visit us there too many apartments around our home, they park on our streets.
 - 180. Making housing affordable
 - 181. Streetlights, cheaper housing.
 - 182. Provide services for the transients and homeless people with mental health services and care would assist my family to live in a safe city. Thank you.
 - 183. I want to be able to say that I live in Santa Ana with pride. Unfortunately that's not the case. I was born and raised in the city of Santa Ana. I pursued an education and currently hold a Master's degree to better my life and my family. One of my goals was to live and work in Santa Ana and help rebuild it. I attained a job as a teacher and purchased my home here; however, the more I see the more I want to leave. I wanted to improve my home and make it beautiful to not only enhance my life but also my community, yet it seems that I am working against the current. Police officers don't come out and acknowledge complaints and

constantly say they have better things to do. And now the homeless shelter is coming near my home which will make it a homeless destination. I fear for the safety of my children since this will bring people who are either ex convicts or mentally ill. This was the coup de gras for me. I will not tolerate bringing up my kids around this. If the city wants to keep residents that are hard-working and dedicated to their homes they should give them priority and not of those of ill repute which most commonly are homeless. The infrastructure of the city is an embarrassment. I can't believe there's not even proper sidewalks near schools were students are forced to walk on the street in this day and age. Even more disheartening is the fact that it is extremely populated and the city Council continues to encourage further housing developments that will absolutely constrict flow in all respects. This has been done without first addressing the current problems of infrastructure.

184. Police response time improved
185. Building more affordable and middle-income housing, including apartments, condos, townhomes, and fourplexes.
186. Keep it in Santa Ana. Graduated with a masters degree ready to implement good work but unable to be fully independent as I'm still living with parents. It has raised concern that a large number of residents (millennials) cannot afford to live on their own and live in a up to code residence.
187. For my family and community it's the graffiti, gang members and homeless.
188. Resolve homelessness, reduce the amount of people living in homes to solve parking issues, enforce laws, focus in our youth to prevent gangs, drugs, homeless
189. Have money available.
190. Rent control & affordable housing
191. Fix the homelessness problem.
192. The city needs improvement on providing services for the underserved youth, whom grow up with very little opportunities, and find violence and street crime as an alternative.
193. Make the area nicer and provide shelters to the homeless.
194. Help current homeowners remodel and keep their homes
195. Property taxes to go down. Mortgage payments are too expensive for area we live in.
196. Population control. Need a better way to really count on the number of people who live in the city. It will help better understand the improvements needed whether it's for housing, parking, and/or traffic.
197. Listen to the public.
198. Toughest crime laws, too much assaults and crimes with guns.

- 199. Crime prevention. Reduce the amount of people allowed to live in a single house.
- 200. Take care of the homeless issue in Santa Ana. It stems from lack of education, lack of good parenting, low self-esteem, low ambition, low self was worth, low wages, lack of affordable housing, lack of job career training, and drug abuse.
- 201. Financial help.
- 202. Ayuda financiera

28. If the above questions did not mention a community facility or service that you believe should be discussed, please enter your suggestion below

Open-Ended Responses to Question 28:

- 1. We need to change the way we reach families with children ages 0-to-5. By addressing their childcare, healthcare, and educational needs, we can help transform the lives of these children early on. This prevention measure can help us ensure that children are equipped with the tools to thrive at a young age, and therefore change the trajectory of their lives. This is an approach that can help prevent homelessness and achieve economic and academic opportunities in the long term.
- 2. What happened with the redevelopment loans and properties of the city why aren't they listed on the 5-year plan.
- 3. access and support for faith-based programs and houses of worship
- 4. Permanent Affordable Housing and transitional shelters focusing on women.
- 5. Change prop 47, 57, and 109 that is one reason we had crooks running all around our city. Committing a lot of crimes that don't get reported.
- 6. This city needs more senior & community centers, the ones we have are in bad condition. We need another large library and bookmobiles.
- 7. Upgrade your network infrastructure and cybersecurity to protect it from being held ransom and shutting down the city. Where will all of the retiring baby boomers afford to live in this city? One old 55+ community is not enough. When will the AMG 2222 E. First Street Apartments be completed?
- 8. Sexual Abuse Survivors
- 9. It would be good to include these topics in the different community events by providing flyers to the residents, making videos that touch on these topics and send out periodically, partner with the schools and the

- police dept to help inform. This can be done at the parks, community centers, libraries and by utilizing social media too.
10. See my comments above regarding arresting the drug dealers and providing temporary housing, food and health facilities. Also, the City should be cooperating with ICE to remove illegals and in particular regard deport those who are criminals.
 11. With a population of over 330,000 one main library and a 2nd location on Newhope is not sufficient to serve the people of Santa Ana. We need to have a library in every Ward of the city, and we need to bring Book Mobiles back and working with the SAUSD. Additionally, we need to stop selling our precious land to developers and reserve some of that land for open space parks. We need to plan to have parks in the future.
 12. Public parks need to be assessed. Recreational leagues are struggling in keeping families involved in extracurricular activities because of fear of safety. Residents are choosing to venture to outside cities to get their children to participate in activities in a safe environment.
 13. Socialized medicine
 14. Community health clinic with visiting nurses in each neighborhood. They could connect with frail seniors, persons with disabilities, and individuals struggling to care for themselves - those at risk of homelessness.
 15. Free Tax Preparation Service
 16. Permanent Supportive Housing
 17. We really need more libraries, they are knowledge centers and provide safe environment for kids. Provide services for the kids of today who will become adults of tomorrow who will rent, buy, invest in Santa Ana.
 18. Stop allowing dispensaries in our city.
 19. Improve storm drains. Stop urban flooding in downtown Santa Ana area. According to my colleague who is an I.E. resident, downtown SA is a sandbag city in winter.
 20. Homelessness in large is due to drug addiction and mental health illness. Not enough is done to get people clean and off the streets. Housing alone won't solve homelessness.
 21. The City should pass a retrofit ordinance similar to that passed by other cities (e.g., L.A., Santa Monica, West Hollywood, etc.) to require earthquake retrofit of buildings vulnerable to collapse in an earthquake (unreinforced masonry, older wood, and older concrete buildings) to protect our community's housing stock and business continuity.
 22. I felt the survey covered the main issues, housing is just too expensive for low income individuals and families, especially single parent households.
 23. Affordable Housing/HUD Community Meetings (access to meetings or IMPORTANT INFORMATION about everyday life in your community. For example information regarding recent crime trend information to keep your family aware and safe, sharing names of companies or programs

that can assist with medical care, affordable housing, food needs, school/children activities available, voting on local measures). Transparency and honesty regarding any situations or issues that will directly affect citizens. Ways to learn about local laws or rules or to vote on or pitch ideas for fair new laws.

24. A center for English literacy and basic financial education so our predominantly Hispanic population can become informed investors and participants in the larger culture. Without these two basic tools, the decline will continue.
25. LGBTQ centers and outreach.
26. safe space for youth to be active and healthy like skate parks.
27. More spaces for youths.
28. Youth Centers, keep youth active in the community.
29. Youth facilities
30. affordable housing for seniors
31. I think the CDBG funds should be used to replace the oldest sections of the sewer system, which everyone knows is a disaster waiting to happen.
32. A community facility for youth would be great. There should be more support for children and teenagers. If they are better educated, they would have more opportunities to succeed and support the success of Santa Ana for future generations.
33. Jobs: Santa Ana Youth Program. Mental Health Resource Center for Santa Ana residents. Affordable Housing in Santa Ana. Funding to parks and the library. Reduction of police budget to go to youth services.
34. Community safeness
35. Improve public transportation
36. Develop an award/reward system to get capable citizens from in front of their TV's into helping with the above problems. Train leaders for programs to involve allot more people
37. Libraries and senior centers in 92704.
38. We need to bring back mental institutions. Most of the homeless I see on a daily basis are sick and need to be institutionalized for help. Drug users should also be held accountable and kept in prison for the crimes they commit to support their drug habit.
39. More parking options for areas around high density neighborhoods. Places for homeless people to go during the day. More resources for LGBT+ youth and seniors.
40. Expanded parks and recreation activities in city parks
41. Require all county services regarding homelessness to relocate to county property that is not inside our city limits. Then other cities can not bring their homeless to our city under the guise of utilizing county facilities.
42. Crime prevention crime prevention crime prevention

43. I have received my ballot for Ward 4 election, but unfortunately we residents are not informed about our Wards and what is going on in them and what issues are being addressed. A quarterly newsletter mailed to the residents would keep us better informed.
44. Improve parks and lighting
45. Focus on keeping the city clean, graffiti removal, trash in the city, parks and public restrooms clean. Neighborhood police response time can be better
46. Increase police force and city code inspectors
47. Improve public transportation, especially the OCTA and train systems. Many OCTA buses are infrequent, departing once an hour, compared with metro cities like San Francisco that have public transportation every 15 minutes. Add to that the fact that most buses are late, and the hour-delay between services makes passengers miss their transfer to other buses, delaying their commute by 1 or 2 hours. This creates a high risk of being late to work or school, making OCTA less popular and people decide to use other services like Uber over OCTA.
48. Modern and clean park rental facilities available for rent. Clean up and demolish unused land and abandoned buildings.
49. More social workers should be placed in existing community facilities to service the youth and families.
50. A family and youth center is needed in the city
51. After school centers/Programs were not mentioned. These programs are essential for every child to stay away from crime and gang violence. Not only that but staff encourage these children to be creative, build character and leave a positive impact in their community.
52. N/A
53. Locker facilities for the homeless to keep their belongings.
54. In order to bring down the rent prices, we need more housing units. The more units we have, the rental price will go down. Lack of good and safe housing is scarce. The only thing available are unsafe and not maintained.
55. More teachers and fewer administrators
56. Fund shelters for the homeless
57. We need open spaces and single-family homes. Stop the density in Santa Ana.
58. Supervisors in the community centers need to be educated on working with the other groups within the community.
59. Encouraging/incentivizing homeowners to maintain their properties well and better advertising for job training/employment services/career betterment programs would be helpful.
60. Institutions for mentally criminally insane. 3 strikes law for mentally insane , homeless. It is just not safe and having to protect residents at Casa Pacific

- has become threatening towards my wellbeing. These people on the streets need to be locked up in a mental institution.
61. We need more local parks for our youth. More affordable athletic programs - no child in Santa Ana should be denied baseball, basketball, football etc. because of their inability to pay
 62. Please provide more permanent supportive housing with wrap around services!
 63. Parking in single family home Neighborhoods, no vending trucks in residential neighborhoods
 64. Better public transportation
 65. See item 22
 66. Free trash pickup. There's too much trash on the sidewalk.
 67. Promote churches
 68. We need services all over the city to help the homeless off the streets and make our city more presentable.
 69. Fine and dramatic arts center. Classes for all ages.
 70. Establish a fine arts center with lots of affordable classes - for kids and adults - after school and evening classes
 71. Cambodian center - needs to help Hispanic community and not clear what they do?
 72. Training on how people can avoid drugs etc. include how to climb out of homelessness
 73. hate and discrimination prevention
 74. Aser algo para retirar los homeless de la comunidad para que aiga mas seguridad
 75. Nunca resuelven nada
 76. Families are being displaced and less number of students are enrolling in our district. Think of our families from a community perspective and think with our privileges. thank you.
 77. Public Transportations offering only 1% of public needs. Homeless living in the public Parks. There's no decent Shelters to treat them like humans-being. Anyone can be homeless overnight doesn't mean should sleep in the street we're in USA the best country in the world we should be the leaders in prosperity if we have been able to feed the hungry overseas we can do it in our local cities we have to manage our funds much better to eliminate the Homeless problems to improve our Public trans. Build more affordable housing.
 78. More funds for SAPD to hire more officers
 79. Help Santa Ana have safe neighborhoods.
 80. Community centers should be facilities that inspire and assist youth and families to find the opportunities that are available in the world
 81. Child day care at schools or nearby warehouse jobs
 82. the city should focus on sustainability

83. the city should focus on sustainability
84. More youth centers. Where the students can learn, parents can also feel included.
85. "The biggest issue right now for most is probably the homeless, because they are the most visible sign of 'blight'. The homeless also create chaos and whatnot for businesses and individuals, and the city services/staff. Small, semi-permanent emergency facilities at key points in the city would greatly assist the homeless as well as everyone else. Not so much a place to sleep as a place to shower, clean up, use the facilities (since most businesses won't allow them to). Possibly even small food banks or 'take-out' counters. And this last part is going to sound a bit crazy, but for the truly mentally ill, a 'park' that is situated for their illness, in which they cannot move past the park boundaries, but can live as they please, while remaining somewhat safe and away from common people (who ignore them at best anyway). This *has* to be a better solution than letting them run amok and dealing with every situation across the city, as opposed to it being in a centralized park, with all that they would need, including medical services. When the Great Recession hit, many people like my mom were 'shaken out' of the economy like fleas- and if you didn't have the technical chops to survive in what became a very intense employment context, they ended up on the streets- having lived in OC since 1981, I'd never in my life seen so many 40+ (and heartbreakingly, even older) aged people on the streets. If it wasn't for me, my mom would have been one of those people, by virtue of economic factors and her own. Small assistance would help some of these folks.
86. Library services need to be increased
87. Per Safe Mobility Santa Ana report: "Traffic signals are not preventing pedestrian and bicycle involved collisions at our larger intersections. More than 1/3 of all collisions occur at traffic signals despite only 9% of the city's intersections being signalized." Fix this problem to encourage affordable transportation (the 2nd largest household expenditure after rent or mortgage payment).
88. "5yr strategic plan and the sunshine ordinance."
89. Housing Assistance
90. Get on the street and see all the people in the street asking for money with a cardboard sign and sleeping in a cardboard house. They need help
91. More park space and community enrichment programs
92. more parks
93. We need book mobiles to fill in the gaps for the lack of libraries in our city.
94. Emphasizing safer, more environmentally friendly forms of transportation (ie not cars). Sidewalks that are safe for all (children, disabled, elderly), protected bike lines, low-cost and high-frequency public transportation.

- Devoting less public space to cars in general, freeing up space for other community purposes and de-prioritizing those who are wealthy enough to afford cars over those who can't.
95. Incentive the reporting of major crimes by offering financial rewards. That can be funded with funds saved by drug testing welfare participants.
 96. Community clean up, street and parkway. Maintenance to create pride in the community.
 97. Education for mothers of young children and daycare
 98. There needs to be a large community common like a convention center for the city of Santa Ana. A place for community to think together.
 99. I'd like to see an arts center with community classes, similar to the Irvine Fine Arts Center
 100. Downtown Santa Ana is not working. No matter how many trolleys, street cars the city brings in, it is not functioning. So many of the local families stopped shopping there and it lost it's magic.
 101. Diversity and Inclusion programs
 102. Address real problems that result in our streets and parks being overrun by homeless vagrants and not fixate on housing capacity. Real problems are drug dependence, mental illness, lifestyle preference (choose to live on street with no responsibility), temporary financial setbacks. [Affordable] housing capacity is far from the (very far from) the real problem.
 103. Early childhood education infant and pre-K low income opportunities
 104. A guy written up in the La Times (homeless Yale grad) thinks homeless need a place to wash clothes, iron a shirt, make a copy of a resume. It seems like that could happen faster than the establishment of shelters, etc. and fill a critical need. We have a lot of people living in their cars around here, and they deserve some immediate mercy.
 105. More benefits for the homeless
 106. Renting is too high
 107. Train tracks on the streets are danger to the cars because it's not really safe to drive over, most people don't see the tracks and drive too fast or too slow and they might cause accidents
 108. Mental health outreach and service for transient and homeless population in the city
 109. Having city programs which include opportunities to join girl/boy scouts or sports is in shambles in Santa Ana. I have to drive to Costa Mesa to find those better opportunities for my kids and that's a shame.
 110. Madison Park needs a community center. The park needs a lot of work.
 111. A community center for all ages.
 112. Community outreach programs for teens.
 113. After-school programs should serve the kids and should pay those who give their time actively teaching or instructing the kids. Principals and the business owners who run these programs shouldn't see profit coming from

these programs and any funds should be invested in the programs/instructors directly. For example, MPNA-GREEN received funding this year but did not help fund their after-school programs by purchasing materials, paying instructors etc. As they directly stated to a parent, they did not care about how many students were in a class, they just needed the class to run so they'd get funding for their business.

- 114. Mental health and substance abuse programs to help the homeless.
- 115. Banks are getting out of control. That's why families share a home. After all that then we have issues with the parking.
- 116. Community housing and job placement are key in lifting the drug addicted homeless.

29. What do you consider to be the most effective community development activities in the City during the past 5-10 years?

Open-Ended Responses to Question 29:

1. Nothing when rules and regulation aren't being enforced
2. expansion of homeless services
3. Permanent Affordable Housing and transitional shelters focusing on women.
4. The youth and summer programming have been extremely beneficial to the youth in the community.
5. The graffiti removable people
6. Strategic plan the city currently has.
7. Addressing homelessness at the Civic Center.
8. housing for lower income and a veterans housing
9. Youth Programs.
10. Infrastructure - widening Harbor Blvd, replacing old sewers, main water lines. Timing of traffic lights. Using soaker hoses instead of water sprinklers. Safe routes to school. Santa Ana Business Advisory Committee.
11. Social emotional learning & restorative justice
12. Periodic crackdown on gangs and arrests of drug dealers.
13. The annual 5k is about the best thing I've seen the city implement in the past 5 to 10 years. The attempt at bike lanes is nice but not good enough as it's a hodgepodge and doesn't provide a sufficient trail to ride bikes.
14. Fourth street revamp has brought upon new business to the City of Santa Ana.
15. Empowerment Zone
16. Focus on education. Support of Santa Ana's neighborhood groups.
17. Free Tax Preparation Service
18. Homeless services, youth development programs like High School Inc., and financial stability programs like Orange County United Way's SparkPoint OC.
19. City beautification project, public art, public spaces, community events throughout the city and not just in main economic areas. Art has transformed some of the worst neighborhoods in the world whether it be murals or brightly colored homes. Art creates community where there was none before.
20. Cleaning up Bristol street-but the streetcar idea is a waste of money.
21. Youth programs
22. 4th Street Market.
23. The improvement of the downtown area and the areas around the train station.

24. Santa Ana Housing Authority rent assistance thru the Section 8 program. The City of Santa Ana has built some affordable housing units and are planning more near the train station.
25. I honestly don't know any community development activities that have taken place in my city in the past 5-10 years.
26. Outside investment for redevelopment and upper middle-class housing units, which brings with it the need for services that produce jobs for the predominantly low-skill worker pool in our community.
27. DTSA improvements.
28. New green spaces for the community to enjoy.
29. reconstruction of the roads and sidewalks.
30. No, I didn't see any improvements.
31. Parks and Proper lighting.
32. parks
33. The Arts District and the downtown restaurant scene are the vibrant center of interest in Santa Ana. (The artist lofts were a great idea, but were too expensive for actual local artists.)
34. Not sure. Please provide options in future surveys.
35. None. Meeting happening without much community involvement. Only when neighborhood association are invited. But there are other Spanish immigrant families that are not included in the process.
36. Safe city
37. Improving roads (adding roundabouts)
38. the move of homeless away from the government buildings. Now develop services and housing for them.
39. Bristol street enhancements
40. To be honest nothing. I have yet to find something useful and safe in my community to use with my kids not even the local park in the neighborhood is safe
41. Arts in the downtown area
42. Cleaning up downtown to help spur new businesses and entertainment for the area.
43. Head start, community groups like Kid Smart, after school programs for kids, LGBT+ Pride, moving homeless out of civic center and building new shelter.
44. Increased police interaction with residents. Crime reduction, including gang suppression.
45. The gentrification of Downtown Santa Ana. The mixed-use multi-story buildings near the train station. Suing other OC cities to build their own homeless facilities. Widening Bristol street and making it more aesthetically pleasing.
46. I don't know what they are. I've lived here for two years.
47. "Homeless shelter activities. City SA App. DTSA Arts and food courts"

48. Have not seen much improvement- our neighborhood still requesting light signal for over 20 years!
49. I can't speak to effectiveness because it hasn't been completed yet, but the OC Street Car seems to be a promising improvement to public transportation and traffic decongestion.
50. Santa Ana 5K
51. Economic development and better education.
52. Building Unaffordable housing.
53. We have great community centers
54. Revamping DTSA with bars and restaurants. This brings money in. Effective community development in the city is what brings people in to buy things and does not cost the city as much. We need to improve transportation and parking.
55. Downtown improvements
56. Revitalization of DTSA. Increasing community events around art, culture, and health. Moving the homeless camp out of the civic center and development of new temporary and permanent shelters (still a long way to go).
57. I don't think the new development has been effective at all. All the density has compromised the City of Santa Ana.
58. Cleaning up and redeveloping Bristol Street and Santa Ana College.
59. new housing
60. Renovation of Willard Intermediate into track and field and accessible playground for our children
61. Affordable Housing
62. Community activities and Housing assistance for low income families has been a blessing to our family.
63. Downtown improvement
64. You got me with this one. - I have lived in Santa Ana for six years.
65. Street construction
66. Affordable housing units, but people don't hear about them very easily.
67. Bristol street widening.
68. Sports for the youth, after school programs to help young kids stay away from the streets where the gangs will consume them.
69. The Art Walk. Small festivals downtown.
70. I can't say that I see any visible results of any City effort at all. Businesses look really run down, streets are full of potholes, etc. any improvements are the result of private effort, not the city. Where is the money going? I don't see it.
71. Parks, recreational centers.
72. Homelessness
73. Lower affordable housing
74. New schools and parks

75. Finally stand up to the homeless who pooped on our streets etc. and develop a program to help those who really want to be helped
76. affordable housing but we need more!
77. Street improvements and park renovations.
78. Keeping cost of living/rent/mortgages low so people can be a part of the community without worrying about a place to live. Everything else will follow. Also restrict help/housing opportunities from investors so families can get a chance to buy their own home instead of those merely looking to invest.
79. non-profit youth empowerment programs stemming from the Building Healthy Communities funded by the California Endowment fund.
80. New schools?
81. DT Santa Ana improvements
82. Programas de ingles desarrollos comunitarios parques publicos programas de entretenimiento
83. Clases de ingles, de nutricion
84. The 5 year strategic city plan and sunshine ordinance.
85. Not sure what activities the city provides.
86. The 5K and the women march
87. To little comparing to al taxes we pay every year
88. Keep kids and teens in sports and have them participate in after school activities! Don't make it difficult!
89. Neighborhood groups that meet and are more than moderately supported by the City both financially and staffing that assists in their organization that is sustainable.
90. "Be respectful to others. Maintain city clean such as not littering. Drive safely. Mind your own business. Make report of any conducts not prohibited"
91. community garden program
92. community garden program
93. Some of the Santa Ana owned small businesses in downtown / 4th street. I enjoy going there more knowing some of the shops are resident owned (ex. La Vegana Mexicana - my favorite). Use of the myCityApp - the Santa Ana app is so helpful and accessible. I can report any issues I see and there's a quick timely response from gov't about how we are addressing it (ex. graffiti removal). more of this please! More community organizing groups working together (ex. Resilience OC, The Cambodian Family, Latino Health Access, LGBT OC etc.). I enjoy seeing these groups working on issues and engaging with our youth. My family immigrated here from Vietnam and we were section 8 renters, and ultimately bought a home. We've stayed in Santa Ana our whole time in America. I'd say that the homebuyer experience for my parents was not easy, but they did feel that they could navigate gov't processes and go to community

- workshops about homebuying. I think we do a good job doing educational outreach to first time homebuyers.
94. Park cleanups
 95. None. Every project has had no use. Widening Bristol was a waste of time and money it all bottle necks by In n Out before you get to 17th downtown Santa Ana will always look cruddy and this light rail is going to be a failed project.
 96. Housing, housing, housing. Also, business redevelopment areas (although, the traffic snarls, ugh). We could use another college.
 97. "Youth Civic Programs. Workforce programs"
 98. Class IV bike lanes and safe riding training programs.
 99. Provide more childcare for working parents.
 100. Parks and Food Banks
 101. Homelessness
 102. I have lived in the city my whole life (40+ years) and the only change I've seen is the downtown development. Nothing else of note.
 103. Revitalization of the downtown and Artist Village, it brought income and new residents to the City. It has provided much needed positive press for the City.
 104. The creation of BIDs for the Downtown area
 105. It's nice (and very overdue) that homelessness is being taken more seriously, although the emphasis needs to be on the larger humane concerns and addressing the root causes of homelessness, rather punitively punishing them, or treating them like a cosmetic problem.
 106. Park improvements
 107. Santa Ana college offering free tuition to incoming new students. Will help families save money on education.
 108. The work on the issue of homelessness has made the largest moves within the city of any other activity, thanks to Judge Carter and local activists and the ACLU and Homelessness Taskforce who really got the ball rolling.
 109. I don't know - I haven't seen much "community development" recently. A lot of infrastructure needs repair and rehabilitation, there are a lot of rundown apartments that never seem to get improved, etc.
 110. Our community needs more access to create their small business or more well-paying jobs IN Santa Ana.
 111. Homeless assistant program in our city.
 112. The restructuring of Downtown Santa Ana.
 113. Downtown rehabilitation
 114. The main street revitalization has been impressive.
 115. Open forum meetings, but need to be held at a time when all can attend.
 116. The redevelopment of downtown has probably been the most visible; the community gardens are a great idea, but they need more

- investment/structure/programming. Pacific Electric Park and the Roosevelt Walker Center are nice additions.
117. Affordable housing
 118. How they have been more helpful with children
 119. Affordable housing
 120. Rental housing
 121. Non-government, Community organized events
 122. The most effective community development was street lighting and the streets look a bit more safe because of the many more and new bright lights for when it is night
 123. I would have to say the bike lanes throughout the city
 124. I am very happy that downtown Santa Ana is currently going through renovations. The previous shops there were an embarrassment to the city and now things are improving, yet downtown still needs places for entertainment and shopping there are two US standards.
 125. New affordable housing
 126. The economic revitalization of DTSA has been great but we need to also focus on helping long-time businesses stay in areas that are economically improved.
 127. New parks and community center.
 128. Adding more funding to libraries and Rec classes. The more we focus in our youth the less we will spend later
 129. Job training
 130. Community events have been very beneficial to the city. Creating a sense of unity can be very beneficial for lots of communities in Santa Ana.
 131. All the improvements made, economic and structural
 132. New parks and recreation centers and few marathons and bike walks.
 133. Graffiti removal is a huge plus!
 134. Downtown revitalization.
 135. creating more children and parents programs during and after school.
 136. I'm not familiar with the efforts of the City to help the homeless.

30. Do you think there are gaps in the housing, economic development, or community development services offered by the City? If so, what are they?

Open-Ended Responses to Question 30:

1. There is so much to be done in each sector. Housing-take the empty parcels in the city and build affordable housing. Economic development-create pathways for those individuals that don't have the right to work status in the United States. They are a large part of the population living in

the city and not enough is being done to help them obtain economic stability through either worker cooperatives, small business models, or other gig economies. Community development services-the City can also help fund childcare centers that are pillars of education for children ages 0-to-5.

2. Yes, there is gaps because the public has no knowledge of how affordable housing works and how are the rents being calculated
3. Permanent Affordable Housing and transitional shelters focusing on women.
4. The city needs to focus less on the renovations of downtown and more on renovating buildings not in use to make them affordable housing options for chronic homeless people.
5. No, I work a full time and part time job for many, many years sometimes you have to work more than you'd like to keep the mortgage, bills etc. paid. I believe the city does enough.
6. I think the city spends a lot of its budget and other resources on providing emergency services and services for the poor and homeless. I think the city should try to achieve a better balance between these important needs and providing services for those in more affluent neighborhoods, e.g., a senior center that contains activities that better interest middle and high-middle income residents.
7. Yes, there is insufficient supportive housing for chronically homeless households.
8. Most definitely, people that live in SA have to work out of the city, rent is so high that many have to work 2 jobs just to pay the rent. Seniors are being neglected and the city isn't prepared for the silver tsunami.
9. Lack of information.
10. Absolutely, too much effort and assistance to developers and luxury apartments. We need affordable housing.
11. Yes
12. Where to begin? The homeless living on the streets buy their drugs from criminals. Arrest the drug dealers in full cooperation with ICE. The people on the streets have terrible skin and other infections. Some finally get into the hospital and get the mersa, sepsis, infected boils, decayed teeth pulled and other serious diseases taken care of. The homeless need medical care every day on the streets. Reportedly, the homeless can get methadone and alternative meds to heroin, but have to be at a dispensing location at 7 am to 8 am which is not generally possible. Take the methadone to the homeless on the streets. Use medical students or newly licensed medical professionals and give them significant payments against their student loans.
13. Absolutely.

14. Finding affordable homes in the City of Santa Ana has been a struggle. Affordable homes are in run down, high crime neighborhoods. Any decent home in a well-established neighborhood is hard to come by and when found get taken quickly or leads to a bidding war. Rental properties in a good community are rare to none.
15. Yes, the government funding is very restrictive. Please allow for more flexibility and less reporting. Trust the organizations that you fund to be good stewards of the money and base funding on overall outcomes.
16. "A dedicated liaison to keep the needs of persons needing county services before the county would help. (The biggest gaps in services are at the county level.). Housing for community college students. More emphasis on science and technology education "
17. Low income housing is run down. Housing upgrades & safety are important.
18. Free Tax Preparation Service
19. Yes. More Permanent Supportive Housing and affordable housing units are needed. More mental health services and providers are needed.
20. Yes. The City often sits as a beacon on a hill. This survey and live community events will hopefully help the City understand what is happening at the ground level. Get out into the community and stay out there whether or not you think it's working. People know you're there even if they don't show.
21. These agencies do not seem to communicate or work with each other that well. Typical large institution problem.
22. Yes, there should be more done to help combat homelessness.
23. Yes
24. Not sure
25. Yes!! Not enough assistance for documented working families.
26. Yes, there is not enough crime prevention and not enough emergency shelters and management of the homeless in our community. Additionally, we have many empty lots needing development into businesses, but we need more "mom and pop" small businesses to keep and improve the character of our community rather than just big businesses and franchises.
27. We need more landlords that are willing to rent to Section 8 housing recipients. Participants need more time than just one month to find these tenants that are willing to take Section 8 renters.
28. Yes, I feel there is no fighting chance for younger people or lower income/poverty stricken families. The rich stay rich and the poor get poorer and any type of assistance program I've ever personally reached out to even just seeking answers or references/information about anything has always been impossible. Nobody ever wants to even hear the citizens out and allows them to lose their homes and their jobs and their transportation.

29. There should be more focus on assisting homeowners with the maintenance and renovation of existing owner-occupied residences. If not, we will be likely to sell without renovating, leaving for a new home further inland or AZ or TX. That would leave behind an increased inventory of subpar housing, reduced assessments, and declining property values.
30. more affordable housing is needed
31. Continue on the path you're taking.
32. Yes. Limited mental health services for uninsured or limited insured adults.
33. yes, it mostly has to deal with the cost and affordability. not many residents in the city are able to afford to these services.
34. yes, more spaces for youth such as parks and skate parks that are safe.
35. Yes, housing is not affordable. It is being built but is not in the budget of the local people.
36. Developments don't really address low-income families.
37. lack of senior and affordable housing
38. I'm not sure I know all of that the City offers.
39. Yes! We don't prioritize services for youth, there is no youth budget that provides services to help young people have opportunism to succeed.
40. Yes, affordable housing and assistance is lacking for low income people
41. Housing with the correct services for the residents that obtain the housing, not some general help.
42. There are gaps due to a lack of advertisement of the city services available
43. I think there needs to be more gentrification and cleanup of many of the Santa Ana neighborhoods. If the city could clean up Santa Ana there would be more interest and demand of people moving here which would help current homeowners. Santa Ana is in the center of OC and geographically it is a good area.
44. Housing First solutions for homeless individuals, unregulated rehab houses, nowhere for homeless to go during the day, except libraries. Too many raises for police and unfunded pension liabilities. Not enough music education and community music experiences for people of all ages.
45. The biggest gaps are between the city's quest for higher tax revenues and its inability to budget adequate funds for homelessness, marijuana elimination, public transportation (light rail) between north, central and south Santa Ana, and infrastructure improvements (surface paving, pothole repair, street widening, signal controls, etc.).
46. I receive a quarterly newspaper from Tustin showing the improvements and projects the city is working on. I think Santa Ana should send information to its residents as well. It would be helpful to know what the city is doing without having to go to a website or city meetings.
47. High housing prices

48. "Senior services-mainly transportation/ medical or other. City encouragement for continued new business development. Neighborhood police involvement"
49. Yes the "bad" areas are still bad! There is an increase in robbery and misdemeanor crime also high density housing development will increase traffic!
50. Not enough community events and clean, safe public spaces
51. We require more outreach to reduce crime and incentives for developers to invest in the City, which will create more jobs.
52. Yes! Houses are not affordable and are not being sold. Any newly developed homes are sold right away to people that don't even live in the community but just purchase the lots to rent/lease. This is very destructive since actual residents are unable to own property at an affordable price.
53. Build affordable RV parks for the homeless people who have bought old RVs to live in.
54. Not enough staffed shelters for the homeless, our veterans, the elderly, and the mentally ill.
55. Gaps in housing and economic development. New apartments are being built, but the price they are renting is too high for a single working professional.
56. Need more housing units downtown (at least 500 more units)
57. The people that live in Santa Ana and have lived in Santa Ana for decades do not care about economic development, we need affordable places to live and raise families.
58. Yes, there are many low income immigrant families who cannot qualify for any assistance.
59. Yes. Land use zoning is an issue. Planning committee is a joke. They are content with status quo and lack vision and motivation to expand housing and commercial opportunities.
60. We need more single family homes. Stop the density.
61. Lack of communication, sustainability and lack of oversight abatement of laws.
62. Drug rehab services and mental health (for severely mentally ill).
63. housing needs more help. funding, housing available. etc.
64. Yes there are gaps. Not enough affordable housing and not enough support from City staff. I have been waiting over 1 year for paperwork. The city leadership needs to walk the local neighborhoods and take heed at the repairs of existing homes and cracks in our sidewalks and holes in our streets
65. providing of more permanent supportive housing with wrap around services!

66. Yes, there is not enough affordable housing, potential owner trying to get businesses going in Santa Ana cannot because too much red tape.
67. Transitional housing for the homeless.
68. Yes, resources are not made readily available or accessible to the people that need it the most.
69. Yes, illegal immigration sanctuary policies hurts the city. We should help the homeless people on hard times, but not tolerate the criminal homeless (drug addicts and thieves). Porch piracy is out of control. The trash pirates are annoying.
70. Yes I believe we have a huge gap in the economic development within our community. Take for example the homes north of 17th St., the streets, sidewalk and homes are more presentable but as soon as you leave this paradise you enter the sad but true reality of Santa Ana that has been forgotten. Why do the rest of good residents have to suffer of the home the can afford on other sections of the city but have to live next to crime, hearing gun shots at night, seeing the helicopter daily because of a new crime, loud neighbors with no respect for others by having loud music.
71. Lots - based on the choices on some of the questions above, economic development seems to equal a giveaway of taxpayer dollars to private businesses. I do not support that. For housing, the city should start implementing strict rules on rental housing - licensing, upkeep, etc. the condition of rental housing in this city is shameful, and landlords know they can get away with it. The city does not exercise the power it has to effect change.
72. I believe the older community centers must be updated. Children, families enjoy the activities offered by most community centers but they lack a lot of things. I live by Memorial Park and our center is not in very good shape.
73. Yes affordable housing
74. Minimum wage earners don't qualify
75. Yes
76. No, the state, county and city have funds for homeless but it never seems to be spend. They sooner pay lawyers to fight the laws rather then helping people
77. Yes i believe so, lack and diversion of funds.
78. Yes, affordable ownership inventory
79. City is no longer affordable to live in. Job that pay well enough to live in the City are far and/or outside of the City.
80. Yes. Mentioned above.
81. YES, SA has built too many luxury apartments in small areas which adds to the severe density of our community.
82. Obviously. Something isn't getting done. A lot of talk but short on action.
83. Central Santa Ana has poor housing standards that are not kept up.
84. Que las rentas sean de bajos recursos

85. Si , clases de ingles
86. Yes,help current homeowners fix up our homes.
87. I'm sure there are gaps but haven't been able to participate in the services that the city offers.
88. Yes. People want to remain in Santa Ana and city officials and staff are not protecting tenants and residents.
89. Same as above
90. Yes, you have to make minimum wage to get any sort assistance.
91. You assist in the development of housing, but then walk away and do not continue oversight. Small startup business should have support in how to achieve reasonable goals and fee waivers which diminish as goals are achieved. Neighborhood organizations need to have MORE assistance in noticing of meetings in a more timely manner and mailing out agendas at least 7 to 10 days before the meetings.
92. Absolutely. Housing specifically. How can a two, full time income household still not be able to afford to rent a one bedroom house on our own?
93. I have yet not found no economic housing that I can afford
94. not much help for renters, protection for renters, consequences for landlords who keep apartments in bad conditions
95. not much help for renters, protection for renters, consequences for landlords who keep apartments in bad conditions
96. HOUSING - my family was ultimately pushed out of Section 8 housing because the rent kept increasing on us year after year. It was hard for us to stay. I can't imagine how this could be for other renters. There needs to be more regulations and help for Section 8 home renters. If they are like my family, they are most likely very low-income. There needs to be more outreach to these families about what their rights are. Not knowing English can be very difficult to navigate and understand what renters' rights are. Please do more outreach in Spanish, Vietnamese, Khmer, Hmong
97. Development - My mom owned a nail salon on Main Street and I was proud to see her try to open a business in Santa Ana, our hometown. She struggled a bit to keep it open because she did not speak enough Spanish to connect with the clientele. I am wondering what are some incentives or things we can do to encourage Santa Ana residents to invest and open up small businesses? Even though my mom sold her shop, I could potentially see her getting support to hire staff who spoke Spanish to make the services more accessible. Can we give incentives to small business owners? Vouchers? loans?
98. COMMUNITY DEVELOPMENT - gap in reentry services for people who are homeless.
99. Community services - need to service all citizens/community members, not just one group

100. Hm. I'm not sure I'm smart enough to spot these...
101. Yes. Affordable housing and strategic partnerships for youth workforce development.
102. Yes, housing needs a lot more services offered for the homeless population keeps increasing. A lot of people are not staying in shelters due to safety reasons (mainly sanitation).
103. Give to the needy
104. There will always be GAPS. Residents and business owners lack pride of ownership and basic respect for the community. So many poorly maintained properties are a blight.
105. No on housing, the City is just dense. Economic development- City needs to embrace and be supportive of all socioeconomic groups, not just low income and not just Latino. I am Anglo and middle class and I feel very discriminated and left out of the city.
106. yes, of course there are gaps. The down payment assistance program needs to be adjusted and allow for more income per person.
107. A more serious, forward-thinking, and long term approach to the climate crisis.
108. Investigating fraud in the welfare system
109. There are too many people here, too much burden, no availability
110. They should extend the income requirements
111. The rent on apartments are going up every 6 months and it is heavily affecting low income families
112. Yes, there are many gaps one being that the city does not understand what economic development and community development mean. They do not know how to build pipelines and they don't know how to create accountability structures, asset map or connect the dots. Poor communication with the community. They still do all their financing manually. Poor leadership by career politicians rather than folks with a desire to accomplish real change within this radically diverse community of almost 400,000 people. Don't know how to make a plan and keep it!
113. Housing - the City needs to use its authority and power to make landlords maintain rental properties. And educate and support renters when faced with unscrupulous landlords. Community development - more libraries, we need an arts center, more pools and open year round.
114. Yes, no shelters or housing available at an affordable rate for a someone with severe physical disability.
115. Yes. The units go to artists, even if they are outsiders, that is unfair. The units need to go to families who grew up here, or have been living here for years.
116. Yes, there're gaps in affordable housing. City's planners are too interested in their own profits businesses including elected officials.
117. Yes. Housing is outrageous, it takes two or more families to pay the rent

- 118. Community development should provide a wider range of services to youth, specifically after school programs that can also serve as child care.
- 119. Yes. It seems like little investment is being made in publicizing events and activities. I often find out about things the day of, and community classes are not well-advertised, which makes them poorly attended, which sends the message that people don't want classes, when the reality is they don't know about them.
- 120. Identify more locations to build affordable housing
- 121. Yes because some people really need it and aren't being benefited
- 122. No there are no gaps
- 123. Substance abuse
- 124. I think there are gaps offered by the City for example housing I feel that they don't consider everyone when it comes to housing and the life circumstances they are in.
- 125. Lack of priorities. The City of Santa Ana is more than just investments in revitalization of downtown. This includes the trolley project which should be scrapped.
- 126. No, I don't think so
- 127. Not sure
- 128. Yes, because there is
- 129. I'm not sure
- 130. Why are Santa Ana's notable events and festivals pushed out of the downtown area and relocated next to the bowl on flower?
- 131. Please refer to the previous statements
- 132. Yes, we need to provide services teaching our community about financial literacy.
- 133. Education. Jobs are not paying enough to pay rent.
- 134. I don't know.
- 135. No answer
- 136. I'm not sure I can answer this one, but I do believe housing could be much better.
- 137. Unsure
- 138. Yes, need more focus on small businesses developing.
- 139. Many young people with careers can't afford housing.
- 140. There must be or we wouldn't be seeing this surge in homelessness in the past 2 years.

31. What are the high priority housing, economic development or community development needs for the City in the next 5 years? Why?

Open-Ended Responses to Question 31:

1. Why build more affordable housing or any type of housing if it's only helping the people outside of the Santa Ana.
2. homeless prevention and services for the senior homeless community which will triple by 2025
3. Permanent Affordable Housing and transitional shelters focusing on women.
4. Not sure, depends population I would think
5. Better public transportation, better park management, road and traffic management improvements, effectively dealing with the homeless issue by spreading housing and care throughout the county.
6. Supportive housing for chronically homeless households. Homelessness continues to increase in Santa Ana.
7. Affordable housing, manufacturing jobs and on-site labor training incentives.
8. More places to live.
9. Homeless shelters for families and more good paying jobs. We are the 2nd largest populated city in the county with less revenue than Anaheim. Human dignity. It is morally wrong for families or anyone not to have a safe place to live.
10. Real affordable housing, section 8, and rent control.
11. Many are shopping outside Santa Ana because of the unsafe, dirty, and not enough of nice places to shop at. Many shopping plazas and or buildings need to be updated and need better lighting, security, and or better-quality businesses.
12. See above.
13. We need to approve the Toll Brothers build at First American Title. We need to approve the build at the 3rd Street Parking Structure because we need the additional retail and hotel tourism tax. We should be doing everything possible to get the YMCA built up for future use with the local performing arts school and not give it away to Caribou Industries. I really wish Caribou would build something and that the city would stop letting the company tie up all the projects to no avail.
14. "Addressing overcrowding and dealing with homelessness. This leads to the increase in crimes being seen in the city"
15. Vacant lots and buildings need to be addressed. Vacant buildings can be turned into affordable housing units or community centers.

16. Make it affordable for me to buy a house that is cheaper than my rent, thank you
17. Permanent supportive housing, affordable housing, job training and expansion of employment opportunities.
18. Connect homeless persons with the county for housing and appropriate services. Stabilize housing costs for low income residents. Foster higher paying job growth.
19. Free Tax Preparation Service
20. Housing for the chronic and non-chronic homeless.
21. Do not displace existing residents, whatever programs or policies that need to be implemented to achieve this goal should be made priority. Gentrification is inevitable (given that SA is probably one of the most affordable cities in OC) but it is happening at lightning pace and pushing longtime residents out. Our diverse residents give the city the culture and appeal that people appreciate and want to be a part of.
22. Lower homelessness
23. Improve storm drains. Stop urban flooding in downtown Santa Ana area.
24. Combatting homelessness and creating more affordable housing.
25. Health and wealth education
26. Increased crime prevention, homeless shelters, affordable housing, business development, and earthquake retrofit protection of our existing housing stock and businesses.
27. Homeless shelters with laundry facilities, trash pickup, portable public toilets and showers are needed since we are a sanctuary city. This will serve the homeless as well as people with substance abuse problems, mentally challenged, prison releases and disadvantaged youth within all categories.
28. Clean, safe, AFFORDABLE housing opportunities/units! Community parks or libraries etc. that is comfortable, free, accessible, secure.
29. English literacy. Attract outside investment and redevelopment. Stricter enforcement of gangs and vagrants which are actually connected by human and drug trafficking. It's not a secret. Both groups are unique health and safety hazards which not only endanger simple things like walking through the struggling Main St. district, scaring away businesses (current and potential) from laying down roots, and keeping away affluent customers/diners that USED TO visit from surrounding cities, to the detriment of our local businesses and workers.
30. Affordable housing for the general population, rapid-rehousing for the homeless population with wraparound services,
31. Bring in some boutique hotels downtown. Continue building the arts culture.
32. Addressing homelessness within CalWorks families in the welfare to work program. These families have developed patterns of homelessness and

- due to lack or limited income they are unable to afford high rents in the city or find jobs due to their identified crises.
33. have these services be accessible to everyone.
 34. No more empty lots.
 35. Working on affordable housing for people and making it accessible to those with low income. Community lighting because of how dark it gets during the night and makes people feel unsafe.
 36. Affordable housing because there are many people who can't afford to pay rent.
 37. affordable housing for seniors
 38. "Parking in residential and downtown areas is very difficult, mainly due to overcrowded units. All building of low-income housing should plan for double the usual cars per unit. Also, business permits in mixed-use neighborhoods like mine have not taken the shortage of parking into account."
 39. More housing! Demolish unlivable housing. Encourage renters to become homeowners and offer the support to pay their mortgage. Stop pushing out Latinx stores. Give them money to make improvements. They serve the Santa Ana population.
 40. Youth jobs so that youth are busy and working and sustain their families and communities.
 41. Rezoning and public transportation
 42. Programs and services for all levels of homeless to include rehab, education, job training. Look at the programs at the Orange county rescue mission.
 43. "Increase the number of police officers, community crime prevention/education, and greater access/visibility (e.g., coffee with a cop) to SAPD, community service agencies (city council members), as well as to SAUSD administrators/school board members. These agencies and the individuals representing them need to hear from the community and see what is going on in the city they serve. When the perceptions of Santa Ana change then we can experience greater growth and development. "
 44. There is too much housing in the community causing overcrowding
 45. New housing would be good. Because, many job opportunities are exist in Santa Ana but it doesn't have enough houses in the city.
 46. Homelessness should be the number 1 priority
 47. More crime prevention and moving the homeless along or returning them to the city they came from. More gentrification and cleanup of the city. I think this could entice business to invest and move to Santa Ana which will attract new homebuyers and increase the home values for all.
 48. Affordable housing.

49. Higher minimum wage, stop people from losing homes, support for foster kids aging out, people returning from prison, and elderly housing.
50. Great need for mixed development of housing, jobs, parks and transportation. Infrastructure improvements are not keeping up with obsolescence.
51. Retain historic nature of neighborhoods, avoid high density apartment development
52. Build more mixed-use buildings in industrial and business zoned areas. Do not allow the development of high-rise living communities in or directly adjacent to single-family neighborhoods. Shut down ALL non-licensed pot shops. Find solutions for the homelessness problem.
53. Stimulate business in the city which will bring jobs. Work on underlying problems of violence, gangs, drug addiction, graffiti, and increase job training and opportunities for youth. Help clean up areas of the city which are degraded and degrade the community.
54. Improve streets and sidewalks for a nicer community
55. "Continue this effort of asking the residents of SA what they want! It's a good start. We need after school day care / child activities-sports so parents can work. SA needs to be business friendly which it isn't. Provide community events for all residents—many are always focused on low income or are in certain areas of SA. We have no real shopping areas-no "Tustin Marketplace" or Gathering locations for concerts etc."
56. City of Santa Ana is out of space to accommodate any more people.
57. Increase policing, less new housing development but improvement in affordable housing/ rental living conditions
58. Decrease property taxes. Provide better homeowner mortgage assistance than loans that require 20% downpayment (often requiring people to carry \$100K to \$200K of cash in their pockets).
59. Reduce parking as a development issue in neighborhoods.
60. More green open spaces in place of abandoned or unused buildings
61. We need a private-public partnership with developers to create public facilities, public spaces, and jobs for the community. Additionally, we have to be tougher on crime.
62. Build family homes or condominiums for low income or assistance need families that are affordable and actually functional, not dilapidated or unsafe as has been the case for the last decade.
63. The community needs our streets repaired. Our community needs new led lights. Our Alleys are a mess.
64. Homes for everyone who is homeless.
65. We need more affordable housing to reduce rent prices. Economically, the more units we have, the less they will rent for. Creating incentives for landowners to rent low can be a way to help reduce rent prices.
66. More housing of all kinds

67. Safe apartment structures for families
68. Increasing family housing and establishing long term shelter for homeless. Because what we have isn't enough.
69. Stop the density in Santa Ana without parking all over the city.
70. Smart land development used. Parking. Density.
71. Deal with the homelessness. Get people clean. Encourage employment. So, our city is safe.
72. Affordable Housing for everyone.
73. Affordable housing for all
74. All forms of housing such as market rate high density, perm supportive, and affordable housing. We need more housing in the limited space available.
75. Affordable housing, affordable medical coverage and affordable living.
76. Parking in horrible in the city
77. Affordable apartments and homeless shelters.
78. I don't go into "Santa Ana" for fear of crime and the homeless, I live on the Tustin, Santa Ana border. I do all my shopping, recreational spending, and general living in Tustin. Santa Ana needs to make me feel safe, and wanted within its borders.
79. Homeless folks are a problem. There should be more shelters with maybe some kind of bus service, dropping them off in the night, so they feel like they are "going home" after a day of hanging out in public areas.
80. Yes, affordable housing.
81. Instead of trying to control rent and home prices, create training/vocational programs that can help people get higher paying jobs.
82. We need to bring these apartments that are old and overcrowded down to the ground where the gangs form or gather. Generate new apartments or new homes and begin to push gangs out. Assure that apartments are not overcrowded and that will reduce congestion on the streets. It needs to be done.
83. "Housing - establish strict rules for landlords regarding licensing units, minimum standards of upkeep. Require community approval (close neighbors) for any new housing or commercial development. Finally, please kill the once and never future 42 story tower that has been "In the works" on Broadway for the last 20 years - the residents don't want it.
84. Fix the aging infrastructure - streets, sidewalks, parks, water and sewers. Add more traffic deterrents that help decrease the use of our streets as thoroughfares from one city to the next. One-way streets, no entry access at intersections, etc."
85. I don't believe there will ever be such thing as rent control, but something has to happen in order to help families stay off the streets. Parking is a mess even in communities with only homes because so many people live

- in one home. Out of control. I hope this issue can be addressed in order help everyone out.
86. Again affordable housing
 87. Housing community an economic
 88. job training and affordable housing programs
 89. Affordable housing and public spaces go hand in hand. The more affordable housing available near public open spaces, the better off the community will be and thrive.
 90. Housing. It will solve many of the problems we are seeing today.
 91. Develop affordable homeownership, not rental units.
 92. Deal with homeless, traffic and parking problems.
 93. Affordable housing like condos and homes for first time buyers
 94. When providing affordable housing/shelters to make sure they keep the community safe and clean. Otherwise there will be resentment and residents fleeing. A housing is being built by us and we are happy about these services but truly worry about increased crime/theft, especially since theft/crime seems higher the past 2 years.
 95. Desaroyo de vivienda porque las rentas son muy caras
 96. Que ahiga programas economicos
 97. Jobs, education and public safety.
 98. Keeping the street safe for cars. To prevent car tires from getting damaged because of the street holes or just bumpy pavement.
 99. We need more stable rents and more affordable housing. We need more open spaces, more parks.
 100. I think housing needs to be more affordable. Santa Ana is mainly a Hispanic city. The residents aren't making enough money to buy a house. So, what ends up happening 2 to 3 families live in an apartment or rent a house. This isn't right a lot of people work very hard and want to own a home, but I think housing is not affordable at all.
 101. Better Free Homeless Facilities with job rehab / training and, learning facilities and complete Free Medicals for Homeless people's - add New Public Transportations inner-City.
 102. Clean the city up and make it enticing for the people that live here to want to stay. Make the taxes worth it.
 103. Affordable housing. Especially with accessible living standards.
 104. Better job pays. More job opportunities. Marketing
 105. affordable housing because rent keeps getting increased due to gentrification, assistance for first time home buyers with resources and funds
 106. affordable housing because rent keeps getting increased due to gentrification, assistance for first time home buyers with resources and funds
 107. Attract businesses to the city to fill the vacant commercial spaces

108. Affordable housing, emergency shelters, emergency assistance.
109. Affordable housing, Youth and community development need to be more connected
110. EV charging stations, including on-street for EV car sharing. This will reduce vehicle ownership per household and relieve the City from the burdensome permit parking problems. It will create curb space for more striped bicycle lanes and enable a healthier population of active transportation users.
111. Provide services for existing homeowners like rehabilitation assistance.
112. Affordable housing to prevent more homelessness in families, the elderly, and the sick.
113. Addict and homeless
114. The homeless must be dealt with forcefully, most do not want to go to shelters or programs because of drug use. Loitering, trespass, and vagrancy ARE crime. The must be diverted to stop redundancy.
115. Not just supporting low income and homeless. The city needs new stakeholders who want to be here and to grow businesses. The City needs a balance of both. If there is too much focus on just low income and homelessness that is all the City will be. There will not be new taxes brought by taxes, property values will drop, and revenues form property tax will fall.
116. Addressing homelessness, lack of affordable housing, environmental sustainability, inequality, historic racial and class inequality being perpetuated in the criminal justice system.
117. With more crime we need more law enforcement.
118. The city needs to consider a clean, crime reduced environment where people want to live.
119. More homeowners
120. Rent Assistant or first-time buyer's assistants. It would help economically the families to afford a place to live in with the raise of rent and the raise of food too.
121. Housing needs to be created for 5 sectors for the housing insecure, workforce large family housing units, young professionals and people moving out on their own, and for those who are professionals have their career and family and for seniors. There need to be over 40,000 new housing units just to retain the young adults going away to college to come back to their city to work when they finish college. This means there need to be housing for young professionals, 1 and 2 bedroom apartments that are affordable with starting wage positions. There need to be multifamily housing for the families that currently live within the city so that there is not the impaction that currently exists because the units are not built for families. This housing needs to accommodate a flourishing workforce. The city needs to rethink recreation in its parks because what is

currently happening is not working. History tells us that education is a key factor in economic development, Economic development needs to focus on building pipelines that address the following problems: Education and Workforce Challenges such as The mismatch of graduates and jobs, Lack of STEM education throughout our District which assures no alignment with relevant careers that afford a living wage after school, High school dropout rates, Highschool pregnancy, Workforce lacking motivation, soft skills that need to be taught, Employers don't communicate with educators, educators are out of touch with the workforce outside the walls of the High school, High school counselors and educators then are out of touch and teach from this place, Preparation for jobs rather than lifelong careers, Students are bored with school what is taught isn't relevant to life, Lack of broadband, No communication between K-12 and parents. With 56,000 students and one of the largest districts and a population with a median age of 27 and the two biggest industries in the city being education and government, we need to at least get these to industries right and they need to be top of the line and cutting edge. An insufficient education system, governmental structure or legal system are much more detrimental to society than anything else. These factors are crucial for economic prosperity. Pipelines will help to create alignments that we need to build solid and intentional pipelines for our youth in education which takes a kind of vision that is currently lacking in both the District and City. Solutions include: Bringing together key education and workforce stakeholders in your community or region to identify what is working really well and to address the greatest opportunities and challenges facing the community. This moves your community from silos that do not communicate well to a network and system that is much more effective.

1. Taking a strategic approach to education and workforce development in your community, driven by data that reflects the real world, as well as insights and anecdotal evidence from the stakeholders.
2. Viewing your local economy and education and workforce pipeline from a new economy approach and identifying the most promising economic sectors and strategies to lay the groundwork for the future of your community. This often entails using technology and the internet in new ways to overcome distance and other barriers.
3. Identifying focus areas that have the great need or great potential for development, learning from other communities, tapping resources in and out of the community and becoming a national model for education and workforce preparation. A city's population should not rise above 500,000, The prevailing economic mentality in the city values most highly those actions that are "economic," at the expense of people and the environment. Economic thinking puts a price tag on things priceless, like our humanity and our home. Change has to evolve over time – it's not possible to rush it

- this is what smart growth is all about. We have not even looked at the business sector.
122. Improve the availability of affordable housing WITHOUT ruining existing neighborhood's continuity. Resist efforts to become the county dumping ground for homeless shelters and homelessness.
 123. Set up a housing case management program to increase success rates securing affordable housing and maintaining it.
 124. AFFORDABLE rents and AFFORDABLE home prices are needed.
 125. Invest in youth, support the creation of small businesses for Santa Ana residents, not outsiders, and more affordable housing.
 126. job creation and employment training.
 127. Affordable Family homes, Economic development? What happened to the building of One Broadway construction? It was to provide many jobs, and it's literally a pile of dirt, and has been over five years.
 128. Careful update of the city's land use plan vs. piecemeal rezoning at the whim of the then-current development issue.
 129. New affordable housing opportunities for first time buyers.
 130. Addressing the homeless crisis, providing affordable housing, providing better activities for teenage children after school
 131. Housing is first and second would be transportation. Families need a safe, affordable places to live and they need access to reliable transportation to get to/from work and to other important family services such as doctors, schools, etc.
 132. Them actually providing the help for some people
 133. Get rid of homeless because it gives our city a bad name
 134. Affordable housing
 135. I believe we need more shelters for the homeless and that includes homeless veterans in the next 5 years because if we take this as one of our high priority it will benefit both our community and the homeless. Our community will look better and the homeless will have a place to stay and make a life.
 136. Housing ownership
 137. We need more affordable housing because the rest is getting really high
 138. Being able to buy my first home
 139. Cheaper housing because most people can't afford a lot and they're a lot of people living in one house most of the time because they don't have anywhere to go or rent because it's expensive and most are homeless and we need at least housing for them to live in like a shelter but more of a home then a shelter because shelters can do so much to a homeless person
 140. Parking will be a high priority especially inn residential neighborhoods. There is less available parking in high density neighborhoods and parking tickets are on the rise. This is a high priority need for the city

141. Improve commercial properties down main street and give residents beautiful places to shop and dine.
142. Ensuring housing affordability and building middle-income housing such as condos and townhomes.
143. Affordable housing, rent control, retaining residents to not move out, park improvements, and community centers.
144. The safety.
145. Less luxury apartments and more affordable ones. Enforce laws/codes. Parking is horrible. People shouldn't be living in closets, garages, and living rooms.
146. Prevent homelessness, why? Because it's the biggest need right now.
147. Providing housing for underserved families, whom suffer from financial hardship, and have to live in areas that are not safe for their children.
148. More shelters for the homeless and overall better housing
149. Allow to build on your own land without being over charged for permits and planning approvals
150. More affordable housing. Not apartments! Actual houses. Something you can own.
151. Historic preservation, because once we lose our historical sites we lose the benefit they can provide.
152. Street parking in home owner neighborhoods have been taking away from renters from other areas. Rental apartments are not providing enough parking spaces .
153. Homelessness
154. Community housing and education for the homeless. Better schools and education for children so they don't wind up drug addicted and homeless.

32. What actions do you believe the City should take to enhance the livability of residential neighborhoods, encourage the development and preservation of decent affordable housing options, and promote business attraction/retention and workforce development?

Open-Ended Responses to Question 32:

1. Make sure that landlord that have received loans form the city are tearing their tenants with respect and aren't being used for person gain
2. Stop the gangs and the crime, reduce corruption in police.
3. Law enforcement, vocational training for young adults plumbing, electrical, welding, construction.
4. Give housing incentives.
5. See answers to 25 and 26.
6. Support the development of supportive housing and affordable housing. No opt-out of affordable housing requirements for housing developers.
7. Acknowledge the neighborhood
8. Stop focusing on county and city employees and shift the focus to actual Santa Ana residents.
9. Decrease crime, homelessness, drugs, increase security, cleaner city, better lighting, update plazas, better options for shopping.
10. Don't build apartment buildings in residential neighborhoods and reduce homeless and drug addicts in them.
11. The city needs to stop accepting the in lieu fees from developers for Affordable Housing and should instead make the developers build the affordable housing as part of their build. We wait 5 years for a build to be completed, and in turn, the affordable housing gets built 3 years after that....why accept in lieu fees when the people who need affordable housing need it today, not 8 years down the road.
12. Need more police officers to help with community policing and dealing with crimes that happen due lack of a police presence
13. Assist small businesses so that they can grow and create more jobs for our community. More police patrol to defer criminal activity.
14. Rent control
15. "Partner with the county to direct mental health care and support for the homeless persons in our city. Partner with landlords of substandard ADU's to make them more livable, providing a subsidy in exchange for a below-market-rate housing contract."
16. Lay down the law. Uphold the law. Provide a clean and healthy space. Provide HIGH QUALITY education to every child enrolled at EVERY Santa Ana school. The zip code or income of a child or neighborhood should NOT influence the type of education they receive. EVERY child enrolled in

- kindergarten should receive a child savings account matched by a corporate or federal fund.
17. Free Tax Preparation Service
 18. Address the homelessness crisis. City beautification projects. Economic development opportunities.
 19. Create and preserve affordable housing with the structures already existing. Provide incentives to property owners to renovate properties to clean and affordable housing. Mandate a generous percent of new development to affordable units. Promote business attraction by making the licensing, inspection, zoning processes more affordable, streamlined and timely.
 20. Change our image. Focus on reducing crime and rebranding Santa Ana. Show positive stories in the OC Register and other media-we are predominantly featured for negative stories. Look at what other successful cities around us do and use their best practices.
 21. Improve the infrastructure and safety of downtown to attract homebuyers and business owners.
 22. Improve rundown buildings, prevent youth from joining gangs and provide resources to communities so they thrive and get out of poverty.
 23. Develop a vision statement of what we want our community to be (e.g., A resilient community that honors our past while innovating toward the future and helping our community members achieve a life of well-being together), develop a global strategy to achieve, and detail the local objectives to achieve that goal. All with experts helping develop the plan with local input. The City of LA recently developed a resilient strategy and this seems a great idea for our community to develop soon as well.
 24. I think the city of Santa Ana is doing a lot for all that live here, the answer is, of course, more low-income housing. But it all takes money and it is a slow process. Santa Ana is to be commended for the care it shows to its citizens.
 25. I have many many ideas on multiple specific topics or situations my generation or my community might be facing today but I've named a few in my answers to the questions asked above.
 26. Help those who are in owner-occupied homes to stay there. Renovation assistance. Crime prevention. Beautification/Maintenance requirements. I don't want cars covered in tarps parked on my street. Nor do I want houses whose roofs are a series of tarps either (which are likely to be worthy of red-tags, which we are unbelievably lax in enforcing). Santa Ana needs to protect its middle class.
 27. Parking solutions, building more affordable housing, re-housing the homeless population with supportive services

28. Add more parks. Perhaps tear down blighted buildings and replace them with public gardens or green space. Seek out cutting edge startup businesses.
29. For affordable housing units to be time limited (perhaps up to 5-10yrs per family) while families are in affordable housing units families are connected and followed up with community workers that can set financial goals and address family needs for family to exit affordable housing and be able to prep for permanent housing (like purchasing their own home).
30. Bring on more awareness to all of these developments to the people so that are more aware of the situation and can be bring in their thoughts to aid in the development of these services needed in the city.
31. Coming up with a plan and then sharing with people.
32. Take in more public consideration but continue to make decisions based on what they interpret.
33. Make affordable housing
34. assist with the permits and building of granny flats on existing home properties
35. "1) Greater neighborhood policing 2) Teen employment / centers 3) City replacement of dead trees on parkways"
36. All of the things already mentioned in this survey.
37. More parks, free rec services, jobs for undocumented people. Youth mental health resources.
38. Improve public transportation
39. Restructure the police, fire, city employees work to focus on helping all manner of residents to become part of our community.
40. Know the population and their needs
41. We need to become more like surrounding cities such as Irvine
42. Safe and clean streets, less homelessness, more parks and attractive opportunities for high tech companies to move in Santa Ana instead of Irvine or anywhere else.
43. I live in a fairly safe area since I'm on the border of Costa Mesa by South Coast Plaza but I am afraid to go deeper into Santa Ana due to the homelessness and gang activity. Neighborhoods are run down and need a face lift but homeowners can't afford to upgrade their homes so I would suggest homeowner assistance to help update their homes.
44. Crime prevention & enforcing laws. Help the homeless that want help and find a way to move the mentally ill into medical facilities. Offer the drug addicted help and options. If they refuse, they need to move along or be put in jail. We need to clean up Santa Ana to attract businesses, investments, and higher standard of living.

45. Better parking, community centers, libraries, schools, rent control, free or very low cost community college job training, business license streamlining.
46. Apply for federal and state grants with specific targets for how the money will be spent. Use eminent domain to rid the city of dilapidated buildings and free up new development opportunities in a focused and well-planned redevelopment program. Until this city rids itself of the enormous homeless burden, there will be very minimal incentive for business and workforce development or influx of revenue generators.
47. I think the city should hire better-qualified professionals who know how to solve those problems, then present those specific solutions to the residents, rather than putting out blanket surveys that don't really have actionable solutions.
48. "Increase employees in Code Enforcement. Make starting a business in SA less cumbersome."
49. Reduce crime
50. As a County seat SA does not have a positive reputation. SA is known for its drugs, gangs, and poor quality of school education. And highest taxes. I live in SA but do not shop in SA-how sad. I'm afraid to go out at night in SA. We need more transparency and a mayor and staff speaking to the people regularly.
51. In reference to promoting business attraction I believe new business owners should be treated like new students in an institution where there are programs and tools that are handed to them in order to help them succeed. Now it's the student's responsibility to take it upon themselves and use the tools and resources to succeed but the focus here is retention and that can be a way to build a strong community among new business owners. A new cohort can be established every year and the cohort can also work as a community of business owners and create a relationship and another resource for themselves.
52. Remove the sanctuary status, increase police force, remove landlords that promote drug and substance abuse housing.
53. Santa Ana badly needs more police resources. Last time I called 911, I reported a home robbery and I waited over 90 minutes for police response. Other times I have reported trespassing and drug activity in empty houses, and police arrive several hours later, allowing the suspects more than enough time to leave the scene. We need faster response time.
54. Separate pedestrian, bike and vehicle lanes.
55. Use public funds to create clean and open green spaces where residents can come together, exercise, have public sponsored events
56. Create development agreements with developers who have visions for livable and safe neighborhoods.

57. Reduce crime, especially gang violence, domestic violence, child abuse, rape, elderly abuse, theft, assault and disorderly drivers/hit and runs. A special emphasis on the last one because there have been so many accidents as of late where pedestrians are left to die after being struck or cars are crashing into homes or businesses.
58. More patrols in neighborhoods. Way too many vagabonds are roaming the streets of even safer neighborhoods and stealing stuff from people's front yards, porches, etc.
59. Mandatory recycling for multiuse housing (apartment buildings especially).
60. Invest in better transportation around the city; revamp old apartments so they can be livable; more studio and 1 bedroom options for working professionals. Walking distance to grocery stores, bars, convenience stores is a huge plus.
61. Eliminate or liberalize zoning and allow developers to build more units with a set percentage dedicated to the affordable housing program. Reduce onsite parking requirements near public transit facilities. Crack down on commercial vehicles parking on the street overnight.
62. Get homeless people off the streets and help those living on the streets that are dealing substance abuse. These people walk through our neighborhoods scoping out what they can steal at night or whose car they can break into.
63. Support public safety and invest in infrastructure and capital improvements to repair transportation roadways and update community areas like parks and rec centers.
64. You need to work for us residents that have been here for generations. Get rid of the homeless that have no ties to Santa Ana, clean the streets, fix the dry areas that are supposed to be green, lower our taxes, but most importantly stop the density.
65. Sustainability on municipal laws and enforced them don't just passed and approved.
66. Deal with the homelessness. Deal with substance abuse issues. Encourage employment and technical/trade programs/training. Clean up business centers. Encourage residents to manage and take pride in neighborhoods.
67. Clean up the streets.
68. Embrace the Mexican American community and their perspective culture
69. More police presence in neighborhoods to deter crime and graffiti. Better street maintenance. More permanent supportive housing for those who are homeless.
70. Single family homes not room for rent properties

71. I have a nice place to live that I own outright. I am retired and comfortable. The biggest challenge Santa Ana has, is to make me feel welcome, and not stray to where I feel comfortable -- Tustin.
72. Clean neighborhoods
73. Affordable housing, workforce training programs, youth services, education k-12
74. Get rid of the thieves. The water and trash pickup costs have skyrocketed over the last 20 years when compared to electricity and gas. Why is that? The parking permits are not that effective; there is really no enforcement.
75. As mentioned our city needs a facelift and we need to get rid of gangs and old apartments and have the owners of these building pay for violating codes not met on a monthly basis. We need to have home owners make sure their front yards are decent looking and not abandoned making it a hazard to the public. Our buildings need a facelift so business can grow and not be ashamed to be part of this city.
76. More affordable educational programs for service positions and vocational careers.
77. See above - reduce traffic, establish permit parking in all residential neighborhoods, establish and enforce rental property upkeep, Make Code Enforcement much more efficient and effective; repair aging concrete streets with new concrete (not patchwork), repair sidewalks. Plant more parkway trees. Establish mini parks. Do not allow apartment buildings in single family neighborhoods! No food and produce trucks parking in residential neighborhoods to sell their wares.
78. I don't know what can be done but I have noticed that a lot of businesses have left our city because of the high rent fees and homeless people surrounding every area here. It is very upsetting.
79. Fix the homeless problem
80. Vocational schools
81. Help the people that live there not just the people that work or come for entertainment.
82. we need more crime, drug prevention and civics programs
83. Clean up unkept areas of the city. Demolish structures in poor conditions and create more open spaces.
84. "Reduce the cost of parking permits so homeowners are more willing to sign permit requests. Develop creative parking options for neighborhoods with overparking. Assist homeowners with low re-development/improvement loans to upgrade dilapidated homes. "
85. Stop homeowners from renting out rooms to multiple families in a single family residence and limit vehicle parking for such residences.
86. Eliminate homelessness in the area and take charge of other cities sending us their homeless like Irvine
87. Safety, trees/landscaping, more housing, positive community events

88. Tomar mas inesiactiva para mejorar todo tipo de problemas lomas prontoposible
89. rentas bajas
90. Public Safety
91. We should all be motivated and encouraged in keeping our homes looking nice and healthy.
92. Time and time again, people want to stay here in SA, but the rents are too high.
93. I think it should focus on affordable housing. Everything in the economy is increasing so if housing can be affordable that would help the residents.
94. Better Funds Management .Eliminate unnecessary Bureaucracies and regulations - make building permits fees more affordable for homeowners and builders.
95. I am supportive of helping those in need, but I believe there needs to be an equal focus on incentivizing new businesses to come to SA as well as housing that encourages middle class families to live in SA.
96. Clean it up. Make it Safe. Offer free surveillance cameras for the outside. Don't make us feel we are burden when we need something from the Police Department. We pay the most taxes, show us. We should have a better city than the surrounding ones.
97. Sidewalks need to be fixed. And more suitable for those who are disabled. Give us more affordable housing options.
98. Have more people work instead of being home getting help from the government. That's why the city should have more help for those that need childcare or transportation or anything that can help them be motive.
99. require local businesses to hire locally from within the city, the city could host programs to help folks get jobs and help people with their resumes and interviewing skills, more open community meetings, let public comment at city meetings go first because people have to go home to get ready for the next day and cannot wait until the end
100. require local businesses to hire locally from within the city, the city could host programs to help folks get jobs and help people with their resumes and interviewing skills, more open community meetings, let public comment at city meetings go first because people have to go home to get ready for the next day and cannot wait until the end
101. I think we often throw our money to make our community look better, but there is not a lot of investment in addressing the root causes. On the surface, we have lots of graffiti and worn down buildings that make our communities not look so great. The root causes for that could be poverty, and homeowners/landlords not investing in the upkeep of homes.
102. We are a large immigrant population, and that needs to be acknowledged when making these changes. Our politicians/government

workers don't always reflect Santa Ana residents. We need to invest in young people who will ultimately grow into potential politicians, gov't workers, teachers, homeowners, renters, and small business entrepreneurs. When I left for college, many of my friends did not want to come back to Santa Ana or chose to move away. I think if we had more community organizations to work with us when we were younger, we would have a lot more pride and empowerment to address and improve our community issues.

103. I think non-profits struggle with lack of funding. Can our local gov't work more closely with these non-profits so we don't reinvent solutions but work together?"
104. Street lighting, code enforcement, tree trimming
105. More safety
106. Help people in general have pride in their community- not so much pride that they become Ned Flanders, but more than Homer Simpson.
107. Youth and community/economic development need to be more interconnected
108. Bicycle infrastructure, including smart sensors at traffic signals, to improve vulnerable road user safety; bicycle friendly business districts; EV charging stations.
109. Jobs, crime prevention, education, childcare.
110. More shelters: family only, women only, men only based.
111. Help all
112. Clean up the city and provide a strong infrastructure. There are too many run down, overcrowded apartments complexes in the city- Myrtle, Townsend, Highland, Standard, Sullivan...they are eye sores
113. Support the Arts, Develop parks and make it a city for all groups.
114. Increasing density is necessary. If done in a truly community-oriented way (rather than just pushing up property values for gentrifiers), it can build neighborhoods that are safer, more affordable, better for public health, and more environmentally sustainable.
115. Enforcement of laws. Reducing gang violence and activity.
116. Clean, maintain, police, reduce and clean up homeless problem
117. Police activity
118. Help with homelessness. A shelter to help them get back on track. It would help if the city invested in hiring people to clean the streets daily.
119. There are 64 neighborhoods in the city which need an organizing strategy to become effective this is the first step. Organizing the 64 neighborhoods. While there are a number of groups that are organized and part of groups like Com-Link and Connect to Council, some of which have a nonprofit status like Floral Park this is not the case of the majority of our neighborhoods. Effective communication for the city can only be achieved through organized neighborhoods, business districts etc. We

have 2 BID groups in the city covering one Downtown Area other cities like Long Beach have 9 or 10 business districts New York has over 70. Besides the organization of neighborhoods, we need the organization of our Business Districts and Neighborhoods, we need community design centers that communicate with planning to fix areas that need fixing. Before you can encourage development, preserve affordable housing options and promote business attraction/retention and workforce development you need to have communication with all your constituents across the city this can be done by organizing the neighborhoods and the business districts. Once this is done the city will start to be able to make better assessments of what is needed within each neighborhood and district for it improvement in all the above stated areas.

120. To enhance livability, give Code Enforcement some teeth and start enforcing our codes (need more inspectors and need follow-through on citations). Crack down on absentee landlords who don't maintain their properties. Work more closely with neighborhoods to understand what they want in terms of neighborhood improvements - vintage lights, concrete streets, permit parking, etc. don't have such high hurdles to "get things done" with the City. Develop more parks. Advocate on the federal level to get Section 8 vouchers for all who qualify - this is the only program that if you qualify, you don't automatically get help but get put on a waiting list. Advocate for fairer tax treatment of renters as compared to the tax advantage (federal welfare) that homeowners receive. Pass city laws to require landlords to get permits for rental units - enact standards similar to Section 8 for all rental housing, require rental unit inspections, back up tenants who are faced with eviction. Get more decent grocery stores in here. Limit corner markets and liquor stores. Outlaw billboards - they really make our city look bad.
121. Stop spending such an exorbitant amount of money on the SAPD and I best it in homelessness prevention and housing subsidies.
122. Solve and/or be PROACTIVE with the homelessness problems. Affordable housing. City of Santa Ana NEEDS to work with Pacific Railroad to PREVENT the "villages" of drug addicts and thieves living on the railroad tracks. Those people lurk in to our neighborhoods at night to steal and it's a very scary place at night.
123. Use the money wisely and on the real needs of the community.
124. Enhancing the livability of residential neighborhoods.
125. Repair the roads; assure that enforced city zoning enhances, the neighborhoods (not harm them); make an effort to attract desired businesses that enhance Santa Ana and provide local jobs without further increasing residential density.
126. Provide former Santa Ana school district graduates and current residents promotional/incentive programs for opening small businesses and buying

- homes within the communities they grew up in. Provide more inner community events such as picnics and neighborhood meeting events within the nearby elementary schools. Provide current homeowners with home repair/preservation seminars.
127. Consider appropriate parking numbers when approving development plans.
 128. Continue to raise the standards and the safety of living in Santa Ana.
 129. Spend more dollars on community services than policing. Force developers to keep their commitments to affordable housing units. Require adequate parking at all new units - low income residents don't usually work near home these days, so a car is essential.
 130. Consider the importance of affordable homeownership. This provides stability in a community and a consistent level of housing payments that won't be going up as would often occur in rental situations. With those rental increases, families are in jeopardy of becoming homeless.
 131. More safety
 132. Build more housing
 133. Better and affordable housing
 134. Fix roads. Assist families in owning housing property whether it's a condo or home.
 135. I think the community should work together to make affordable housing possible
 136. Parking
 137. Cheaper housing, safer roads, give more money to the poor than the rich
 138. Address transient/homeless population and rent control
 139. Do not bring the homeless shelter to Santa Ana. And currently enforce the law.
 140. Fixing our current streets, sidewalks, and parks will make the City more livable and enjoyable.
 141. Help young adults with affordable housing. It is too expensive to live here! Jobs are not paying well. It discourages many to have interest in the city.
 142. Get people involved.
 143. Fix the homelessness problem.
 144. Encourage educational workshops aimed at youth. They are the future.
 145. Promote more fun family engagement events.
 146. Community gardens and city-wide clean-ups of parks.
 147. Rebuild parks, make it cheaper to add a home on the historic registry and help large and small business relocation and development.
 148. Take Control of the amount renters charge to people for housing and make sure that they are providing all services needed to the renters.
 149. Neighborhood cleanup programs. Get residents involved and supply the necessary materials to clean up and take pride in the neighborhood.

33. If you would like to receive updates regarding the Consolidated Plan process, please provide your email address or other contact information below

Note: Personal contact information omitted for privacy.

34. Please provide any additional comments below

Open-Ended Responses to Question 34:

1. When the public ask for information don't treat them as ignorant people
2. Permanent Affordable Housing and transitional shelters focusing on women.
3. Local businesses are suffering in Downtown, with all the construction. The City should be helping them with marketing and other assistance so they don't suffer. Stop making it difficult for developers who are trying to make improvement or open a business!
4. Use GIS, like Pasadena.
https://www.youtube.com/watch?v=Gd_kB5TxEb8 -
<https://www.esri.com/en-us/industries/government/overview> - Thank you for your service and hard work.
5. We don't need luxury apartments or overpriced bourgeois restaurants and bars. Focus on creating more green space and affordable housing.
6. What is the County of Orange and the City of Santa Ana doing to collect money from the "tax" imposed by the County Recorder commencing January 1, 2019 at the rate of a minimum of \$75 per recording. No good transparency on that money so hopefully it has not been directed to the State's General Fund like it did in 2012 when K. Harris, J. Brown and K. Porter let J. Brown simply take the money out of the special fund created for the struggling homeowners. They took or allowed the money to be unlawfully taken to "fill holes in the state's budget". In 2014, organizations representing the struggling homeowners sued J. Brown and others. They went to trial in 2015 and won as the money should not be taken by J. Brown. Brown kept losing until his appeal to the CA Supreme Court resulted in another loss. He was not entitled to money earmarked for struggling homeowners. Just watch the money and follow it to be sure it goes where it is supposed to go.
7. The City needs to change their downtown parking to 24/7 access and it would collect a lot more in parking revenue. It also needs to improve the street lighting and it should run strings of lights up and down Calle Cuatro to really make it stand out. We need to hire park rangers as our children

- aren't safe at some of these parks because there aren't park rangers to enforce the safety.
8. Take out of the police budget
 9. This survey is way too long, I lost interest after the 4th question.
 10. A program to acquire the land beneath mobile home parks and create a community coop would go a long way to stabilizing housing costs for vulnerable residents who rely on the parks for affordable housing.
 11. Free Tax Preparation Service
 12. Downtown urban flooding in wintertime has become much more severe in the recent years. Sandbags on every front door is not a good sight. The city's image would never be reputable if such outdated practice still exists in the county seat of the OC.
 13. Our community needs a Chief Resilience Officer if we do not already have one.
 14. Thank you, Santa Ana, for all that you do.
 15. Thank you for giving me an opportunity to take this survey. It was very interesting and I appreciated the chance to speak my mind and feel like my voice was actually heard. I'm very grateful.
 16. Please utilize funding to strengthen the middle-class homeowner. We are the key to success for local businesses and for their workers. Also create incentives for outside investors to build here! Be practical. Do the math. "Gentrification" is not an economic term. Without renewal and some replacement of portions of the city, those decrying development will be out of work. We have some ideal models like Irvine and Tustin to glean knowledge and experience from. We need to reinvent ourselves in Santa Ana. As an American of Mexican descent, I would love to be a town that values and showcases that culture, but I don't think it's prudent to exclude our Asian, Black, or White brothers and sisters to do it. We must be more culturally inclusive, which also creates a marketable cultural vibe that is attractive to investors, retailers, and the like. Easy answers, but tough choices politically. Sadly, we've answered economic problems with politics. Let's be smarter than that moving forward. Thank you.
 17. Thank you. I tried to be thoughtful in my responses, but some of my opinions were really only from a less educated position.
 18. Consider the voices of everyone and to be open minded to every option and opinion of the people of the city of Santa Ana.
 19. I want to see changes in the community such as greener spaces.
 20. We need more green spaces and affordable housing.
 21. the need for more senior and affordable housing is desperate and much can be done by adding single units to existing housing properties assistance with the process and building is necessary
 22. I was both in Santa Ana. I currently live and work in Santa Ana. I love this city, and I want to see it improve. Our biggest issues are homelessness and

- housing. I want to know what the City plans to do, and I want to be a part of it. Thanks for caring.
23. Santa Ana must fund its own municipal fiber optic network that provides internet access to everyone
 24. I would like to thank you for affordable houses. I bought ones. Now, I am living very close to my workplace and it makes my life much easier. Like I can dedicate more time to my family.
 25. I love what has been done as it relates to the arts in the downtown area but I'm still afraid to go there at night. Not sure what to do about that but would love to be able to spend more time there and feel safe. Lack of street repair is my biggest complaint as well as homelessness.
 26. I'm sorry if my answers seem harsh but I am fed up with the crazy/drug addicted people infesting our area. Help those that want and will take the help and move along those that don't. My wife and I have lived in Santa Ana for over 7 years and we are now in the process of selling our house and moving. There have been a lot of strides made to deal with the homeless/drug addicted and we appreciate the city's efforts. But in the end, we don't feel safe living and raising our son in this city.
 27. More funding for Music and Arts in schools. STEAM programs.
 28. I have lived in Santa Ana for 40 years and so far it has been mostly talk and very little action on the key issues addressed above. The city, unfortunately, is still perceived by non-residents and outside citizens as an old urban barrio. If downtown looked like Hutton Centre, that perception might change.
 29. I hope to attend some informational meetings.
 30. As a community, we just want our neighborhoods to be safe and well maintained. There are too many potholes, cracked sidewalks, not enough lighting down some streets at night. The streets always flood in the rain. Make the city a place we all want to live and keep it affordable. All my friends who would love to be homeowners are moving to the inland where housing is cheaper. Potential homeowners consistently say not to bother looking in Santa Ana because the housing is too expensive and even renters can't find an affordable place to live in our city.
 31. People make mistakes. Remind them of it but not in a condescending way.
 32. Some stuff I don't understand from here and it would be nice to offer information on some of the answers
 33. We do not want more density, more bars in our downtown, housing for homeless, halfway houses, and higher taxes.
 34. Sustainability
 35. I would like any new information regarding affordable housing and Senior housing.

36. I would love for the city to invest for a shot spotter and the program for the police, so response will be quicker, and priorities are being set in the right order!
37. Thanks for reaching out with this questionnaire.
38. Let's rebuild Santa Ana and enough is enough.
39. Thank you for reaching out and providing this thought provoking and educational survey.
40. please stop the diversion of funds
41. espero que ayuden a la comunidad
42. "Homeowners want higher equity in our homes so how can the city do to help with that
43. Safety, Jobs and Education. We pay a lot in property taxes and sales taxes we deserve way better. Thank You.
44. Thank you for taking the time to create this survey. Please take the time to share and resolve these issues.
45. Thanks for the opportunity to express my personal opinion.
46. School improvement, more law enforcement, new business incentives.
47. Make Santa Ana safe and clean! Make us want to stay! Don't push us out!
48. I live in the 92707 area which is not bad at all. I've lived in the 92703, and I can say it's way more overpopulated there and more dangerous.
49. Y'all really need to find a way to make this place safer.
50. Thanks for offering a forum to be a loudmouth citizen.
51. There needs to be more focus on informal educational opportunities and training. Youth development needs to be interconnected with community and economic development in order for there to be impactful and meaningful planning for a sustainable future
52. As someone who was previously homeless earlier this year, I had to go to Anaheim to get better help than Santa Ana (my home city) could provide to me.
53. The City must address parking.
54. Gang activity is a major issue in the city. People are calling the police for help and are not getting any response.
55. My great grandfather homesteaded in the Delhi Barrio in 1901. My grandfather was born and die in the very same room of that home. The home is still in our family to date. Santa Ana is where my roots are and I hope and pray that it becomes the once BEAUTIFUL classy city is used to be. Thank you for reaching out to the community for input.
56. Consider the community first and not money or greed.
57. Share this with more people
58. We don't need more funding towards our police. Please divest funds from SAPD and repurpose use of the Santa Ana Jail

- 59. I love Santa Ana and raising my family here and work here to provide a living for them. Please make it a priority to have Santa Ana a bright safe future for them
- 60. Please do the right thing and stand up for us no more pushing the problems under the rug it's time to act now -this is the time.
- 61. We need skatepark and with water fountain we need water fountain in every park
- 62. Survey too long, many will not finish
- 63. Fix the homelessness problem.
- 64. Santa Ana is growing. Our streets are becoming more and more populated.
- 65. The homelessness in Santa Ana is in dire need of affordable housing. One family alone cannot afford a 2 bedroom apartment in Santa Ana. The residents are moving out of OC because there is no affordable housing. To rent an apartment in Santa Ana a person must make twice the months' rent in income otherwise they don't qualify. This requirement is absurd. Families have to sleep on top of each other to have a place to sleep. This situation is sad and is heartbreaking. If the state of California didn't pass that bill on rent control. The city of Santa Ana should make it a new law. Families are sleeping with small children in their cars. This is sad and so wrong.

End of Survey



FIVE YEAR CONSOLIDATED PLAN

CITY OF SANTA ANA



COMMUNITY MEETINGS

OCTOBER 9, 2019; 12:00 PM
City Council Chamber

OCTOBER 24, 2019; 6:30 PM
Willard School Multi-purpose Room

NOVEMBER 9, 2019; 9:30 AM
Santa Ana Senior Center

NOVEMBER 19, 2019; 6:30 PM
Delhi Community Center

DECEMBER 10, 2019; 10:00 AM
City Hall, Ross Annex Room 1600



CONTENTS

- **INTRODUCTIONS**
- **CONSOLIDATED PLAN OVERVIEW**
- **ANALYSIS OF IMPEDIMENTS TO FAIR HOUSING CHOICE**
- **CONCLUSION**



INTRODUCTIONS

City of Santa Ana – Staff



CONSOLIDATED PLAN OVERVIEW



WHAT IS THE CONSOLIDATED PLAN?

The purpose for the Consolidated Plan

Completed every 5 years

Strategy to carry out HUD programs

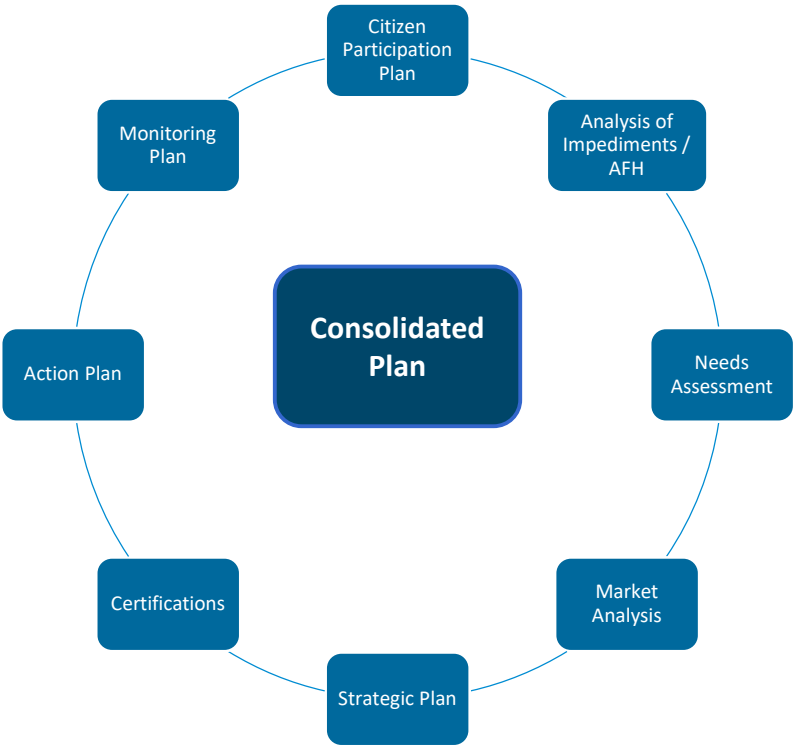
Submission for federal funds under HUD's formula grant programs for jurisdictions

Emphasizes participatory process among residents, organizations, businesses and other stakeholders

Management tool to assess performance and track results

COMPONENTS

The series of documents and activities that together form the complete Consolidated Plan



CONSOLIDATED PLAN GOALS

The Consolidated Plan Goals will be SMART



S

SPECIFIC

What will be accomplished? What actions will the City take?

M

MEASURABLE

What data will be used to measure progress in achieving the goal?

A

ACHIEVABLE

Is the goal doable? Do we have the necessary time, funding and personnel resources? Do we have the right partnerships?

R

RELEVANT

How will this goal resolve the needs of the community?

T

TIME-BOUND

What is the timeframe for accomplishing the goal?

SANTA ANA'S PROGRAMS AND ACTIVITIES

The City's programs and activities under the Consolidated Plan

The following programs are associated with the Consolidated Plan:



CDBG - \$5,701,154

- Acquisition
- Housing
- Economic Development
- Infrastructure Improvements
- Public Facility Improvements
- Public Services
- Homelessness Prevention



HOME - \$1,704,254

- Acquisition
- Homebuyer Assistance
- Homeowner Rehab
- Multi-Family Rental New Const.
- Multi-Family Rental Rehab
- New Const. for Ownership
- TBRA



ESG - \$493,582

- Conv. and Rehab for Transitional Housing
- Financial Assistance
- Overnight Shelter
- Rapid rehousing
- Rental Assistance Serv.
- Transitional Housing

COMMUNITY FACILITIES

The importance of these programs for community facilities



Senior Centers



Youth Centers



Child Care Centers



Parks and Recreational Facilities



Health Care Facilities



Community Centers



Fire Stations and Equipment



Libraries

COMMUNITY SERVICES

The importance of these programs for community services



Senior Activities



Youth Activities



Child Care Services



Transportation Services



Anti-Crime Programs



Health Care Services



Mental Health Services



Legal Services

INFRASTRUCTURE IMPROVEMENTS

The importance of these programs for infrastructure



Drainage Improvements



Water/Sewer Improvements



Street/Alley Improvements



Street Lighting



Sidewalk Improvements



Accessibility Improvements

SPECIAL NEEDS SERVICES

The importance of these programs for special needs services



Centers/Services for the disabled



Domestic Violence Services



Substance Abuse Services



Homeless Shelters/Services



HIV/AIDS Centers and Services



Neglected/Abused Children Centers and Services

NEIGHBORHOOD SERVICES

The importance of these programs for neighborhood services



Tree Planting



Parking Facilities



Graffiti Removal



Cleanup of Abandoned Lots and Buildings



Code Enforcement

BUSINESSES AND JOBS

The importance of these programs for businesses and jobs



Start Up Business Assistance



Small Business Loans/Grants



Job Creation/Retention



Employment Training



Commercial Façade Improvements

AFFORDABLE HOUSING SERVICES

The importance of these programs for affordable housing services



Housing Rehabilitation



Lead-Based Paint Removal



Assistance to Purchase a Home



Energy Efficient Improvements



Fair Housing Discrimination

AFFORDABLE HOUSING FACILITIES

The importance of these programs for affordable housing facilities



Housing for the Disabled



Senior Housing



Single Family Housing



Large Family Housing



Affordable Rental Housing



Transitional and Supportive Housing

NEXT STEPS

Next steps in the Consolidated Plan process

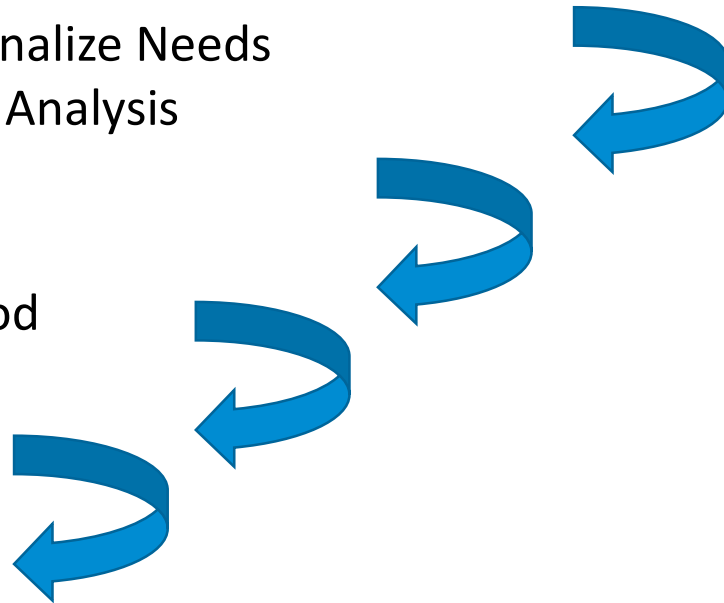
Community Meetings/Finalize Needs Assessment and Market Analysis

Establish Strategic Plan

Resident Comment Period

Public Hearing

Submit Plan to HUD





ANALYSIS OF IMPEDIMENTS TO FAIR HOUSING CHOICE



ANALYSIS OF IMPEDIMENTS TO FAIR HOUSING CHOICE

The purpose of the Analysis of Impediments

The City actively promotes fair housing and is conducting a study to find ways to improve equal housing opportunities for all residents

As part of this commitment, the City is part of the Orange County Consortium that is preparing an Analysis of Impediments to Fair Housing Choice in compliance with current federal regulations

The Analysis of Impediments to Fair Housing Choice is a study of actions, omissions, or decisions that restrict housing choices or the availability of housing choices or decisions that have the effect of restricting choice or availability

This analysis is detailed in a written report that may include a set of findings and actions to be taken over the following five (5) year period to address the findings

FAIR HOUSING CHOICE

What is Fair Housing?

A condition in which individuals and families of similar income levels in the same housing market have a like range of choices available to them regardless of protected status*

*Federal and state law defined protected status as race, color, ancestry, national origin, religion, sex, age, disability, familial status, marital status, sexual orientation, source of income, or any other arbitrary factor

IMPEDIMENT TO FAIR HOUSING CHOICE

What is an impediment to fair housing choice?

Any actions, omissions, or decisions taken because of protected status which either:

Restrict

- Restrict housing choices or the availability of housing choices, or;

Have the effect of restricting

- Have the effect of restricting housing choices or availability of housing choices

This protection covers the financing, offering for sale, rental, or occupancy of housing in the City

SCOPE OF ANALYSIS

The different profiles that together form the scope of analysis



Community Profile

- Demographic profile
- Household characteristics
- Income profile
- Housing profile
- Accessibility to public facilities, jobs, and housing



Fair Housing Profile

- Fair housing complaints, violations, and suits
- Trends and patterns of impediments



Impediment Profile

- Fair housing practices of realtors and other housing associations
- Mortgage lending practices
- Public policies and program affecting housing development

DISCUSSION AND RESOURCES

Concluding discussion and resources

English Survey: <http://bit.ly/SantaAnaResident>



City Contact:

City of Santa Ana
Community Development Agency
20 Civic Center Plaza M-25
Santa Ana, CA 92701
(714) 647-5378

Spanish Survey: <http://bit.ly/SantaAnaResidentSP>



Fair Housing:

Fair Housing Council of Orange County
1516 Brookhollow Dr A,
Santa Ana, CA 92705
(714) 569-0823



CITY CONTACT:

Terri Eggers,

Senior Community Development Analyst

Office: (714) 647-5378

Email: teggers@santa-ana.org

CONTACTS

We provide our contact information to ensure you are always connected to our team and to your project



CITY OF SANTA ANA
Community Development Agency
20 Civic Center Plaza M-25
Santa Ana, CA 92701
(714) 647-5378

CALIFORNIA NEWSPAPER SERVICE BUREAU

DAILY JOURNAL CORPORATION

Mailing Address : 915 E FIRST ST, LOS ANGELES, CA 90012
Telephone (213) 229-5300 / Fax (213) 229-5481
Visit us @ WWW.LEGALADSTORE.COM

DAVID FLORES
SANTA ANA, CITY OF/COMM DEV AGENCY
20 CIVIC CENTER PLAZA M25-6TH FL
SANTA ANA, CA 92702-4058

CNS 3319454

COPY OF NOTICE

Notice Type: HRG NOTICE OF HEARING
Ad Description: 2020-2025 CONSOLIDATED PLAN SPANISH

To the right is a copy of the notice you sent to us for publication in the LA OPINION. Please read this notice carefully and call us with any corrections. The Proof of Publication will be filed with the County Clerk, if required, and mailed to you after the last date below. Publication date(s) for this notice is (are):

11/30/2019

The charge(s) for this order is as follows. An invoice will be sent after the last date of publication. If you prepaid this order in full, you will not receive an invoice.

Daily Journal Corporation

Serving your legal advertising needs throughout California. Call your local

BUSINESS JOURNAL, RIVERSIDE	(951) 784-0111
DAILY COMMERCE, LOS ANGELES	(213) 229-5300
LOS ANGELES DAILY JOURNAL, LOS ANGELES	(213) 229-5300
ORANGE COUNTY REPORTER, SANTA ANA	(714) 543-2027
SAN FRANCISCO DAILY JOURNAL, SAN FRANCISCO	(800) 640-4829
SAN JOSE POST-RECORD, SAN JOSE	(408) 287-4866
THE DAILY RECORDER, SACRAMENTO	(916) 444-2355
THE DAILY TRANSCRIPT, SAN DIEGO	(619) 232-3486
THE INTER-CITY EXPRESS, OAKLAND	(510) 272-4747

AVISO DE AUDIENCIA PÚBLICA
2020-2025 PLAN CONSOLIDADO DE LA CIUDAD DE SANTA ANA PARA LAS SUBVENCIONES DEL DEPARTAMENTO DE VIVIENDAS Y DESARROLLO URBANO (HUD)

La Ciudad está preparando el Plan Consolidado 2020-2025 para las subvenciones del Departamento de Viviendas y Desarrollo Urbano (HUD) de EE. UU. Los residentes y las partes interesadas están invitados a asistir a una reunión de audiencia pública para dar su opinión y ayudar a la ciudad a establecer sus prioridades en torno a la vivienda actual, las mejores públicas, los servicios públicos, el desarrollo económico y otros servicios esenciales.

Los ciudadanos interesados están invitados a participar en el proceso:

Fecha: 18 de diciembre de 2019

Hora: 4:30 p.m.

Ubicación: Ayuntamiento, 20 Civic Center Plaza, Cámaras del Ayuntamiento Santa Ana, CA 92701

Para más información, contacte a la Agencia de Desarrollo Comunitario al (714) 647-6561.

11/30/19

CNS-3319454#

LA OPINION



* A 0 0 0 0 5 2 9 4 4 2 2 *

ORANGE COUNTY REGISTER

This space for filing stamp only

2190 TOWNE CENTER PL, ANAHEIM, CA 92806
Telephone (714) 796-7000 / Fax (714) 796-6059

PROOF OF PUBLICATION

(2015.5 C.C.P.)

State of California)
County of ORANGE) ss

Notice Type: HRG - NOTICE OF HEARING

Ad Description:
2020-2025 CONSOLIDATED PLAN

I am a citizen of the United States and a resident of the State of California; I am over the age of eighteen years, and not a party to or interested in the above entitled matter. I am the principal clerk of the printer and publisher of the ORANGE COUNTY REGISTER, a newspaper published in the English language in the city of SANTA ANA, county of ORANGE, and adjudged a newspaper of general circulation as defined by the laws of the State of California by the Superior Court of the County of ORANGE, State of California, under date 11/19/1905, Case No. A21046. That the notice, of which the annexed is a printed copy, has been published in each regular and entire issue of said newspaper and not in any supplement thereof on the following dates, to-wit:

12/01/2019

Executed on: 12/01/2019
At SANTA ANA, CA

I certify (or declare) under penalty of perjury that the foregoing is true and correct.



Signature



Email * A 0 0 0 0 0 5 2 9 4 4 3 3 *

CNS#: 3319452

NOTICE OF PUBLIC HEARING
CITY OF SANTA ANA 2020-2025 CONSOLIDATED PLAN FOR THE U.S. DEPARTMENT OF HOUSING AND URBAN DEVELOPMENT GRANTS

The City is preparing the 2020-2025 Consolidated Plan for the U.S. Department of Housing and Urban Development (HUD) grants. Residents and stakeholders are invited to attend a Public Hearing to provide their comments about current housing, community, public improvements, public services, economic development needs, and other essential services.

Interested citizens are invited to participate in the process:

DATE: December 18, 2019
TIME: 4:30 p.m.
LOCATION: City Hall, 20 Civic Center Plaza, City Council Chambers Santa Ana, CA 92701

For further information, contact the Community Development Agency at (714) 647-6561
12/1/19
CNS-3319452#
ORANGE COUNTY REGISTER
11340433

CALIFORNIA NEWSPAPER SERVICE BUREAU

DAILY JOURNAL CORPORATION

Mailing Address : 915 E FIRST ST, LOS ANGELES, CA 90012
Telephone (213) 229-5300 / Fax (213) 229-5481
Visit us @ WWW.LEGALADSTORE.COM

DAVID FLORES
SANTA ANA, CITY OF/COMM DEV AGENCY
20 CIVIC CENTER PLAZA M25-6TH FL
SANTA ANA, CA 92702-4058

COPY OF NOTICE

Notice Type: HRG NOTICE OF HEARING
Ad Description: 2020-2025 CONSOLIDATED PLAN VIETNAMESE

To the right is a copy of the notice you sent to us for publication in the NGUOI VIET. Please read this notice carefully and call us with any corrections. The Proof of Publication will be filed with the County Clerk, if required, and mailed to you after the last date below. Publication date(s) for this notice is (are):

12/03/2019

The charge(s) for this order is as follows. An invoice will be sent after the last date of publication. If you prepaid this order in full, you will not receive an invoice.

Daily Journal Corporation

Serving your legal advertising needs throughout California. Call your local

BUSINESS JOURNAL, RIVERSIDE	(951) 784-0111
DAILY COMMERCE, LOS ANGELES	(213) 229-5300
LOS ANGELES DAILY JOURNAL, LOS ANGELES	(213) 229-5300
ORANGE COUNTY REPORTER, SANTA ANA	(714) 543-2027
SAN FRANCISCO DAILY JOURNAL, SAN FRANCISCO	(800) 640-4829
SAN JOSE POST-RECORD, SAN JOSE	(408) 287-4866
THE DAILY RECORDER, SACRAMENTO	(916) 444-2355
THE DAILY TRANSCRIPT, SAN DIEGO	(619) 232-3486
THE INTER-CITY EXPRESS, OAKLAND	(510) 272-4747

CNS 3319456

THÔNG BÁO VỀ PHIÊN ĐIỀU TRẦN
CÔNG CỘNG
THÀNH PHỐ SANTA ANA 2020-2025
KẾ HOẠCH HỢP NHẤT CHO CÁC
KHOẢN TÀI TRỢ CỦA BAN PHÁT
TRIỂN GIA CƯ VÀ ĐÔ THỊ HOA KỲ

Thành phố đang chuẩn bị Kế hoạch Hợp nhất 2020-2025 cho các khoản tài trợ của Ban Phát triển Gia cư và Đô thị Hoa Kỳ (Housing and Urban Development - HUD). Cư dân và các bên liên quan được mời tham dự Phiên điều trần công khai để cho biết ý kiến của họ về nhà ở hiện tại, cộng đồng, cải tiến công cộng, dịch vụ công cộng, nhu cầu phát triển kinh tế và các dịch vụ thiết yếu khác.

Cộng dân có sự quan tâm được mời tham gia vào quá trình:

Ngày: 18 Tháng Mười Hai 2019

Giờ: 4:30 chiều

Địa điểm: City Hall, 20 Civic Center Plaza, City Council Chambers
Santa Ana, CA 92701

Để biết thêm thông tin, hãy liên lạc với Cơ Quan Phát Triển Cộng Đồng tại số (714) 647-6561.
12/3/19

CNS-3319456#
NGUOI VIET



CALIFORNIA NEWSPAPER SERVICE BUREAU

DAILY JOURNAL CORPORATION

Mailing Address : 915 E FIRST ST, LOS ANGELES, CA 90012
Telephone (213) 229-5300 / Fax (213) 229-5481
Visit us @ WWW.LEGALADSTORE.COM

David Flores
SANTA ANA, CITY OF/COMM DEV AGENCY
20 CIVIC CENTER PLAZA M25-6TH FL
SANTA ANA, CA 92702-4058

CNS 3355797

COPY OF NOTICE

Notice Type: HRG NOTICE OF HEARING
Ad Description: 2020-25 ConPlan and AI PH and 30-day Comment Period
Spanish

To the right is a copy of the notice you sent to us for publication in the LA OPINION. Please read this notice carefully and call us with any corrections. The Proof of Publication will be filed with the County Clerk, if required, and mailed to you after the last date below. Publication date(s) for this notice is (are):

03/25/2020

The charge(s) for this order is as follows. An invoice will be sent after the last date of publication. If you prepaid this order in full, you will not receive an invoice.

Daily Journal Corporation

Serving your legal advertising needs throughout California. Call your local

BUSINESS JOURNAL, RIVERSIDE	(951) 784-0111
DAILY COMMERCE, LOS ANGELES	(213) 229-5300
LOS ANGELES DAILY JOURNAL, LOS ANGELES	(213) 229-5300
ORANGE COUNTY REPORTER, SANTA ANA	(714) 543-2027
SAN FRANCISCO DAILY JOURNAL, SAN FRANCISCO	(800) 640-4829
SAN JOSE POST-RECORD, SAN JOSE	(408) 287-4866
THE DAILY RECORDER, SACRAMENTO	(916) 444-2355
THE DAILY TRANSCRIPT, SAN DIEGO	(619) 232-3486
THE INTER-CITY EXPRESS, OAKLAND	(510) 272-4747

AVISO DE AUDIENCIA PUBLICA A CELEBRARSE POR LA COMISION DE VIVIENDA Y REURBANIZACION COMUNITARIA DE LA CIUDAD DE SANTA ANA Y COMIENZO DEL PERIODO DE COMENTARIOS PUBLICOS DE 30 DIAS SOBRE EL PLAN CONSOLIDADO 2020-2024 DE LA CIUDAD DE SANTA ANA, EL PLAN DE ACCION ANUAL 2020 Y EL ANALISIS DE IMPEDIMENTOS PARA LA VIVIENDA JUSTA PARA LAS SUBVENCIONES DEL DEPARTAMENTO DE VIVIENDA Y DESARROLLO URBANO DE LOS EE. UU.

POR MEDIO DE LA PRESENTE SE DA AVISO que la Comisión de Vivienda y Reurbanización Comunitaria de la Ciudad de Santa Ana llevará a cabo una audiencia pública el 22 de abril de 2020 a las 4:30 p.m. EN LA Cámara DEL Consejo de la Ciudad, 22 Civic Center Plaza, Santa Ana, CA 92701 para recibir comentarios sobre el Plan Consolidado 2020-2024 de la Ciudad, el Plan de Acción Anual 2020, y el Análisis de Impedimentos para la Vivienda Justa para las Subvenciones del Departamento de Vivienda y Desarrollo Urbano de los EE. UU. (HUD, por sus siglas en inglés).

El 5 de mayo de 2020 a las 5:45 p.m. en la Cámara de Consejo de la Ciudad, el Ayuntamiento tomará acción para aprobar y autorizar la presentación del Plan Consolidado 2020-2024, Plan de Acción Anual 2020 y el Análisis de Impedimentos de HUD.

Los documentos estarán disponibles para revisión pública del 20 de marzo de 2020 al 20 de abril de 2020. Debido al cierre de la biblioteca y otros

edificios e instalaciones de la ciudad debido al Nuevo Coronavirus (COVID-19), los documentos sólo pueden ser vistos en el sitio web de la Ciudad en <https://www.santa-ana.org/cd/what-cdbg>. Si la Proclamación de Emergencia Local actual de la Ciudad se modifica o termina durante el periodo de revisión de 20 días, la Ciudad pondrá a disposición copias de los documentos en la Agencia de Desarrollo Comunitario de la Ciudad de Santa Ana (6°Piso), 20 Civic Center Plaza, Santa Ana CA 92701, Oficina del Secretario de la Ciudad (8° piso), 20 Civic Center Plaza, Santa Ana CA 92701 y la Biblioteca Pública Principal de Santa Ana, 26 Civic Center Plaza Santa Ana, CA 92701. Para obtener más información, contacte a David Flores, Analista de Desarrollo Comunitario en (714) 647-6561.

Debido a la rápida respuesta de la salud pública a la evolución del Nuevo Coronavirus (COVID-19), se informa a los miembros del público que las reuniones de la Comisión de Vivienda y Reurbanización Comunitaria y el Ayuntamiento pueden ser convocadas telefónicamente o en un formato alternativo. Aquellas personas que planean participar en la audiencia pública son alentadas a monitorear el sitio web de la Ciudad en <https://www.santa-ana.org/cd/what-cdbg> para obtener información adicional concerniente a la estructura y sincronización de las reuniones.

3/25/20
CNS-3355797#
LA OPINION



* A 0 0 0 0 0 5 3 8 7 2 6 2 *

CALIFORNIA NEWSPAPER SERVICE BUREAU

DAILY JOURNAL CORPORATION

Mailing Address : 915 E FIRST ST, LOS ANGELES, CA 90012
Telephone (213) 229-5300 / Fax (213) 229-5481
Visit us @ WWW.LEGALADSTORE.COM

David Flores
SANTA ANA, CITY OF/COMM DEV AGENCY
20 CIVIC CENTER PLAZA M25-6TH FL
SANTA ANA, CA 92702-4058

COPY OF NOTICE

Notice Type: HRG NOTICE OF HEARING
Ad Description: 2020-25 ConPlan and AI PH and 30-day Comment Period
Vietnamese

To the right is a copy of the notice you sent to us for publication in the NGUOI VIET. Please read this notice carefully and call us with any corrections. The Proof of Publication will be filed with the County Clerk, if required, and mailed to you after the last date below. Publication date(s) for this notice is (are):

03/25/2020

The charge(s) for this order is as follows. An invoice will be sent after the last date of publication. If you prepaid this order in full, you will not receive an invoice.

Publication	\$172.20
TRANSLATION FEE	\$158.82
Total	\$331.02

Daily Journal Corporation

Serving your legal advertising needs throughout California. Call your local

BUSINESS JOURNAL, RIVERSIDE	(951) 784-0111
DAILY COMMERCE, LOS ANGELES	(213) 229-5300
LOS ANGELES DAILY JOURNAL, LOS ANGELES	(213) 229-5300
ORANGE COUNTY REPORTER, SANTA ANA	(714) 543-2027
SAN FRANCISCO DAILY JOURNAL, SAN FRANCISCO	(800) 640-4829
SAN JOSE POST-RECORD, SAN JOSE	(408) 287-4866
THE DAILY RECORDER, SACRAMENTO	(916) 444-2355
THE DAILY TRANSCRIPT, SAN DIEGO	(619) 232-3486
THE INTER-CITY EXPRESS, OAKLAND	(510) 272-4747

CNS 3355798

**THÔNG BÁO PHIÊN ĐIỀU TRẦN
CÔNG CỘNG SẼ ĐƯỢC TỔ CHỨC
BỞI
ỦY BAN TÀI PHÁT TRIỂN CÔNG
ĐỒNG & GIA CƯ THÀNH PHỐ SANTA
ANA VÀ BẮT ĐẦU THỜI KỲ GÓP Ý 30
NGÀY CỦA CÔNG CHÚNG
VỀ KẾ HOẠCH HỢP NHẤT 2020-2024
THÀNH PHỐ SANTA ANA, 2020 KẾ
HOẠCH HÀNH ĐỘNG THƯỜNG NIÊN
VÀ PHÂN TÍCH CÁC NGẪN TRỞ VỀ
GIA CƯ CÔNG BẰNG ĐỂ CỠ TRỢ
CẤP CỦA BAN PHÁT TRIỂN GIA CƯ
VÀ ĐÔ THỊ HOA KỲ**

XIN THÔNG BÁO LÃ Ủy ban Tài phát triển và Gia cư Công đồng của Thành phố Santa Ana, sẽ tổ chức một phiên điều trần công khai vào ngày 22 tháng 4 năm 2020 lúc 4:30 chiều tại City Council Chambers, 22 Civic Center Plaza, Santa Ana, CA 92701 để nhận ý kiến đóng góp về Kế hoạch Hợp nhất 2020-2024 của Thành phố, Kế hoạch Hành động Hàng năm 2020 và Phân tích các Ngân Trở đối với Gia cư Công bằng để cõ trợ cấp của Ban Phát triển Gia cư và Đô thị Hoa Kỳ (HUD).

Vào ngày 5 Tháng 5, năm 2020 lúc 5:45 chiều tại Phòng Hội đồng Thành phố (City Council Chambers), Hội đồng Thành phố sẽ có hành động chấp thuận và cho phép đề trình Kế Hoạch Hợp Nhất 2020-2024, Kế Hoạch Hành Động Hàng Năm 2020 và Phân Tích các Ngân Trở đối với HUD (Ban Phát triển Gia Cư và Đô thị Hoa Kỳ).

Các tài liệu sẽ có sẵn để xem xét công khai từ ngày 20 tháng 3, năm 2020 đến ngày 20 tháng 4, năm 2020. Do việc đóng cửa thư viện và các tòa nhà và cơ sở khác của thành phố vì Novel Coronavirus (COVID-19), các tài liệu chỉ có thể xem được trên trang web của Thành phố tại <https://www.santaana.org/cd/what-cdbgc>. Nếu Tuyên bố Tình trạng Khẩn cấp tại Địa phương hiện tại của Thành phố bị thay đổi hoặc kết thúc trong thời gian xem xét 30 ngày, Thành phố sẽ có sẵn các bản sao tại địa tại City of Santa Ana Community Development Agency (Lầu 6), 20 Civic Center Plaza, Santa Ana, CA 92701, Office of the City Clerk (Lầu 8), 20 Civic Center Plaza, Santa Ana, CA 92701 và Main Santa Ana Public Library, 26 Civic Center Plaza Santa Ana, CA 92701. Để biết thêm thông tin, vui lòng liên lạc với David Flores, Phân Tích Phát Triển Cộng Đồng tại số (714) 647-6561.

Do phản ứng y tế công cộng phát triển nhanh chóng đối với Novel Coronavirus (COVID-19), các thành viên của cộng đồng được khuyến cáo rằng các cuộc họp của Ủy ban Tài phát triển và Gia cư Công đồng và Hội đồng Thành phố có thể được triệu tập qua điện thoại hoặc ở dạng khác. Những cá nhân dự định tham gia phiên điều trần công khai được khuyến khích theo dõi trang web của Thành phố tại <https://www.santaana.org/cd/what-cdbgc> để biết thêm thông tin liên quan đến cấu trúc và thời điểm của các cuộc họp.

3/25/20
**CNS-3355798#
NGUOI VIET**



CALIFORNIA NEWSPAPER SERVICE BUREAU

DAILY JOURNAL CORPORATION

Mailing Address : 915 E FIRST ST, LOS ANGELES, CA 90012
 Telephone (213) 229-5300 / Fax (213) 229-5481
 Visit us @ WWW.LEGALADSTORE.COM

David Flores
 SANTA ANA, CITY OF/COMM DEV AGENCY
 20 CIVIC CENTER PLAZA M25-6TH FL
 SANTA ANA, CA 92702-4058

CNS 3355794

COPY OF NOTICE

Notice Type: HRG NOTICE OF HEARING
 Ad Description: 2020-25 ConPlan and AI PH and 30-day Comment Period
 English

To the right is a copy of the notice you sent to us for publication in the ORANGE COUNTY REGISTER. Please read this notice carefully and call us with any corrections. The Proof of Publication will be filed with the County Clerk, if required, and mailed to you after the last date below. Publication date(s) for this notice is (are):

03/24/2020

The charge(s) for this order is as follows. An invoice will be sent after the last date of publication. If you prepaid this order in full, you will not receive an invoice.

Publication	\$776.00
Publication	\$6.00
Total	\$776.00

Daily Journal Corporation

Serving your legal advertising needs throughout California. Call your local

BUSINESS JOURNAL, RIVERSIDE	(951) 784-0111
DAILY COMMERCE, LOS ANGELES	(213) 229-5300
LOS ANGELES DAILY JOURNAL, LOS ANGELES	(213) 229-5300
ORANGE COUNTY REPORTER, SANTA ANA	(714) 543-2027
SAN FRANCISCO DAILY JOURNAL, SAN FRANCISCO	(800) 640-4829
SAN JOSE POST-RECORD, SAN JOSE	(408) 287-4866
THE DAILY RECORDER, SACRAMENTO	(916) 444-2355
THE DAILY TRANSCRIPT, SAN DIEGO	(619) 232-3486
THE INTER-CITY EXPRESS, OAKLAND	(510) 272-4747

NOTICE OF PUBLIC HEARING TO BE HELD BY THE CITY OF SANTA ANA COMMUNITY REDEVELOPMENT & HOUSING COMMISSION AND COMMENCEMENT OF THE 30-DAY PUBLIC COMMENT PERIOD ON THE CITY OF SANTA ANA 2020-2024 CONSOLIDATED PLAN, 2020 ANNUAL ACTION PLAN AND THE ANALYSIS OF IMPEDIMENTS TO FAIR HOUSING FOR THE U.S. DEPARTMENT OF HOUSING AND URBAN DEVELOPMENT GRANTS

NOTICE IS HEREBY GIVEN that the City of Santa Ana's Community Redevelopment and Housing Commission will conduct a public hearing on April 22, 2020 at 4:30 p.m. at the City Council Chambers, 22 Civic Center Plaza, Santa Ana, CA 92701 to receive comments on the City's 2020-2024 Consolidated Plan, 2020 Annual Action Plan, and Analysis of Impediments to Fair Housing for the U.S. Department of Housing and Urban Development (HUD) Grants.

On May 5, 2020 at 5:45 p.m. at the City Council Chambers, the City Council will take action to approve and authorize submittal of the 2020-2024 Consolidated Plan, 2020 Annual Action Plan and Analysis of Impediments to HUD.

The documents will be available for public review from March 20, 2020 to April 20, 2020. Due to the closure of the library and other city buildings and

facilities because of the Novel Coronavirus (COVID-19), the documents are only viewable on the City website at <https://www.santa-ana.org/cd/what-cdbg>. If the City's current Proclamation of Local Emergency is altered or ends during the 30-day review period, the City will make copies of the documents available at the City of Santa Ana Community Development Agency (6th floor), 20 Civic Center Plaza, Santa Ana CA 92701, Office of the City Clerk (8th floor), 20 Civic Center Plaza, Santa Ana CA 92701 and the Main Santa Ana Public Library, 26 Civic Center Plaza Santa Ana, CA 92701. For more information, please contact David Flores, Community Development Analyst at (714) 647-6561.

Due to the rapidly evolving public health response to the Novel Coronavirus (COVID-19), the members of the public are advised that the Community Redevelopment and Housing Commission and City Council meetings may be convened telephonically or in an alternate format. Those individuals planning to participate in the public hearing are encouraged to monitor the City website at <https://www.santa-ana.org/cd/what-cdbg> for additional information concerning the structure and timing of the meetings.

3/24/20
CNS-3355794#
ORANGE COUNTY REGISTER



The Orange County Register

2190 S. Towne Centre Place Suite 100
Anaheim, CA 92806
714-796-2209

5211379

CNSB / CNSB-ACCOMMODATIONS
915 E 1ST ST
ORDER EXPEDITING
LOS ANGELES, CA 90012-4050

FILE NO. 3359825

AFFIDAVIT OF PUBLICATION

STATE OF CALIFORNIA, }
County of Orange } **SS.**

I am a citizen of the United States and a resident of the County aforesaid; I am over the age of eighteen years, and not a party to or interested in the above entitled matter. I am the principal clerk of The Orange County Register, a newspaper of general circulation, published in the city of Santa Ana, County of Orange, and which newspaper has been adjudged to be a newspaper of general circulation by the Superior Court of the County of Orange, State of California, under the date of November 19, 1905, Case No. A-21046, that the notice, of which the annexed is a true printed copy, has been published in each regular and entire issue of said newspaper and not in any supplement thereof on the following dates, to wit:

04/16/2020

I certify (or declare) under the penalty of perjury under the laws of the State of California that the foregoing is true and correct:

Executed at Anaheim, Orange County, California, on
Date: April 16, 2020.

Signature

PROOF OF PUBLICATION

Legal No. 0011379051

NOTICE OF PUBLIC HEARING BEFORE THE CITY COUNCIL OF THE CITY OF SANTA ANA, CA

The City of Santa Ana encourages the public to participate in the decision-making process. The following notice is being provided so that you can ask questions, make comments and stay informed about projects that might be important to you. We encourage you to contact us prior to the Public Hearing if you have any questions.

NOTICE IS HEREBY GIVEN - The City Council will hold a Public Hearing to receive public testimony, and will take action on the item described below. Decision on this matter will be final.

Proposed Action: The City Council of the City of Santa Ana will be conducting a public hearing to consider approval of the Fiscal Year 2020 - 2024 Five-Year Consolidated Plan, Fiscal Year 2020 - 2021 Annual Action Plan and Analysis of Impediments to Fair Housing Choice for the U. S. Department of Housing and Urban Development (HUD) grants. The City of Santa Ana is required to hold a public hearing to discuss and hear public comments. The Fiscal Year 2020 - 2024 Five-Year Consolidated Plan is the City of Santa Ana's Strategic Plan for the investment of annual allocations of Community Development Block Grant (CDBG), HOME Investment Partnerships (HOME) and Emergency Solutions Grant (ESG) funds from the U.S. Department of Housing and Urban Development (HUD) during the five-year period covered by the Consolidated Plan beginning July 1, 2020 and ending June 30, 2025. These federal grant programs fulfill HUD's national strategy to provide decent housing opportunities, a suitable living environment and economic opportunities for low- and moderate-income people.

Meeting Time and Date: This matter will be heard on Tuesday, May 5, 2020, at 5:45 p.m. or thereafter, via teleconference. In an effort to protect public health and prevent the spread of COVID-19 (coronavirus), there will be no in-person public meeting location. The meeting begins at 5:45 p.m., following a 5 p.m. closed session. There are several ways to watch the meetings:
- Live stream at www.santaana.org/city-meetings
- Live stream at www.youtube.com/cityofsanagonavideos/live
- Spectrum TV channel 3



How To Make Comments - To provide comment, submit your comments via email to ecomments@santa-ana.org before 5:00PM on Tuesday, May 5, 2020. To provide a comment during the public hearing, the public can call in or use the YouTube live chat at the beginning of the item during the meeting.

For details on how to call in and for the meeting agenda, go to www.santa-ana.org/city-meetings.

In accordance with the Governor's executive order N-25-20 regarding the Brown Act and guidance from the California Department of Public Health on gatherings, please note the following changes for public comments on agenda items:

- Comments for a specific item on the agenda will be accepted by EMAIL ONLY and viewable at www.santa-ana.org/city-meetings. The City Clerk will announce a report in support of or opposition to the item. The deadline to submit your comment is at 5:00PM on Tuesday, May 5, 2020. Emails received after the deadline will be uploaded to the City's website at the earliest possible opportunity.
- Please email your comments to ecomments@santa-ana.org
- Please state your name for the record, on the subject line of your email, state the following: "Public Comment for Agenda Item No. #"

If you have any questions, please contact the Clerk of the Council office at (714) 647-6520.

Who To Contact For Questions - Should you have any questions, please contact Judson Brown, Housing Division Manager, at (714) 647-2241 or you can send an email to ecomments@santa-ana.org.

Where To Get More Information- All staff reports regarding any item on this agenda are available for public inspection in the Clerk of the Council Office during regular business hours and posted on the City's website the Friday before a Council meeting at: <http://www.santa-ana.org/coc/agendas.asp>

Si tiene preguntas en español, favor de llamar al (714) 647-6520.
Nếu cần liên lạc bằng tiếng Việt, xin điện thoại cho Tony Lai số (714) 665-2627.

If you challenge the decision on the above matter, you may be limited to raising only those issues you or someone else raised at the public hearing described in this notice, or in written correspondence delivered to the City Council of the City of Santa Ana at, or prior to, the public hearing.
Daisy Gomez,
Clerk of the Council

Appendix C:
Grantee Unique Appendices
(no unique documents prepared at this time)

Appendix D:
SF-424 and Certifications

CERTIFICATIONS

In accordance with the applicable statutes and the regulations governing the consolidated plan regulations, the jurisdiction certifies that:

Affirmatively Further Fair Housing --The jurisdiction will affirmatively further fair housing.

Uniform Relocation Act and Anti-displacement and Relocation Plan -- It will comply with the acquisition and relocation requirements of the Uniform Relocation Assistance and Real Property Acquisition Policies Act of 1970, as amended, (42 U.S.C. 4601-4655) and implementing regulations at 49 CFR Part 24. It has in effect and is following a residential anti-displacement and relocation assistance plan required under 24 CFR Part 42 in connection with any activity assisted with funding under the Community Development Block Grant or HOME programs.

Anti-Lobbying --To the best of the jurisdiction's knowledge and belief:

1. No Federal appropriated funds have been paid or will be paid, by or on behalf of it, to any person for influencing or attempting to influence an officer or employee of any agency, a Member of Congress, an officer or employee of Congress, or an employee of a Member of Congress in connection with the awarding of any Federal contract, the making of any Federal grant, the making of any Federal loan, the entering into of any cooperative agreement, and the extension, continuation, renewal, amendment, or modification of any Federal contract, grant, loan, or cooperative agreement;

2. If any funds other than Federal appropriated funds have been paid or will be paid to any person for influencing or attempting to influence an officer or employee of any agency, a Member of Congress, an officer or employee of Congress, or an employee of a Member of Congress in connection with this Federal contract, grant, loan, or cooperative agreement, it will complete and submit Standard Form-LLL, "Disclosure Form to Report Lobbying," in accordance with its instructions; and

3. It will require that the language of paragraph 1 and 2 of this anti-lobbying certification be included in the award documents for all subawards at all tiers (including subcontracts, subgrants, and contracts under grants, loans, and cooperative agreements) and that all subrecipients shall certify and disclose accordingly.

Authority of Jurisdiction --The consolidated plan is authorized under State and local law (as applicable) and the jurisdiction possesses the legal authority to carry out the programs for which it is seeking funding, in accordance with applicable HUD regulations.

Consistency with plan --The housing activities to be undertaken with Community Development Block Grant, HOME, Emergency Solutions Grant, and Housing Opportunities for Persons With AIDS funds are consistent with the strategic plan in the jurisdiction's consolidated plan.

Section 3 -- It will comply with section 3 of the Housing and Urban Development Act of 1968 (12 U.S.C. 1701u) and implementing regulations at 24 CFR Part 135.


Signature of Authorized Official


Date

City Manager

Title

Specific Community Development Block Grant Certifications

The Entitlement Community certifies that:

Citizen Participation -- It is in full compliance and following a detailed citizen participation plan that satisfies the requirements of 24 CFR 91.105.

Community Development Plan -- Its consolidated plan identifies community development and housing needs and specifies both short-term and long-term community development objectives that have been developed in accordance with the primary objective of the CDBG program (i.e., the development of viable urban communities, by providing decent housing and expanding economic opportunities, primarily for persons of low and moderate income) and requirements of 24 CFR Parts 91 and 570.

Following a Plan -- It is following a current consolidated plan that has been approved by HUD.

Use of Funds -- It has complied with the following criteria:

1. Maximum Feasible Priority. With respect to activities expected to be assisted with CDBG funds, it has developed its Action Plan so as to give maximum feasible priority to activities which benefit low- and moderate-income families or aid in the prevention or elimination of slums or blight. The Action Plan may also include CDBG-assisted activities which the grantee certifies are designed to meet other community development needs having particular urgency because existing conditions pose a serious and immediate threat to the health or welfare of the community, and other financial resources are not available (see Optional CDBG Certification).

2. Overall Benefit. The aggregate use of CDBG funds, including Section 108 guaranteed loans, during program year(s) 2020, 2021, 2022 [a period specified by the grantee of one, two, or three specific consecutive program years], shall principally benefit persons of low and moderate income in a manner that ensures that at least 70 percent of the amount is expended for activities that benefit such persons during the designated period.

3. Special Assessments. It will not attempt to recover any capital costs of public improvements assisted with CDBG funds, including Section 108 loan guaranteed funds, by assessing any amount against properties owned and occupied by persons of low and moderate income, including any fee charged or assessment made as a condition of obtaining access to such public improvements.

However, if CDBG funds are used to pay the proportion of a fee or assessment that relates to the capital costs of public improvements (assisted in part with CDBG funds) financed from other revenue sources, an assessment or charge may be made against the property with respect to the public improvements financed by a source other than CDBG funds.

In addition, in the case of properties owned and occupied by moderate-income (not low-income) families, an assessment or charge may be made against the property for public improvements financed by a source other than CDBG funds if the jurisdiction certifies that it lacks CDBG funds to cover the assessment.

Excessive Force -- It has adopted and is enforcing:

1. A policy prohibiting the use of excessive force by law enforcement agencies within its jurisdiction against any individuals engaged in non-violent civil rights demonstrations; and
2. A policy of enforcing applicable State and local laws against physically barring entrance to or exit from a facility or location which is the subject of such non-violent civil rights demonstrations within its jurisdiction.

Compliance with Anti-discrimination laws -- The grant will be conducted and administered in conformity with title VI of the Civil Rights Act of 1964 (42 U.S.C. 2000d) and the Fair Housing Act (42 U.S.C. 3601-3619) and implementing regulations.

Lead-Based Paint -- Its activities concerning lead-based paint will comply with the requirements of 24 CFR Part 35, Subparts A, B, J, K and R.

Compliance with Laws -- It will comply with applicable laws.



Signature of Authorized Official



Date

City Manager

Title

Specific HOME Certifications

The HOME participating jurisdiction certifies that:

Tenant Based Rental Assistance -- If it plans to provide tenant-based rental assistance, the tenant-based rental assistance is an essential element of its consolidated plan.

Eligible Activities and Costs -- It is using and will use HOME funds for eligible activities and costs, as described in 24 CFR §§92.205 through 92.209 and that it is not using and will not use HOME funds for prohibited activities, as described in §92.214.

Subsidy layering -- Before committing any funds to a project, it will evaluate the project in accordance with the guidelines that it adopts for this purpose and will not invest any more HOME funds in combination with other Federal assistance than is necessary to provide affordable housing;



Signature of Authorized Official



Date

City Manager

Title

Emergency Solutions Grants Certifications

The Emergency Solutions Grants Program recipient certifies that:

Major rehabilitation/conversion/renovation – If an emergency shelter’s rehabilitation costs exceed 75 percent of the value of the building before rehabilitation, the recipient will maintain the building as a shelter for homeless individuals and families for a minimum of 10 years after the date the building is first occupied by a homeless individual or family after the completed rehabilitation.

If the cost to convert a building into an emergency shelter exceeds 75 percent of the value of the building after conversion, the recipient will maintain the building as a shelter for homeless individuals and families for a minimum of 10 years after the date the building is first occupied by a homeless individual or family after the completed conversion.

In all other cases where ESG funds are used for renovation, the recipient will maintain the building as a shelter for homeless individuals and families for a minimum of 3 years after the date the building is first occupied by a homeless individual or family after the completed renovation.

Essential Services and Operating Costs – In the case of assistance involving shelter operations or essential services related to street outreach or emergency shelter, the recipient will provide services or shelter to homeless individuals and families for the period during which the ESG assistance is provided, without regard to a particular site or structure, so long the recipient serves the same type of persons (e.g., families with children, unaccompanied youth, disabled individuals, or victims of domestic violence) or persons in the same geographic area.

Renovation – Any renovation carried out with ESG assistance shall be sufficient to ensure that the building involved is safe and sanitary.

Supportive Services – The recipient will assist homeless individuals in obtaining permanent housing, appropriate supportive services (including medical and mental health treatment, victim services, counseling, supervision, and other services essential for achieving independent living), and other Federal State, local, and private assistance available for these individuals.

Matching Funds – The recipient will obtain matching amounts required under 24 CFR 576.201.

Confidentiality – The recipient has established and is implementing procedures to ensure the confidentiality of records pertaining to any individual provided family violence prevention or treatment services under any project assisted under the ESG program, including protection against the release of the address or location of any family violence shelter project, except with the written authorization of the person responsible for the operation of that shelter.

Homeless Persons Involvement – To the maximum extent practicable, the recipient will involve, through employment, volunteer services, or otherwise, homeless individuals and families in constructing, renovating, maintaining, and operating facilities assisted under the ESG program, in providing services assisted under the ESG program, and in providing services for occupants of facilities assisted under the program.

Consolidated Plan – All activities the recipient undertakes with assistance under ESG are consistent with its consolidated plan.

Discharge Policy – The recipient will establish and implement, to the maximum extent practicable and where appropriate, policies and protocols for the discharge of persons from publicly funded institutions or systems of care (such as health care facilities, mental health facilities, foster care or other youth facilities, or correction programs and institutions) in order to prevent this discharge from immediately resulting in homelessness for these persons.



Signature of Authorized Official



Date

City Manager

Title

APPENDIX TO CERTIFICATIONS

INSTRUCTIONS CONCERNING LOBBYING CERTIFICATION:

Lobbying Certification

This certification is a material representation of fact upon which reliance was placed when this transaction was made or entered into. Submission of this certification is a prerequisite for making or entering into this transaction imposed by section 1352, title 31, U.S. Code. Any person who fails to file the required certification shall be subject to a civil penalty of not less than \$10,000 and not more than \$100,000 for each such failure.

Application for Federal Assistance SF-424		
* 1. Type of Submission: <input type="checkbox"/> Preapplication <input checked="" type="checkbox"/> Application <input type="checkbox"/> Changed/Corrected Application		
* 2. Type of Application: <input checked="" type="checkbox"/> New <input type="checkbox"/> Continuation <input type="checkbox"/> Revision		
* If Revision, select appropriate letter(s): _____ * Other (Specify): _____		
* 3. Date Received: _____		4. Applicant Identifier: _____
5a. Federal Entity Identifier: CA63342		5b. Federal Award Identifier: E-20-MC-06-0508
State Use Only:		
6. Date Received by State: _____		7. State Application Identifier: _____
8. APPLICANT INFORMATION:		
* a. Legal Name: City of Santa Ana		
* b. Employer/Taxpayer Identification Number (EIN/TIN): 95-6000785		* c. Organizational DUNS: 0831532470000
d. Address:		
* Street1: 20 Civic Center Plaza		
Street2: _____		
* City: Santa Ana		
County/Parish: _____		
* State: CA: California		
Province: _____		
* Country: USA: UNITED STATES		
* Zip / Postal Code: 92701-4058		
e. Organizational Unit:		
Department Name: Community Development Agency		Division Name: Housing Division
f. Name and contact information of person to be contacted on matters involving this application:		
Prefix: Mr.		* First Name: Judson
Middle Name: _____		
* Last Name: Brown		
Suffix: _____		
Title: Housing Division Manager		
Organizational Affiliation: _____		
* Telephone Number: 714-667-2241		Fax Number: 714-647-6549
* Email: jbrown@santa-ana.org		

Application for Federal Assistance SF-424

*** 9. Type of Applicant 1: Select Applicant Type:**

C: City or Township Government

Type of Applicant 2: Select Applicant Type:

Type of Applicant 3: Select Applicant Type:

* Other (specify):

*** 10. Name of Federal Agency:**

Housing and Urban Development

11. Catalog of Federal Domestic Assistance Number:

14.231

CFDA Title:

Emergency Solutions Grant

*** 12. Funding Opportunity Number:**

NA

* Title:

NA

13. Competition Identification Number:

NA

Title:

NA

14. Areas Affected by Project (Cities, Counties, States, etc.):

Add Attachment

Delete Attachment

View Attachment

*** 15. Descriptive Title of Applicant's Project:**

2020-2021 Action Plan projects using Emergency Solutions Grant Entitlement funds pursuant to Subtitle B of Title IV of the McKinney-Vento Homeless Assistance Act (42 U.S.C. 11371-11378) as amended.

Attach supporting documents as specified in agency instructions.

Add Attachments

Delete Attachments

View Attachments

Application for Federal Assistance SF-424

16. Congressional Districts Of:

* a. Applicant

* b. Program/Project

Attach an additional list of Program/Project Congressional Districts if needed.

17. Proposed Project:

* a. Start Date:

* b. End Date:

18. Estimated Funding (\$):

* a. Federal	<input type="text" value="500,947.00"/>
* b. Applicant	<input type="text" value="0.00"/>
* c. State	<input type="text" value="0.00"/>
* d. Local	<input type="text" value="0.00"/>
* e. Other	<input type="text" value="0.00"/>
* f. Program Income	<input type="text" value="0.00"/>
* g. TOTAL	<input type="text" value="500,947.00"/>

*** 19. Is Application Subject to Review By State Under Executive Order 12372 Process?**

- a. This application was made available to the State under the Executive Order 12372 Process for review on .
- b. Program is subject to E.O. 12372 but has not been selected by the State for review.
- c. Program is not covered by E.O. 12372.

*** 20. Is the Applicant Delinquent On Any Federal Debt? (If "Yes," provide explanation in attachment.)**

Yes No

If "Yes", provide explanation and attach

21. *By signing this application, I certify (1) to the statements contained in the list of certifications and (2) that the statements herein are true, complete and accurate to the best of my knowledge. I also provide the required assurances** and agree to comply with any resulting terms if I accept an award. I am aware that any false, fictitious, or fraudulent statements or claims may subject me to criminal, civil, or administrative penalties. (U.S. Code, Title 218, Section 1001)**

** I AGREE

** The list of certifications and assurances, or an internet site where you may obtain this list, is contained in the announcement or agency specific instructions.

Authorized Representative:

Prefix: * First Name:

Middle Name:

* Last Name:

Suffix:

* Title:

* Telephone Number: Fax Number:

* Email:

* Signature of Authorized Representative: 

* Date Signed:

Application for Federal Assistance SF-424

* 1. Type of Submission: <input type="checkbox"/> Preapplication <input checked="" type="checkbox"/> Application <input type="checkbox"/> Changed/Corrected Application	* 2. Type of Application: <input checked="" type="checkbox"/> New <input type="checkbox"/> Continuation <input type="checkbox"/> Revision	* If Revision, select appropriate letter(s): _____ * Other (Specify): _____
---	---	--

* 3. Date Received: _____	4. Applicant Identifier: _____
-------------------------------------	--

5a. Federal Entity Identifier: CA63342	5b. Federal Award Identifier: B-20-MC-06-0508
--	---

State Use Only:

6. Date Received by State: _____	7. State Application Identifier: _____
---	---

8. APPLICANT INFORMATION:

* a. Legal Name: City of Santa Ana	
* b. Employer/Taxpayer Identification Number (EIN/TIN): 95-6000785	* c. Organizational DUNS: 0831532470000

d. Address:

* Street1:	20 Civic Center Plaza
Street2:	_____
* City:	Santa Ana
County/Parish:	_____
* State:	CA: California
Province:	_____
* Country:	USA: UNITED STATES
* Zip / Postal Code:	92701-4058

e. Organizational Unit:

Department Name: Community Development Agency	Division Name: Housing Divison
---	--

f. Name and contact information of person to be contacted on matters involving this application:

Prefix: Mr.	* First Name: Judson
Middle Name: _____	
* Last Name: Brown	
Suffix: _____	

Title: Housing Division Manager
--

Organizational Affiliation: _____

* Telephone Number: 714-667-2241	Fax Number: 714-647-6549
---	---------------------------------

* Email: jbrown@santa-ana.org

Application for Federal Assistance SF-424

*** 9. Type of Applicant 1: Select Applicant Type:**

C: City or Township Government

Type of Applicant 2: Select Applicant Type:

Type of Applicant 3: Select Applicant Type:

* Other (specify):

*** 10. Name of Federal Agency:**

Housing and Urban Development

11. Catalog of Federal Domestic Assistance Number:

14.218

CFDA Title:

Community Block Development Grant

*** 12. Funding Opportunity Number:**

NA

* Title:

NA

13. Competition Identification Number:

NA

Title:

NA

14. Areas Affected by Project (Cities, Counties, States, etc.):

Add Attachment

Delete Attachment

View Attachment

*** 15. Descriptive Title of Applicant's Project:**

2020-2021 Action Plan projects using Community Development Block Grant Entitlement Funds pursuant to Title I of the Housing and Community Development Act of 1974, as amended.

Attach supporting documents as specified in agency instructions.

Add Attachments

Delete Attachments

View Attachments

Application for Federal Assistance SF-424

16. Congressional Districts Of:

* a. Applicant

* b. Program/Project

Attach an additional list of Program/Project Congressional Districts if needed.

17. Proposed Project:

* a. Start Date:

* b. End Date:

18. Estimated Funding (\$):

* a. Federal	<input type="text" value="5,735,518.00"/>
* b. Applicant	<input type="text" value="0.00"/>
* c. State	<input type="text" value="0.00"/>
* d. Local	<input type="text" value="0.00"/>
* e. Other	<input type="text" value="0.00"/>
* f. Program Income	<input type="text" value="0.00"/>
* g. TOTAL	<input type="text" value="5,735,518.00"/>

*** 19. Is Application Subject to Review By State Under Executive Order 12372 Process?**

- a. This application was made available to the State under the Executive Order 12372 Process for review on
- b. Program is subject to E.O. 12372 but has not been selected by the State for review.
- c. Program is not covered by E.O. 12372.

*** 20. Is the Applicant Delinquent On Any Federal Debt? (If "Yes," provide explanation in attachment.)**

Yes No

If "Yes", provide explanation and attach

21. *By signing this application, I certify (1) to the statements contained in the list of certifications and (2) that the statements herein are true, complete and accurate to the best of my knowledge. I also provide the required assurances** and agree to comply with any resulting terms if I accept an award. I am aware that any false, fictitious, or fraudulent statements or claims may subject me to criminal, civil, or administrative penalties. (U.S. Code, Title 218, Section 1001)**

** I AGREE

** The list of certifications and assurances, or an internet site where you may obtain this list, is contained in the announcement or agency specific instructions.

Authorized Representative:

Prefix: * First Name:
Middle Name:
* Last Name:
Suffix:

* Title:

* Telephone Number: Fax Number:

* Email:

* Signature of Authorized Representative:  * Date Signed:

Application for Federal Assistance SF-424		
* 1. Type of Submission: <input type="checkbox"/> Preapplication <input checked="" type="checkbox"/> Application <input type="checkbox"/> Changed/Corrected Application	* 2. Type of Application: <input checked="" type="checkbox"/> New <input type="checkbox"/> Continuation <input type="checkbox"/> Revision	* If Revision, select appropriate letter(s): <input type="text"/> * Other (Specify): <input type="text"/>
* 3. Date Received: <input type="text"/>	4. Applicant Identifier: <input type="text"/>	
5a. Federal Entity Identifier: CA63342	5b. Federal Award Identifier: M-20-MC-06-0535	
State Use Only:		
6. Date Received by State: <input type="text"/>	7. State Application Identifier: <input type="text"/>	
8. APPLICANT INFORMATION:		
* a. Legal Name: <input type="text" value="City of Santa Ana"/>		
* b. Employer/Taxpayer Identification Number (EIN/TIN): 95-6000785	* c. Organizational DUNS: 0831532470000	
d. Address:		
* Street1: 20 Civic Center Plaza	Street2: <input type="text"/>	
* City: Santa Ana	County/Parish: <input type="text"/>	
* State: CA: California	Province: <input type="text"/>	
* Country: USA: UNITED STATES	* Zip / Postal Code: 92701-4058	
e. Organizational Unit:		
Department Name: Community Development Agency	Division Name: Housing Divison	
f. Name and contact information of person to be contacted on matters involving this application:		
Prefix: Mr.	* First Name: Judson	
Middle Name: <input type="text"/>	* Last Name: Brown	
Suffix: <input type="text"/>	Title: Housing Division Manager	
Organizational Affiliation: <input type="text"/>		
* Telephone Number: 714-667-2241	Fax Number: 714-647-6549	
* Email: jbrown@santa-ana.org		

Application for Federal Assistance SF-424

*** 9. Type of Applicant 1: Select Applicant Type:**

C: City or Township Government

Type of Applicant 2: Select Applicant Type:

Type of Applicant 3: Select Applicant Type:

* Other (specify):

*** 10. Name of Federal Agency:**

Housing and Urban Development

11. Catalog of Federal Domestic Assistance Number:

14.239

CFDA Title:

HOME Investment Partnerships program

*** 12. Funding Opportunity Number:**

NA

* Title:

NA

13. Competition Identification Number:

NA

Title:

NA

14. Areas Affected by Project (Cities, Counties, States, etc.):

Add Attachment

Delete Attachment

View Attachment

*** 15. Descriptive Title of Applicant's Project:**

2020-2021 Action Plan projects using HOME Investment Partnerships (HOME) funds pursuant to Title II of the National Affordable Housing Act of 1990, as amended.

Attach supporting documents as specified in agency instructions.

Add Attachments

Delete Attachments

View Attachments

Application for Federal Assistance SF-424

16. Congressional Districts Of:

* a. Applicant

* b. Program/Project

Attach an additional list of Program/Project Congressional Districts if needed.

17. Proposed Project:

* a. Start Date:

* b. End Date:

18. Estimated Funding (\$):

* a. Federal	<input type="text" value="1,818,699.00"/>
* b. Applicant	<input type="text" value="0.00"/>
* c. State	<input type="text" value="0.00"/>
* d. Local	<input type="text" value="0.00"/>
* e. Other	<input type="text" value="0.00"/>
* f. Program Income	<input type="text" value="0.00"/>
* g. TOTAL	<input type="text" value="1,818,699.00"/>

*** 19. Is Application Subject to Review By State Under Executive Order 12372 Process?**

- a. This application was made available to the State under the Executive Order 12372 Process for review on
- b. Program is subject to E.O. 12372 but has not been selected by the State for review.
- c. Program is not covered by E.O. 12372.

*** 20. Is the Applicant Delinquent On Any Federal Debt? (If "Yes," provide explanation in attachment.)**

Yes No

If "Yes", provide explanation and attach

21. *By signing this application, I certify (1) to the statements contained in the list of certifications and (2) that the statements herein are true, complete and accurate to the best of my knowledge. I also provide the required assurances** and agree to comply with any resulting terms if I accept an award. I am aware that any false, fictitious, or fraudulent statements or claims may subject me to criminal, civil, or administrative penalties. (U.S. Code, Title 218, Section 1001)**

** I AGREE

** The list of certifications and assurances, or an internet site where you may obtain this list, is contained in the announcement or agency specific instructions.

Authorized Representative:

Prefix: * First Name:
Middle Name:
* Last Name:
Suffix:

* Title:

* Telephone Number: Fax Number:

* Email:

* Signature of Authorized Representative:



* Date Signed:

SMR

ASSURANCES - CONSTRUCTION PROGRAMS

OMB Number: 4040-0009
Expiration Date: 02/28/2022

Public reporting burden for this collection of information is estimated to average 15 minutes per response, including time for reviewing instructions, searching existing data sources, gathering and maintaining the data needed, and completing and reviewing the collection of information. Send comments regarding the burden estimate or any other aspect of this collection of information, including suggestions for reducing this burden, to the Office of Management and Budget, Paperwork Reduction Project (0348-0042), Washington, DC 20503.


PLEASE DO NOT RETURN YOUR COMPLETED FORM TO THE OFFICE OF MANAGEMENT AND BUDGET. SEND IT TO THE ADDRESS PROVIDED BY THE SPONSORING AGENCY.

NOTE: Certain of these assurances may not be applicable to your project or program. If you have questions, please contact the Awarding Agency. Further, certain Federal assistance awarding agencies may require applicants to certify to additional assurances. If such is the case, you will be notified.

As the duly authorized representative of the applicant, I certify that the applicant:

1. Has the legal authority to apply for Federal assistance, and the institutional, managerial and financial capability (including funds sufficient to pay the non-Federal share of project costs) to ensure proper planning, management and completion of project described in this application.
2. Will give the awarding agency, the Comptroller General of the United States and, if appropriate, the State, the right to examine all records, books, papers, or documents related to the assistance; and will establish a proper accounting system in accordance with generally accepted accounting standards or agency directives.
3. Will not dispose of, modify the use of, or change the terms of the real property title or other interest in the site and facilities without permission and instructions from the awarding agency. Will record the Federal awarding agency directives and will include a covenant in the title of real property acquired in whole or in part with Federal assistance funds to assure non-discrimination during the useful life of the project.
4. Will comply with the requirements of the assistance awarding agency with regard to the drafting, review and approval of construction plans and specifications.
5. Will provide and maintain competent and adequate engineering supervision at the construction site to ensure that the complete work conforms with the approved plans and specifications and will furnish progressive reports and such other information as may be required by the assistance awarding agency or State.
6. Will initiate and complete the work within the applicable time frame after receipt of approval of the awarding agency.
7. Will establish safeguards to prohibit employees from using their positions for a purpose that constitutes or presents the appearance of personal or organizational conflict of interest, or personal gain.
8. Will comply with the Intergovernmental Personnel Act of 1970 (42 U.S.C. §§4728-4763) relating to prescribed standards of merit systems for programs funded under one of the 19 statutes or regulations specified in Appendix A of OPM's Standards for a Merit System of Personnel Administration (5 C.F.R. 900, Subpart F).
9. Will comply with the Lead-Based Paint Poisoning Prevention Act (42 U.S.C. §§4801 et seq.) which prohibits the use of lead-based paint in construction or rehabilitation of residence structures.
10. Will comply with all Federal statutes relating to non-discrimination. These include but are not limited to: (a) Title VI of the Civil Rights Act of 1964 (P.L. 88-352) which prohibits discrimination on the basis of race, color or national origin; (b) Title IX of the Education Amendments of 1972, as amended (20 U.S.C. §§1681 1683, and 1685-1686), which prohibits discrimination on the basis of sex; (c) Section 504 of the Rehabilitation Act of 1973, as amended (29 U.S.C. §794), which prohibits discrimination on the basis of handicaps; (d) the Age Discrimination Act of 1975, as amended (42 U.S.C. §§6101-6107), which prohibits discrimination on the basis of age; (e) the Drug Abuse Office and Treatment Act of 1972 (P.L. 92-255), as amended relating to nondiscrimination on the basis of drug abuse; (f) the Comprehensive Alcohol Abuse and Alcoholism Prevention, Treatment and Rehabilitation Act of 1970 (P.L. 91-616), as amended, relating to nondiscrimination on the basis of alcohol abuse or alcoholism; (g) §§523 and 527 of the Public Health Service Act of 1912 (42 U.S.C. §§290 dd-3 and 290 ee 3), as amended, relating to confidentiality of alcohol and drug abuse patient records; (h) Title VIII of the Civil Rights Act of 1968 (42 U.S.C. §§3601 et seq.), as amended, relating to nondiscrimination in the sale, rental or financing of housing; (i) any other nondiscrimination provisions in the specific statute(s) under which application for Federal assistance is being made; and (j) the requirements of any other nondiscrimination statute(s) which may apply to the application.

11. Will comply, or has already complied, with the requirements of Titles II and III of the Uniform Relocation Assistance and Real Property Acquisition Policies Act of 1970 (P.L. 91-646) which provide for fair and equitable treatment of persons displaced or whose property is acquired as a result of Federal and federally-assisted programs. These requirements apply to all interests in real property acquired for project purposes regardless of Federal participation in purchases.
12. Will comply with the provisions of the Hatch Act (5 U.S.C. §§1501-1508 and 7324-7328) which limit the political activities of employees whose principal employment activities are funded in whole or in part with Federal funds.
13. Will comply, as applicable, with the provisions of the Davis-Bacon Act (40 U.S.C. §§276a to 276a-7), the Copeland Act (40 U.S.C. §276c and 18 U.S.C. §874), and the Contract Work Hours and Safety Standards Act (40 U.S.C. §§327-333) regarding labor standards for federally-assisted construction subagreements.
14. Will comply with flood insurance purchase requirements of Section 102(a) of the Flood Disaster Protection Act of 1973 (P.L. 93-234) which requires recipients in a special flood hazard area to participate in the program and to purchase flood insurance if the total cost of insurable construction and acquisition is \$10,000 or more.
15. Will comply with environmental standards which may be prescribed pursuant to the following: (a) institution of environmental quality control measures under the National Environmental Policy Act of 1969 (P.L. 91-190) and Executive Order (EO) 11514; (b) notification of violating facilities pursuant to EO 11738; (c) protection of wetlands pursuant to EO 11990; (d) evaluation of flood hazards in floodplains in accordance with EO 11988; (e) assurance of project consistency with the approved State management program developed under the Coastal Zone Management Act of 1972 (16 U.S.C. §§1451 et seq.); (f) conformity of Federal actions to State (Clean Air) implementation Plans under Section 176(c) of the Clean Air Act of 1955, as amended (42 U.S.C. §§7401 et seq.); (g) protection of underground sources of drinking water under the Safe Drinking Water Act of 1974, as amended (P.L. 93-523); and, (h) protection of endangered species under the Endangered Species Act of 1973, as amended (P.L. 93-205).
16. Will comply with the Wild and Scenic Rivers Act of 1968 (16 U.S.C. §§1271 et seq.) related to protecting components or potential components of the national wild and scenic rivers system.
17. Will assist the awarding agency in assuring compliance with Section 106 of the National Historic Preservation Act of 1966, as amended (16 U.S.C. §470), EO 11593 (identification and protection of historic properties), and the Archaeological and Historic Preservation Act of 1974 (16 U.S.C. §§469a-1 et seq).
18. Will cause to be performed the required financial and compliance audits in accordance with the Single Audit Act Amendments of 1996 and OMB Circular No. A-133, "Audits of States, Local Governments, and Non-Profit Organizations."
19. Will comply with all applicable requirements of all other Federal laws, executive orders, regulations, and policies governing this program.
20. Will comply with the requirements of Section 106(g) of the Trafficking Victims Protection Act (TVPA) of 2000, as amended (22 U.S.C. 7104) which prohibits grant award recipients or a sub-recipient from (1) Engaging in severe forms of trafficking in persons during the period of time that the award is in effect (2) Procuring a commercial sex act during the period of time that the award is in effect or (3) Using forced labor in the performance of the award or subawards under the award.

SIGNATURE OF AUTHORIZED CERTIFYING OFFICIAL	TITLE
	City Manager
APPLICANT ORGANIZATION	DATE SUBMITTED
City of Santa Ana	5/11/20

ASSURANCES - CONSTRUCTION PROGRAMS

OMB Number: 4040-0009
Expiration Date: 02/28/2022

Public reporting burden for this collection of information is estimated to average 15 minutes per response, including time for reviewing instructions, searching existing data sources, gathering and maintaining the data needed, and completing and reviewing the collection of information. Send comments regarding the burden estimate or any other aspect of this collection of information, including suggestions for reducing this burden, to the Office of Management and Budget, Paperwork Reduction Project (0348-0042), Washington, DC 20503.


PLEASE DO NOT RETURN YOUR COMPLETED FORM TO THE OFFICE OF MANAGEMENT AND BUDGET. SEND IT TO THE ADDRESS PROVIDED BY THE SPONSORING AGENCY.

NOTE: Certain of these assurances may not be applicable to your project or program. If you have questions, please contact the Awarding Agency. Further, certain Federal assistance awarding agencies may require applicants to certify to additional assurances. If such is the case, you will be notified.

As the duly authorized representative of the applicant, I certify that the applicant:

1. Has the legal authority to apply for Federal assistance, and the institutional, managerial and financial capability (including funds sufficient to pay the non-Federal share of project costs) to ensure proper planning, management and completion of project described in this application.
2. Will give the awarding agency, the Comptroller General of the United States and, if appropriate, the State, the right to examine all records, books, papers, or documents related to the assistance; and will establish a proper accounting system in accordance with generally accepted accounting standards or agency directives.
3. Will not dispose of, modify the use of, or change the terms of the real property title or other interest in the site and facilities without permission and instructions from the awarding agency. Will record the Federal awarding agency directives and will include a covenant in the title of real property acquired in whole or in part with Federal assistance funds to assure non-discrimination during the useful life of the project.
4. Will comply with the requirements of the assistance awarding agency with regard to the drafting, review and approval of construction plans and specifications.
5. Will provide and maintain competent and adequate engineering supervision at the construction site to ensure that the complete work conforms with the approved plans and specifications and will furnish progressive reports and such other information as may be required by the assistance awarding agency or State.
6. Will initiate and complete the work within the applicable time frame after receipt of approval of the awarding agency.
7. Will establish safeguards to prohibit employees from using their positions for a purpose that constitutes or presents the appearance of personal or organizational conflict of interest, or personal gain.
8. Will comply with the Intergovernmental Personnel Act of 1970 (42 U.S.C. §§4728-4763) relating to prescribed standards of merit systems for programs funded under one of the 19 statutes or regulations specified in Appendix A of OPM's Standards for a Merit System of Personnel Administration (5 C.F.R. 900, Subpart F).
9. Will comply with the Lead-Based Paint Poisoning Prevention Act (42 U.S.C. §§4801 et seq.) which prohibits the use of lead-based paint in construction or rehabilitation of residence structures.
10. Will comply with all Federal statutes relating to non-discrimination. These include but are not limited to: (a) Title VI of the Civil Rights Act of 1964 (P.L. 88-352) which prohibits discrimination on the basis of race, color or national origin; (b) Title IX of the Education Amendments of 1972, as amended (20 U.S.C. §§1681 1683, and 1685-1686), which prohibits discrimination on the basis of sex; (c) Section 504 of the Rehabilitation Act of 1973, as amended (29 U.S.C. §794), which prohibits discrimination on the basis of handicaps; (d) the Age Discrimination Act of 1975, as amended (42 U.S.C. §§6101-6107), which prohibits discrimination on the basis of age; (e) the Drug Abuse Office and Treatment Act of 1972 (P.L. 92-255), as amended relating to nondiscrimination on the basis of drug abuse; (f) the Comprehensive Alcohol Abuse and Alcoholism Prevention, Treatment and Rehabilitation Act of 1970 (P.L. 91-616), as amended, relating to nondiscrimination on the basis of alcohol abuse or alcoholism; (g) §§523 and 527 of the Public Health Service Act of 1912 (42 U.S.C. §§290 dd-3 and 290 ee 3), as amended, relating to confidentiality of alcohol and drug abuse patient records; (h) Title VIII of the Civil Rights Act of 1968 (42 U.S.C. §§3601 et seq.), as amended, relating to nondiscrimination in the sale, rental or financing of housing; (i) any other nondiscrimination provisions in the specific statute(s) under which application for Federal assistance is being made; and (j) the requirements of any other nondiscrimination statute(s) which may apply to the application.

11. Will comply, or has already complied, with the requirements of Titles II and III of the Uniform Relocation Assistance and Real Property Acquisition Policies Act of 1970 (P.L. 91-646) which provide for fair and equitable treatment of persons displaced or whose property is acquired as a result of Federal and federally-assisted programs. These requirements apply to all interests in real property acquired for project purposes regardless of Federal participation in purchases.
12. Will comply with the provisions of the Hatch Act (5 U.S.C. §§1501-1508 and 7324-7328) which limit the political activities of employees whose principal employment activities are funded in whole or in part with Federal funds.
13. Will comply, as applicable, with the provisions of the Davis-Bacon Act (40 U.S.C. §§276a to 276a-7), the Copeland Act (40 U.S.C. §276c and 18 U.S.C. §874), and the Contract Work Hours and Safety Standards Act (40 U.S.C. §§327-333) regarding labor standards for federally-assisted construction subagreements.
14. Will comply with flood insurance purchase requirements of Section 102(a) of the Flood Disaster Protection Act of 1973 (P.L. 93-234) which requires recipients in a special flood hazard area to participate in the program and to purchase flood insurance if the total cost of insurable construction and acquisition is \$10,000 or more.
15. Will comply with environmental standards which may be prescribed pursuant to the following: (a) institution of environmental quality control measures under the National Environmental Policy Act of 1969 (P.L. 91-190) and Executive Order (EO) 11514; (b) notification of violating facilities pursuant to EO 11738; (c) protection of wetlands pursuant to EO 11990; (d) evaluation of flood hazards in floodplains in accordance with EO 11988; (e) assurance of project consistency with the approved State management program developed under the Coastal Zone Management Act of 1972 (16 U.S.C. §§1451 et seq.); (f) conformity of Federal actions to State (Clean Air) implementation Plans under Section 176(c) of the Clean Air Act of 1955, as amended (42 U.S.C. §§7401 et seq.); (g) protection of underground sources of drinking water under the Safe Drinking Water Act of 1974, as amended (P.L. 93-523); and, (h) protection of endangered species under the Endangered Species Act of 1973, as amended (P.L. 93-205).
16. Will comply with the Wild and Scenic Rivers Act of 1968 (16 U.S.C. §§1271 et seq.) related to protecting components or potential components of the national wild and scenic rivers system.
17. Will assist the awarding agency in assuring compliance with Section 106 of the National Historic Preservation Act of 1966, as amended (16 U.S.C. §470), EO 11593 (identification and protection of historic properties), and the Archaeological and Historic Preservation Act of 1974 (16 U.S.C. §§469a-1 et seq).
18. Will cause to be performed the required financial and compliance audits in accordance with the Single Audit Act Amendments of 1996 and OMB Circular No. A-133, "Audits of States, Local Governments, and Non-Profit Organizations."
19. Will comply with all applicable requirements of all other Federal laws, executive orders, regulations, and policies governing this program.
20. Will comply with the requirements of Section 106(g) of the Trafficking Victims Protection Act (TVPA) of 2000, as amended (22 U.S.C. 7104) which prohibits grant award recipients or a sub-recipient from (1) Engaging in severe forms of trafficking in persons during the period of time that the award is in effect (2) Procuring a commercial sex act during the period of time that the award is in effect or (3) Using forced labor in the performance of the award or subawards under the award.

SIGNATURE OF AUTHORIZED CERTIFYING OFFICIAL 	TITLE City Manager
APPLICANT ORGANIZATION City of Santa Ana	DATE SUBMITTED 5/11/20

ASSURANCES - CONSTRUCTION PROGRAMS

OMB Number: 4040-0009
Expiration Date: 02/28/2022

Public reporting burden for this collection of information is estimated to average 15 minutes per response, including time for reviewing instructions, searching existing data sources, gathering and maintaining the data needed, and completing and reviewing the collection of information. Send comments regarding the burden estimate or any other aspect of this collection of information, including suggestions for reducing this burden, to the Office of Management and Budget, Paperwork Reduction Project (0348-0042), Washington, DC 20503.


PLEASE DO NOT RETURN YOUR COMPLETED FORM TO THE OFFICE OF MANAGEMENT AND BUDGET. SEND IT TO THE ADDRESS PROVIDED BY THE SPONSORING AGENCY.

NOTE: Certain of these assurances may not be applicable to your project or program. If you have questions, please contact the Awarding Agency. Further, certain Federal assistance awarding agencies may require applicants to certify to additional assurances. If such is the case, you will be notified.

As the duly authorized representative of the applicant:, I certify that the applicant:

1. Has the legal authority to apply for Federal assistance, and the institutional, managerial and financial capability (including funds sufficient to pay the non-Federal share of project costs) to ensure proper planning, management and completion of project described in this application.
2. Will give the awarding agency, the Comptroller General of the United States and, if appropriate, the State, the right to examine all records, books, papers, or documents related to the assistance; and will establish a proper accounting system in accordance with generally accepted accounting standards or agency directives.
3. Will not dispose of, modify the use of, or change the terms of the real property title or other interest in the site and facilities without permission and instructions from the awarding agency. Will record the Federal awarding agency directives and will include a covenant in the title of real property acquired in whole or in part with Federal assistance funds to assure non-discrimination during the useful life of the project.
4. Will comply with the requirements of the assistance awarding agency with regard to the drafting, review and approval of construction plans and specifications.
5. Will provide and maintain competent and adequate engineering supervision at the construction site to ensure that the complete work conforms with the approved plans and specifications and will furnish progressive reports and such other information as may be required by the assistance awarding agency or State.
6. Will initiate and complete the work within the applicable time frame after receipt of approval of the awarding agency.
7. Will establish safeguards to prohibit employees from using their positions for a purpose that constitutes or presents the appearance of personal or organizational conflict of interest, or personal gain.
8. Will comply with the Intergovernmental Personnel Act of 1970 (42 U.S.C. §§4728-4763) relating to prescribed standards of merit systems for programs funded under one of the 19 statutes or regulations specified in Appendix A of OPM's Standards for a Merit System of Personnel Administration (5 C.F.R. 900, Subpart F).
9. Will comply with the Lead-Based Paint Poisoning Prevention Act (42 U.S.C. §§4801 et seq.) which prohibits the use of lead-based paint in construction or rehabilitation of residence structures.
10. Will comply with all Federal statutes relating to non-discrimination. These include but are not limited to: (a) Title VI of the Civil Rights Act of 1964 (P.L. 88-352) which prohibits discrimination on the basis of race, color or national origin; (b) Title IX of the Education Amendments of 1972, as amended (20 U.S.C. §§1681 1683, and 1685-1686), which prohibits discrimination on the basis of sex; (c) Section 504 of the Rehabilitation Act of 1973, as amended (29 U.S.C. §794), which prohibits discrimination on the basis of handicaps; (d) the Age Discrimination Act of 1975, as amended (42 U.S.C. §§6101-6107), which prohibits discrimination on the basis of age; (e) the Drug Abuse Office and Treatment Act of 1972 (P.L. 92-255), as amended relating to nondiscrimination on the basis of drug abuse; (f) the Comprehensive Alcohol Abuse and Alcoholism Prevention, Treatment and Rehabilitation Act of 1970 (P.L. 91-616), as amended, relating to nondiscrimination on the basis of alcohol abuse or alcoholism; (g) §§523 and 527 of the Public Health Service Act of 1912 (42 U.S.C. §§290 dd-3 and 290 ee 3), as amended, relating to confidentiality of alcohol and drug abuse patient records; (h) Title VIII of the Civil Rights Act of 1968 (42 U.S.C. §§3601 et seq.), as amended, relating to nondiscrimination in the sale, rental or financing of housing; (i) any other nondiscrimination provisions in the specific statute(s) under which application for Federal assistance is being made; and (j) the requirements of any other nondiscrimination statute(s) which may apply to the application.

11. Will comply, or has already complied, with the requirements of Titles II and III of the Uniform Relocation Assistance and Real Property Acquisition Policies Act of 1970 (P.L. 91-646) which provide for fair and equitable treatment of persons displaced or whose property is acquired as a result of Federal and federally-assisted programs. These requirements apply to all interests in real property acquired for project purposes regardless of Federal participation in purchases.
12. Will comply with the provisions of the Hatch Act (5 U.S.C. §§1501-1508 and 7324-7328) which limit the political activities of employees whose principal employment activities are funded in whole or in part with Federal funds.
13. Will comply, as applicable, with the provisions of the Davis-Bacon Act (40 U.S.C. §§276a to 276a-7), the Copeland Act (40 U.S.C. §276c and 18 U.S.C. §874), and the Contract Work Hours and Safety Standards Act (40 U.S.C. §§327-333) regarding labor standards for federally-assisted construction subagreements.
14. Will comply with flood insurance purchase requirements of Section 102(a) of the Flood Disaster Protection Act of 1973 (P.L. 93-234) which requires recipients in a special flood hazard area to participate in the program and to purchase flood insurance if the total cost of insurable construction and acquisition is \$10,000 or more.
15. Will comply with environmental standards which may be prescribed pursuant to the following: (a) institution of environmental quality control measures under the National Environmental Policy Act of 1969 (P.L. 91-190) and Executive Order (EO) 11514; (b) notification of violating facilities pursuant to EO 11738; (c) protection of wetlands pursuant to EO 11990; (d) evaluation of flood hazards in floodplains in accordance with EO 11988; (e) assurance of project consistency with the approved State management program developed under the Coastal Zone Management Act of 1972 (16 U.S.C. §§1451 et seq.); (f) conformity of Federal actions to State (Clean Air) implementation Plans under Section 176(c) of the Clean Air Act of 1955, as amended (42 U.S.C. §§7401 et seq.); (g) protection of underground sources of drinking water under the Safe Drinking Water Act of 1974, as amended (P.L. 93-523); and, (h) protection of endangered species under the Endangered Species Act of 1973, as amended (P.L. 93-205).
16. Will comply with the Wild and Scenic Rivers Act of 1968 (16 U.S.C. §§1271 et seq.) related to protecting components or potential components of the national wild and scenic rivers system.
17. Will assist the awarding agency in assuring compliance with Section 106 of the National Historic Preservation Act of 1966, as amended (16 U.S.C. §470), EO 11593 (identification and protection of historic properties), and the Archaeological and Historic Preservation Act of 1974 (16 U.S.C. §§469a-1 et seq).
18. Will cause to be performed the required financial and compliance audits in accordance with the Single Audit Act Amendments of 1996 and OMB Circular No. A-133, "Audits of States, Local Governments, and Non-Profit Organizations."
19. Will comply with all applicable requirements of all other Federal laws, executive orders, regulations, and policies governing this program.
20. Will comply with the requirements of Section 106(g) of the Trafficking Victims Protection Act (TVPA) of 2000, as amended (22 U.S.C. 7104) which prohibits grant award recipients or a sub-recipient from (1) Engaging in severe forms of trafficking in persons during the period of time that the award is in effect (2) Procuring a commercial sex act during the period of time that the award is in effect or (3) Using forced labor in the performance of the award or subawards under the award.

SIGNATURE OF AUTHORIZED CERTIFYING OFFICIAL	TITLE
	City Manager
APPLICANT ORGANIZATION	DATE SUBMITTED
City of Santa Ana	