



**CITY OF
SANTA ANA**

**CITY BUDGET
DETAIL**

FISCAL YEAR 2020-2021

DRAFT
JUNE 2, 2020





**THIS PAGE
INTENTIONALLY LEFT
BLANK**

Table of Contents

Section	Title	Page
Budget Overview		
	General Fund Revenues & Expenditures Chart	A - 1 to A - 2
	Restricted Funds Chart	A -3
	Estimated Spendable Fund Balance	A - 4 to A - 6
Position Summary		
	Organization Chart	B - 1
	Proposed Workforce Changes	B - 2 to B - 4
	Positions by Department	B - 5 to B - 18
General Fund Summary		
	Reconciliation of General Fund	GF - 1 to GF - 2
	Measure X Spending	GF - 3 to GF - 4
	General Fund Revenues	GF - 5 to GF - 9
	General Fund Expenditures	GF -10 to GF-12
Budget Details		
1	General Fund	1-1 to 1-91
2	Special Revenue Funds – (General Fund)	2-1 to 2-90
3	Grant Funds	3-1 to 3-129
4	Enterprise Funds (User Fees)	4-1 to 4-43
5	Other Restricted Funds	5-1 to 5-72
6	Internal Service Funds	6-1 to 6-58
7	Capital Funds	7-1 to 7-97
8	Capital Improvement	8-1 to 8-9



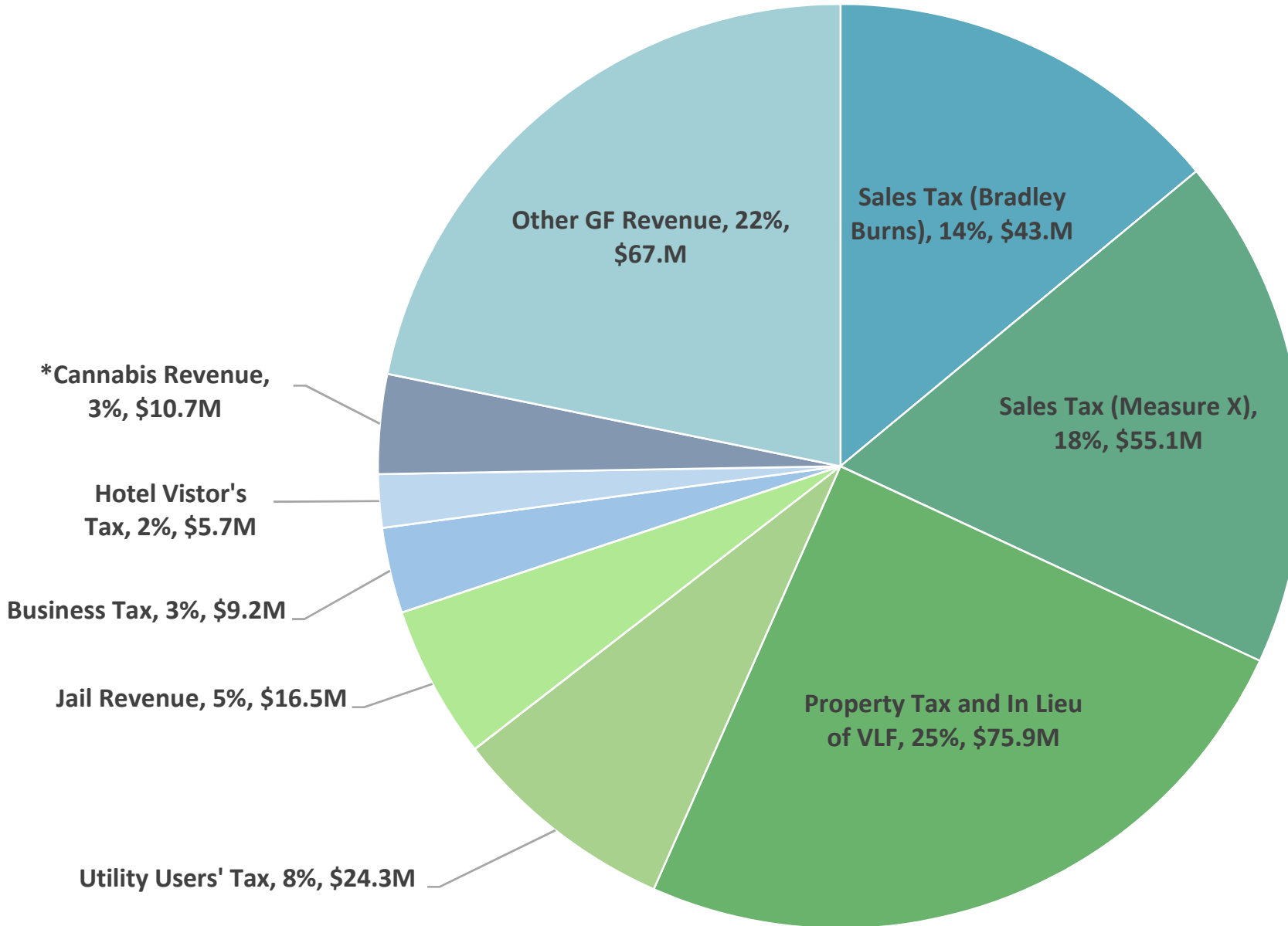
**THIS PAGE
INTENTIONALLY LEFT
BLANK**

Budget Overview

GENERAL FUND BUDGET
RESTRICTED FUNDS
ESTIMATED FUND BALANCES



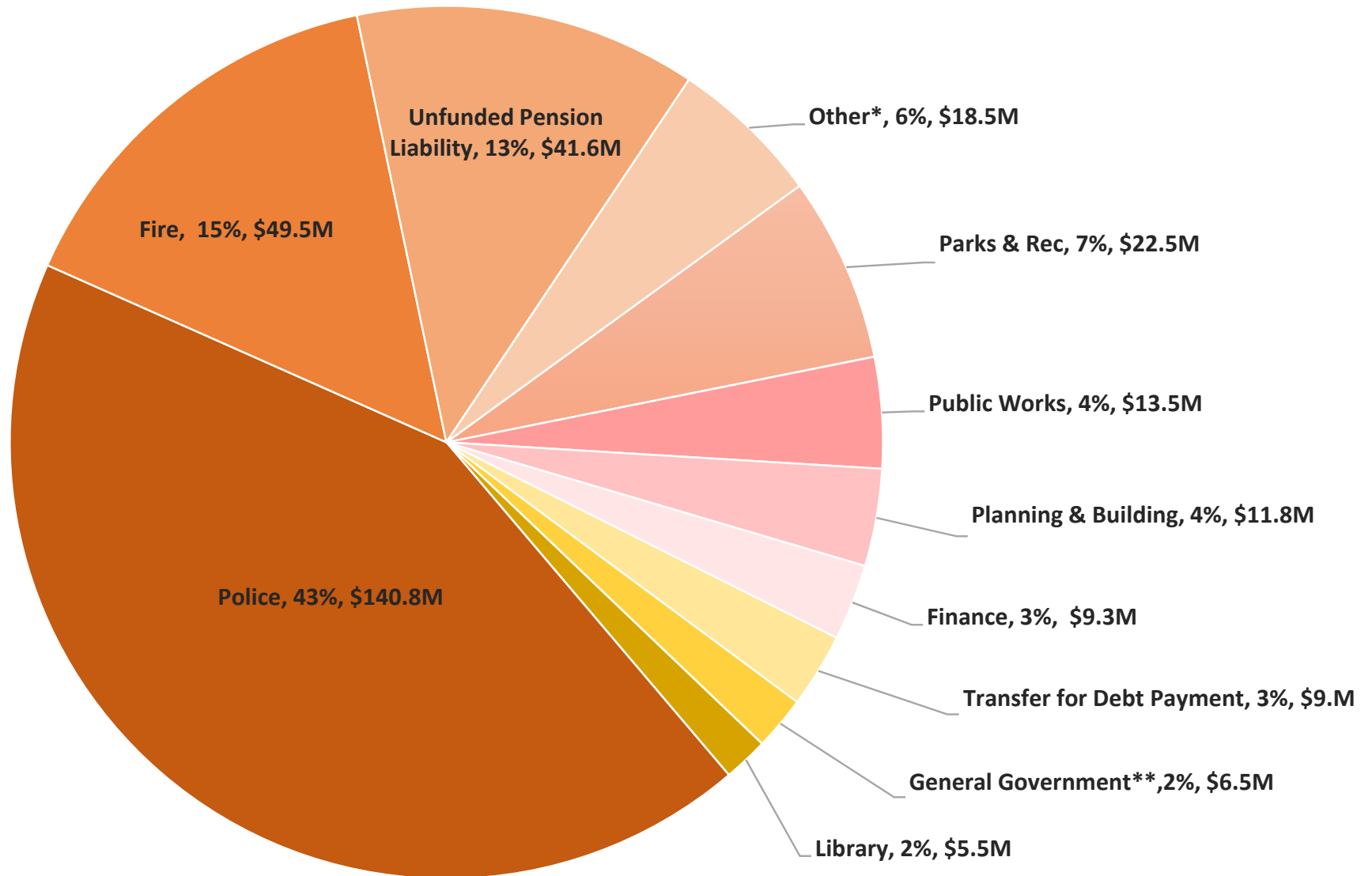
Proposed FY 20-21 General Fund Revenues: \$307.4M



†Rounded to the nearest hundred thousand

* Cannabis Revenue includes: Adult-Use Retail Tax (\$9.7M), Medical Marijuana Taxes (\$0.5M), and Commercial Cannabis Taxes (\$0.5M)

Proposed FY 20-21 General Fund Expenditure: \$328.4M

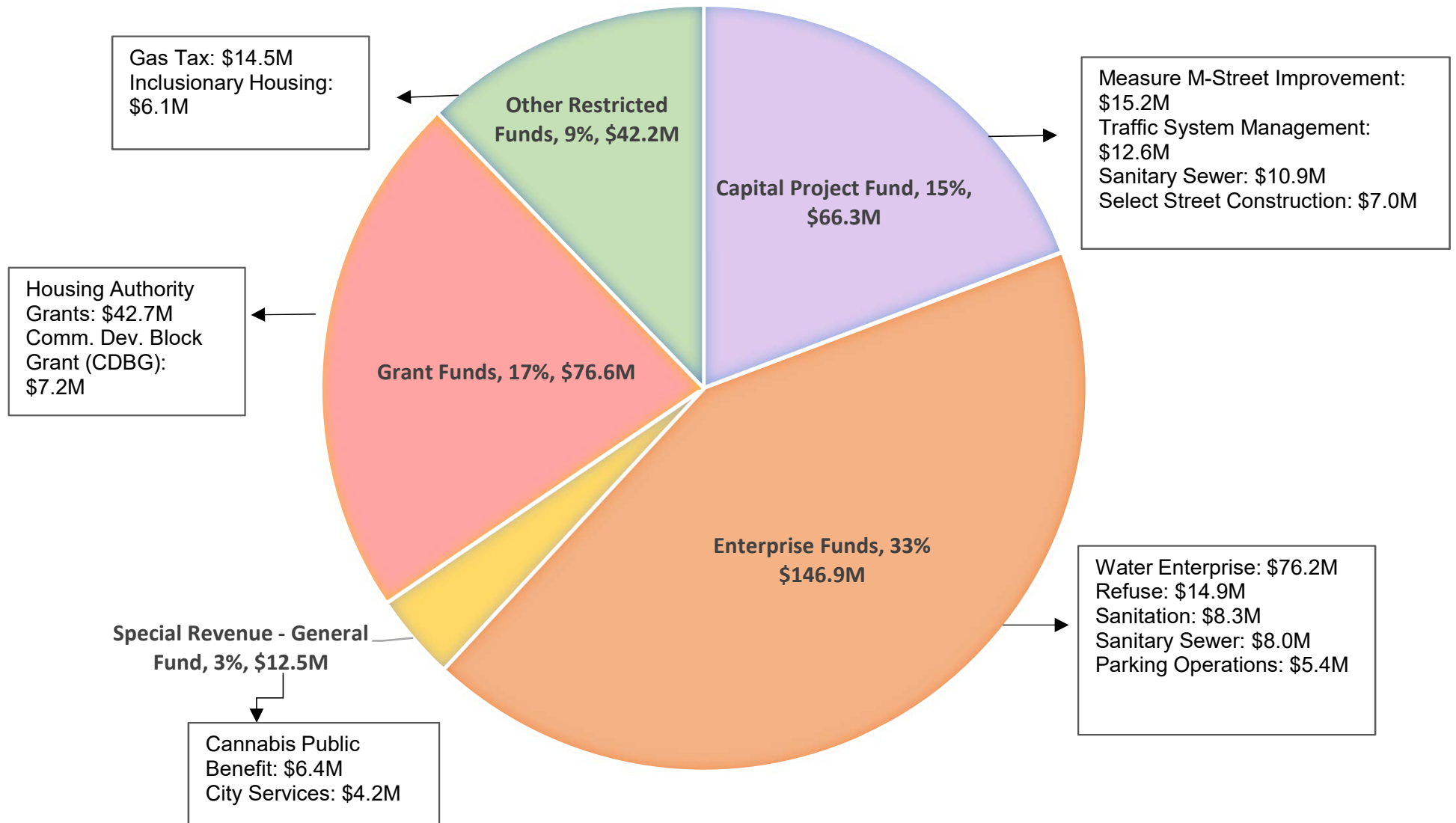


*Other includes: Transfer to Cannabis (\$6.8M), Civic Center (\$1.2M), SARTC (\$1.1M) & Loan Repayment to WC (\$0.3M), Non-Dept. (\$1.2M), CDA (\$3.6M), HR (\$2.9M), & Bowers (\$1.5M)

**General Government includes: City Attorney (\$3.0M), City Manager (\$1.7M), Clerk (\$1.4M) & Legislative (\$0.5M)

Proposed FY 20-21 Restricted Funds

Expenditure: \$344.6M



†Rounded to the nearest hundred thousand
 Figure does not include Internal Service Fund Expenditures of \$102.1M

Estimated Spendable Fund Balances

Fiscal Year 2020-2021

Fund Number	Fund Name	Estimated Beginning Balance	FY 20-21 Estimated Revenues	FY 20-21 Transfers In	FY 20-21 Total Resources	FY 20-21 Proposed Expenditures	FY 20-21 Transfers Out	FY 20-21 Total Uses	Change in Fund Balance	Estimated Ending Fund Balance
OPERATING										
011	GENERAL FUND	67,784,132	307,392,970		307,392,970	309,526,470	18,921,560	328,448,030	(21,055,060)	46,729,072
	General Fund Total	67,784,132	307,392,970	-	307,392,970	309,526,470	18,921,560	328,448,030	(21,055,060)	46,729,072
SPECIAL REVENUE - GF										
012	CANNABIS PUBLIC BENEFIT	54,800	-	6,766,700	6,766,700	6,444,570		6,444,570	322,130	376,930
016	CASp CERTIFICATION AND TRAINING FUND	88,989	85,000		85,000	85,000		85,000	-	88,989
021	PRCSA CATV FUND	1,076,047	253,000		253,000	253,000		253,000	-	1,076,047
022	LIBRARY FEE/PRCSA FEE AND DONATION	382,527	-		-	45,200		45,200	(45,200)	337,327
051	CAPITAL OUTLAY FUND	(2,157,747)	200,000	292,000	492,000	492,000		492,000	-	(2,157,747)
053	CITY SERVICES	466,692	3,776,450		3,776,450	4,241,650		4,241,650	(465,200)	1,492
120	FIRE FACILITIES FUND	1,203,536	800,000		800,000	960,000		960,000	(160,000)	1,043,536
121	SPECIAL REPAIR/DEMOLITION	267,557	15,000		15,000	15,000		15,000	-	267,557
	Special Revenue - GF Total	1,382,402	5,129,450	7,058,700	12,188,150	12,536,420	-	12,536,420	(348,270)	1,034,132
GRANT FUNDS										
031	AIR QUALITY IMPR. (AB 2766)	1,352,484	645,000		645,000	1,467,260		1,467,260	(822,260)	530,224
122	EMERGENCY & HEALTH GRANTS	5,014,304	105,110		105,110	2,610,970		2,610,970	(2,505,860)	2,508,444
123	WORKFORCE INVESTMENT ACT	(501,655)	2,687,330		2,687,330	3,087,330		3,087,330	(400,000)	(901,655)
124	ORANGE COUNTY SSA GRANTS	(31,551)	1,677,930		1,677,930	1,690,410		1,690,410	(12,480)	(44,031)
125	OES UASI	(793,067)	5,369,430		5,369,430	5,415,290		5,415,290	(45,860)	(838,927)
127	D.O.J. GRANT FUND	10,600	66,500		66,500	66,500		66,500	-	10,600
128	LAW ENFORCEMENT GRANTS	966,872	849,990		849,990	849,990		849,990	-	966,872
130	HOME PROGRAM FEDERAL GRANT	5,677,693	2,097,200		2,097,200	5,598,720		5,598,720	(3,501,520)	2,176,173
135	COMMUNITY DEV BLOCK GRANT	(136,000)	6,442,370	290,240	6,732,610	7,224,710		7,224,710	(492,100)	(628,100)
136	HOUSING AUTHORITY-VOUCHER HAP	49,895	35,705,500		35,705,500	35,705,500		35,705,500	-	49,895
137	HOUSING AUTHORITY- MAINSTREAM	-	2,100,000		2,100,000	2,100,000		2,100,000	-	-
138	HOUSING AUTHORITY-MS 5	376,834	1,316,730		1,316,730	1,316,730		1,316,730	-	376,834
139	HOUSING AUTHORITY-NEW CONSTR	14,546	179,100		179,100	179,100		179,100	-	14,546
140	HOUSING AUTHORITY-VOUCHER ADM	180,855	3,352,980		3,352,980	3,352,980		3,352,980	-	180,855
142	NSP FEDERAL GRANT	1,171,214	20,000		20,000	1,081,940	290,240	1,372,180	(1,352,180)	(180,966)
144	PRISON TO EMPLOYMENT PROGRAM	3,817,000	-		-	3,816,970		3,816,970	(3,816,970)	30
145	RENTAL REHABILITATION GRANT	388,423	7,000		7,000	396,500		396,500	(389,500)	(1,077)
165	OFFICE OF TRAFFIC SAFETY GRANT	138,105	168,010		168,010	168,010		168,010	-	138,105
169	RECREATION GRANTS FUND	44,816	215,000		215,000	217,020		217,020	(2,020)	42,796
403	SCAG GRANTS	(142,718)	237,240		237,240	-		-	237,240	94,522
	Grant Funds Total	17,598,650	63,242,420	290,240	63,532,660	76,345,930	290,240	76,636,170	(13,103,510)	4,495,140

Fund Number	Fund Name	Estimated Beginning Balance	FY 20-21 Estimated Revenues	FY 20-21 Transfers In	FY 20-21 Total Resources	FY 20-21 Proposed Expenditures	FY 20-21 Transfers Out	FY 20-21 Total Uses	Change in Fund Balance	Estimated Ending Fund Balance
OTHER RESTRICTED FUNDS										
020	OTS-TRAFFIC OFFENDER PROGRAM	7,362	48,780		48,780	48,770		48,770	10	7,372
023	INMATE WELFARE FUND	307,595	1,693,360		1,693,360	1,693,360		1,693,360	-	307,595
024	POLICE SPECIAL REVENUE	(70,703)	709,880		709,880	744,050		744,050	(34,170)	(104,873)
026	CRIMINAL ACTIVITIES FUND	62,445	-		-	69,040		69,040	(69,040)	(6,595)
029	SPECIAL GAS TAX	9,574,958	14,152,910		14,152,910	8,029,880	6,470,390	14,500,270	(347,360)	9,227,598
074	CIVIC CENTER MAINTENANCE	(1,207,414)	7,462,270	1,179,400	8,641,670	8,837,600		8,837,600	(195,930)	(1,403,344)
133	HOUSING AUTHORITY-ISSUER FEE	2,611,283	95,000		95,000	95,000		95,000	-	2,611,283
166	US DOJ ASSET FORFEITURE FUND	1,301,322	-		-	860,930		860,930	(860,930)	440,392
167	US TREASURY ASSET FORFEITURE	204,488	-		-	136,470		136,470	(136,470)	68,018
417	INCLUSIONARY HOUSING FEE	4,996,851	6,078,830		6,078,830	6,078,830		6,078,830	-	4,996,851
607	HOUSING AUTHORITY LMIHF	30,841,901	225,300		225,300	1,497,720		1,497,720	(1,272,420)	29,569,481
655	2018 A & B TAR B	(937,320)	-	3,042,160	3,042,160	3,042,160		3,042,160	(937,320)	(937,320)
670	COSA RDA	(453,615)	590,000	250,000	840,000	840,000		840,000	-	(453,615)
671	COSA RDA OBLIGATION RETIREMENT	6,914,411	3,271,800		3,271,800	416,980	3,292,160	3,709,140	(437,340)	6,477,071
Other Restricted Funds Total		54,153,564	34,328,130	4,471,560	38,799,690	32,390,790	9,762,550	42,153,340	(3,353,650)	50,799,914
INTERNAL SERVICE FUNDS										
070	EQUIPMENT REPLACEMENT FUND	4,287,698	1,762,780		1,762,780	1,325,100		1,325,100	437,680	4,725,378
071	CENTRAL SERVICES	(3,517)	475,070		475,070	765,730		765,730	(290,660)	(294,177)
073	BUILDING MAINT FUND	1,874,578	4,623,040		4,623,040	5,527,170		5,527,170	(904,130)	970,448
075	FLEET MAINTENANCE	850,691	4,509,980		4,509,980	5,420,840		5,420,840	(910,860)	(60,169)
076	STORES & PROPERTY CONTROL	503,603	1,804,100		1,804,100	1,697,930		1,697,930	106,170	609,773
080	LIABILITY AND PROPERTY INS FND	9,892,808	11,337,750		11,337,750	11,389,600		11,389,600	(51,850)	9,840,958
081	EMPLOYEE GROUP INSURANCE	1,469,633	28,181,900		28,181,900	29,149,770		29,149,770	(967,870)	501,763
082	WORKERS COMPENSATION FUND	7,905,285	10,133,000		10,133,000	11,323,150		11,323,150	(1,190,150)	6,715,135
085	CITY YARD OPERATION	(1,142)	1,262,890		1,262,890	1,231,550		1,231,550	31,340	30,198
086	PUB WKS ENG/PROJ MGMT	(196,570)	8,755,000	10,000	8,765,000	9,632,390	115,670	9,748,060	(983,060)	(1,179,630)
088	QUALITY SERVICE TRAINING	169,152	5,000		5,000	155,000		155,000	(150,000)	19,152
101	PUB WKS-ADMIN & PLANNING	3,704,631	5,589,200		5,589,200	8,136,400	96,520	8,232,920	(2,643,720)	1,060,911
109	INFO SYS STRATEGIC PLAN	11,208,012	8,716,760		8,716,760	16,176,600		16,176,600	(7,459,840)	3,748,172
Internal Service Funds Total		41,664,862	87,156,470	10,000	87,166,470	101,931,230	212,190	102,143,420	(14,976,950)	26,687,912
ENTERPRISE FUNDS										
027	PARKING FUND	(84,555)	4,900,000		4,900,000	5,392,860		5,392,860	(492,860)	(577,415)
056	SANITARY SEWER SERVICE	3,957,133	7,751,870		7,751,870	7,782,640	250,000	8,032,640	(280,770)	3,676,363
057	FED CLEAN WATER PROTECTION ENT	2,382,968	1,735,000	2,680,150	4,415,150	4,791,220	200,000	4,991,220	(576,070)	1,806,898
060	WATER REVENUE	12,393,277	67,616,710		67,616,710	57,699,250	18,481,600	76,180,850	(8,564,140)	3,829,137
066	ACQUISITION & CONSTRUCTION	3,673,852	6,600,000	17,200,800	23,800,800	27,150,000		27,150,000	(3,349,200)	324,652
067	REGIONAL TRANSP CENTER	(1,908,294)	1,023,400	1,100,000	2,123,400	1,962,000		1,962,000	161,400	(1,746,894)
068	SANITATION FUND	3,815,750	6,047,890	200,000	6,247,890	8,346,330		8,346,330	(2,098,440)	1,717,310
069	REFUSE COLLECTION SERVICE	4,214,202	14,253,800		14,253,800	13,742,150	1,149,350	14,891,500	(637,700)	3,576,502
Enterprise Funds Total		28,444,333	109,928,670	21,180,950	131,109,620	126,866,450	20,080,950	146,947,400	(15,837,780)	12,606,553

Fund Number	Fund Name	Estimated Beginning Balance	FY 20-21 Estimated Revenues	FY 20-21 Transfers In	FY 20-21 Total Resources	FY 20-21 Proposed Expenditures	FY 20-21 Transfers Out	FY 20-21 Total Uses	Change in Fund Balance	Estimated Ending Fund Balance
CAPITAL PROJECT FUNDS										
032	MEASURE M-STREET CONSTRUCTION	(4,643,201)	15,706,100		15,706,100	15,160,200		15,160,200	545,900	(4,097,301)
034	NEW TRANSP SYS IMPR AREA E	1,169,746	20,000		20,000	119,750		119,750	(99,750)	1,069,996
035	NEW TRANSP SYS IMPR AREA F	881,667	10,000		10,000	130,000		130,000	(120,000)	761,667
054	SANITARY SEWER CAPITAL	17,668,039	320,000		320,000	10,915,000		10,915,000	(10,595,000)	7,073,039
055	SEWER CONNECTION FEE	(52,522)	719,240		719,240	-		-	719,240	666,718
058	RESIDENTIAL STREET IMPROVEMENT	3,660,798	313,000		313,000	-		-	313,000	3,973,798
059	SELECT STREET CONSTRUCTION	15,948,386	150,000	6,460,390	6,610,390	7,046,890		7,046,890	(436,500)	15,511,886
148	TRAFFIC SYSTEM MGMT GRANT	(1,299,855)	1,291,000		1,291,000	12,610,000		12,610,000	(11,319,000)	(12,618,855)
224	LOCAL DRAINAGE AREA IV	334,830	-		-	181,500		181,500	(181,500)	153,330
312	RESIDENTIAL DEVELOP DISTRICT 2	1,059,617	65,000		65,000	550,000		550,000	(485,000)	574,617
313	RESIDENTIAL DEVELOP DISTRICT 3	6,290,307	110,000		110,000	2,800,000		2,800,000	(2,690,000)	3,600,307
400	POLICE LEASE REVENUE BONDS	87,159	-	4,623,300	4,623,300	4,623,300		4,623,300	-	87,159
404	COSA 2014 LEASE FINANCING	55,756	-	5,172,350	5,172,350	5,172,350		5,172,350	-	55,756
418	CDA - PEEBLER CAPITAL FUND	5,696,585	-		-	6,969,990		6,969,990	(6,969,990)	(1,273,405)
Capital Project Funds Total		46,857,313	18,704,340	16,256,040	34,960,380	66,278,980	-	66,278,980	(31,318,600)	15,538,713
Grand Total - ALL FUNDS		257,885,256	625,882,450	49,267,490	675,149,940	725,876,270	49,267,490	775,143,760	(99,993,820)	157,891,436

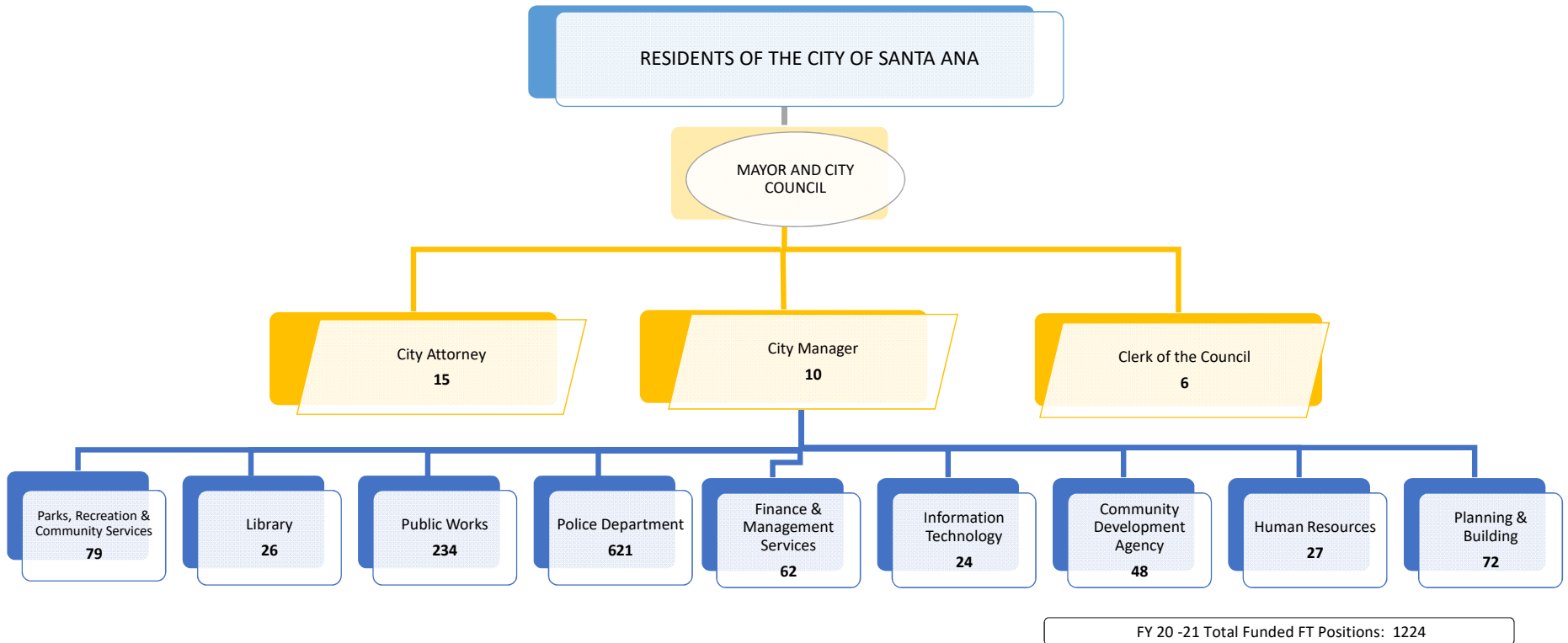
Position Summary

ORGANIZATION CHART PROPOSED WORKFORCE CHANGES POSITION BY DEPARTMENT





FY 20-21 ORGANIZATION CHART AND FULL-TIME EMPLOYEES



**Proposed Full-Time Workforce Changes - FY 20-21
Organizational Changes - Additions/Deletions**

Department	Qty.	Position	Fiscal Impact	General Fund	Non-General Fund	Value in months for FY 20-21	Annual (12 months) Value
Community							
Development Agency	(1)	Workforce Specialist II*	0	0	0	12 months	0
	(1)	Workforce Specialist IV*	0	0	0	12 months	0
	(1)	Senior Office Assistant*	0	0	0	12 months	0
	(3)		0	0	0		0
		<i>*No grant funding available in FY 20-21</i>					
Finance & Management Services							
	1	Assistant Buyer	94,800	94,800	0	12 months	94,800
		<i>Reduction in part time staffing</i>	(71,120)	(71,120)	0		(71,120)
	1		23,680	23,680	-		23,680
Library							
	1	Library Operations Manager*	106,340	106,340	0	9 months	141,787
	1		106,340	106,340	0		141,787
		<i>*Position was previously unfunded in FY 19-20</i>					
Parks, Recreation and Community Services							
	6	Recreation Leader	314,160	157,080	157,080	9 months	418,880
	2	Zoo Education Specialist	130,400	0	130,400	9 months	173,867
	3	Management Aide	229,500	229,500	0	9 months	302,400
	2	Recreation Program Coordinator	136,500	136,500	0	9 months	182,000
	1	Senior Accounting Assistant	67,280	67,280	0	9 months	89,707
	1	Zoo Keeper I	57,970	57,970	0	9 months	77,293
		<i>Reduction in part time staffing</i>	(648,330)	(648,330)			(648,330)
	15		287,480	0	287,480		595,817
Police Department							
	2	Correctional Officer*	186,240	186,240	0	9 months	248,320
		<i>Reduction in part time staffing</i>	(186,240)	(186,240)	0		(186,240)
	2		0	0	0		62,080
Public Works Agency							
	1	Engineering Technician	46,310	46,310	0	6 months	92,620
	1	Associate Engineer	104,860	0	104,860	9 months	139,810
	1	Senior Civil Engineer	122,420	0	122,420	9 months	163,230
	1	Street Maintenance Supervisor	82,470	0	82,470	9 months	109,960
	1	Accounting Assistant	63,880	0	63,880	9 months	85,170
	1	Engineering Technician	46,310	0	46,310	6 months	92,620
	1	Assistant Engineer	82,170	0	82,170	9 months	109,560
	1	Principal Civil Engineer	149,680	0	149,680	9 months	199,570
	2	Construction Inspector	162,380	0	162,380	9 months	216,510
	10		860,480	46,310	814,170		1,209,050
Total Funded Positions	26		1,277,980	176,330	1,101,650		2,032,413

**Proposed Full-Time Workforce Changes - FY 20-21
Reallocations**

Department	Qty.	Position	Fiscal Impact	General Fund	Non-General Fund	Value in months for FY 20-21	Annual (12 months) Value
City Attorney's Office	(1)	Assistant City Attorney	(206,620)	(206,620)	0	12 months	(206,620)
	1	Sr. Assistant City Attorney	216,500	216,500	0	12 months	216,500
	0		9,880	9,880	0		9,880
City Manager's Office	1	Public Affairs Information Officer	142,870	142,870	0	12 months	142,870
	(1)	Strategic Communications Manager	(142,870)	(142,870)	0	12 months	(142,870)
	0		0	0	0		0
Clerk of the Council	2	Office Specialist	134,940	134,940	0	12 months	134,940
	1	Office Specialist	67,470	67,470	0	12 months	67,470
	(1)	Sr. Office Specialist	(72,290)	(72,290)	0	12 months	(72,290)
	(1)	Sr. Deputy Clerk of the Council	(107,240)	(107,240)	0	12 months	(107,240)
	1		22,880	22,880	0		22,880
Community Development Agency	1	Economic Development Manager	188,830	188,830	0	12 months	188,830
	(1)	Economic Development Specialist II	(125,250)	(125,250)	0	12 months	(125,250)
	(1)	Economic Development Specialist III	(175,600)	(175,600)	0	12 months	(175,600)
	(1)		(112,020)	(112,020)	0		(112,020)
Finance & Management Services	(1)	Revenue Contract Compliance Examiner	(102,880)	(102,880)	0	12 months	(102,880)
	1	Management Analyst	104,320	104,320	0	12 months	104,320
	(1)	Supervising Buyer	(132,290)	(132,290)	0	12 months	(132,290)
	1	Purchasing Supervisor	139,440	139,440	0	12 months	139,440
	0		8,590	8,590	0		8,590
Parks, Recreation and Community Services	(1)	Senior Accounting Assistant	(97,470)	(97,470)	0	12 months	(97,470)
	1	Lead Accounting Assistant	101,390	101,390	0	12 months	101,390
	(1)	Senior Park Services Inspection Supervisor	(103,480)	(103,480)	0	9 months	(137,973)
	1	Park Services Superintendent	106,760	106,760	0	9 months	142,347
	(1)	Zoo Keeper II	(62,320)	(62,320)	0	9 months	(83,093)
	1	Zoo Curator of Health	75,920	75,920	0	9 months	101,227
	(1)	Zoo Education Specialist	(89,040)	(89,040)	0	12 months	(89,040)
	1	Zoo Curator of Education	96,670	96,670	0	12 months	96,670
		Reduction in part time staffing	(28,430)	(28,430)	0		(28,430)
	0		0	0	0		5,627
	Planning and Building Agency	(1)	Building Inspector	(103,530)	(103,530)	0	12 months
1		Combination Building Inspector	105,510	105,510	0	12 months	105,510
(1)		Sr. Electrical Systems Specialist	(129,660)	(129,660)	0	12 months	(129,660)
1		Plans Examiner	136,240	136,240	0	12 months	136,240
0			8,560	8,560	0		8,560
Police Department	1	Management Aide	76,100	76,100	0	9 months	101,467
	(1)	Accounting Assistant	(78,870)	(78,870)	0	12 months	(78,870)
	0		(2,770)	(2,770)	0		22,597
Public Works Agency	1	Management Analyst	118,720		118,720	12 months	118,720
	(1)	Management Aide	(110,790)	(37,670)	(73,120)	12 months	(110,790)
	1	Assistant Engineer	107,160	5,360	101,800	12 months	107,160
	(1)	Active Transportation Coordinator	(118,510)	(5,920)	(112,590)	12 months	(118,510)
	1	Senior Office Assistant	76,690		76,690	12 months	76,690
	(1)	Assistant Fleet Services Technician	(81,610)		(81,610)	12 months	(81,610)
0		(8,340)	(38,230)	29,890		(8,340)	
Total Reallocation Change	0		(73,220)	(103,110)	29,890		(42,227)

Removal of Unfunded Positions - FY 20-21

Finance & Management Services	(1)	Asset Management Analyst
--	------------	--------------------------

Planning & Building Agency	(1)	Senior Plan Check Engineer
	(1)	Senior Planner
	(1)	Associate Planner

Total:	(3)	
--------	------------	--

Police Department	(1)	Animal Service Officer II
	(1)	Police Evidence and Supply Specialist
	(1)	Senior Management Analyst
	(2)	Sr. Police Records Specialist

	(5)	
--	------------	--

Total Unfunded Positions (General Fund):	<u>(9)</u>	
---	-------------------	--

**City Manager's Office
Position Summary**

Authorized Personnel	Funded FY 19-20	Proposed Workforce Changes	Funded FY 20-21
Assistant City Manager	1		1
Assistant to the City Manager (MM)	1		1
City Manager (EM)	1		1
Executive Assistant (UC)	3		3
Public Affairs Information Officer	0	1	1
Secretary to the City Manager (UC)	1		1
Senior Management Assistant (Exempt) (UC)	2		2
Strategic Communications Manager (MM)	1	-1	0
<i>Funded Total</i>	10	0	10

GENERAL FUND TOTAL 10.00

TOTAL FUNDED POSITION 10.00

Clerk of the Council Position Summary			
Authorized Personnel	Funded FY 19-20	Proposed Workforce Changes	Funded FY 20-21
Assistant Clerk Of The Council (MM)	1		1
Clerk of the Council (EM)	1		1
Office Specialist	0	3	3
Senior Deputy Clerk of the Council	2	(1)	1
Senior Office Specialist	1	(1)	0
<i>Funded Total</i>	5	1	6

GENERAL FUND TOTAL 6.00

TOTAL FUNDED POSITION 6.00

**City Attorney's Office
Position Summary**

Authorized Personnel	Funded FY 19-20	Proposed Workforce Changes	Funded FY 20-21
City Attorney	1.00		1.00
Chief Assistant City Attorney	2.00		2.00
Deputy City Attorney			1.00
Assistant City Attorney (MM)	7.00	(1)	4.00
Senior Assistant City Attorney (MM)		1	2.00
Executive Secretary to City Attorney (UC)	1.00		1.00
Paralegal	2.00		2.00
Senior Paralegal	2.00		2.00
<i>Funded Total</i>	15.00	0	15.00

GENERAL FUND TOTAL	13.00
CANNABIS PUBLIC BENEFIT FUND	1.00
INTERNAL SERVICE FUND	1.00
TOTAL FUNDED POSITION	<u>15.00</u>

**Human Resources
Position Summary**

Authorized Personnel	Funded FY 19-20	Proposed Workforce Changes	Funded FY 20-21
Assistant Director of Human Resources (MM)	1		1
Benefits & Compensation Manager (MM)	1		1
Executive Dir Human Resources (EM)	1		1
Executive Secretary (UC)	1		1
Human Resources Analyst (UC)	2		2
Human Resources Specialist (UC)	2		2
Human Resources Technician (UC)	5		5
Principal Management Analyst (AM)	1		1
Risk Management Analyst (UC)	1		1
Risk Management Assistant (UC)	1		1
Risk Management Supervisor (AM)	1		1
Risk Manager (MM)	1		1
Senior Human Resources Analyst (AM)	3		3
Senior Human Resources Specialist (UC)	3		3
Senior Human Resources Technician (UC)	3		3
<i>Funded Total</i>	27	0	27

GENERAL FUND TOTAL	16.25
INTERNAL SERVICE FUND	10.30
SPECIAL REVENUE	0.45
TOTAL FUNDED POSITION	<u><u>27.00</u></u>

Finance & Management Services Position Summary

Authorized Personnel	Funded FY 19-20	Proposed Workforce Changes	Funded FY 20-21
Accountant I	5		5
Accountant II	3		3
Accounting Manager (MM)	1		1
Accounts Payable Supervisor	1		1
Assistant Buyer	0	1	1
Assistant Dir of Finance and Management Svcs (MM)	1		1
Budget and Research Manager (AM)	1		1
Business Tax Collector/Inspector *	3		3
Buyer	3		3
Central Services Supervisor	1		1
Customer Service Representative	6		6
Executive Dir Finance & Management Svcs (EM)	1		1
Executive Secretary (UC)	1		1
Financial Analyst (UC)	1		1
Management Analyst (UC) **	1	(1)	0
Management Analyst (UC)	0	1	1
Meter Reader Collector	4		4
Parking Control Officer **	3	(3)	0
Parking Meter Technician I **	1	(1)	0
Parking Meter Technician II **	3	(3)	0
Payroll Manager (AM)	1		1
Payroll Systems Analyst (UC)	1		1
Payroll Technician (UC)	3		3
Purchasing Specialist	2		2
Purchasing Supervisor	0	1	1
Reprographic Equipment Operator	1		1
Revenue and Contract Compliance Examiner	1	(1)	0
Revenue Supervisor	1		1
Senior Accountant	3		3
Senior Accounting Assistant	3		3
Senior Accounting Assistant/Systems Technician	2		2
Senior Budget Analyst (UC)	2		2
Senior Financial Analyst (UC)	1		1
Senior Payroll Technician (UC)	1		1
Supervising Accountant	1		1
Supervising Buyer	1	(1)	0
Treasury and Customer Services Manager (MM)	1		1
Treasury Services Supervisor	1		1
Utilities Billing/Systems Technician	2		2
Utilities Customer Service Supervisor	1		1
Funded Total	69	(7)	62

* Position added during FY 19-20

** Transfer of Parking Enterprise positions to - Community Development Agency: Management Analyst, Parking Meter Technician I, (3) Parking Meter Technician II
Police Department: (3) Parking Control Officer

GENERAL FUND TOTAL	58.15
CANNABIS PUBLIC BENEFIT FUND	0.85
INTERNAL SERVICE FUND	2.00
FEDERAL/STATE GRANTS	1.00
TOTAL FUNDED POSITION	62.00

Library Position Summary

Authorized Personnel	Funded FY 19-20	Proposed Workforce Changes	Funded FY 20-21
Bibliographic Technician	1		1
Librarian	4		4
Library Operations Manager (MM) *	0	1	1
Library Services Assistant	3		3
Library Services Director	1		1
Principal Librarian	4		4
Senior Librarian	9		9
Senior Library Technician (T)	1		1
Supervising Library Services Assistant	1		1
Youth Services Supervisor **	1	(1)	0
Youth Services Technician	1		1
<i>Funded Total</i>	26	0	26

* Position previously unfunded in FY 19-20

** Position moved to Parks, Recreation and Community Services

GENERAL FUND TOTAL 26.00

TOTAL FUNDED POSITION 26.00

**Parks, Recreation, and Community Services
Position Summary**

Authorized Personnel	Funded FY 19-20	Proposed Workforce Changes	Funded FY 20-21
Accounting Assistant	1		1
Administrative Services Manager (MM)	1		1
Assistant Parks/Landscape Planner	1		1
Associate Park and Landscape Planner	1		1
Community Events Supervisor	1		1
Community Services Supervisor	6		6
Executive Dir of Parks & Rec & Community Svcs (EM)	1		1
Executive Secretary (UC) *	1		1
General Maintenance Leader	1		1
General Maintenance Supervisor	1		1
General Maintenance Worker	8		8
Graphics Designer I	1		1
Lead Accounting Assistant	0	1	1
Maintenance Assistant	2		2
Management Aide (UC)	0	3	3
Management Analyst (UC)	1		1
Park Services Inspector II	8		8
Park Services Inspection Supervisor	2		2
Park Services Superintendent	0	1	1
Recreation and Community Services Manager (MM)	1		1
Recreation Leader	6	6	12
Recreation Program Coordinator	3	2	5
Senior Accounting Assistant	2		2
Senior Management Analyst (AM)	1		1
Senior Park Services Inspection Supervisor	1	(1)	0
Youth Services Supervisor **	0	1	1
Zoo Curator	1		1
Zoo Curator of Education	0	1	1
Zoo Curator of Health	0	1	1
Zoo Education Specialist	1	1	2
Zoo Keeper I	5	1	6
Zoo Keeper II	3	(1)	2
Zoo Manager (MM)	1		1
Zoo Operations Coordinator	1		1
Funded Total	63	16	79

* One position added during FY 19-20

** Position moved from Library

GENERAL FUND TOTAL	70.00
CANNABIS PUBLIC BENEFIT FUND	5.00
OTHER RESTRICTED FUND	4.00
TOTAL FUNDED POSITION	<u>79.00</u>

**Police Department
Position Summary**

Authorized Personnel	Funded FY 19-20	Proposed Workforce Changes	Funded FY 20-21
Accounting Assistant	4	(1)	3
Animal Service Officer I	2		2
Background Investigator	2		2
Correctional Manager (RM)	1		1
Correctional Officer	71	2	73
Correctional Supervisor	9		9
Crime Research Analyst	4		4
DNA Coordinator	1		1
Emergency Operations Coordinator	1		1
Executive Secretary to the Police Chief (UC)	1		1
Firearms Examiner	1		1
Forensic Services Supervisor	2		2
Forensic Specialist I	9		9
Forensic Specialist II	2		2
Graphics Designer I	1		1
Human Resources Specialist (UC)	1		1
Human Resources Technician (UC)	1		1
Lead Correctional Records Specialist	4		4
Lead Police Records Specialist	3		3
Management Aide (UC)	0	1	1
Management Analyst (UC)	1		1
Micro Systems Technician	2		2
Park Ranger	2		2
Parking Control Officer **	5	3	8
Police Administrative Budget Manager (RM)	1		1
Police Administrative Manager (RM)	1		1
Police Athletic/Activities League Assist. Director	1		1
Police Captain (RM)	3		3
Police Chief (EM)	1		1
Police Communications Manager (RM)	1		1
Police Communications Supervisor	4		4
Police Community Services Specialist	1		1
Police Evidence and Supply Specialist	9		9
Police Evidence and Supply Supervisor	2		2
Police Fiscal Services Supervisor	1		1
Police Investigative Specialist	10		10
Police Lieutenant (RM)	14		14
Police Officer *	304		304
Police Photo/Video Specialist	1		1
Police Records Supervisor	2		2
Police Sergeant	44		44
Police Services Dispatcher	35		35
Police Service Officer	6		6
Police Systems Manager (RM)	1		1
Police Systems Support Analyst	1		1
Rangemaster	1		1
Security Electronics Technician	1		1
Senior Accounting Assistant	1		1
Senior Correctional Records Specialist	8		8
Senior Human Resources Analyst (AM)	1		1
Senior Office Assistant	15		15
Senior Office Specialist	1		1
Senior Parking Control Officer	1		1
Senior Police Records Specialist	11		11
Systems Administrator	2		2
Video Technician	1		1
Funded Total	616	5	621

* 18 Police Officers added during FY 19-29

** 3 Parking Control Officers (Parking Enterprise Fund) moved from Finance and Management Services Agency

**Police Department
Position Summary**

Authorized Personnel	Unfunded FY 19-20	ADOPTED Funding	Unfunded FY 20-21
Police Officer	18		18
<i>Unfunded Total</i>	18	0	18

GENERAL FUND TOTAL	599.00
CANNABIS PUBLIC BENEFIT FUND	6.00
ENTERPRISE FUND	7.00
OTHER RESTRICTED FUND	7.00
GRANT FUND	2.00
TOTAL FUNDED POSITION	621.00
TOTAL UNFUNDED POSITION	18.00
TOTAL PD POSITION	<u>639.00</u>

**Planning and Building Agency
Position Summary**

Authorized Personnel	Funded FY 19-20	Proposed Workforce Changes	Funded FY 20-21
Administrative Services Manager (MM)	1		1
Assistant Plan Check Engineer II	1		1
Assistant Planner I	2		2
Assistant Planner II	1		1
Associate Plan Check Engineer	1		1
Associate Planner	3		3
Building Inspector	1	(1)	0
Building Safety Manager (MM)	1		1
Code Enforcement Associate	2		2
Code Enforcement Manager (MM)	1		1
Code Enforcement Officer	14		14
Code Enforcement Principal (AM)	2		2
Code Enforcement Supervisor	1		1
Combination Building Inspector	9	1	10
Executive Dir Planning and Bldg Safety (EM)	1		1
Executive Secretary (UC)	1		1
Management Analyst (UC)	1		1
Permit Services Processor	2		2
Permit Services Supervisor	1		1
Permit Services Technician	2		2
Planning Assistant	1		1
Planning Commission Secretary	1		1
Planning Manager (MM)	1		1
Plans Examiner	0	1	1
Principal Planner (AM)	2		2
Receptionist	1		1
Secretary	1		1
Senior Accounting Assistant	1		1
Senior Combination Building Inspector	2		2
Senior Community Planner	2		2
Senior Electrical Systems Specialist	1	(1)	0
Senior Office Assistant	4		4
Senior Plan Check Engineer	3		3
Senior Planner	3		3
Senior Plumbing/Mechanical Systems Spec.	1		1
<i>Funded Total</i>	72	0	72

GENERAL FUND TOTAL	67.15
SPECIAL REVENUE PROGRAMS	0.85
CANNABIS PUBLIC BENEFIT FUND	4.00
TOTAL FUNDED POSITION	<u>72.00</u>

**Public Works Agency
Position Summary**

Authorized Personnel	Funded FY 19-20	Proposed Workforce Changes	Funded FY 20-21
Accounting Assistant	1	1	2
Active Transportation Coordinator	1	(1)	0
Administrative Services Manager (MM)	1		1
Assistant Engineer	9	2	11
Associate Engineer	13	1	14
Assistant Fleet Services Technician	1	(1)	0
Assistant Instrument Technician	2		2
Assistant Public Works Maintenance Manager (AM)	1		1
Assistant Traffic Operations Engineer	1		1
Associate Park and Landscape Planner	1		1
Building Maintenance Supervisor	2		2
Building Maintenance Technician	9		9
Civil Engineer	1		1
Community Liaison	1		1
Construction Inspector	4	2	6
Contracts Administrator	4		4
Data Entry Office Asst	1		1
Deputy City Engineer (MM)	1		1
Deputy Public Works Director / City Engineer (MM)	1		1
Deputy Public Works Director / Maintenance Services Manager (MM)	1		1
Deputy Public Works Director/Construction Services Manager (MM)	1		1
Deputy Public Works Director/Water Resources Manager (MM)	1		1
Engineering Aide	5		5
Engineering Technician	4	2	6
Equipment Operator	4		4
Equipment Operator - Water Services	8		8
Executive Dir Public Works (EM)	1		1
Executive Secretary (UC)	1		1
Facilities Maintenance Manager (AM)	1		1
Fleet Parts Specialist	2		2
Fleet Services Manager (AM)	1		1
Fleet Services Supervisor	2		2
Fleet Services Technician II	9		9
Fleet Services Technician III	4		4
Instrument Technician	1		1
Lead Accounting Assistant	1		1
Maintenance Worker II	14		14
Management Aide (UC)	5	(1)	4
Management Analyst (UC)	2	1	3
NPDES Manager	1		1
Principal Civil Engineer (MM)	3	1	4
Principal Management Analyst (AM)	1		1
Projects Manager	4		4
Public Works Crew Leader	3		3
Public Works Dispatcher	1		1
Public Works Projects Specialist	2		2
Public Works Safety Coordinator	1		1
Records Specialist	1		1

**Public Works Agency
Position Summary**

Authorized Personnel	Funded FY 19-20	Proposed Workforce Changes	Funded FY 20-21
Sanitation Inspector II	5		5
Senior Accounting Assistant	6		6
Senior Civil Engineer	9	1	10
Senior Construction Inspector	2		2
Senior Engineer	1		1
Senior Management Analyst	2		2
Senior Office Assistant	7	1	8
Senior Water Services Supervisor	1		1
Stock Clerk	1		1
Stores & City Yard Property Specialist	1		1
Stormwater Coordinator	1		1
Street Lighting Maintenance Worker	1		1
Street Maintenance Supervisor	2	1	3
Survey Party Chief	1		1
Systems Technician	1		1
Tree Maintenance Supervisor	1		1
Tree Trimmer	2		2
Water Services Crew Leader	2		2
Water Services Meter Repairer II	4		4
Water Services Production Supervisor	1		1
Water Services Quality Coordinator	1		1
Water Services Quality Inspector	4		4
Water Services Quality Supervisor	1		1
Water Services Supervisor	3		3
Water Services Utility Inspector	2		2
Water Services Worker II	14		14
Water Systems Electrician	2		2
Water Systems Operator II	3		3
Water Systems Operator III	3		3
Funded Total	224	10	234

GENERAL FUND TOTAL 31.60

OTHER RESTRICTED FUND 3.92

ENTERPRISE FUND 100.06

INTERNAL SERVICE FUND 98.42

TOTAL FUNDED POSITION 234.00

**Community Development Agency
Position Summary**

Authorized Personnel	Funded FY 19-20	Proposed Workforce Changes	Funded FY 20-21
Arts & Culture Specialist	1		1
Community Development Analyst	2		2
Community Development Commission Secretary	1		1
Economic Development Manager (MM)	0	1	1
Economic Development Specialist II	3	(1)	2
Economic Development Specialist III	3	(1)	2
Executive Dir Community Development (EM)	1		1
Homeless Services Manager (AM)	1		1
Housing Authority Analyst	1		1
Housing Authority Operations Supervisor	1		1
Housing Division Manager (MM)	1		1
Housing Programs Analyst	1		1
Housing Specialist II	6		6
Loan Specialist	1		1
Management Analyst (UC) *	1	1	2
Parking Meter Technician I *	0	1	1
Parking Meter Technician II *	0	3	3
Principal Management Analyst (AM)	1		1
Residential Construction Specialist	1		1
Senior Accounting Assistant	1		1
Senior Housing Specialist	2		2
Senior Office Assistant	4	(1)	3
Senior Residential Construction Specialist	1		1
Workforce Specialist II	11	(1)	10
Workforce Specialist IV	2	(1)	1
	47	1	48

* Transfer of Parking Enterprise positions to Community Development Agency (Management Analyst, Parking Meter Technician I, (3) Parking Meter Technician II)

GENERAL FUND TOTAL	5.30
ENTERPRISE FUND	6.10
FEDERAL/STATE GRANTS	32.65
OTHER RESTRICTED FUND	3.95
TOTAL FUNDED POSITION	<u><u>48.00</u></u>

**Information Technology
Position Summary**

Authorized Personnel	Funded FY 19-20	Proposed Workforce Changes	Funded FY 20-21
Applications/Tech Support Manager	1		1
Chief Technology Innovations Officer	1		1
Executive Secretary	1		1
GIS Administrator	1		1
GIS System Analyst/ Programmer	2		2
Information Services & Network Manager	1		1
Information Services Representative	1		1
Micro Systems Technician	3		3
Network Spec./WAN Systems Administrator	1		1
Principal Programmer Analyst	5		5
Programmer Analyst	1		1
Senior Programmer Analyst	2		2
Senior Systems Administrator	1		1
Systems Support Analyst	1		1
Telecommunications Coordinator	1		1
Web Systems Technician	1		1
	24	0	24

INTERNAL SERVICE FUNDS 24.00

TOTAL FUNDED POSITION 24.00

General Fund Summary

RECONCILIATION OF GENERAL FUND
MEASURE X SPENDING
GENERAL FUND REVENUES
GENERAL FUND EXPENDITURES



Reconcile General Fund Uses (FY19-20 to FY20-21)			
	Recurring	One-Time	Total
FY19-20 Original Adopted (Expenditures & Transfers)	\$ 309,562,580	\$ 6,565,100	\$ 316,127,680
Carryovers from FY18-19		987,153	987,153
Subsequent Adjustments	2,420,120	6,923,050	9,343,170
Subtotal FY19-20	\$ 311,982,700	\$ 14,475,303	\$ 326,458,003
Remove one-time items from baseline		(14,475,303)	(14,475,303)
Unfunded Pension Liability Contribution Increase	3,920,070		3,920,070
Net Compensation Increases	5,552,230		5,552,230
Full Funding for 18 Officers (partial year funding approved on Dec 17)	1,387,500		1,387,500
Hiring Freeze (excludes Police Officers, Correctional Officers, Dispatchers, and Business License Collectors offset with revenue)	(5,443,330)		(5,443,330)
Orange County Fire Increase	3,829,240		3,829,240
Ambulance Contract Increase	160,000		160,000
SARTC Subsidy		1,100,000	1,100,000
Increased Charges for Workers Comp & General Liability		2,386,780	2,386,780
Eliminate Strategic Plan Transfer (excluding employee compensation)	(635,960)		(635,960)
Subtotal FY20-21 Baseline	\$ 320,752,450	\$ 3,486,780	\$ 324,239,230
Recommended Supplemental Requests:			
City Council Supplies	4,000		4,000
Net Cost of Clerk of the Council Staff Reallocations	22,880		22,880
November 2020 General Election		430,000	430,000
City Clerk copying/mail/certificates to meet legal mandates	23,000		23,000
Net Cost of City Attorney's Staff Reallocation	9,880		9,880
Sales Tax Sharing Agreement with TACenergy (assumes reduced business level, and needs to be reassessed at Midyear)	250,000		250,000
Net Savings from Community Development Staff Reallocations	(112,020)		(112,020)
Continued outreach & engagement for individuals experiencing homelessness	75,000		75,000
Budget Software & OpenBook Software previously funded with Strategic Plan Transfer	45,520		45,520
Overtime for Water Billing System Upgrade (offset with charges to Water Fund)		50,000	50,000
Net Cost of Finance Staff Reallocations	8,590		8,590
Net Cost of Finance Staff Addition	23,680		23,680
Municipal Financial Advisor to provide strategic advice and on-demand analysis	25,000		25,000

Reconcile General Fund Uses (FY19-20 to FY20-21)			
	Recurring	One-Time	Total
Temporary staffing for payroll system upgrades		50,000	50,000
New Library Operations Manager	106,340		106,340
Park Master Plan		100,000	100,000
Contract Planner for Complex Projects		158,000	158,000
Net Cost of Planning & Building Staff Reallocations	8,560		8,560
Police Field Operations Overtime (previously funded as \$2 million of one-time)	500,000		500,000
Family Justice Center - Additional Contract Services	150,000		150,000
Police Communications 800Mhz Backbone Cost Sharing (previously funded as one-time)	86,050		86,050
Net Savings for Police Department Staff Reallocation	(2,770)		(2,770)
Quality of Life Team (QOLT) Police Overtime	500,000		500,000
Jail Inmate Meals Cost Increase	60,000		60,000
Jail Medical Services Consultant		50,000	50,000
Homeless Services Contractor (permanent addition of temporary increases during FY19-20)	500,000		500,000
Parking Plan - Citywide		200,000	200,000
Graffiti Services Contract Increase	300,000		300,000
Year 2 of Maintenance/Repairs of Citywide Streetlights	50,000		50,000
Sidewalk Replacement Program		500,000	500,000
General Maintenance Contractor Increase	25,000		25,000
Net Savings for Public Works Staff Reallocations	(38,230)		(38,230)
Net Cost of Public Works Staff Addition	46,310		46,310
Ongoing Support Cost for Public Works Staff Addition	4,010		4,010
	\$ 323,423,250	\$ 5,024,780	\$ 328,448,030

City of Santa Ana Measure X					
Aligned Expenditure Budget					
Fiscal Year Ended June 30, 2020					
		FY19-20	FY20-21	FY20-21	
Category	Description	Recurring	Recurring	One-Time	Total
Maintain Effective 9-1-1 Response	Human Resources Analyst dedicated to Police Recruiting	\$ 79,125			\$ 79,125
Maintain Effective 9-1-1 Response	Traffic Collision Investigators (2)	229,710			229,710
Maintain Effective 9-1-1 Response	Park Security Contract	667,048			667,048
Maintain Effective 9-1-1 Response	Office Assistants (2) to relieve police officers of back-office duty	193,280			193,280
Maintain Effective 9-1-1 Response	Ambulance Service Contract increase to maintain service level	840,000	160,000		1,000,000
Maintain Effective 9-1-1 Response	Police Department Field Operations Overtime		500,000		500,000
Maintain Effective 9-1-1 Response	Police Technology Cost Increases	136,000			136,000
Maintain Effective 9-1-1 Response	Funding for 18 Police Officers (December 2019)		2,700,000		2,700,000
Retaining Firefighters	Orange County Fire contract increase to maintain service level	1,804,582	1,869,973		3,674,555
Retaining Police Officers	Police Officers Association Contract Increase	12,562,415	3,901,048		16,463,463
Retaining Police Officers	Employee Pension Contribution Increase (police)	4,716,214	3,560,000		8,276,214
Retaining Police Officers	Increase to actual for Police Cash-Outs, Standby & Court Pay	3,929,411			3,929,411
Addressing Homelessness	Code Enforcement Officers (2)	282,800			282,800
Addressing Homelessness	QOLT Clean-Up Staffing (2 Maint Workers II + Sanitation Inspect II)	266,800			266,800
Addressing Homelessness	QOLT Clean-Up Contract Services	136,000	500,000		636,000
Addressing Homelessness	QOLT Police Department Overtime		500,000		500,000
Addressing Homelessness	Homeless Outreach & Engagement		75,000		75,000
Fixing Streets					-
Maintaining Parks	Park Maintenance & Repairs (increased level of service)	2,024,352			2,024,352
Maintaining Parks	Inspectors (6) + Supervisor, Maint Workers (4), Landscape Planner	989,940			989,940
Maintaining Parks	Parks Master Plan			100,000	100,000
Youth Services	Zoo staff (2) + Part-Time Staff to enhance youth programs	745,615			745,615
Youth Services	Librarians (2) to enhance youth offerings	194,800			194,800
Senior Services					-
Subtotal Before Unrestricted Purposes		\$ 29,798,092	\$ 13,766,021	\$ 100,000	\$ 43,664,113
Unrestricted General Revenue Purpose	FY18-19 Budget Deficit - Planned Use of General Fund Reserve	10,200,000			10,200,000
Unrestricted General Revenue Purpose	FY18-19 Budget Deficit - Planned Staff Savings not implemented	1,500,000			1,500,000
Unrestricted General Revenue Purpose	Vehicle Incentive Program	1,725,000			1,725,000
Unrestricted General Revenue Purpose	Employee Pension Contribution Increase (miscellaneous)	3,872,576	2,920,000		6,792,576
Unrestricted General Revenue Purpose	Animal Care contract increase	785,753	14,250		800,003
Unrestricted General Revenue Purpose	Crossing Guard contract increase	306,272	20,977		327,249
Unrestricted General Revenue Purpose	New Debt Payments for Purchase of Streetlights	800,000			800,000
Unrestricted General Revenue Purpose	Street Tree Maintenance (no longer paid by Sanitation Fund)	2,949,635			2,949,635
Unrestricted General Revenue Purpose	Increase budget for Labor Negotiations	3,000,000			3,000,000
Unrestricted General Revenue Purpose	Add 12 General Purpose Full-Time Positions to the Police Dept	1,017,308			1,017,308
Unrestricted General Revenue Purpose	Universal Legal Defense Fund for Dreamers & Parents		100,000		100,000

City of Santa Ana Measure X					
Aligned Expenditure Budget					
Fiscal Year Ended June 30, 2020					
		FY19-20	FY20-21	FY20-21	
Category	Description	Recurring	Recurring	One-Time	Total
Unrestricted General Revenue Purpose	Communications Consultant	60,000			60,000
Unrestricted General Revenue Purpose	Public Meeting Software & ADA Captioning	42,300			42,300
Unrestricted General Revenue Purpose	Electronic Document Management System	70,000			70,000
Unrestricted General Revenue Purpose	Bus Shelter Program (replacement and repairs)	550,000			550,000
Unrestricted General Revenue Purpose	Zoo Contract & Supply Enhancements	343,000			343,000
Unrestricted General Revenue Purpose	Volunteer Background Checks	192,800			192,800
Subtotal Unrestricted Purposes		27,414,644	3,055,227	-	30,469,871
Totals		\$ 57,212,736	\$ 16,821,248	\$ 100,000	\$ 74,133,984

Account Code	Account Description	ACTUAL FY 17-18	ACUTAL FY 18-19	ADOPTED FY 19-20	PROPOSED FY 20-21
Taxes					
50045	Business Tax	12,762,694	13,115,518	13,000,000	9,210,000
50200	Documentary Stamp Tax	1,068,149	1,027,741	884,000	1,175,600
50021	Half-cent Sales Tax (Safety Prop 172)	2,154,405	2,264,065	2,368,900	2,420,900
50201	Homeowner Property Tax Subvention	195,121	191,535	201,000	211,600
50022	Sales Tax - Measure X	0	13,636,350	60,000,000	55,128,300
50030	Hotel Visitors Tax	9,245,942	9,414,661	9,500,000	5,730,000
50046	Medical Marijuana Tax	2,140,293	1,084,157	1,600,000	525,000
50100	Commercial Cannabis-Cultivation Tax	0	2,000	800,000	20,000
50101	Commercial Cannabis-Distribution Tax	0	41,238	110,000	250,000
50102	Commercial Cannabis-Manufacturing Tax	0	7,000	240,000	60,000
50103	Commercial Cannabis-Testing Facility Tax	0	168,107	330,000	170,000
50104	Adult-Use Retail Business Cannabis Tax	0	4,397,319	7,750,000	9,650,000
50011	Property Tax	35,666,778	37,309,791	37,346,100	39,600,000
50016	Property Tax In Lieu VLF	31,300,302	32,897,695	34,167,600	36,314,000
50012	Santa Ana Property Tax Residual (CDA)	8,609,327	10,231,641	8,368,700	11,490,200
50020	Sales Tax	45,903,351	51,321,860	51,509,900	42,975,600
50031	Utility Users Tax - Electric	11,363,280	11,517,537	11,100,000	12,750,000
50032	Utility Users Tax - Gas	2,150,041	2,078,050	2,300,000	2,150,000
50033	Utility Users Tax - Telephone	7,945,300	6,328,411	6,500,000	5,900,000
50034	Utility Users Tax - Water	2,484,018	2,731,739	2,600,000	3,500,000
Total Taxes		172,989,002	199,766,416	250,676,200	239,231,200
Intergovernmental					
50506	AB109 Reimbursement	206,324	423,655	481,600	0
52365	AB678 Ground Emerg. Transp. Reimbursement Mandate	394,238	(113,255)	215,300	0
50501	Motor Vehicle License	179,677	162,361	160,000	178,400
57791	Overhead Charge - Water	4,537,918	4,537,920	4,537,900	4,537,900
50505	P.O.S.T. Reimbursements	47,877	42,290	47,000	55,380
50015	Property Tax - Pass-through AB1290	1,040,005	1,180,207	1,224,900	1,538,600
57304	Rancho Santiago Reimbursement-PRCSA	33,071	45,711	32,800	24,600
50503	SB90 State Mandates Reimbursement	80,043	104,516	88,000	88,000
52364	SB1186	11,444	0	4,700	5,200
Total Intergovernmental		6,530,596	6,383,404	6,792,200	6,428,080
Use of Money					
58000	Earnings on Investments	760,252	823,439	600,000	450,000
58002	Loss(Gain) MV on Investments	(693,081)	1,245,010	0	0
57460	Police Department Jail Facility Rental	114,220	4,672	6,700	13,300
57462	Jail Revenue Facility - US Marshals	7,201,740	10,027,605	10,243,800	12,209,400
57464	Jail Revenue Facility-US Marshal	2,080,995	4,481,400	3,628,800	3,364,200
57463	Jail Revenue Facility - Bureau of Prisons	1,035,275	1,009,539	1,247,400	869,400
57390	PRCSA - Godinez High School	(1,134)	(4,712)	0	0
57361	Recreation Facility Rental	25,647	35,604	34,600	25,900
57960	Rental of Property	99,134	94,804	103,000	103,000
57362	Rental of Stadium	106,094	97,502	125,000	93,700
Total Use of Money		10,729,142	17,814,864	15,989,300	17,128,900

Account Code	Account Description	ACTUAL FY 17-18	ACUTAL FY 18-19	ADOPTED FY 19-20	PROPOSED FY 20-21
Miscellaneous					
57100	Attorney Reimbursement	1,018,765	0	700,000	0
53331	City Events	112,175	11,734	100,000	44,000
57000	Expense Reimbursement	102,369	84,514	88,400	58,800
57006	Expense Reimbursement - Condemn Deposit	11	0	0	0
57901	Indirect Cost Recovery	2,581,967	2,735,800	2,839,300	6,597,150
57461	Jail Kitchen Rental	28,532	47,695	28,000	28,000
57081	Planning & Building Gifts & Donations	755	0	0	0
57991	Miscellaneous Receipts	10,819	4,901	1,500	1,500
57010	Miscellaneous Recoveries	112,242	1,622,600	31,700	26,700
57200	Other Library Recoveries	2,401	1,156	1,200	900
57402	Police Miscellaneous Reimbursements	25,820	288,427	306,900	306,900
57400	Police OT Reimbursement	199,492	236,002	206,000	206,000
57404	Property & Evidence Recovery	10,832	(348)	0	0
57301	Recreation Expense Reimbursement	7,005	3,953	4,000	3,000
50052	Refuse Contract Program Surcharge	4,972,000	4,972,000	5,667,200	0
57700	Refuse Program Savings Recovery	1,352,000	1,352,000	1,352,000	0
57071	Sale of Land	29,105	2,074,846	0	0
57770	Sale of Maps and Documents	36,357	33,754	27,700	1,000
53409	Storage of Weapon Fee	900	3,200	1,000	1,000
57796	Treasury & Accounting Reimbursement	0	0	2,217,840	0
Total Miscellaneous		10,603,547	13,472,233	13,572,740	7,274,950
Franchise Fees					
50053	CATV Franchise Fees	1,469,559	1,445,376	1,439,000	1,497,100
50051	Electrical Utility	1,217,256	1,235,236	1,250,000	1,287,500
50050	Gas Utility	411,064	403,835	435,000	404,700
50056	Refuse Franchise Fee – Residential	0	0	0	1,851,500
50057	Refuse Franchise Fee – Commercial	0	0	0	6,885,200
Total Franchise Fees		3,097,879	3,084,447	3,124,000	11,926,000
Charges for Services					
53416	Animal Quarantines	2,079	2,333	2,000	2,000
53600	Building Plan Check	1,801,705	2,566,345	2,700,900	1,850,900
51612	Building Standards Revolving fund	(3,122)	18,353	9,000	9,200
53301	Center Programs	96,274	94,742	100,100	60,100
57601	Code Enforcement Reimbursement	5,386	0	0	0
53309	Concession Vending Machines	4,500	3,900	3,900	2,900
57470	Copy of Lost Citation	15	47	100	160
53606	Discretionary Application Fee	407,060	403,820	337,400	370,000
53607	EIR Review Fees	82,021	94,154	86,200	95,000
53601	Electrical Plan Check	214,940	375,168	355,200	230,200
53415	Emergency Response Reimbursement-PD	46,960	3,660	55,000	55,000
56305	Engineering Service Charge	4,080	0	1,000	1,000
53413	False Alarm Charge-Police	7,386	523	95,000	95,000
53404	Fingerprint Card Processing Fees	0	0	100	100

Account Code	Account Description	ACTUAL FY 17-18	ACUTAL FY 18-19	ADOPTED FY 19-20	PROPOSED FY 20-21
53408	Fire Range User Fees	4,400	800	7,000	1,000
53419	Firearm License Fee	2,266	2,017	2,000	2,800
53313	Food Sale Concession	33,600	23,021	33,600	25,200
57383	Friend of Zoo Contribution	97,524	73,390	78,400	58,800
57385	Friend of Zoo Education Contribution	40,000	40,000	40,000	30,000
57380	Friend of Zoo Vet Contribution	60,000	60,000	60,000	45,000
53502	Hazardous Material Discloser Fees	413	0	0	0
53620	Hearing Officer Recovery/Community Preservation	3,380	0	0	0
53410	Impound/Owner Release Animals	1,671	2,368	1,500	1,000
53420	Jail Booking Fee	40,483	20,389	22,000	16,000
53411	Jail Pay to Stay Program	135,575	70,770	100,000	80,000
53613	Land Use Certificate Processing Fee	564,774	585,565	611,400	650,000
53605	Landscape Plan Review	14,747	22,442	23,400	24,000
53316	Leisure Classes	249,350	225,515	256,200	172,100
55200	Library Fines	45,712	38,450	42,200	31,600
57260	Library Meeting Room Rental	8	0	0	0
53202	Library Microfiche Rentals	411	1,353	700	500
53203	Library Video Rentals	3,200	2,953	3,200	2,400
53603	Mechanical Plan Check	165,690	264,082	282,900	182,900
53902	Miscellaneous Service Charge	91,822	180,102	0	0
53200	Non-Resident Library Card Fee	1,710	0	0	0
53513	OCFA Admin Processing Fee	1,560	1,920	1,500	1,500
53510	Paramedic Service Charge	4,841,101	5,109,445	5,175,000	8,300,000
53402	Paramedic Subscription Fee	0	29	0	0
53509	Paramedic Subscription Fee	163,429	173,315	153,000	170,000
53308	Park Reservation	203,905	185,927	198,400	133,800
53405	Photo Services	860	0	500	100
53602	Plumbing Plan Check	109,962	136,841	185,700	135,700
53417	Police Report Fee	157,084	129,783	95,000	160,000
53304	Pool Charges	24,626	23,723	23,300	0
53319	Recreation Staff Reimbursement	48,715	34,573	49,900	27,400
53401	Repo Release	12,815	12,990	12,000	14,000
53627	PREP Fees	618,270	661,217	203,500	204,000
53628	Foreclosure Registration Program	4,130	231,280	185,700	185,000
57070	Sale of Printed Materials	23	20	1,000	1,000
53614	Shopping Cart Containment Program	45,613	50,874	44,100	44,100
53616	Site Plan Review Charge	697,610	631,543	497,100	585,000
53740	Small Cell App Fee for City Facilities	0	0	0	100,000
53741	Small Cell Compliance Inspection Fee	0	0	0	25,000
53315	Stadium Special Fees	0	576	0	0
53901	Stop pay/Reissue fees	336	149	200	200
53707	Street and Alley Repair	2,816	1,751	1,000	0
53318	Tennis Reservations	48,808	52,233	48,000	0
53407	Vehicle Equipment Citation Sign-Off	6,044	5,343	6,000	6,000
53400	Vehicle Release Charge	123,407	88,439	85,000	85,000
53423	Vehicle Storage Fee	57,450	51,150	40,000	26,000
53307	Youth Field Usage Fee	75,902	58,167	71,500	53,600
53303	Youth Sports	33,230	33,899	34,000	20,500
53312	Zoo Admissions	1,140,028	1,132,496	1,180,400	1,046,900
53310	Zoo Education	146,414	190,847	143,500	77,500
Total Charges for Services		12,790,158	14,174,789	13,745,700	15,497,160

Account Code	Account Description	ACTUAL FY 17-18	ACUTAL FY 18-19	ADOPTED FY 19-20	PROPOSED FY 20-21
Licenses and Permits					
51613	Adult-Use Retail Cannabis Reg Fee	89,570	(1,690)	0	0
51614	Adult-Use Retail Regulatory Safety Permit	302,164	0	0	0
51615	Adult-Use Retail Operating Agreement Fees	2,511,271	2,679,374	0	0
51616	Commercial Cannabis Testing Phase 2/Regulatory Safety	5,070	2,113	1,700	3,380
51617	Commercial Cannabis Cultivation Phase 1/Regst. Application	36,258	12,086	48,300	24,170
51618	Commercial Cannabis Operating Agreement Reimbursement	0	35,000	10,000	30,000
51619	Commercial Cannabis Manufacturing Phase 1/Rest.	16,337	13,362	6,800	16,900
51620	Commercial Cannabis Distribution Phase 1/Regst. Application	11,267	15,931	6,800	16,900
51621	Commercial Cannabis Cultivation Phase 2/Rgltry Sfty Prmt	11,267	28,871	6,800	16,900
51622	Commercial Cannabis Manufacturing Phase 2/Rgltry Sfty Prmt	4,029	135,645	212,600	120,860
51623	Commercial Cannabis Distribution Phase 2/Rgltry Sfty Prmt	4,029	124,607	180,800	120,860
51624	Commercial Cannabis Distribution Phase 2/Rgltry Sfty Prmt	4,029	259,446	331,700	120,860
52366	CASp Certification Training	60,197	16,517	0	0
51401	Alarm Permit Fees	103,071	95,885	100,000	100,000
51001	Bingo Licenses	167	174	0	0
51601	Building Permits	1,578,661	2,254,214	2,217,100	1,517,100
51004	Bus Shelter Fees	150,000	150,000	0	75,000
51002	Dog Licenses	554,887	623,696	550,000	615,000
51003	Dog Licenses - CCI	44,353	68,001	75,000	60,000
51603	Electrical Permits	706,847	1,039,875	1,003,900	678,900
51301	Filming Permit	4,914	4,134	4,300	3,200
51501	Fireworks Stand Permits	0	4,077	0	0
51600	General Plan Update Surcharge	148,115	172,191	151,800	155,000
51606	Grading Permits	87,869	175,622	101,500	104,000
51604	Heating Permits	372,960	714,099	648,400	448,400
53626	Medical Marijuana Regist. & Reg. Safety	45,660	0	5,100	0
51706	MMD Regulatory Safety Permit	217,548	169,204	0	0
51608	Newsbox Permit Fees	23,363	23,194	25,000	20,000
51605	Occupancy Permits	401,668	447,149	389,100	396,000
51609	Outdoor Dining Permits	1,209	1,651	0	0
51602	Plumbing Permits	362,776	500,700	486,900	336,900
51402	Street Closure Permit	6,599	6,630	6,500	6,000
51607	Street Vendor Permit	14,131	13,200	25,300	25,800
51403	Tobacco Permits	160,204	160,099	160,200	160,200
Total Licenses & Permits		8,040,490	9,945,055	6,755,600	5,172,330

Account Code	Account Description	ACTUAL FY 17-18	ACUTAL FY 18-19	ADOPTED FY 19-20	PROPOSED FY 20-21
Fines					
55600	Administrative Citations/Comm Pres	143,631	262,419	187,800	160,000
55606	Fireworks Admin Citations	5,435	15,147	7,000	23,500
57900	Bad Check Recoveries	24,150	23,399	26,000	25,000
55402	Court Fines - Non-Traffic	35,948	102,880	85,600	94,000
55401	Court Fines - Traffic	737,802	535,503	464,300	422,150
55604	Foreclosed Properties Fines	0	0	0	0
55201	Lost /Damaged Library Materials	4,859	4,540	4,900	3,700
55202	Lost/Damaged Uncatalogued Materials	20	10	0	0
55605	Medical Marijuana Administratvie Citation	62,584	66,800	0	5,000
55000	Parking Fines	4,666,392	4,441,164	5,245,700	4,000,000
55400	Redlight Camera Program	10,562	45,544	0	0
55403	Tobacco Fine	0	1,414	1,000	1,000
Total Fines		5,691,384	5,498,821	6,022,300	4,734,350
Subtotal Revenue		230,472,197	270,140,029	316,678,040	307,392,970

Transfers-In/Misc. Recoveries

59000-025	Transfer from Fund 025	0	250,000	0	0
59000-050	Transfer From Fund 050	114,315	0	0	0
Total Transfers-In		114,315	250,000	0	0

TOTAL GENERAL FUND RESOURCES 230,586,512 270,390,029 316,678,040 307,392,970

Acct. Unit	DEPARTMENT & DIVISION	ACTUAL FY 17-18	ACTUAL FY 18-19	ADOPTED FY 19-20	PROPOSED FY 20-21
POLICE DEPARTMENT					
01114016	Cannabis Program	0	1,114,615	0	0
01114400	Office of the Chief of Police	1,492,737	1,968,107	1,737,200	1,665,950
01114401	Fiscal & Budget	917,563	1,181,270	1,596,190	1,668,030
01114402	Human Resources	669,404	1,081,992	862,630	880,700
01114403	Building & Facility	3,993,496	4,045,742	3,681,800	3,381,800
01114404	Backgrounds	986,669	1,365,326	1,232,700	1,724,250
01114405	Traffic	6,709,829	7,184,942	8,260,980	8,859,390
01114410	Training Services	1,991,711	1,970,404	2,054,460	1,966,820
01114415	Internal Affairs	1,223,375	1,436,931	1,262,960	1,666,180
01114420	Field Operations	52,141,033	53,870,843	53,105,310	57,423,540
01114425	Information Systems	1,436,754	1,758,937	1,571,610	1,696,300
01114430	Animal Services	2,743,829	3,073,631	3,145,710	3,189,240
01114435	Criminal Investigations	6,482,084	6,873,259	7,038,890	7,289,790
01114440	Crimes Against Persons	7,512,107	7,939,859	8,163,600	8,440,980
01114441	Metropolitan Division	0	0	0	5,594,150
01114445	Special Investigations	3,365,644	3,103,497	2,289,750	1,710,260
01114448	Evidence	889,663	1,012,339	872,920	883,560
01114450	Central Distribution Center (CDC)	1,161,812	1,296,022	1,346,180	1,502,150
01114455	Forensic Services	2,316,558	2,315,269	2,255,570	2,714,200
01114460	Records Services	1,743,854	1,949,257	1,925,850	1,908,490
01114465	Communications	5,715,691	6,065,859	6,576,610	7,303,570
01114470	Vice/Narcotics	134,640	5,742	423,030	434,940
01114471	Investigations Support Services	0	0	1,433,360	1,717,510
01114475	Jail Operations	16,262,864	19,432,889	18,640,370	19,634,120
01114480	Regional Narcotic Suppression	1,598,552	1,406,483	1,619,320	617,410
01114485	Homeland Security & Emergency Management	284,803	458,947	257,670	255,960
01114490	Tobacco Retail License Program	193,654	157,546	214,150	226,150
					0
	Subtotal	121,968,326	132,069,709	131,568,820	140,755,440
FIRE DEPARTMENT					
01115330	Fire Suppression & EMS	49,960,061	51,870,917	45,640,920	49,470,160
	Subtotal	49,960,061	51,870,917	45,640,920	49,470,160
LIBRARY SERVICES					
01111110	Administration	0	0	0	776,250
01111150	Adult Services	1,252,300	1,352,701	5,414,880	1,629,530
01111160	Youth Services	874,568	852,870	0	911,410
01111180	Young Adult Services	514,950	679,690	0	694,740
01111190	Technology and Support Services	1,576,625	1,540,291	0	1,446,960
	Subtotal	4,218,443	4,425,553	5,414,880	5,458,890
PARKS, RECREATION & COMMUNITY SERVICES					
01113200	Administration	1,646,974	1,547,384	1,225,300	1,448,530
01113210	Stadium	268,788	195,275	0	0
01113220	Santa Ana Zoo at Prentice Park	2,235,578	2,189,768	2,632,270	2,757,270
01113230	Recreation & Community Services	4,794,220	5,247,627	6,356,140	7,042,420
01113250	Park Facilities	5,126,271	5,443,418	11,208,200	11,269,900
01113260	Park Building Services	1,415,563	1,577,617	0	0
	Subtotal	15,487,393	16,201,090	21,421,910	22,518,120

Acct. Unit	DEPARTMENT & DIVISION	ACTUAL FY 17-18	ACTUAL FY 18-19	ADOPTED FY 19-20	PROPOSED FY 20-21
PLANNING & BUILDING AGENCY					
01116016	Cannabis Program	0	127,532	0	0
01116500	Administration	1,884,842	1,832,984	2,440,920	2,344,140
01116510	Planning	1,918,753	3,636,514	2,967,780	2,481,870
01116520	Permit & Inspection Services	1,913,282	1,931,532	2,417,970	2,012,320
01116530	Permits & Plan Check	2,230,580	2,095,943	2,137,370	1,997,360
01116540	Code Enforcement Services	1,363,681	1,220,274	1,871,860	1,811,520
01116550	Proactive Rental Enforcement Program	304,270	475,875	694,740	603,740
01116560	Neighborhood Initiatives Program (NIP)	564,048	595,236	696,740	583,480
Subtotal		10,179,456	11,915,890	13,227,380	11,834,430
FINANCE & MANAGEMENT SERVICES					
01110100	Management & Support	992,605	1,075,490	1,390,320	1,327,440
01110110	Accounting	2,042,376	2,135,454	2,835,530	2,594,910
01110115	Payroll	544,796	734,970	832,100	963,660
01110016	Cannabis Program	0	35,248	0	0
01110120	Purchasing	696,208	657,329	687,700	782,090
01110130	Treasury & Customer Service	962,868	1,352,664	3,925,540	2,676,800
01110131	Municipal Utility Services	0	0	0	928,940
Subtotal		5,238,854	5,991,155	9,671,190	9,273,840
PUBLIC WORKS AGENCY					
01117605	City Facilities	0	0	0	125,000
01117620	Traffic/Transportation Engineering	2,369,248	3,891,907	3,617,180	2,641,340
01117621	Bus Shelter Program	0	0	150,000	550,000
01117625	Roadway Marking/Signs	536,253	1,127,884	568,000	593,000
01117630	Streetlight Maintenance	2,485,446	2,152,271	3,068,370	3,136,470
01117642	Graffiti Abatement Program	1,161,335	1,101,594	1,183,320	1,488,130
01117643	Street Trees	0	1,661,378	4,568,960	4,964,630
01117650	Santa Ana Regional Transportation Center (SARTC) Maintenance	11,007	36,889	0	0
Subtotal		6,563,290	9,971,922	13,155,830	13,498,570
COMMUNITY DEVELOPMENT AGENCY					
01118810	Economic Development	920,291	916,920	1,193,520	930,770
01118811	Homeless Services	0	255,284	420,000	524,890
01118812	Community Development Agency - Administration	0	0	0	105,990
01118825	Sales Tax Rebate	0	181,391	1,740,000	2,000,000
Subtotal		920,291	1,353,596	3,353,520	3,561,650

Acct. Unit	DEPARTMENT & DIVISION	ACTUAL FY 17-18	ACTUAL FY 18-19	ADOPTED FY 19-20	PROPOSED FY 20-21
GENERAL NON-DEPARTMENTAL					
01105020	Unfunded Pension Liability	0	0	37,142,340	41,617,330
	Subtotal	0	0	37,142,340	41,617,330
CITY MANAGER'S OFFICE					
01105015	General Non-Departmental	3,619,964	4,782,655	4,794,540	1,182,300
01103010	City Manager's Office	1,947,913	2,536,336	2,206,270	1,727,880
01103011	Civic Center Safety & Security	14,020	0	0	0
01104012	Legislative Affairs	446,424	448,941	502,170	489,780
	Subtotal	6,028,321	7,767,932	7,502,980	3,399,960
CITY ATTORNEY'S OFFICE					
01108016	Cannabis Program	0	535,216	0	0
01108032	City Attorney's Office	2,752,087	2,777,227	3,219,780	2,950,260
	Subtotal	2,752,087	3,312,444	3,219,780	2,950,260
HUMAN RESOURCES					
01109050	Human Resources	1,288,474	1,699,480	2,490,360	2,897,790
	Subtotal	1,288,474	1,699,480	2,490,360	2,897,790
BOWERS MUSEUM					
01112030		1,468,035	1,472,784	1,473,430	1,473,430
	Subtotal	1,468,035	1,472,784	1,473,430	1,473,430
CLERK OF THE COUNCIL'S OFFICE					
01107031	Clerk Administration	914,610	1,306,248	1,682,560	1,355,600
	Subtotal	914,610	1,306,248	1,682,560	1,355,600
TOTAL GENERAL FUND EXPENDITURES		226,987,640	249,358,719	296,965,900	310,065,470
TRANSFERS OUT					
01106019	Transfer to Fund 012 <i>Canabis Public Benefit Fund</i>	0	0	6,153,300	6,766,700
01106019	Transfer to Fund 051 <i>Capital Project/Debt Payment</i>	292,000	292,000	292,000	292,000
01106019	Transfer to Fund 052 <i>Strategic Plan</i>	0	1,401,672	2,494,500	0
01106019	Transfer to Fund 067 <i>Santa Ana Regional Transportation Center (SARTC)</i>	0	0	0	1,100,000
01106019	Transfer to Fund 074 <i>Civic Center Maintenance</i>	1,179,404	1,179,404	1,179,400	1,179,400
01106019	Transfer to Fund 400 <i>Police Building (Debt Payment)</i>	4,622,660	4,622,660	4,621,750	4,623,300
01106019	Transfer to Fund 404 <i>COSA Lease Financing (Debt Payment)</i>	4,418,020	4,412,751	4,420,830	4,421,160
		10,512,084	11,908,487	19,161,780	18,382,560
TOTAL GENERAL FUND USES		237,499,724	261,267,206	316,127,680	328,448,030

Budget Details



General Fund



**GENERAL FUND
DEPARTMENT RESOURCE SUMMARY**

CITY MANAGER

ACTIVITIES	ACTUAL FY 17-18	ACTUAL FY 18-19	ADOPTED FY 19-20	PROPOSED FY 20-21
EXPENDITURES				
01103010 CITY MANAGER	1,947,913	2,536,336	2,206,270	1,727,880
01103011 CIVIC CENTER SAFETY & SECURITY	14,020	0	0	0
TOTAL EXPENDITURES	1,961,933	2,536,336	2,206,270	1,727,880
OPERATING EXPENSES	ACTUAL FY 17-18	ACTUAL FY 18-19	ADOPTED FY 19-20	PROPOSED FY 20-21
61000 SALARIES & BENEFITS	1,768,450	2,139,336	1,713,390	1,268,300
62000 CONTRACTUALS	117,636	202,306	216,500	198,300
63000 COMMODITIES	20,411	30,815	37,500	38,350
65000 FIXED CHARGES	55,436	163,879	238,880	222,930
TOTAL	1,961,933	2,536,336	2,206,270	1,727,880

GENERAL FUND

CITY MANAGER		ACCOUNTING UNIT			
CITY MANAGER		01103010			
Account Code	LINE ITEM RESOURCES	ACTUAL FY 17-18	ACTUAL FY 18-19	ADOPTED FY 19-20	PROPOSED FY 20-21
61000	Salaries Regular	1,117,711	1,437,179	1,321,610	890,910
61010	Salaries Cash Out/Separation	37,732	115,947	0	0
61020	Salaries Part-Time	109,809	14,669	0	0
61040	Salaries Overtime	27,491	45,907	0	0
61100	Retirement-Employer Normal Cost	277,954	35,155	68,030	123,110
61101	Retirement - Employer Unfunded	0	287,523	0	0
61110	Part-Time Retirement	505	550	0	0
61120	Medicare Insurance	17,312	18,634	18,050	18,850
61130	Health Insurance	148,875	136,996	191,500	153,200
61170	Retiree Health Benefits	0	0	0	3,380
61180	Worker Compensation Insurance	31,059	46,775	114,200	78,850
	SUBTOTAL SALARIES & BENEFITS	1,768,450	2,139,336	1,713,390	1,268,300
62010	Communications	39,628	43,730	29,200	80,000
62120	Training, Transportation, Meetings	13,367	14,212	35,000	35,000
62130	Tuition Reimbursement	0	2,580	0	0
62140	Membership, Subscription & Dues	6,398	4,871	15,000	10,000
62300	Contract Services-Professional	35,223	129,413	113,300	43,300
62600	Parking Validation	0	0	0	6,000
62700	Auto Expense	9,000	7,500	24,000	24,000
	SUBTOTAL CONTRACTUALS	103,616	202,306	216,500	198,300
63001	Miscellaneous Operating Expenses	20,034	30,220	35,500	35,500
63300	Gas & Diesel	377	595	2,000	2,850
	SUBTOTAL COMMODITIES	20,411	30,815	37,500	38,350
65000	Building Rental	39,510	39,509	49,860	49,860
65010	Rental City Equipment	7,280	5,940	6,800	6,800
65011	Equipment Replacement Charges	8,304	6,120	6,200	6,200
65012	Accident Repair & Replacement	192	504	600	600
65040	IT Maintenance Charge	0	0	60,240	60,240
65100	Insurance Charges	150	111,806	111,810	91,960
65105	Benefits Overhead	0	0	0	3,820
65210	Delivery Charges	0	0	3,370	3,450
	SUBTOTAL FIXED CHARGES	55,436	163,879	238,880	222,930
	TOTAL	1,947,913	2,536,336	2,206,270	1,727,880

GENERAL FUND

CITY MANAGER		ACCOUNTING UNIT			
CIVIC CENTER SAFETY & SECURITY		01103011			
Account Code	LINE ITEM RESOURCES	ACTUAL FY 17-18	ACTUAL FY 18-19	ADOPTED FY 19-20	PROPOSED FY 20-21
62300	Contract Services-Professional	14,020	0	0	0
	SUBTOTAL CONTRACTUALS	14,020	0	0	0
	TOTAL	14,020	0	0	0

**GENERAL FUND
DEPARTMENT RESOURCE SUMMARY**

CITY COUNCIL

ACTIVITIES		ACTUAL FY 17-18	ACTUAL FY 18-19	ADOPTED FY 19-20	PROPOSED FY 20-21
EXPENDITURES					
01104012	CITY COUNCIL LEGISLATIVE	446,424	448,941	502,170	489,780
	TOTAL EXPENDITURES	446,424	448,941	502,170	489,780
OPERATING EXPENSES		ACTUAL FY 17-18	ACTUAL FY 18-19	ADOPTED FY 19-20	PROPOSED FY 20-21
61000	SALARIES & BENEFITS	178,356	168,018	138,890	122,260
62000	CONTRACTUALS	178,580	190,487	258,500	258,500
63000	COMMODITIES	28,270	31,173	30,000	34,000
65000	FIXED CHARGES	61,218	59,264	74,780	75,020
	TOTAL	446,424	448,941	502,170	489,780

GENERAL FUND

CITY COUNCIL		ACCOUNTING UNIT			
CITY COUNCIL LEGISLATIVE		01104012			
Account Code	LINE ITEM RESOURCES	ACTUAL FY 17-18	ACTUAL FY 18-19	ADOPTED FY 19-20	PROPOSED FY 20-21
61020	Salaries Part-Time	84,050	81,850	84,000	84,000
61100	Retirement-Employer Normal Cost	8,511	1,214	2,640	2,000
61101	Retirement - Employer Unfunded	0	9,927	0	0
61110	Part-Time Retirement	1,444	1,608	1,240	500
61120	Medicare Insurance	1,743	1,698	1,300	1,000
61130	Health Insurance	82,246	71,722	49,710	34,760
61180	Worker Compensation Insurance	362	0	0	0
	SUBTOTAL SALARIES & BENEFITS	178,356	168,018	138,890	122,260
62010	Communications	3,897	3,513	4,500	4,500
62120	Training, Transportation, Meetings	22,548	19,736	28,000	28,000
62140	Membership, Subscription & Dues	275	2,436	7,000	7,000
62300	Contract Services-Professional	61,830	61,832	161,700	161,700
62600	Parking Validation	48,031	62,969	15,300	15,300
62700	Auto Expense	42,000	40,000	42,000	42,000
	SUBTOTAL CONTRACTUALS	178,580	190,487	258,500	258,500
63001	Miscellaneous Operating Expenses	17,870	22,762	16,000	20,000
63030	Legislative Community Events S	10,400	8,411	14,000	14,000
	SUBTOTAL COMMODITIES	28,270	31,173	30,000	34,000
65000	Building Rental	59,263	59,264	74,780	74,780
65100	Insurance Charges	1,955	0	0	0
65105	Benefits Overhead	0	0	0	240
	SUBTOTAL FIXED CHARGES	61,218	59,264	74,780	75,020
	TOTAL	446,424	448,941	502,170	489,780

**GENERAL FUND
DEPARTMENT RESOURCE SUMMARY**

GENERAL NON-DEP

ACTIVITIES		ACTUAL FY 17-18	ACTUAL FY 18-19	ADOPTED FY 19-20	PROPOSED FY 20-21
EXPENDITURES					
01105015	GENERAL NON-DEPARTMENTAL	3,619,964	4,782,655	4,794,540	1,182,300
01105020	UNFUNDED LIABILITY (UAL)	0	0	37,142,340	41,617,330
	TOTAL EXPENDITURES	3,619,964	4,782,655	41,936,880	42,799,630
OPERATING EXPENSES		ACTUAL FY 17-18	ACTUAL FY 18-19	ADOPTED FY 19-20	PROPOSED FY 20-21
61000	SALARIES & BENEFITS	45,323	109,626	37,142,340	41,617,330
62000	CONTRACTUALS	453,625	595,363	1,134,940	522,700
63000	COMMODITIES	23,882	19,509	22,500	22,500
65000	FIXED CHARGES	2,634,865	3,424,037	0	0
67000	DEBT SERVICE	462,268	634,120	637,100	637,100
69000	MISCELLANEOUS	0	0	3,000,000	0
	TOTAL	3,619,964	4,782,655	41,936,880	42,799,630

GENERAL FUND

GENERAL NON-DEP		ACCOUNTING UNIT			
GENERAL NON-DEPARTMENTAL		01105015			
Account Code	LINE ITEM RESOURCES	ACTUAL FY 17-18	ACTUAL FY 18-19	ADOPTED FY 19-20	PROPOSED FY 20-21
61000	Salaries Regular	1,221	0	0	0
61020	Salaries Part-Time	2,559	0	0	0
61040	Salaries Overtime	40,826	783	0	0
61100	Retirement-Employer Normal Cost	363	0	0	0
61101	Retirement - Employer Unfunded	0	108,843	0	0
61110	Part-Time Retirement	59	0	0	0
61120	Medicare Insurance	46	0	0	0
61130	Health Insurance	122	0	0	0
61180	Worker Compensation Insurance	127	0	0	0
	SUBTOTAL SALARIES & BENEFITS	45,323	109,626	0	0
62120	Training, Transportation, Meetings	0	38	0	0
62140	Membership, Subscription & Dues	149,871	167,078	278,990	255,700
62300	Contract Services-Professional	303,292	428,247	849,950	267,000
62600	Parking Validation	462	0	6,000	0
	SUBTOTAL CONTRACTUALS	453,625	595,363	1,134,940	522,700
63001	Miscellaneous Operating Expenses	23,882	19,509	22,500	22,500
	SUBTOTAL COMMODITIES	23,882	19,509	22,500	22,500
65050	IT Department Specific	2,632,230	3,424,037	0	0
65100	Insurance Charges	2,635	0	0	0
	SUBTOTAL FIXED CHARGES	2,634,865	3,424,037	0	0
67100	Principal-Debt Services	294,259	483,147	500,700	518,900
67110	Interest-Debt Services	168,010	150,973	136,400	118,200
	SUBTOTAL DEBT SERVICE	462,268	634,120	637,100	637,100
69011	Reserve Appropriation	0	0	3,000,000	0
	SUBTOTAL MISCELLANEOUS	0	0	3,000,000	0
	TOTAL	3,619,964	4,782,655	4,794,540	1,182,300

GENERAL FUND

GENERAL NON-DEP		ACCOUNTING UNIT			
UNFUNDED LIABILITY (UAL)		01105020			
Account Code	LINE ITEM RESOURCES	ACTUAL FY 17-18	ACTUAL FY 18-19	ADOPTED FY 19-20	PROPOSED FY 20-21
61102	Retirement- Employer Unfunded- Miscellaneous	0	0	14,497,800	16,265,880
61103	Retirement- Employer Unfunded - Police	0	0	15,081,260	17,085,900
61104	Retirement - Employer Unfunded - Fire	0	0	7,563,280	8,265,550
	SUBTOTAL SALARIES & BENEFITS	0	0	37,142,340	41,617,330
	TOTAL	0	0	37,142,340	41,617,330

**GENERAL FUND
DEPARTMENT RESOURCE SUMMARY**

INTERFUND TRANSFERS

ACTIVITIES		ACTUAL FY 17-18	ACTUAL FY 18-19	ADOPTED FY 19-20	PROPOSED FY 20-21
EXPENDITURES					
01106019	GENERAL FUND: INTERFUND TRANSFERS	10,512,084	11,908,487	19,161,780	18,382,560
	TOTAL EXPENDITURES	10,512,084	11,908,487	19,161,780	18,382,560
OPERATING EXPENSES		ACTUAL FY 17-18	ACTUAL FY 18-19	ADOPTED FY 19-20	PROPOSED FY 20-21
68000	TRANSFERS	10,512,084	11,908,487	19,161,780	18,382,560
	TOTAL	10,512,084	11,908,487	19,161,780	18,382,560

GENERAL FUND

INTERFUND TRANSFERS		ACCOUNTING UNIT			
GENERAL FUND: INTERFUND TRANSFERS		01106019			
Account Code	LINE ITEM RESOURCES	ACTUAL FY 17-18	ACTUAL FY 18-19	ADOPTED FY 19-20	PROPOSED FY 20-21
68000	Transfer to Fund 012 (Cannabis Public Benefit)	0	0	6,153,300	6,766,700
68000	Transfer to Fund 051	292,000	292,000	292,000	292,000
68000	Transfer to Fund 052 (Strategic Plan)	0	1,401,672	2,494,500	0
68000	Transfer to Fund 067	0	0	0	1,100,000
68000	Transfer to Fund 074	1,179,404	1,179,404	1,179,400	1,179,400
68000	Transfer to Fund 400 (Police Debt Service)	4,622,660	4,622,660	4,621,750	4,623,300
68000	Transfer to Fund 404 (Police Bldg/Ross Annex Debt)	4,418,020	4,412,751	4,420,830	4,421,160
	SUBTOTAL TRANSFERS	10,512,084	11,908,487	19,161,780	18,382,560
	TOTAL	10,512,084	11,908,487	19,161,780	18,382,560

**GENERAL FUND
DEPARTMENT RESOURCE SUMMARY**

CLERK OF THE COUNCIL

ACTIVITIES		ACTUAL FY 17-18	ACTUAL FY 18-19	ADOPTED FY 19-20	PROPOSED FY 20-21
EXPENDITURES					
01107031	CLERK OF THE COUNCIL - ADMIN	914,610	1,306,248	1,682,560	1,355,600
	TOTAL EXPENDITURES	914,610	1,306,248	1,682,560	1,355,600
OPERATING EXPENSES		ACTUAL FY 17-18	ACTUAL FY 18-19	ADOPTED FY 19-20	PROPOSED FY 20-21
61000	SALARIES & BENEFITS	639,578	791,821	681,040	603,230
62000	CONTRACTUALS	192,622	397,538	862,400	576,400
63000	COMMODITIES	32,382	40,228	12,000	35,000
65000	FIXED CHARGES	50,029	76,661	127,120	140,970
	TOTAL	914,610	1,306,248	1,682,560	1,355,600

GENERAL FUND

CLERK OF THE COUNCIL		ACCOUNTING UNIT			
CLERK OF THE COUNCIL - ADMIN		01107031			
Account Code	LINE ITEM RESOURCES	ACTUAL FY 17-18	ACTUAL FY 18-19	ADOPTED FY 19-20	PROPOSED FY 20-21
61000	Salaries Regular	414,929	450,936	476,780	357,500
61010	Salaries Cash Out/Separation	0	58,975	0	0
61020	Salaries Part-Time	12,693	20,787	58,700	58,700
61040	Salaries Overtime	6,587	14,127	4,000	7,000
61100	Retirement-Employer Normal Cost	119,953	15,823	22,500	29,950
61101	Retirement - Employer Unfunded	0	129,414	0	0
61110	Part-Time Retirement	40	766	900	900
61120	Medicare Insurance	6,325	7,351	6,490	7,330
61130	Health Insurance	67,575	66,939	75,660	109,400
61180	Worker Compensation Insurance	11,475	26,702	36,010	32,450
	SUBTOTAL SALARIES & BENEFITS	639,578	791,821	681,040	603,230
62010	Communications	6,949	7,474	2,500	2,500
62120	Training, Transportation, Meetings	7,619	5,244	3,000	3,000
62123	Meals	0	0	7,000	7,000
62140	Membership, Subscription & Dues	1,870	570	2,000	2,000
62200	Advertising	24,478	49,412	6,000	6,000
62300	Contract Services-Professional	142,645	329,283	832,900	546,900
62600	Parking Validation	3,060	2,055	3,000	3,000
62700	Auto Expense	6,000	3,500	6,000	6,000
	SUBTOTAL CONTRACTUALS	192,622	397,538	862,400	576,400
63001	Miscellaneous Operating Expenses	32,382	40,228	12,000	35,000
	SUBTOTAL COMMODITIES	32,382	40,228	12,000	35,000
65000	Building Rental	41,404	41,404	60,060	60,060
65040	IT Maintenance Charge	0	0	30,120	30,120
65100	Insurance Charges	8,625	35,257	35,260	47,560
65105	Benefits Overhead	0	0	0	1,550
65210	Delivery Charges	0	0	1,680	1,680
	SUBTOTAL FIXED CHARGES	50,029	76,661	127,120	140,970
	TOTAL	914,610	1,306,248	1,682,560	1,355,600

**GENERAL FUND
DEPARTMENT RESOURCE SUMMARY**

CITY ATTORNEY

ACTIVITIES		ACTUAL FY 17-18	ACTUAL FY 18-19	ADOPTED FY 19-20	PROPOSED FY 20-21
EXPENDITURES					
01108016	CAO - MMD AND ADULT USE	0	535,216	0	0
01108032	CITY ATTORNEY	2,752,087	2,777,227	3,219,780	2,950,260
	TOTAL EXPENDITURES	2,752,087	3,312,444	3,219,780	2,950,260
OPERATING EXPENSES		ACTUAL FY 17-18	ACTUAL FY 18-19	ADOPTED FY 19-20	PROPOSED FY 20-21
61000	SALARIES & BENEFITS	1,945,361	2,317,132	1,712,320	1,872,430
62000	CONTRACTUALS	652,752	714,722	1,105,000	695,000
63000	COMMODITIES	19,063	30,591	40,000	40,000
65000	FIXED CHARGES	129,820	246,601	341,160	342,830
66000	CAPITAL	5,091	3,398	21,300	0
	TOTAL	2,752,087	3,312,444	3,219,780	2,950,260

GENERAL FUND

CITY ATTORNEY		ACCOUNTING UNIT			
CITY ATTORNEY REVENUE		01108002			
Account Code	LINE ITEM RESOURCES	ACTUAL FY 17-18	ACTUAL FY 18-19	ADOPTED FY 19-20	PROPOSED FY 20-21
57100	Attorney Reimbursement	1,018,765	0	700,000	0
	SUBTOTAL REVENUES	1,018,765	0	700,000	0
	TOTAL	1,018,765	0	700,000	0

GENERAL FUND

CITY ATTORNEY		ACCOUNTING UNIT			
CAO - MMD AND ADULT USE		01108016			
Account Code	LINE ITEM RESOURCES	ACTUAL FY 17-18	ACTUAL FY 18-19	ADOPTED FY 19-20	PROPOSED FY 20-21
61000	Salaries Regular	0	243,155	0	0
61100	Retirement-Employer Normal Cost	0	22,459	0	0
61101	Retirement - Employer Unfunded	0	183,683	0	0
61120	Medicare Insurance	0	3,402	0	0
61130	Health Insurance	0	41,723	0	0
61180	Worker Compensation Insurance	0	17,602	0	0
	SUBTOTAL SALARIES & BENEFITS	0	512,025	0	0
63001	Miscellaneous Operating Expenses	0	315	0	0
	SUBTOTAL COMMODITIES	0	315	0	0
65100	Insurance Charges	0	22,876	0	0
	SUBTOTAL FIXED CHARGES	0	22,876	0	0
	TOTAL	0	535,216	0	0

GENERAL FUND

CITY ATTORNEY		ACCOUNTING UNIT			
CITY ATTORNEY		01108032			
Account Code	LINE ITEM RESOURCES	ACTUAL FY 17-18	ACTUAL FY 18-19	ADOPTED FY 19-20	PROPOSED FY 20-21
61000	Salaries Regular	1,298,198	1,046,018	1,303,110	1,370,200
61010	Salaries Cash Out/Separation	0	4,769	0	0
61020	Salaries Part-Time	0	4,308	0	0
61040	Salaries Overtime	405	0	0	0
61100	Retirement-Employer Normal Cost	382,876	54,380	104,310	153,830
61101	Retirement - Employer Unfunded	0	444,757	0	0
61110	Part-Time Retirement	0	162	0	0
61120	Medicare Insurance	18,318	14,945	20,380	24,210
61130	Health Insurance	204,878	159,388	182,520	230,870
61170	Retiree Health Benefits	0	0	0	12,770
61180	Worker Compensation Insurance	40,685	76,380	102,000	80,550
	SUBTOTAL SALARIES & BENEFITS	1,945,361	1,805,107	1,712,320	1,872,430
62010	Communications	37,755	29,935	31,300	31,300
62120	Training, Transportation, Meetings	10,843	6,005	10,000	10,000
62140	Membership, Subscription & Dues	9,644	3,675	12,000	12,000
62300	Contract Services-Professional	584,549	657,132	1,042,400	632,400
62302	Contracted Vendor Personnel Services	461	8,476	5,000	5,000
62600	Parking Validation	9,500	9,500	4,300	4,300
	SUBTOTAL CONTRACTUALS	652,752	714,722	1,105,000	695,000
63001	Miscellaneous Operating Expenses	19,063	30,276	40,000	40,000
	SUBTOTAL COMMODITIES	19,063	30,276	40,000	40,000
65000	Building Rental	124,460	124,460	161,610	161,610
65040	IT Maintenance Charge	0	0	78,310	78,310
65100	Insurance Charges	5,360	99,264	99,860	97,760
65105	Benefits Overhead	0	0	0	3,770
65210	Delivery Charges	0	0	1,380	1,380
	SUBTOTAL FIXED CHARGES	129,820	223,724	341,160	342,830
66510	Computer Software	0	0	12,000	0
66600	Books Records Video	5,091	3,398	9,300	0
	SUBTOTAL CAPITAL	5,091	3,398	21,300	0
	TOTAL	2,752,087	2,777,227	3,219,780	2,950,260

**GENERAL FUND
DEPARTMENT RESOURCE SUMMARY**

HUMAN RESOURCES

ACTIVITIES		ACTUAL FY 17-18	ACTUAL FY 18-19	ADOPTED FY 19-20	PROPOSED FY 20-21
EXPENDITURES					
01109050	HUMAN RESOURCES	1,288,474	1,699,480	2,490,360	2,897,790
	TOTAL EXPENDITURES	1,288,474	1,699,480	2,490,360	2,897,790
OPERATING EXPENSES		ACTUAL FY 17-18	ACTUAL FY 18-19	ADOPTED FY 19-20	PROPOSED FY 20-21
61000	SALARIES & BENEFITS	1,049,801	1,287,902	1,687,410	2,239,140
62000	CONTRACTUALS	151,254	249,271	573,700	398,200
63000	COMMODITIES	62,829	97,757	70,800	67,800
65000	FIXED CHARGES	24,589	64,550	158,450	192,650
	TOTAL	1,288,474	1,699,480	2,490,360	2,897,790

GENERAL FUND

HUMAN RESOURCES		ACCOUNTING UNIT			
HUMAN RESOURCES		01109050			
Account Code	LINE ITEM RESOURCES	ACTUAL FY 17-18	ACTUAL FY 18-19	ADOPTED FY 19-20	PROPOSED FY 20-21
61000	Salaries Regular	580,386	539,069	1,175,480	1,300,410
61010	Salaries Cash Out/Separation	6,641	6,364	0	30,000
61020	Salaries Part-Time	106,271	158,534	158,420	402,780
61040	Salaries Overtime	1,215	24	10,800	10,800
61100	Retirement-Employer Normal Cost	196,480	39,862	65,250	106,220
61101	Retirement - Employer Unfunded	0	326,017	0	0
61110	Part-Time Retirement	341	127	1,100	8,100
61120	Medicare Insurance	9,671	9,809	16,710	24,240
61130	Health Insurance	136,723	130,880	205,360	259,460
61170	Retiree Health Benefits	0	0	0	4,180
61180	Worker Compensation Insurance	12,074	77,215	54,290	92,950
	SUBTOTAL SALARIES & BENEFITS	1,049,801	1,287,902	1,687,410	2,239,140
62010	Communications	12,465	14,188	12,000	18,000
62120	Training, Transportation, Meetings	13,919	14,084	29,500	55,000
62140	Membership, Subscription & Dues	1,258	2,905	6,000	20,000
62200	Advertising	0	0	0	10,000
62300	Contract Services-Professional	95,040	208,817	495,500	257,800
62302	Contracted Vendor Personnel Services	27,375	8,077	17,500	0
62322	Maintenance & Repair Machinery	397	0	10,000	5,000
62600	Parking Validation	0	0	2,000	30,000
62700	Auto Expense	800	1,200	1,200	2,400
	SUBTOTAL CONTRACTUALS	151,254	249,271	573,700	398,200
63000	Office Supplies	0	0	1,000	0
63001	Miscellaneous Operating Expenses	62,829	97,757	69,800	67,800
	SUBTOTAL COMMODITIES	62,829	97,757	70,800	67,800
65000	Building Rental	19,209	19,209	40,320	40,320
65040	IT Maintenance Charge	0	0	53,010	53,010
65100	Insurance Charges	5,380	45,341	63,060	92,820
65105	Benefits Overhead	0	0	0	4,440
65210	Delivery Charges	0	0	2,060	2,060
	SUBTOTAL FIXED CHARGES	24,589	64,550	158,450	192,650
	TOTAL	1,288,474	1,699,480	2,490,360	2,897,790

**GENERAL FUND
DEPARTMENT RESOURCE SUMMARY**

FINANCE DEPARTMENT

ACTIVITIES	ACTUAL FY 17-18	ACTUAL FY 18-19	ADOPTED FY 19-20	PROPOSED FY 20-21
EXPENDITURES				
01110016 FIN/MGMT SVS-MMD AND ADULT USE	0	35,248	0	0
01110100 FIN/MGMT SVS-MANAGEMENT & SUPT	992,605	1,075,490	1,390,320	1,327,440
01110110 FIN/MGMT SVS-ACCOUNTING	2,042,376	2,135,454	2,835,530	2,594,910
01110115 FIN/MGMT SVS-PAYROLL	544,796	734,970	832,100	963,660
01110120 FIN/MGMT SVS-PURCHASING	696,208	657,329	687,700	782,090
01110130 FIN/MGMT SVS-TREAS/CUST SVS	962,868	1,352,664	3,925,540	2,676,800
01110131 FIN/MGMT SVS-MUNICIPAL UTILITY SERVICES	0	0	0	928,940
TOTAL EXPENDITURES	5,238,854	5,991,155	9,671,190	9,273,840
OPERATING EXPENSES	ACTUAL FY 17-18	ACTUAL FY 18-19	ADOPTED FY 19-20	PROPOSED FY 20-21
61000 SALARIES & BENEFITS	5,958,364	6,370,377	6,992,390	6,959,660
62000 CONTRACTUALS	913,902	789,652	984,700	1,078,180
63000 COMMODITIES	174,107	178,398	233,100	198,790
65000 FIXED CHARGES	(1,869,647)	(1,408,117)	1,258,230	945,120
66000 CAPITAL	0	0	141,000	30,000
68000 TRANSFERS	52,535	52,535	52,270	52,590
69000 MISCELLANEOUS	9,593	8,309	9,500	9,500
TOTAL	5,238,854	5,991,155	9,671,190	9,273,840

GENERAL FUND

FINANCE DEPARTMENT		ACCOUNTING UNIT			
FIN/MGMT SVS-MMD AND ADULT USE		01110016			
Account Code	LINE ITEM RESOURCES	ACTUAL FY 17-18	ACTUAL FY 18-19	ADOPTED FY 19-20	PROPOSED FY 20-21
62300	Contract Services-Professional	0	35,248	0	0
	SUBTOTAL CONTRACTUALS	0	35,248	0	0
	TOTAL	0	35,248	0	0

GENERAL FUND

FINANCE DEPARTMENT		ACCOUNTING UNIT			
FIN/MGMT SVS-MANAGEMENT & SUPT		01110100			
Account Code	LINE ITEM RESOURCES	ACTUAL FY 17-18	ACTUAL FY 18-19	ADOPTED FY 19-20	PROPOSED FY 20-21
61000	Salaries Regular	557,501	512,435	866,640	761,340
61010	Salaries Cash Out/Separation	2,453	63,416	0	0
61020	Salaries Part-Time	47,849	27,315	53,400	53,400
61040	Salaries Overtime	3,206	105	5,000	5,000
61100	Retirement-Employer Normal Cost	160,998	24,706	51,230	60,980
61101	Retirement - Employer Unfunded	0	202,062	0	0
61110	Part-Time Retirement	1,782	1,024	2,100	2,100
61120	Medicare Insurance	7,582	7,206	12,430	13,490
61130	Health Insurance	96,601	78,382	146,230	113,540
61170	Retiree Health Benefits	0	0	0	4,130
61180	Worker Compensation Insurance	13,152	27,048	35,520	51,930
	SUBTOTAL SALARIES & BENEFITS	891,124	943,699	1,172,550	1,065,910
62010	Communications	15,401	16,490	14,000	14,000
62120	Training, Transportation, Meetings	5,042	8,713	7,500	7,500
62140	Membership, Subscription & Dues	1,701	1,319	2,700	7,700
62300	Contract Services-Professional	21,957	14,917	63,500	84,020
62600	Parking Validation	365	1,083	1,000	1,000
62700	Auto Expense	2,100	1,750	6,000	6,000
	SUBTOTAL CONTRACTUALS	46,567	44,272	94,700	120,220
63001	Miscellaneous Operating Expenses	23,882	29,451	21,600	16,600
	SUBTOTAL COMMODITIES	23,882	29,451	21,600	16,600
65000	Building Rental	24,205	24,205	25,530	25,530
65040	IT Maintenance Charge	0	0	40,360	40,360
65100	Insurance Charges	6,827	33,863	34,770	55,350
65105	Benefits Overhead	0	0	0	2,660
65210	Delivery Charges	0	0	810	810
	SUBTOTAL FIXED CHARGES	31,032	58,068	101,470	124,710
	TOTAL	992,605	1,075,490	1,390,320	1,327,440

GENERAL FUND

FINANCE DEPARTMENT		ACCOUNTING UNIT			
FIN/MGMT SVS-ACCOUNTING		01110110			
Account Code	LINE ITEM RESOURCES	ACTUAL FY 17-18	ACTUAL FY 18-19	ADOPTED FY 19-20	PROPOSED FY 20-21
61000	Salaries Regular	1,182,845	1,180,458	1,582,690	1,297,030
61010	Salaries Cash Out/Separation	68,432	9,623	71,400	20,000
61020	Salaries Part-Time	71,822	62,399	100,900	106,650
61040	Salaries Overtime	18,759	11,706	32,400	32,400
61100	Retirement-Employer Normal Cost	343,443	54,266	96,540	135,150
61101	Retirement - Employer Unfunded	0	334,977	0	0
61110	Part-Time Retirement	2,689	2,340	3,700	4,000
61120	Medicare Insurance	15,777	16,808	21,740	25,090
61130	Health Insurance	215,295	244,344	364,440	361,530
61170	Retiree Health Benefits	0	0	0	1,430
61180	Worker Compensation Insurance	23,927	56,680	71,380	95,020
	SUBTOTAL SALARIES & BENEFITS	1,942,990	1,973,601	2,345,190	2,078,300
62010	Communications	10,227	8,719	9,300	9,300
62120	Training, Transportation, Meetings	5,963	13,397	15,000	15,000
62140	Membership, Subscription & Dues	1,445	1,166	7,600	7,600
62300	Contract Services-Professional	133,155	120,086	190,500	180,000
62700	Auto Expense	600	500	0	0
	SUBTOTAL CONTRACTUALS	151,389	143,869	222,400	211,900
63001	Miscellaneous Operating Expenses	27,041	23,479	37,900	37,900
	SUBTOTAL COMMODITIES	27,041	23,479	37,900	37,900
65000	Building Rental	39,130	39,130	41,260	41,260
65040	IT Maintenance Charge	0	0	117,280	117,280
65100	Insurance Charges	6,826	70,961	69,880	101,280
65105	Benefits Overhead	0	0	0	4,870
65200	Charges To Other Departments	(125,000)	0	0	0
65210	Delivery Charges	0	0	1,620	2,120
65220	Treasury Services Charges	0	(115,585)	0	0
	SUBTOTAL FIXED CHARGES	(79,044)	(5,494)	230,040	266,810
	TOTAL	2,042,376	2,135,454	2,835,530	2,594,910

GENERAL FUND

FINANCE DEPARTMENT		ACCOUNTING UNIT			
FIN/MGMT SVS-PAYROLL		01110115			
Account Code	LINE ITEM RESOURCES	ACTUAL FY 17-18	ACTUAL FY 18-19	ADOPTED FY 19-20	PROPOSED FY 20-21
61000	Salaries Regular	330,801	417,103	586,180	606,340
61010	Salaries Cash Out/Separation	0	4,812	0	0
61020	Salaries Part-Time	15,200	15,885	15,800	14,800
61040	Salaries Overtime	26,519	24,787	13,400	13,400
61100	Retirement-Employer Normal Cost	86,404	7,067	14,500	29,020
61101	Retirement - Employer Unfunded	0	57,799	0	0
61110	Part-Time Retirement	570	596	600	650
61120	Medicare Insurance	5,069	6,337	6,830	8,880
61130	Health Insurance	61,547	79,236	96,170	120,770
61170	Retiree Health Benefits	0	0	0	1,290
61180	Worker Compensation Insurance	6,167	20,740	25,290	33,980
	SUBTOTAL SALARIES & BENEFITS	532,278	634,363	758,770	829,130
62010	Communications	4,189	4,017	3,300	3,300
62120	Training, Transportation, Meetings	299	2,439	4,500	4,500
62140	Membership, Subscription & Dues	75	0	500	500
62300	Contract Services-Professional	3,352	64,787	3,000	53,000
62700	Auto Expense	300	250	0	0
	SUBTOTAL CONTRACTUALS	8,215	71,494	11,300	61,300
63000	Office Supplies	0	0	5,000	0
63001	Miscellaneous Operating Expenses	4,303	3,148	4,000	7,000
	SUBTOTAL COMMODITIES	4,303	3,148	9,000	7,000
65040	IT Maintenance Charge	0	0	27,710	27,710
65100	Insurance Charges	0	25,966	24,750	36,210
65105	Benefits Overhead	0	0	0	1,740
65210	Delivery Charges	0	0	570	570
	SUBTOTAL FIXED CHARGES	0	25,966	53,030	66,230
	TOTAL	544,796	734,970	832,100	963,660

GENERAL FUND

FINANCE DEPARTMENT		ACCOUNTING UNIT			
FIN/MGMT SVS-PURCHASING		01110120			
Account Code	LINE ITEM RESOURCES	ACTUAL FY 17-18	ACTUAL FY 18-19	ADOPTED FY 19-20	PROPOSED FY 20-21
61000	Salaries Regular	361,149	287,750	360,490	488,930
61010	Salaries Cash Out/Separation	10,419	4,812	0	0
61020	Salaries Part-Time	39,526	56,497	48,100	0
61040	Salaries Overtime	1,117	5,525	9,600	9,600
61100	Retirement-Employer Normal Cost	111,879	11,737	28,500	26,530
61101	Retirement - Employer Unfunded	0	95,989	0	0
61110	Part-Time Retirement	93	0	0	0
61120	Medicare Insurance	4,118	3,334	4,220	7,020
61130	Health Insurance	47,976	43,185	66,630	71,760
61180	Worker Compensation Insurance	7,329	15,898	19,550	23,060
	SUBTOTAL SALARIES & BENEFITS	583,607	524,726	537,090	626,900
62010	Communications	9,741	9,013	9,100	9,100
62120	Training, Transportation, Meetings	5,988	3,221	4,600	4,600
62140	Membership, Subscription & Dues	1,006	2,513	800	3,500
62300	Contract Services-Professional	23,946	33,881	26,000	21,260
62700	Auto Expense	300	250	0	0
	SUBTOTAL CONTRACTUALS	40,981	48,877	40,500	38,460
63001	Miscellaneous Operating Expenses	8,595	7,627	8,200	8,200
	SUBTOTAL COMMODITIES	8,595	7,627	8,200	8,200
65000	Building Rental	56,195	56,195	59,320	59,320
65040	IT Maintenance Charge	0	0	23,010	23,010
65100	Insurance Charges	6,830	19,903	19,140	24,580
65105	Benefits Overhead	0	0	0	1,180
65210	Delivery Charges	0	0	440	440
	SUBTOTAL FIXED CHARGES	63,025	76,098	101,910	108,530
	TOTAL	696,208	657,329	687,700	782,090

GENERAL FUND

FINANCE DEPARTMENT		ACCOUNTING UNIT			
FIN/MGMT SVS-TREAS/CUST SVS		01110130			
Account Code	LINE ITEM RESOURCES	ACTUAL FY 17-18	ACTUAL FY 18-19	ADOPTED FY 19-20	PROPOSED FY 20-21
61000	Salaries Regular	1,081,220	1,162,404	1,267,930	881,580
61010	Salaries Cash Out/Separation	0	49,184	0	0
61020	Salaries Part-Time	252,726	300,459	366,500	110,180
61040	Salaries Overtime	127,220	58,251	22,800	22,800
61100	Retirement-Employer Normal Cost	301,390	45,347	87,210	79,750
61101	Retirement - Employer Unfunded	0	370,880	0	0
61110	Part-Time Retirement	9,223	10,398	13,600	4,130
61120	Medicare Insurance	18,908	20,352	22,590	16,330
61130	Health Insurance	184,856	206,309	307,450	222,080
61170	Retiree Health Benefits	0	0	0	1,380
61180	Worker Compensation Insurance	32,821	70,405	90,710	92,250
	SUBTOTAL SALARIES & BENEFITS	2,008,364	2,293,988	2,178,790	1,430,480
62010	Communications	40,987	37,951	39,000	42,000
62120	Training, Transportation, Meetings	7,145	6,029	4,300	8,700
62140	Membership, Subscription & Dues	1,443	1,353	1,500	2,000
62300	Contract Services-Professional	616,874	400,311	566,400	589,000
62322	Maintenance & Repair Machinery	0	0	4,600	4,600
62700	Auto Expense	300	250	0	0
	SUBTOTAL CONTRACTUALS	666,750	445,893	615,800	646,300
63001	Miscellaneous Operating Expenses	94,584	92,894	148,900	118,400
63100	Uniforms	600	0	0	0
63300	Gas & Diesel	15,102	21,800	7,500	10,690
	SUBTOTAL COMMODITIES	110,286	114,694	156,400	129,090
65000	Building Rental	79,803	79,800	84,250	84,250
65010	Rental City Equipment	33,852	38,472	48,870	48,870
65011	Equipment Replacement Charges	8,364	10,139	12,620	12,620
65012	Accident Repair & Replacement	1,440	1,111	1,190	1,190
65040	IT Maintenance Charge	0	0	126,800	126,800
65050	IT Department Specific	0	0	407,180	0
65100	Insurance Charges	6,826	88,144	88,810	98,320
65105	Benefits Overhead	0	0	0	4,730
65210	Delivery Charges	0	0	2,060	2,060
65220	Treasury Services Charges	(2,014,945)	(1,780,420)	0	0
	SUBTOTAL FIXED CHARGES	(1,884,660)	(1,562,754)	771,780	378,840
66400	Machinery & Equipment	0	0	141,000	30,000
	SUBTOTAL CAPITAL	0	0	141,000	30,000
68000	Transfer to Fund 404 (Police Bldg/Ross Annex Debt)	52,535	52,535	52,270	52,590
	SUBTOTAL TRANSFERS	52,535	52,535	52,270	52,590
69142	Payment to other Agencies	9,465	7,930	9,500	9,500
69500	Cash Over (Shortage)	127	379	0	0
	SUBTOTAL MISCELLANEOUS	9,593	8,309	9,500	9,500
	TOTAL	962,868	1,352,664	3,925,540	2,676,800

GENERAL FUND

FINANCE DEPARTMENT		ACCOUNTING UNIT			
FIN/MGMT SVS-MUNICIPAL UTILITY SERVICES		01110131			
Account Code	LINE ITEM RESOURCES	ACTUAL FY 17-18	ACTUAL FY 18-19	ADOPTED FY 19-20	PROPOSED FY 20-21
61000	Salaries Regular	0	0	0	577,220
61020	Salaries Part-Time	0	0	0	135,970
61040	Salaries Overtime	0	0	0	50,000
61100	Retirement-Employer Normal Cost	0	0	0	43,630
61110	Part-Time Retirement	0	0	0	5,100
61120	Medicare Insurance	0	0	0	10,310
61130	Health Insurance	0	0	0	106,710
	SUBTOTAL SALARIES & BENEFITS	0	0	0	928,940
	TOTAL	0	0	0	928,940

**GENERAL FUND
DEPARTMENT RESOURCE SUMMARY**

LIBRARY

ACTIVITIES	ACTUAL FY 17-18	ACTUAL FY 18-19	ADOPTED FY 19-20	PROPOSED FY 20-21
EXPENDITURES				
01111110 ADMINISTRATION	0	0	0	776,250
01111150 ADULT SERVICES	1,252,300	1,352,701	5,414,880	1,629,530
01111160 YOUTH SERVICES	874,568	852,870	0	911,410
01111180 YOUNG ADULT SERVICES	514,950	679,690	0	694,740
01111190 TECH & SUPPORT SVCS	1,576,625	1,540,291	0	1,446,960
TOTAL EXPENDITURES	4,218,443	4,425,553	5,414,880	5,458,890
OPERATING EXPENSES	ACTUAL FY 17-18	ACTUAL FY 18-19	ADOPTED FY 19-20	PROPOSED FY 20-21
61000 SALARIES & BENEFITS	3,426,111	3,360,724	3,803,040	3,821,000
62000 CONTRACTUALS	499,688	476,060	630,960	596,060
63000 COMMODITIES	79,878	235,013	89,400	99,250
65000 FIXED CHARGES	18,656	213,476	706,280	708,080
66000 CAPITAL	192,487	140,281	167,000	211,000
67000 DEBT SERVICE	0	0	18,200	23,500
69000 MISCELLANEOUS	1,623	0	0	0
TOTAL	4,218,443	4,425,553	5,414,880	5,458,890

GENERAL FUND

LIBRARY		ACCOUNTING UNIT			
ADMINISTRATION		0111111C			
Account Code	LINE ITEM RESOURCES	ACTUAL FY 17-18	ACTUAL FY 18-19	ADOPTED FY 19-20	PROPOSED FY 20-21
61000	Salaries Regular	0	0	0	237,280
61100	Retirement-Employer Normal Cost	0	0	0	15,900
61120	Medicare Insurance	0	0	0	3,430
61130	Health Insurance	0	0	0	40,680
61170	Retiree Health Benefits	0	0	0	760
	SUBTOTAL SALARIES & BENEFITS	0	0	0	298,050
62000	Utilities	0	0	0	45,000
62010	Communications	0	0	0	33,000
62120	Training, Transportation, Meetings	0	0	0	6,000
62140	Membership, Subscription & Dues	0	0	0	12,100
62300	Contract Services-Professional	0	0	0	333,000
62600	Parking Validation	0	0	0	5,100
	SUBTOTAL CONTRACTUALS	0	0	0	434,200
63001	Miscellaneous Operating Expenses	0	0	0	20,500
	SUBTOTAL COMMODITIES	0	0	0	20,500
67003	Loan Payment-OBF	0	0	0	23,500
	SUBTOTAL DEBT SERVICE	0	0	0	23,500
	TOTAL	0	0	0	776,250

GENERAL FUND

LIBRARY		ACCOUNTING UNIT			
ADULT SERVICES		0111115C			
Account Code	LINE ITEM RESOURCES	ACTUAL FY 17-18	ACTUAL FY 18-19	ADOPTED FY 19-20	PROPOSED FY 20-21
61000	Salaries Regular	528,471	511,762	2,067,550	395,640
61010	Salaries Cash Out/Separation	0	12,591	78,000	78,000
61020	Salaries Part-Time	55,136	60,591	860,800	38,200
61040	Salaries Overtime	4,597	5,036	19,000	9,000
61100	Retirement-Employer Normal Cost	144,316	9,573	106,720	28,360
61101	Retirement - Employer Unfunded	0	78,290	0	0
61110	Part-Time Retirement	2,068	2,035	30,200	1,400
61120	Medicare Insurance	7,119	7,080	35,030	7,760
61130	Health Insurance	82,858	83,672	393,490	99,890
61180	Worker Compensation Insurance	11,109	25,866	212,250	171,990
	SUBTOTAL SALARIES & BENEFITS	835,674	796,495	3,803,040	830,240
62000	Utilities	0	0	65,500	0
62010	Communications	7,395	6,960	36,360	60
62120	Training, Transportation, Meetings	444	562	2,500	1,000
62140	Membership, Subscription & Dues	6,683	9,648	10,600	0
62300	Contract Services-Professional	273,060	290,960	406,000	6,600
62501	Operating Lease Expense	0	0	15,000	0
62600	Parking Validation	16,222	8,528	95,000	10,200
	SUBTOTAL CONTRACTUALS	303,804	316,659	630,960	17,860
63001	Miscellaneous Operating Expenses	15,451	139,059	87,400	11,000
63300	Gas & Diesel	0	0	2,000	2,850
	SUBTOTAL COMMODITIES	15,451	139,059	89,400	13,850
65000	Building Rental	0	0	340,460	340,460
65010	Rental City Equipment	0	0	10,100	10,100
65012	Accident Repair & Replacement	0	0	200	200
65040	IT Maintenance Charge	0	0	144,570	144,570
65100	Insurance Charges	7,735	49,038	207,790	200,620
65105	Benefits Overhead	0	0	0	8,470
65210	Delivery Charges	0	0	3,160	3,160
	SUBTOTAL FIXED CHARGES	7,735	49,038	706,280	707,580
66600	Books Records Video	88,425	51,450	167,000	60,000
	SUBTOTAL CAPITAL	88,425	51,450	167,000	60,000
67003	Loan Payment-OBF	0	0	18,200	0
	SUBTOTAL DEBT SERVICE	0	0	18,200	0
69135	Payment to Subagent	1,212	0	0	0
	SUBTOTAL MISCELLANEOUS	1,212	0	0	0
	TOTAL	1,252,300	1,352,701	5,414,880	1,629,530

GENERAL FUND

LIBRARY		ACCOUNTING UNIT			
YOUTH SERVICES		0111116C			
Account Code	LINE ITEM RESOURCES	ACTUAL FY 17-18	ACTUAL FY 18-19	ADOPTED FY 19-20	PROPOSED FY 20-21
61000	Salaries Regular	290,132	297,520	0	415,140
61010	Salaries Cash Out/Separation	56,709	0	0	0
61020	Salaries Part-Time	234,372	211,349	0	246,000
61040	Salaries Overtime	4,097	3,942	0	9,000
61100	Retirement-Employer Normal Cost	89,666	11,844	0	31,210
61101	Retirement - Employer Unfunded	0	96,865	0	0
61110	Part-Time Retirement	7,714	6,876	0	8,300
61120	Medicare Insurance	5,944	5,992	0	9,800
61130	Health Insurance	39,809	42,050	0	78,960
61180	Worker Compensation Insurance	9,486	23,179	0	0
	SUBTOTAL SALARIES & BENEFITS	737,929	699,619	0	798,410
62010	Communications	6,341	6,284	0	0
62120	Training, Transportation, Meetings	1,729	261	0	1,000
62140	Membership, Subscription & Dues	1,406	4,586	0	0
62300	Contract Services-Professional	23,721	25,278	0	22,700
62600	Parking Validation	21,080	10,613	0	14,800
	SUBTOTAL CONTRACTUALS	54,276	47,023	0	38,500
63001	Miscellaneous Operating Expenses	8,561	13,940	0	14,500
63300	Gas & Diesel	706	895	0	0
	SUBTOTAL COMMODITIES	9,268	14,835	0	14,500
65010	Rental City Equipment	2,798	2,808	0	0
65012	Accident Repair & Replacement	180	84	0	0
65100	Insurance Charges	3,940	42,624	0	0
	SUBTOTAL FIXED CHARGES	6,918	45,516	0	0
66600	Books Records Video	66,177	45,878	0	60,000
	SUBTOTAL CAPITAL	66,177	45,878	0	60,000
	TOTAL	874,568	852,870	0	911,410

GENERAL FUND

LIBRARY		ACCOUNTING UNIT			
YOUNG ADULT SERVICES		0111118C			
Account Code	LINE ITEM RESOURCES	ACTUAL FY 17-18	ACTUAL FY 18-19	ADOPTED FY 19-20	PROPOSED FY 20-21
61000	Salaries Regular	171,737	233,859	0	263,220
61020	Salaries Part-Time	181,446	207,777	0	250,600
61040	Salaries Overtime	4,791	593	0	0
61100	Retirement-Employer Normal Cost	48,651	8,936	0	29,680
61101	Retirement - Employer Unfunded	0	73,081	0	0
61110	Part-Time Retirement	6,539	7,312	0	9,100
61120	Medicare Insurance	5,098	6,235	0	8,930
61130	Health Insurance	30,094	40,183	0	78,710
61180	Worker Compensation Insurance	5,742	16,405	0	0
	SUBTOTAL SALARIES & BENEFITS	454,099	594,380	0	640,240
62010	Communications	4,514	4,339	0	0
62120	Training, Transportation, Meetings	35	0	0	1,000
62140	Membership, Subscription & Dues	429	0	0	0
62300	Contract Services-Professional	9,323	5,896	0	2,500
62600	Parking Validation	29,580	18,965	0	18,100
	SUBTOTAL CONTRACTUALS	43,881	29,200	0	21,600
63001	Miscellaneous Operating Expenses	9,598	7,404	0	17,900
63300	Gas & Diesel	828	802	0	0
	SUBTOTAL COMMODITIES	10,426	8,205	0	17,900
65010	Rental City Equipment	2,798	2,808	0	0
65012	Accident Repair & Replacement	180	84	0	0
65100	Insurance Charges	0	36,757	0	0
	SUBTOTAL FIXED CHARGES	2,978	39,649	0	0
66600	Books Records Video	3,155	8,255	0	15,000
	SUBTOTAL CAPITAL	3,155	8,255	0	15,000
69135	Payment to Subagent	411	0	0	0
	SUBTOTAL MISCELLANEOUS	411	0	0	0
	TOTAL	514,950	679,690	0	694,740

GENERAL FUND

LIBRARY		ACCOUNTING UNIT			
TECH & SUPPORT SVCS		0111119C			
Account Code	LINE ITEM RESOURCES	ACTUAL FY 17-18	ACTUAL FY 18-19	ADOPTED FY 19-20	PROPOSED FY 20-21
61000	Salaries Regular	672,956	568,262	0	570,040
61020	Salaries Part-Time	344,332	347,274	0	436,900
61040	Salaries Overtime	5,060	858	0	1,000
61100	Retirement-Employer Normal Cost	192,287	16,930	0	44,820
61101	Retirement - Employer Unfunded	0	138,463	0	0
61110	Part-Time Retirement	12,117	12,269	0	15,600
61120	Medicare Insurance	13,650	12,093	0	15,660
61130	Health Insurance	142,686	127,265	0	160,040
61180	Worker Compensation Insurance	15,320	46,816	0	10,000
	SUBTOTAL SALARIES & BENEFITS	1,398,409	1,270,230	0	1,254,060
62010	Communications	19,034	13,129	0	0
62120	Training, Transportation, Meetings	200	265	0	1,000
62140	Membership, Subscription & Dues	80	5,080	0	0
62300	Contract Services-Professional	53,763	46,204	0	52,600
62600	Parking Validation	24,650	18,500	0	30,300
	SUBTOTAL CONTRACTUALS	97,727	83,178	0	83,900
63001	Miscellaneous Operating Expenses	44,734	72,913	0	32,500
	SUBTOTAL COMMODITIES	44,734	72,913	0	32,500
65100	Insurance Charges	1,025	79,272	0	0
65105	Benefits Overhead	0	0	0	500
	SUBTOTAL FIXED CHARGES	1,025	79,272	0	500
66600	Books Records Video	34,730	34,698	0	76,000
	SUBTOTAL CAPITAL	34,730	34,698	0	76,000
	TOTAL	1,576,625	1,540,291	0	1,446,960

**GENERAL FUND
DEPARTMENT RESOURCE SUMMARY**

BOWERS MUSEUM

ACTIVITIES		ACTUAL FY 17-18	ACTUAL FY 18-19	ADOPTED FY 19-20	PROPOSED FY 20-21
EXPENDITURES					
01112030	BOWERS MUSEUM MAINTENANCE	1,468,035	1,472,784	1,473,430	1,473,430
	TOTAL EXPENDITURES	1,468,035	1,472,784	1,473,430	1,473,430
OPERATING EXPENSES		ACTUAL FY 17-18	ACTUAL FY 18-19	ADOPTED FY 19-20	PROPOSED FY 20-21
62000	CONTRACTUALS	6,405	16,154	16,800	16,800
65000	FIXED CHARGES	5,000	0	0	0
69000	MISCELLANEOUS	1,456,630	1,456,630	1,456,630	1,456,630
	TOTAL	1,468,035	1,472,784	1,473,430	1,473,430

GENERAL FUND

BOWERS MUSEUM		ACCOUNTING UNIT			
BOWERS MUSEUM MAINTENANCE		01112030			
Account Code	LINE ITEM RESOURCES	ACTUAL FY 17-18	ACTUAL FY 18-19	ADOPTED FY 19-20	PROPOSED FY 20-21
62251	Other Agency Services	6,405	16,154	16,800	16,800
	SUBTOTAL CONTRACTUALS	6,405	16,154	16,800	16,800
65100	Insurance Charges	5,000	0	0	0
	SUBTOTAL FIXED CHARGES	5,000	0	0	0
69135	Payment to Subagent	1,456,630	1,456,630	1,456,630	1,456,630
	SUBTOTAL MISCELLANEOUS	1,456,630	1,456,630	1,456,630	1,456,630
	TOTAL	1,468,035	1,472,784	1,473,430	1,473,430

**GENERAL FUND
DEPARTMENT RESOURCE SUMMARY**

PARKS, REC. & COMMUNITY SERVICES

ACTIVITIES	ACTUAL FY 17-18	ACTUAL FY 18-19	ADOPTED FY 19-20	PROPOSED FY 20-21
EXPENDITURES				
01113200 PRCSA - ADMINISTRATION	1,646,974	1,547,384	1,225,300	1,448,530
01113220 PRCSA - ZOO	2,235,578	2,189,768	2,632,270	2,757,270
01113230 PRCSA - RECREATION & COMM. SVC	4,794,220	5,247,627	6,356,140	7,042,420
01113250 PRCSA - PARK FACILITIES	5,126,271	5,443,418	11,208,200	11,269,900
TOTAL EXPENDITURES	13,803,043	14,428,198	21,421,910	22,518,120
OPERATING EXPENSES	ACTUAL FY 17-18	ACTUAL FY 18-19	ADOPTED FY 19-20	PROPOSED FY 20-21
61000 SALARIES & BENEFITS	7,078,099	7,019,289	9,677,220	10,641,310
62000 CONTRACTUALS	5,209,067	5,635,159	8,693,440	8,458,740
63000 COMMODITIES	687,065	992,923	1,215,500	1,418,420
65000 FIXED CHARGES	799,007	752,941	1,810,350	1,974,250
67000 DEBT SERVICE	29,804	27,885	25,400	25,400
TOTAL	13,803,043	14,428,198	21,421,910	22,518,120

GENERAL FUND

PARKS, REC. & COMMUNITY SERVICES		ACCOUNTING UNIT			
PRCSA - ADMINISTRATION		01113200			
Account Code	LINE ITEM RESOURCES	ACTUAL FY 17-18	ACTUAL FY 18-19	ADOPTED FY 19-20	PROPOSED FY 20-21
61000	Salaries Regular	829,708	759,257	652,660	812,180
61010	Salaries Cash Out/Separation	135,808	0	0	0
61020	Salaries Part-Time	77,111	150,378	68,900	40,700
61040	Salaries Overtime	0	827	8,000	8,000
61100	Retirement-Employer Normal Cost	218,187	13,171	18,820	52,710
61101	Retirement - Employer Unfunded	0	107,717	0	0
61110	Part-Time Retirement	2,892	3,438	2,600	1,600
61120	Medicare Insurance	9,851	9,316	8,470	13,350
61130	Health Insurance	105,597	98,590	84,620	158,870
61170	Retiree Health Benefits	0	0	0	1,110
61180	Worker Compensation Insurance	27,638	55,253	69,270	42,170
	SUBTOTAL SALARIES & BENEFITS	1,406,790	1,197,947	913,340	1,130,690
62010	Communications	26,534	27,219	26,040	20,440
62120	Training, Transportation, Meetings	425	60	1,000	1,000
62140	Membership, Subscription & Dues	40	4,318	2,000	2,000
62251	Other Agency Services	3,776	0	0	0
62300	Contract Services-Professional	100,349	125,875	75,300	106,400
62302	Contracted Vendor Personnel Services	0	652	5,200	5,200
62600	Parking Validation	595	12,207	14,700	14,700
62700	Auto Expense	0	4,000	6,000	6,000
	SUBTOTAL CONTRACTUALS	131,719	174,331	130,240	155,740
63001	Miscellaneous Operating Expenses	42,977	101,587	60,000	47,400
63300	Gas & Diesel	2,177	503	1,500	2,140
	SUBTOTAL COMMODITIES	45,154	102,090	61,500	49,540
65010	Rental City Equipment	5,184	5,184	8,900	8,900
65012	Accident Repair & Replacement	192	168	200	200
65040	IT Maintenance Charge	0	0	42,170	42,170
65100	Insurance Charges	57,935	67,664	67,810	58,060
65105	Benefits Overhead	0	0	0	2,090
65210	Delivery Charges	0	0	1,140	1,140
	SUBTOTAL FIXED CHARGES	63,311	73,016	120,220	112,560
	TOTAL	1,646,974	1,547,384	1,225,300	1,448,530

GENERAL FUND

PARKS, REC. & COMMUNITY SERVICES		ACCOUNTING UNIT			
PRCSA - ZOO		01113220			
Account Code	LINE ITEM RESOURCES	ACTUAL FY 17-18	ACTUAL FY 18-19	ADOPTED FY 19-20	PROPOSED FY 20-21
61000	Salaries Regular	673,673	668,299	867,360	855,460
61010	Salaries Cash Out/Separation	30,513	0	0	0
61020	Salaries Part-Time	197,582	244,571	263,500	272,250
61040	Salaries Overtime	17,052	19,190	3,300	3,300
61100	Retirement-Employer Normal Cost	202,049	25,561	40,320	72,290
61101	Retirement - Employer Unfunded	0	209,051	0	0
61110	Part-Time Retirement	6,144	7,770	8,900	8,400
61120	Medicare Insurance	11,849	12,036	11,900	16,870
61130	Health Insurance	118,167	112,084	118,780	188,300
61170	Retiree Health Benefits	0	0	0	1,390
61180	Worker Compensation Insurance	88,915	56,279	70,620	66,090
	SUBTOTAL SALARIES & BENEFITS	1,345,943	1,354,842	1,384,680	1,484,350
62000	Utilities	139,501	140,267	144,600	146,400
62010	Communications	30,729	29,421	32,100	30,300
62120	Training, Transportation, Meetings	5,044	833	1,500	9,000
62140	Membership, Subscription & Dues	3,352	5,125	7,800	11,300
62251	Other Agency Services	608	615	0	0
62300	Contract Services-Professional	462,306	351,110	691,100	680,100
62320	Maintenance & Repair Buildings	1,988	1,563	0	0
	SUBTOTAL CONTRACTUALS	643,527	528,934	877,100	877,100
63001	Miscellaneous Operating Expenses	102,374	145,907	105,250	122,200
63100	Uniforms	852	0	0	0
63300	Gas & Diesel	651	2,171	500	710
63400	Animal Food & Supp	66,108	68,940	90,350	73,400
	SUBTOTAL COMMODITIES	169,985	217,018	196,100	196,310
65010	Rental City Equipment	14,976	14,976	27,290	27,290
65011	Equipment Replacement Charges	4,128	4,128	4,100	4,100
65012	Accident Repair & Replacement	996	600	400	400
65040	IT Maintenance Charge	0	0	72,290	72,290
65100	Insurance Charges	49,500	69,269	69,140	90,990
65105	Benefits Overhead	0	0	0	3,270
65205	Internal Departments Personnel	6,523	0	0	0
65210	Delivery Charges	0	0	1,170	1,170
	SUBTOTAL FIXED CHARGES	76,123	88,973	174,390	199,510
	TOTAL	2,235,578	2,189,768	2,632,270	2,757,270

GENERAL FUND

PARKS, REC. & COMMUNITY SERVICES		ACCOUNTING UNIT			
PRCSA - RECREATION & COMM. SVC		01113230			
Account Code	LINE ITEM RESOURCES	ACTUAL FY 17-18	ACTUAL FY 18-19	ADOPTED FY 19-20	PROPOSED FY 20-21
61000	Salaries Regular	1,085,472	1,233,689	1,270,050	1,796,070
61010	Salaries Cash Out/Separation	218	0	0	0
61020	Salaries Part-Time	1,612,417	1,582,677	2,620,800	2,455,460
61040	Salaries Overtime	38,800	57,977	23,300	23,300
61100	Retirement-Employer Normal Cost	359,142	44,189	127,530	199,960
61101	Retirement - Employer Unfunded	0	361,409	0	0
61110	Part-Time Retirement	52,796	51,841	65,800	59,590
61120	Medicare Insurance	39,345	41,386	45,220	52,820
61130	Health Insurance	208,544	230,086	230,760	384,520
61170	Retiree Health Benefits	0	0	0	1,640
61180	Worker Compensation Insurance	108,163	148,549	239,890	267,400
	SUBTOTAL SALARIES & BENEFITS	3,504,896	3,751,806	4,623,350	5,240,760
62010	Communications	165,702	137,511	171,400	170,200
62120	Training, Transportation, Meetings	4,124	4,361	5,000	8,000
62140	Membership, Subscription & Dues	5,427	10,896	9,100	10,300
62300	Contract Services-Professional	686,215	674,340	777,600	774,600
62301	Contract Services-Construction	8	0	0	0
62302	Contracted Vendor Personnel Services	3,385	4,847	0	0
62320	Maintenance & Repair Buildings	0	120	0	0
62322	Maintenance & Repair Machinery	60	0	0	0
62600	Parking Validation	6,040	5,465	11,300	11,300
	SUBTOTAL CONTRACTUALS	870,961	837,540	974,400	974,400
63001	Miscellaneous Operating Expenses	176,397	312,076	203,500	203,500
63300	Gas & Diesel	24,337	31,857	33,900	48,330
	SUBTOTAL COMMODITIES	200,735	343,933	237,400	251,830
65010	Rental City Equipment	55,560	75,396	116,340	116,340
65011	Equipment Replacement Charges	17,340	17,340	17,300	17,300
65012	Accident Repair & Replacement	3,000	1,572	1,500	1,500
65040	IT Maintenance Charge	0	0	102,410	102,410
65100	Insurance Charges	134,970	213,616	271,850	313,070
65105	Benefits Overhead	0	0	0	13,220
65210	Delivery Charges	0	0	4,590	4,590
	SUBTOTAL FIXED CHARGES	210,870	307,924	513,990	568,430
67200	Principal-Capital Lease	5,196	5,023	7,000	7,000
67210	Interest-Capital Lease	1,562	1,401	0	0
	SUBTOTAL DEBT SERVICE	6,759	6,424	7,000	7,000
	TOTAL	4,794,220	5,247,627	6,356,140	7,042,420

GENERAL FUND

PARKS, REC. & COMMUNITY SERVICES		ACCOUNTING UNIT			
PRCSA - PARK FACILITIES		01113250			
Account Code	LINE ITEM RESOURCES	ACTUAL FY 17-18	ACTUAL FY 18-19	ADOPTED FY 19-20	PROPOSED FY 20-21
61000	Salaries Regular	379,654	384,311	1,928,910	1,526,070
61010	Salaries Cash Out/Separation	0	0	191,000	191,000
61020	Salaries Part-Time	168,732	113,157	294,600	282,750
61040	Salaries Overtime	30,232	42,067	10,300	10,300
61100	Retirement-Employer Normal Cost	97,949	6,482	41,350	155,710
61101	Retirement - Employer Unfunded	0	53,011	0	0
61110	Part-Time Retirement	6,227	4,244	9,700	9,250
61120	Medicare Insurance	8,169	7,496	13,960	30,000
61130	Health Insurance	67,645	68,561	170,690	448,000
61170	Retiree Health Benefits	0	0	0	2,480
61180	Worker Compensation Insurance	61,864	35,365	95,340	129,950
	SUBTOTAL SALARIES & BENEFITS	820,471	714,694	2,755,850	2,785,510
62000	Utilities	1,240,368	1,287,387	1,329,700	1,329,700
62010	Communications	24,865	28,932	36,100	48,500
62120	Training, Transportation, Meetings	1,250	1,781	1,200	8,100
62140	Membership, Subscription & Dues	3,297	0	1,100	3,800
62251	Other Agency Services	61,013	69,960	69,800	72,900
62300	Contract Services-Professional	18,728	46,172	2,254,100	0
62320	Maintenance & Repair Buildings	2,213,340	2,660,123	3,018,000	4,986,800
62501	Operating Lease Expense	0	0	1,700	1,700
	SUBTOTAL CONTRACTUALS	3,562,860	4,094,354	6,711,700	6,451,500
63001	Miscellaneous Operating Expenses	10,296	10,818	0	0
63200	Operating Materials & Supplies	238,386	283,753	680,000	863,000
63300	Gas & Diesel	22,510	35,312	40,500	57,740
	SUBTOTAL COMMODITIES	271,192	329,883	720,500	920,740
65000	Building Rental	0	0	481,520	481,520
65010	Rental City Equipment	111,344	112,815	211,040	211,040
65011	Equipment Replacement Charges	23,796	23,796	25,900	25,900
65012	Accident Repair & Replacement	3,228	1,680	2,500	2,500
65020	City Yard Rental	104,640	104,640	107,560	107,560
65040	IT Maintenance Charge	0	0	78,320	78,320
65100	Insurance Charges	205,695	40,097	93,340	178,910
65105	Benefits Overhead	0	0	0	6,430
65210	Delivery Charges	0	0	1,570	1,570
	SUBTOTAL FIXED CHARGES	448,703	283,028	1,001,750	1,093,750
67003	Loan Payment-OBF	23,046	21,460	18,400	18,400
	SUBTOTAL DEBT SERVICE	23,046	21,460	18,400	18,400
	TOTAL	5,126,271	5,443,418	11,208,200	11,269,900

**GENERAL FUND
DEPARTMENT RESOURCE SUMMARY**

POLICE DEPARTMENT

ACTIVITIES	ACTUAL FY 17-18	ACTUAL FY 18-19	ADOPTED FY 19-20	PROPOSED FY 20-21
EXPENDITURES				
01114016 PD - MMD AND ADULT USE	0	1,114,615	0	0
01114400 OFFICE OF THE CHIEF OF POLICE	1,492,737	1,968,107	1,737,200	1,668,950
01114401 FISCAL & BUDGET	917,563	1,181,270	1,596,190	1,668,030
01114402 HUMAN RESOURCES	669,404	1,081,992	862,630	880,700
01114403 BUILDING & FACILITY	3,993,496	4,045,742	3,681,800	3,381,800
01114404 BACKGROUNDS	986,669	1,365,326	1,232,700	1,724,250
01114405 TRAFFIC	6,709,829	7,184,942	8,260,980	8,859,390
01114410 TRAINING SERVICES	1,991,711	1,970,404	2,054,460	1,966,820
01114415 INTERNAL AFFAIRS	1,223,375	1,436,931	1,262,960	1,666,180
01114420 FIELD OPERATIONS	52,141,033	53,870,843	53,105,310	57,423,540
01114425 INFORMATION SERVICES	1,436,754	1,758,937	1,571,610	1,696,300
01114430 ANIMAL SERVICES	2,743,829	3,073,631	3,145,710	3,189,240
01114435 CRIMINAL INVESTIGATIONS	6,482,084	6,873,259	7,038,890	7,289,790
01114440 CRIMES AGAINST PERSONS	7,512,107	7,939,859	8,163,600	4,840,980
01114441 METROPOLITAN DIVISION	0	0	0	5,594,150
01114445 SPECIAL INVESTIGATIONS	3,365,644	3,103,497	2,289,750	1,710,260
01114448 EVIDENCE	889,663	1,012,339	872,920	883,560
01114450 CDC	1,161,812	1,296,022	1,346,180	1,502,150
01114455 FORENSIC SERVICES	2,316,558	2,315,269	2,255,570	2,714,200
01114460 RECORDS SERVICES	1,743,854	1,949,257	1,925,850	1,908,490
01114465 COMMUNICATIONS	5,715,691	6,065,859	6,576,610	7,303,570
01114470 VICE/NARCOTICS	134,640	5,742	423,030	434,940
01114471 INVESTIGATIONS SUPPORT SERVICE	0	0	1,433,360	1,717,510
01114475 JAIL OPERATIONS	16,262,864	19,432,889	18,640,370	19,634,120
01114480 REGIONAL NARCOTIC SUPPRESSION	1,598,552	1,406,483	1,619,320	617,410
01114485 HOMELAND SECURITY & EMERGENCY MANAGEMENT	284,803	458,947	257,670	255,960
01114490 TOBACCO RETAIL LICENSE PRG	193,654	157,546	214,150	226,150
TOTAL EXPENDITURES	121,968,326	132,069,709	131,568,820	140,755,440
OPERATING EXPENSES	ACTUAL FY 17-18	ACTUAL FY 18-19	ADOPTED FY 19-20	PROPOSED FY 20-21
61000 SALARIES & BENEFITS	99,333,270	106,860,477	103,579,800	112,333,680
62000 CONTRACTUALS	12,591,395	14,629,106	14,496,910	13,999,290
63000 COMMODITIES	2,058,393	2,404,241	2,196,900	2,606,960
65000 FIXED CHARGES	7,167,065	7,443,166	10,421,940	11,052,110
66000 CAPITAL	(140)	14,966	110,000	0
67000 DEBT SERVICE	813,088	712,526	758,140	758,140
68000 TRANSFERS	5,255	5,227	5,130	5,260
TOTAL	121,968,326	132,069,709	131,568,820	140,755,440

GENERAL FUND

POLICE DEPARTMENT		ACCOUNTING UNIT			
PD - MMD AND ADULT USE		01114016			
Account Code	LINE ITEM RESOURCES	ACTUAL FY 17-18	ACTUAL FY 18-19	ADOPTED FY 19-20	PROPOSED FY 20-21
61000	Salaries Regular	0	574,628	0	0
61040	Salaries Overtime	0	205,013	0	0
61100	Retirement-Employer Normal Cost	0	64,288	0	0
61120	Medicare Insurance	0	10,842	0	0
61130	Health Insurance	0	76,628	0	0
61170	Retiree Health Benefits	0	7,664	0	0
61180	Worker Compensation Insurance	0	51,397	0	0
	SUBTOTAL SALARIES & BENEFITS	0	990,460	0	0
62120	Training, Transportation, Meetings	0	5,887	0	0
62300	Contract Services-Professional	0	64,807	0	0
	SUBTOTAL CONTRACTUALS	0	70,694	0	0
63001	Miscellaneous Operating Expenses	0	6,735	0	0
63300	Gas & Diesel	0	4,276	0	0
	SUBTOTAL COMMODITIES	0	11,012	0	0
65100	Insurance Charges	0	42,449	0	0
	SUBTOTAL FIXED CHARGES	0	42,449	0	0
	TOTAL	0	1,114,615	0	0

GENERAL FUND

POLICE DEPARTMENT		ACCOUNTING UNIT			
OFFICE OF THE CHIEF OF POLICE		01114400			
Account Code	LINE ITEM RESOURCES	ACTUAL FY 17-18	ACTUAL FY 18-19	ADOPTED FY 19-20	PROPOSED FY 20-21
61000	Salaries Regular	887,547	1,177,810	1,067,890	991,060
61020	Salaries Part-Time	3,974	0	11,200	0
61040	Salaries Overtime	34,982	25,487	12,500	12,500
61100	Retirement-Employer Normal Cost	135,628	115,308	92,640	106,260
61101	Retirement - Employer Unfunded	0	82,110	0	0
61110	Part-Time Retirement	149	0	410	0
61120	Medicare Insurance	10,941	15,845	8,910	13,130
61130	Health Insurance	88,531	117,241	99,250	110,000
61170	Retiree Health Benefits	1,897	5,889	6,250	7,630
61180	Worker Compensation Insurance	62,945	79,326	85,930	86,640
	SUBTOTAL SALARIES & BENEFITS	1,226,594	1,619,017	1,384,980	1,327,220
62120	Training, Transportation, Meetings	20,237	35,106	16,700	16,700
62140	Membership, Subscription & Dues	101,263	104,721	103,000	103,000
62300	Contract Services-Professional	114,778	108,574	90,400	90,400
62600	Parking Validation	11,616	9,111	7,500	7,500
	SUBTOTAL CONTRACTUALS	247,894	257,511	217,600	217,600
63001	Miscellaneous Operating Expenses	14,600	19,112	10,000	10,000
63300	Gas & Diesel	3,650	6,951	4,000	5,700
	SUBTOTAL COMMODITIES	18,250	26,063	14,000	15,700
65040	IT Maintenance Charge	0	0	36,140	36,140
65100	Insurance Charges	0	65,516	84,130	65,820
65105	Benefits Overhead	0	0	0	3,120
65210	Delivery Charges	0	0	350	350
	SUBTOTAL FIXED CHARGES	0	65,516	120,620	105,430
	TOTAL	1,492,737	1,968,107	1,737,200	1,665,950

GENERAL FUND

POLICE DEPARTMENT		ACCOUNTING UNIT			
FISCAL & BUDGET		01114401			
Account Code	LINE ITEM RESOURCES	ACTUAL FY 17-18	ACTUAL FY 18-19	ADOPTED FY 19-20	PROPOSED FY 20-21
61000	Salaries Regular	573,163	584,964	935,920	918,350
61020	Salaries Part-Time	23,727	59,911	42,300	43,570
61040	Salaries Overtime	8,897	3,211	5,000	5,000
61100	Retirement-Employer Normal Cost	167,963	33,090	57,820	67,080
61101	Retirement - Employer Unfunded	0	199,164	0	0
61110	Part-Time Retirement	125	732	1,550	1,630
61120	Medicare Insurance	8,597	9,226	11,860	14,060
61130	Health Insurance	114,715	115,429	171,410	166,270
61170	Retiree Health Benefits	0	0	10,230	21,530
61180	Worker Compensation Insurance	9,921	42,725	35,420	78,540
	SUBTOTAL SALARIES & BENEFITS	907,108	1,048,451	1,271,510	1,316,030
62120	Training, Transportation, Meetings	1,089	329	700	700
62300	Contract Services-Professional	1,717	94,450	235,870	1,500
	SUBTOTAL CONTRACTUALS	2,807	94,780	236,570	2,200
63001	Miscellaneous Operating Expenses	7,648	2,753	5,100	238,970
	SUBTOTAL COMMODITIES	7,648	2,753	5,100	238,970
65040	IT Maintenance Charge	0	0	48,190	48,190
65100	Insurance Charges	0	35,286	34,680	59,670
65105	Benefits Overhead	0	0	0	2,830
65210	Delivery Charges	0	0	140	140
	SUBTOTAL FIXED CHARGES	0	35,286	83,010	110,830
	TOTAL	917,563	1,181,270	1,596,190	1,668,030

GENERAL FUND

POLICE DEPARTMENT		ACCOUNTING UNIT			
HUMAN RESOURCES		01114402			
Account Code	LINE ITEM RESOURCES	ACTUAL FY 17-18	ACTUAL FY 18-19	ADOPTED FY 19-20	PROPOSED FY 20-21
61000	Salaries Regular	274,587	463,826	430,990	458,760
61020	Salaries Part-Time	105,388	84,649	103,100	106,200
61040	Salaries Overtime	45,498	107,000	4,000	4,000
61100	Retirement-Employer Normal Cost	89,864	25,565	36,770	37,220
61101	Retirement - Employer Unfunded	0	116,080	0	0
61110	Part-Time Retirement	2,221	1,416	3,910	3,980
61120	Medicare Insurance	5,450	7,879	5,940	8,120
61130	Health Insurance	67,427	97,796	78,180	56,370
61170	Retiree Health Benefits	0	0	3,330	4,800
61180	Worker Compensation Insurance	6,454	43,212	36,460	42,880
	SUBTOTAL SALARIES & BENEFITS	596,889	947,423	702,680	722,330
62120	Training, Transportation, Meetings	2,713	18,850	6,800	6,800
62130	Tuition Reimbursement	7,796	16,452	10,000	10,000
62140	Membership, Subscription & Dues	750	1,350	3,000	3,000
62200	Advertising	450	3,265	6,900	6,900
62300	Contract Services-Professional	50,260	48,593	53,000	53,000
	SUBTOTAL CONTRACTUALS	61,969	88,510	79,700	79,700
63001	Miscellaneous Operating Expenses	10,545	10,051	15,000	15,000
63300	Gas & Diesel	0	319	0	0
	SUBTOTAL COMMODITIES	10,545	10,370	15,000	15,000
65010	Rental City Equipment	0	0	4,400	4,400
65012	Accident Repair & Replacement	0	0	900	900
65040	IT Maintenance Charge	0	0	24,100	24,100
65100	Insurance Charges	0	35,689	35,700	32,580
65105	Benefits Overhead	0	0	0	1,540
65210	Delivery Charges	0	0	150	150
	SUBTOTAL FIXED CHARGES	0	35,689	65,250	63,670
	TOTAL	669,404	1,081,992	862,630	880,700

GENERAL FUND

POLICE DEPARTMENT		ACCOUNTING UNIT			
BUILDING & FACILITY		01114403			
Account Code	LINE ITEM RESOURCES	ACTUAL FY 17-18	ACTUAL FY 18-19	ADOPTED FY 19-20	PROPOSED FY 20-21
62000	Utilities	887,423	924,790	797,860	797,860
62010	Communications	1,023,716	993,809	710,000	710,000
62300	Contract Services-Professional	1,307,283	1,322,504	1,327,700	1,027,700
	SUBTOTAL CONTRACTUALS	3,218,422	3,241,103	2,835,560	2,535,560
63001	Miscellaneous Operating Expenses	95,913	106,578	110,000	110,000
63200	Operating Materials & Supplies	1,340	0	0	0
	SUBTOTAL COMMODITIES	97,253	106,578	110,000	110,000
65000	Building Rental	677,821	677,821	729,200	729,200
	SUBTOTAL FIXED CHARGES	677,821	677,821	729,200	729,200
66400	Machinery & Equipment	0	14,375	0	0
	SUBTOTAL CAPITAL	0	14,375	0	0
67003	Loan Payment-OBF	0	5,865	7,040	7,040
	SUBTOTAL DEBT SERVICE	0	5,865	7,040	7,040
	TOTAL	3,993,496	4,045,742	3,681,800	3,381,800

GENERAL FUND

POLICE DEPARTMENT		ACCOUNTING UNIT			
BACKGROUNDS		01114404			
Account Code	LINE ITEM RESOURCES	ACTUAL FY 17-18	ACTUAL FY 18-19	ADOPTED FY 19-20	PROPOSED FY 20-21
61000	Salaries Regular	532,808	760,017	793,870	1,168,180
61020	Salaries Part-Time	91,889	72,926	17,100	17,610
61040	Salaries Overtime	61,538	75,586	5,000	5,000
61100	Retirement-Employer Normal Cost	87,826	69,356	75,390	124,160
61101	Retirement - Employer Unfunded	0	78,938	0	0
61110	Part-Time Retirement	3,446	2,735	620	670
61120	Medicare Insurance	9,956	13,331	10,600	16,640
61130	Health Insurance	85,104	113,325	124,320	159,720
61170	Retiree Health Benefits	3,188	11,134	14,620	20,180
61180	Worker Compensation Insurance	45,222	59,894	48,940	65,110
	SUBTOTAL SALARIES & BENEFITS	920,977	1,257,241	1,090,460	1,577,270
62120	Training, Transportation, Meetings	2,993	2,125	3,800	3,800
62122	Travel For Investigation	12,537	370	9,200	9,200
62140	Membership, Subscription & Dues	540	1,450	0	0
62300	Contract Services-Professional	43,944	48,154	42,600	42,600
	SUBTOTAL CONTRACTUALS	60,014	52,099	55,600	55,600
63001	Miscellaneous Operating Expenses	998	1,570	1,000	1,000
63300	Gas & Diesel	1,549	1,625	2,000	2,850
	SUBTOTAL COMMODITIES	2,546	3,195	3,000	3,850
65010	Rental City Equipment	2,412	2,412	4,500	4,500
65012	Accident Repair & Replacement	720	912	900	900
65040	IT Maintenance Charge	0	0	30,120	30,120
65100	Insurance Charges	0	49,467	47,920	49,470
65105	Benefits Overhead	0	0	0	2,340
65210	Delivery Charges	0	0	200	200
	SUBTOTAL FIXED CHARGES	3,132	52,791	83,640	87,530
	TOTAL	986,669	1,365,326	1,232,700	1,724,250

GENERAL FUND

POLICE DEPARTMENT		ACCOUNTING UNIT			
TRAFFIC		01114405			
Account Code	LINE ITEM RESOURCES	ACTUAL FY 17-18	ACTUAL FY 18-19	ADOPTED FY 19-20	PROPOSED FY 20-21
61000	Salaries Regular	3,227,358	3,128,334	4,072,920	4,192,860
61010	Salaries Cash Out/Separation	18,868	0	0	0
61020	Salaries Part-Time	151,997	134,499	147,300	151,720
61040	Salaries Overtime	87,602	189,389	122,500	122,500
61100	Retirement-Employer Normal Cost	462,529	295,108	342,250	475,180
61101	Retirement - Employer Unfunded	0	209,098	0	0
61110	Part-Time Retirement	5,224	5,042	5,560	5,690
61120	Medicare Insurance	56,212	56,302	42,990	61,150
61130	Health Insurance	528,482	481,544	555,070	609,760
61170	Retiree Health Benefits	17,538	52,224	57,930	80,530
61180	Worker Compensation Insurance	239,427	227,585	189,090	338,840
	SUBTOTAL SALARIES & BENEFITS	4,795,237	4,779,125	5,535,610	6,038,230
62010	Communications	4,087	0	0	0
62120	Training, Transportation, Meetings	19,348	18,317	22,600	22,600
62140	Membership, Subscription & Dues	0	100	500	500
62300	Contract Services-Professional	1,488,956	1,780,031	1,754,970	1,754,970
62600	Parking Validation	1,802	2,791	3,000	3,000
	SUBTOTAL CONTRACTUALS	1,514,194	1,801,238	1,781,070	1,781,070
63001	Miscellaneous Operating Expenses	36,857	25,750	35,000	35,000
63300	Gas & Diesel	28,445	22,184	26,500	37,780
	SUBTOTAL COMMODITIES	65,303	47,933	61,500	72,780
65010	Rental City Equipment	176,964	171,486	337,800	337,800
65011	Equipment Replacement Charges	142,284	175,284	154,700	154,700
65012	Accident Repair & Replacement	15,848	21,912	23,700	23,700
65040	IT Maintenance Charge	0	0	180,710	180,710
65100	Insurance Charges	0	187,963	185,120	257,430
65105	Benefits Overhead	0	0	0	12,200
65210	Delivery Charges	0	0	770	770
	SUBTOTAL FIXED CHARGES	335,096	556,645	882,800	967,310
	TOTAL	6,709,829	7,184,942	8,260,980	8,859,390

GENERAL FUND

POLICE DEPARTMENT		ACCOUNTING UNIT			
TRAINING SERVICES		01114410			
Account Code	LINE ITEM RESOURCES	ACTUAL FY 17-18	ACTUAL FY 18-19	ADOPTED FY 19-20	PROPOSED FY 20-21
61000	Salaries Regular	1,040,972	969,050	1,063,420	973,880
61020	Salaries Part-Time	185,218	142,435	35,000	36,050
61040	Salaries Overtime	51,622	15,037	15,000	15,000
61100	Retirement-Employer Normal Cost	163,449	80,863	101,360	102,470
61101	Retirement - Employer Unfunded	0	97,878	0	0
61110	Part-Time Retirement	6,466	5,341	6,240	1,350
61120	Medicare Insurance	19,588	16,541	14,030	14,110
61130	Health Insurance	162,725	142,236	169,690	128,430
61170	Retiree Health Benefits	4,721	10,122	18,500	24,380
61180	Worker Compensation Insurance	87,775	74,265	60,470	88,190
	SUBTOTAL SALARIES & BENEFITS	1,722,537	1,553,768	1,483,710	1,383,860
62120	Training, Transportation, Meetings	48,184	44,223	35,000	35,000
62140	Membership, Subscription & Dues	2,120	1,560	1,700	1,700
62300	Contract Services-Professional	57,898	165,455	216,900	216,900
62600	Parking Validation	705	1,419	3,000	3,000
	SUBTOTAL CONTRACTUALS	108,907	212,656	256,600	256,600
63001	Miscellaneous Operating Expenses	140,839	120,431	170,000	170,000
63300	Gas & Diesel	3,097	5,545	2,900	4,130
	SUBTOTAL COMMODITIES	143,936	125,976	172,900	174,130
65010	Rental City Equipment	15,072	15,072	26,000	26,000
65012	Accident Repair & Replacement	1,260	1,596	1,600	1,600
65040	IT Maintenance Charge	0	0	54,210	54,210
65100	Insurance Charges	0	61,336	59,200	67,000
65105	Benefits Overhead	0	0	0	3,180
65210	Delivery Charges	0	0	240	240
	SUBTOTAL FIXED CHARGES	16,332	78,004	141,250	152,230
	TOTAL	1,991,711	1,970,404	2,054,460	1,966,820

GENERAL FUND

POLICE DEPARTMENT		ACCOUNTING UNIT			
INTERNAL AFFAIRS		01114415			
Account Code	LINE ITEM RESOURCES	ACTUAL FY 17-18	ACTUAL FY 18-19	ADOPTED FY 19-20	PROPOSED FY 20-21
61000	Salaries Regular	843,584	984,764	819,470	1,171,900
61020	Salaries Part-Time	23,795	9,920	30,400	0
61040	Salaries Overtime	29,225	43,149	30,000	30,000
61100	Retirement-Employer Normal Cost	85,216	95,923	84,010	123,010
61110	Part-Time Retirement	892	373	1,130	0
61120	Medicare Insurance	12,770	14,911	10,060	15,340
61130	Health Insurance	96,215	100,057	86,350	99,360
61170	Retiree Health Benefits	3,108	9,279	15,630	28,910
61180	Worker Compensation Insurance	66,434	68,418	56,930	68,240
	SUBTOTAL SALARIES & BENEFITS	1,161,239	1,326,795	1,133,980	1,536,760
62120	Training, Transportation, Meetings	17,356	9,673	7,300	7,300
62140	Membership, Subscription & Dues	200	675	1,000	1,000
62300	Contract Services-Professional	28,780	23,191	13,500	13,500
	SUBTOTAL CONTRACTUALS	46,336	33,540	21,800	21,800
63001	Miscellaneous Operating Expenses	3,776	7,357	4,000	4,000
63300	Gas & Diesel	4,056	4,381	4,400	6,270
	SUBTOTAL COMMODITIES	7,832	11,738	8,400	10,270
65010	Rental City Equipment	6,528	6,528	10,900	10,900
65012	Accident Repair & Replacement	1,440	1,824	1,800	1,800
65040	IT Maintenance Charge	0	0	30,120	30,120
65100	Insurance Charges	0	56,507	55,730	51,840
65105	Benefits Overhead	0	0	0	2,460
65210	Delivery Charges	0	0	230	230
	SUBTOTAL FIXED CHARGES	7,968	64,859	98,780	97,350
	TOTAL	1,223,375	1,436,931	1,262,960	1,666,180

GENERAL FUND

POLICE DEPARTMENT		ACCOUNTING UNIT			
FIELD OPERATIONS		01114420			
Account Code	LINE ITEM RESOURCES	ACTUAL FY 17-18	ACTUAL FY 18-19	ADOPTED FY 19-20	PROPOSED FY 20-21
61000	Salaries Regular	24,524,091	26,407,768	32,102,800	34,693,190
61010	Salaries Cash Out/Separation	1,179,921	1,384,380	650,000	1,150,000
61020	Salaries Part-Time	61,929	90,377	202,500	208,580
61040	Salaries Overtime	1,115,614	750,313	2,442,300	1,865,000
61100	Retirement-Employer Normal Cost	11,652,281	3,434,081	4,385,510	5,186,990
61101	Retirement - Employer Unfunded	0	10,037,232	0	0
61110	Part-Time Retirement	1,357	2,323	3,420	7,820
61120	Medicare Insurance	383,853	419,601	396,450	474,540
61130	Health Insurance	3,896,644	3,945,324	4,659,780	4,487,150
61170	Retiree Health Benefits	154,424	473,181	566,280	682,140
61180	Worker Compensation Insurance	2,126,173	1,992,892	1,854,930	2,593,790
	SUBTOTAL SALARIES & BENEFITS	45,096,288	48,937,472	47,263,970	51,349,200
62000	Utilities	4,798	3,179	0	0
62010	Communications	1,176	1,207	6,800	6,800
62120	Training, Transportation, Meetings	103,139	145,226	92,100	89,050
62140	Membership, Subscription & Dues	3,154	5,279	6,000	6,000
62300	Contract Services-Professional	717,465	396,681	762,400	762,400
62600	Parking Validation	14,954	13,141	9,200	9,200
	SUBTOTAL CONTRACTUALS	844,686	564,713	876,500	873,450
63001	Miscellaneous Operating Expenses	78,471	105,478	65,000	62,000
63200	Operating Materials & Supplies	0	0	88,000	0
63300	Gas & Diesel	491,952	623,850	479,000	682,850
	SUBTOTAL COMMODITIES	570,422	729,328	632,000	744,850
65010	Rental City Equipment	1,144,461	1,066,671	1,218,900	1,218,900
65011	Equipment Replacement Charges	567,184	727,262	785,300	785,300
65012	Accident Repair & Replacement	104,552	155,962	128,300	128,300
65020	City Yard Rental	14,400	15,600	15,600	15,600
65040	IT Maintenance Charge	0	0	236,440	236,440
65100	Insurance Charges	3,799,040	1,628,231	1,830,800	1,970,600
65105	Benefits Overhead	0	0	0	93,400
65210	Delivery Charges	0	0	7,500	7,500
65400	Indirect Costs	0	45,604	0	0
	SUBTOTAL FIXED CHARGES	5,629,637	3,639,329	4,222,840	4,456,040
66400	Machinery & Equipment	0	0	110,000	0
	SUBTOTAL CAPITAL	0	0	110,000	0
	TOTAL	52,141,033	53,870,843	53,105,310	57,423,540

GENERAL FUND

POLICE DEPARTMENT		ACCOUNTING UNIT			
INFORMATION SERVICES		01114425			
Account Code	LINE ITEM RESOURCES	ACTUAL FY 17-18	ACTUAL FY 18-19	ADOPTED FY 19-20	PROPOSED FY 20-21
61000	Salaries Regular	711,753	738,624	729,130	826,010
61040	Salaries Overtime	4,790	27,537	10,000	10,000
61100	Retirement-Employer Normal Cost	199,733	32,037	36,320	47,810
61101	Retirement - Employer Unfunded	0	262,021	0	0
61120	Medicare Insurance	10,138	10,713	9,520	11,050
61130	Health Insurance	126,736	130,286	132,040	128,190
61170	Retiree Health Benefits	0	0	4,470	5,200
61180	Worker Compensation Insurance	26,058	50,509	44,070	58,540
	SUBTOTAL SALARIES & BENEFITS	1,079,209	1,251,727	965,550	1,086,800
62120	Training, Transportation, Meetings	1,760	1,826	2,000	2,000
62300	Contract Services-Professional	284,784	344,483	487,660	487,660
	SUBTOTAL CONTRACTUALS	286,543	346,309	489,660	489,660
63001	Miscellaneous Operating Expenses	5,760	50,862	5,000	5,000
63300	Gas & Diesel	33	390	0	0
	SUBTOTAL COMMODITIES	5,793	51,253	5,000	5,000
65010	Rental City Equipment	4,931	7,584	5,500	5,500
65012	Accident Repair & Replacement	288	360	400	400
65040	IT Maintenance Charge	0	0	42,170	42,170
65050	IT Department Specific	59,990	59,990	20,000	20,000
65100	Insurance Charges	0	41,715	43,150	44,480
65105	Benefits Overhead	0	0	0	2,110
65210	Delivery Charges	0	0	180	180
	SUBTOTAL FIXED CHARGES	65,209	109,649	111,400	114,840
	TOTAL	1,436,754	1,758,937	1,571,610	1,696,300

GENERAL FUND

POLICE DEPARTMENT		ACCOUNTING UNIT			
ANIMAL SERVICES		01114430			
Account Code	LINE ITEM RESOURCES	ACTUAL FY 17-18	ACTUAL FY 18-19	ADOPTED FY 19-20	PROPOSED FY 20-21
61000	Salaries Regular	163,085	194,261	207,700	237,030
61040	Salaries Overtime	4,370	1,796	1,000	1,000
61100	Retirement-Employer Normal Cost	52,632	14,241	18,290	23,510
61101	Retirement - Employer Unfunded	0	116,470	0	0
61120	Medicare Insurance	2,392	2,787	2,950	3,400
61130	Health Insurance	42,208	49,036	51,070	47,840
61170	Retiree Health Benefits	459	2,683	3,020	3,490
61180	Worker Compensation Insurance	17,008	12,925	10,930	16,680
	SUBTOTAL SALARIES & BENEFITS	282,154	394,198	294,960	332,950
62120	Training, Transportation, Meetings	104	0	600	600
62140	Membership, Subscription & Dues	0	0	200	200
62300	Contract Services-Professional	2,407,799	2,607,939	2,729,450	2,729,450
	SUBTOTAL CONTRACTUALS	2,407,903	2,607,939	2,730,250	2,730,250
63001	Miscellaneous Operating Expenses	2,078	1,077	9,300	9,300
63300	Gas & Diesel	10,501	19,086	7,000	9,980
	SUBTOTAL COMMODITIES	12,579	20,163	16,300	19,280
65010	Rental City Equipment	16,382	11,688	28,600	28,600
65011	Equipment Replacement Charges	24,256	28,284	28,000	28,000
65012	Accident Repair & Replacement	555	684	700	700
65040	IT Maintenance Charge	0	0	36,150	36,150
65100	Insurance Charges	0	10,675	10,710	12,670
65105	Benefits Overhead	0	0	0	600
65210	Delivery Charges	0	0	40	40
	SUBTOTAL FIXED CHARGES	41,193	51,331	104,200	106,760
	TOTAL	2,743,829	3,073,631	3,145,710	3,189,240

GENERAL FUND

POLICE DEPARTMENT		ACCOUNTING UNIT			
CRIMINAL INVESTIGATIONS		01114435			
Account Code	LINE ITEM RESOURCES	ACTUAL FY 17-18	ACTUAL FY 18-19	ADOPTED FY 19-20	PROPOSED FY 20-21
61000	Salaries Regular	4,137,346	4,197,030	4,384,110	4,611,880
61020	Salaries Part-Time	187,703	205,141	157,830	205,410
61040	Salaries Overtime	292,825	276,374	50,000	50,000
61100	Retirement-Employer Normal Cost	605,592	394,889	429,600	484,850
61101	Retirement - Employer Unfunded	0	249,108	0	0
61110	Part-Time Retirement	4,011	4,552	7,710	7,700
61120	Medicare Insurance	66,099	68,841	55,750	66,000
61130	Health Insurance	631,582	580,646	633,490	532,360
61140	Dental Insurance	0	145	0	0
61170	Retiree Health Benefits	23,886	68,587	79,120	88,570
61180	Worker Compensation Insurance	302,129	308,430	256,850	364,670
	SUBTOTAL SALARIES & BENEFITS	6,251,173	6,353,743	6,054,460	6,411,440
62120	Training, Transportation, Meetings	16,188	32,573	22,300	22,300
62122	Travel For Investigation	603	1,700	9,000	9,000
62140	Membership, Subscription & Dues	443	215	500	500
62300	Contract Services-Professional	79,392	106,707	348,700	198,700
62600	Parking Validation	6,022	4,241	0	0
	SUBTOTAL CONTRACTUALS	102,648	145,435	380,500	230,500
63001	Miscellaneous Operating Expenses	33,303	23,720	20,000	20,000
63300	Gas & Diesel	15,595	17,617	12,200	17,390
	SUBTOTAL COMMODITIES	48,898	41,338	32,200	37,390
65010	Rental City Equipment	45,849	42,108	78,200	78,200
65011	Equipment Replacement Charges	23,136	23,136	17,400	17,400
65012	Accident Repair & Replacement	10,380	12,768	12,800	12,800
65040	IT Maintenance Charge	0	0	210,830	210,830
65100	Insurance Charges	0	254,732	251,460	277,060
65105	Benefits Overhead	0	0	0	13,130
65210	Delivery Charges	0	0	1,040	1,040
	SUBTOTAL FIXED CHARGES	79,365	332,744	571,730	610,460
	TOTAL	6,482,084	6,873,259	7,038,890	7,289,790

GENERAL FUND

POLICE DEPARTMENT		ACCOUNTING UNIT			
CRIMES AGAINST PERSONS		01114440			
Account Code	LINE ITEM RESOURCES	ACTUAL FY 17-18	ACTUAL FY 18-19	ADOPTED FY 19-20	PROPOSED FY 20-21
61000	Salaries Regular	4,938,478	4,908,848	5,482,860	2,799,060
61010	Salaries Cash Out/Separation	361	0	0	0
61020	Salaries Part-Time	68,042	76,465	79,500	68,540
61040	Salaries Overtime	437,599	583,361	175,000	57,750
61100	Retirement-Employer Normal Cost	556,825	463,934	493,940	257,850
61101	Retirement - Employer Unfunded	0	112,744	0	0
61110	Part-Time Retirement	2,552	2,868	2,590	2,580
61120	Medicare Insurance	79,523	78,141	59,530	34,140
61130	Health Insurance	680,667	654,961	662,690	255,230
61170	Retiree Health Benefits	27,285	77,965	88,510	61,540
61180	Worker Compensation Insurance	405,839	367,111	308,700	446,600
	SUBTOTAL SALARIES & BENEFITS	7,197,171	7,326,398	7,353,320	3,983,290
62120	Training, Transportation, Meetings	16,833	11,032	9,000	2,970
62122	Travel For Investigation	0	4,356	5,000	5,000
62140	Membership, Subscription & Dues	750	1,030	0	0
62300	Contract Services-Professional	78,046	76,961	98,400	82,100
62600	Parking Validation	0	948	1,000	1,000
	SUBTOTAL CONTRACTUALS	95,630	94,326	113,400	91,070
63001	Miscellaneous Operating Expenses	17,494	20,599	20,000	17,000
63300	Gas & Diesel	46,268	38,749	46,000	65,580
	SUBTOTAL COMMODITIES	63,762	59,348	66,000	82,580
65010	Rental City Equipment	101,484	101,283	86,600	86,600
65011	Equipment Replacement Charges	41,964	38,496	23,300	23,300
65012	Accident Repair & Replacement	12,096	16,220	12,700	12,700
65040	IT Maintenance Charge	0	0	204,810	204,810
65100	Insurance Charges	0	303,197	302,220	339,300
65105	Benefits Overhead	0	0	0	16,080
65210	Delivery Charges	0	0	1,250	1,250
	SUBTOTAL FIXED CHARGES	155,544	459,196	630,880	684,040
66400	Machinery & Equipment	0	591	0	0
	SUBTOTAL CAPITAL	0	591	0	0
	TOTAL	7,512,107	7,939,859	8,163,600	4,840,980

GENERAL FUND

POLICE DEPARTMENT		ACCOUNTING UNIT			
METROPOLITAN DIVISION		01114441			
Account Code	LINE ITEM RESOURCES	ACTUAL FY 17-18	ACTUAL FY 18-19	ADOPTED FY 19-20	PROPOSED FY 20-21
61000	Salaries Regular	0	0	0	4,155,680
61020	Salaries Part-Time	0	0	0	13,350
61040	Salaries Overtime	0	0	0	117,250
61100	Retirement-Employer Normal Cost	0	0	0	575,050
61110	Part-Time Retirement	0	0	0	500
61120	Medicare Insurance	0	0	0	60,100
61130	Health Insurance	0	0	0	553,940
61170	Retiree Health Benefits	0	0	0	86,900
	SUBTOTAL SALARIES & BENEFITS	0	0	0	5,562,770
62120	Training, Transportation, Meetings	0	0	0	9,080
62300	Contract Services-Professional	0	0	0	16,300
	SUBTOTAL CONTRACTUALS	0	0	0	25,380
63001	Miscellaneous Operating Expenses	0	0	0	6,000
	SUBTOTAL COMMODITIES	0	0	0	6,000
	TOTAL	0	0	0	5,594,150

GENERAL FUND

POLICE DEPARTMENT		ACCOUNTING UNIT			
SPECIAL INVESTIGATIONS		01114445			
Account Code	LINE ITEM RESOURCES	ACTUAL FY 17-18	ACTUAL FY 18-19	ADOPTED FY 19-20	PROPOSED FY 20-21
61000	Salaries Regular	2,251,252	1,991,556	1,525,370	998,890
61020	Salaries Part-Time	0	20,833	16,500	17,000
61040	Salaries Overtime	141,018	121,630	27,000	27,000
61100	Retirement-Employer Normal Cost	261,161	177,319	108,590	101,700
61101	Retirement - Employer Unfunded	0	101,718	0	0
61110	Part-Time Retirement	0	843	3,120	640
61120	Medicare Insurance	43,573	33,094	14,100	13,950
61130	Health Insurance	310,970	266,155	148,890	109,300
61170	Retiree Health Benefits	14,849	35,050	21,220	17,370
61180	Worker Compensation Insurance	217,753	140,684	109,120	123,800
	SUBTOTAL SALARIES & BENEFITS	3,240,576	2,888,883	1,973,910	1,409,650
62010	Communications	1,354	0	3,700	3,700
62120	Training, Transportation, Meetings	7,275	11,815	3,000	3,000
62122	Travel For Investigation	1,062	0	2,000	2,000
62140	Membership, Subscription & Dues	415	930	0	0
62300	Contract Services-Professional	66,067	50,843	32,200	32,200
	SUBTOTAL CONTRACTUALS	76,173	63,588	40,900	40,900
63001	Miscellaneous Operating Expenses	26,963	15,796	37,600	37,600
63300	Gas & Diesel	21,933	19,040	10,300	14,680
	SUBTOTAL COMMODITIES	48,896	34,836	47,900	52,280
65040	IT Maintenance Charge	0	0	108,430	108,430
65100	Insurance Charges	0	116,191	118,120	94,050
65105	Benefits Overhead	0	0	0	4,460
65210	Delivery Charges	0	0	490	490
	SUBTOTAL FIXED CHARGES	0	116,191	227,040	207,430
	TOTAL	3,365,644	3,103,497	2,289,750	1,710,260

GENERAL FUND

POLICE DEPARTMENT		ACCOUNTING UNIT			
EVIDENCE		01114448			
Account Code	LINE ITEM RESOURCES	ACTUAL FY 17-18	ACTUAL FY 18-19	ADOPTED FY 19-20	PROPOSED FY 20-21
61000	Salaries Regular	514,613	542,664	496,450	465,470
61020	Salaries Part-Time	0	28,580	77,300	79,620
61040	Salaries Overtime	41,341	40,337	0	0
61100	Retirement-Employer Normal Cost	142,965	16,740	20,380	53,650
61101	Retirement - Employer Unfunded	0	136,913	0	0
61110	Part-Time Retirement	0	308	2,990	2,990
61120	Medicare Insurance	8,773	8,824	6,760	9,400
61130	Health Insurance	131,124	129,057	124,320	112,040
61170	Retiree Health Benefits	3,637	10,421	9,250	10,850
61180	Worker Compensation Insurance	20,587	40,318	34,690	46,070
	SUBTOTAL SALARIES & BENEFITS	863,040	954,163	772,140	780,090
62120	Training, Transportation, Meetings	2,074	601	4,000	4,000
62140	Membership, Subscription & Dues	225	345	500	500
62300	Contract Services-Professional	13,002	12,554	10,000	10,000
	SUBTOTAL CONTRACTUALS	15,300	13,500	14,500	14,500
63001	Miscellaneous Operating Expenses	11,322	11,377	10,000	10,000
	SUBTOTAL COMMODITIES	11,322	11,377	10,000	10,000
65040	IT Maintenance Charge	0	0	42,170	42,170
65100	Insurance Charges	0	33,299	33,970	35,000
65105	Benefits Overhead	0	0	0	1,660
65210	Delivery Charges	0	0	140	140
	SUBTOTAL FIXED CHARGES	0	33,299	76,280	78,970
	TOTAL	889,663	1,012,339	872,920	883,560

GENERAL FUND

POLICE DEPARTMENT		ACCOUNTING UNIT			
CDC		01114450			
Account Code	LINE ITEM RESOURCES	ACTUAL FY 17-18	ACTUAL FY 18-19	ADOPTED FY 19-20	PROPOSED FY 20-21
61000	Salaries Regular	318,060	346,667	412,090	507,940
61020	Salaries Part-Time	5,243	937	24,700	25,440
61040	Salaries Overtime	9,703	5,736	0	0
61100	Retirement-Employer Normal Cost	91,431	11,472	17,880	38,700
61101	Retirement - Employer Unfunded	0	93,826	0	0
61110	Part-Time Retirement	197	33	930	950
61120	Medicare Insurance	4,957	5,170	5,610	7,590
61130	Health Insurance	88,053	86,865	103,600	112,440
61170	Retiree Health Benefits	1,952	5,908	7,700	9,560
61180	Worker Compensation Insurance	11,339	23,294	19,780	35,070
	SUBTOTAL SALARIES & BENEFITS	530,935	579,908	592,290	737,690
62010	Communications	0	1,533	0	0
62120	Training, Transportation, Meetings	0	408	0	0
62300	Contract Services-Professional	19,352	12,898	39,500	39,500
	SUBTOTAL CONTRACTUALS	19,352	14,839	39,500	39,500
63001	Miscellaneous Operating Expenses	586,674	656,626	604,800	604,800
63300	Gas & Diesel	3,571	3,475	4,800	6,840
	SUBTOTAL COMMODITIES	590,245	660,101	609,600	611,640
65010	Rental City Equipment	19,476	19,476	46,700	46,700
65012	Accident Repair & Replacement	1,944	2,460	2,500	2,500
65040	IT Maintenance Charge	0	0	36,140	36,140
65100	Insurance Charges	0	19,238	19,370	26,640
65105	Benefits Overhead	0	0	0	1,260
65210	Delivery Charges	0	0	80	80
	SUBTOTAL FIXED CHARGES	21,420	41,174	104,790	113,320
66400	Machinery & Equipment	(140)	0	0	0
	SUBTOTAL CAPITAL	(140)	0	0	0
	TOTAL	1,161,812	1,296,022	1,346,180	1,502,150

GENERAL FUND

POLICE DEPARTMENT		ACCOUNTING UNIT			
FORENSIC SERVICES		01114455			
Account Code	LINE ITEM RESOURCES	ACTUAL FY 17-18	ACTUAL FY 18-19	ADOPTED FY 19-20	PROPOSED FY 20-21
61000	Salaries Regular	1,311,299	1,246,660	1,295,500	1,634,770
61020	Salaries Part-Time	87,871	77,121	82,400	84,870
61040	Salaries Overtime	115,106	129,663	50,000	50,000
61100	Retirement-Employer Normal Cost	339,533	27,608	50,820	98,580
61101	Retirement - Employer Unfunded	0	225,794	0	0
61110	Part-Time Retirement	3,296	2,892	3,090	3,180
61120	Medicare Insurance	19,797	19,581	15,910	24,800
61130	Health Insurance	241,819	219,244	249,670	280,360
61170	Retiree Health Benefits	7,978	20,959	22,570	30,680
61180	Worker Compensation Insurance	30,397	95,817	83,320	110,630
	SUBTOTAL SALARIES & BENEFITS	2,157,096	2,065,339	1,853,280	2,317,870
62120	Training, Transportation, Meetings	16,133	19,414	15,000	20,000
62140	Membership, Subscription & Dues	585	405	800	800
62300	Contract Services-Professional	26,157	28,838	58,600	38,600
	SUBTOTAL CONTRACTUALS	42,875	48,657	74,400	59,400
63001	Miscellaneous Operating Expenses	23,429	23,325	33,300	28,300
63300	Gas & Diesel	16,658	16,997	17,800	25,380
	SUBTOTAL COMMODITIES	40,087	40,322	51,100	53,680
65010	Rental City Equipment	26,400	26,400	44,000	44,000
65011	Equipment Replacement Charges	48,120	48,120	48,100	48,100
65012	Accident Repair & Replacement	1,980	7,296	6,400	6,400
65040	IT Maintenance Charge	0	0	96,380	96,380
65100	Insurance Charges	0	79,135	81,570	84,050
65105	Benefits Overhead	0	0	0	3,980
65210	Delivery Charges	0	0	340	340
	SUBTOTAL FIXED CHARGES	76,500	160,951	276,790	283,250
	TOTAL	2,316,558	2,315,269	2,255,570	2,714,200

GENERAL FUND

POLICE DEPARTMENT		ACCOUNTING UNIT			
RECORDS SERVICES		01114460			
Account Code	LINE ITEM RESOURCES	ACTUAL FY 17-18	ACTUAL FY 18-19	ADOPTED FY 19-20	PROPOSED FY 20-21
61000	Salaries Regular	969,018	1,023,255	1,119,460	1,028,280
61010	Salaries Cash Out/Separation	6,166	0	0	0
61020	Salaries Part-Time	65,268	51,660	119,100	122,670
61040	Salaries Overtime	99,030	101,052	10,000	10,000
61100	Retirement-Employer Normal Cost	279,736	31,275	46,960	74,700
61101	Retirement - Employer Unfunded	0	255,790	0	0
61110	Part-Time Retirement	588	224	4,430	4,600
61120	Medicare Insurance	16,152	16,993	15,100	20,410
61130	Health Insurance	173,841	195,421	245,620	239,700
61170	Retiree Health Benefits	0	0	3,990	4,530
61180	Worker Compensation Insurance	17,566	77,525	68,800	99,440
	SUBTOTAL SALARIES & BENEFITS	1,627,366	1,753,195	1,633,460	1,604,330
62120	Training, Transportation, Meetings	575	1,456	2,000	2,000
62140	Membership, Subscription & Dues	0	0	100	100
62300	Contract Services-Professional	79,236	114,281	72,000	72,000
62600	Parking Validation	118	0	0	0
	SUBTOTAL CONTRACTUALS	79,928	115,737	74,100	74,100
63001	Miscellaneous Operating Expenses	36,559	16,297	36,200	36,200
	SUBTOTAL COMMODITIES	36,559	16,297	36,200	36,200
65040	IT Maintenance Charge	0	0	114,450	114,450
65100	Insurance Charges	0	64,028	67,360	75,550
65105	Benefits Overhead	0	0	0	3,580
65210	Delivery Charges	0	0	280	280
	SUBTOTAL FIXED CHARGES	0	64,028	182,090	193,860
	TOTAL	1,743,854	1,949,257	1,925,850	1,908,490

GENERAL FUND

POLICE DEPARTMENT		ACCOUNTING UNIT			
COMMUNICATIONS		01114465			
Account Code	LINE ITEM RESOURCES	ACTUAL FY 17-18	ACTUAL FY 18-19	ADOPTED FY 19-20	PROPOSED FY 20-21
61000	Salaries Regular	2,867,417	2,852,068	3,577,750	4,045,710
61020	Salaries Part-Time	21,410	40,957	64,900	66,850
61040	Salaries Overtime	278,785	308,026	210,500	210,500
61100	Retirement-Employer Normal Cost	808,859	94,721	196,110	260,760
61101	Retirement - Employer Unfunded	0	774,691	0	0
61110	Part-Time Retirement	389	444	2,470	2,510
61120	Medicare Insurance	45,261	45,178	48,950	58,650
61130	Health Insurance	670,041	607,917	831,880	747,940
61170	Retiree Health Benefits	18,674	50,716	68,740	76,930
61180	Worker Compensation Insurance	52,438	211,027	178,290	292,470
	SUBTOTAL SALARIES & BENEFITS	4,763,273	4,985,745	5,179,590	5,762,320
62010	Communications	132	0	0	0
62120	Training, Transportation, Meetings	8,422	11,893	11,200	11,200
62140	Membership, Subscription & Dues	675	750	900	900
62300	Contract Services-Professional	125,855	183,494	213,800	299,850
62600	Parking Validation	293	0	0	0
	SUBTOTAL CONTRACTUALS	135,376	196,138	225,900	311,950
63001	Miscellaneous Operating Expenses	3,954	3,028	3,800	3,800
	SUBTOTAL COMMODITIES	3,954	3,028	3,800	3,800
65040	IT Maintenance Charge	0	0	240,950	240,950
65100	Insurance Charges	0	174,287	174,550	222,200
65105	Benefits Overhead	0	0	0	10,530
65210	Delivery Charges	0	0	720	720
	SUBTOTAL FIXED CHARGES	0	174,287	416,220	474,400
67100	Principal-Debt Services	208,328	142,820	167,100	167,100
67110	Interest-Debt Services	39,444	38,199	39,400	39,400
67200	Principal-Capital Lease	437,732	410,995	544,600	544,600
67210	Interest-Capital Lease	127,583	114,646	0	0
	SUBTOTAL DEBT SERVICE	813,088	706,661	751,100	751,100
	TOTAL	5,715,691	6,065,859	6,576,610	7,303,570

GENERAL FUND

POLICE DEPARTMENT		ACCOUNTING UNIT			
VICE/NARCOTICS		01114470			
Account Code	LINE ITEM RESOURCES	ACTUAL FY 17-18	ACTUAL FY 18-19	ADOPTED FY 19-20	PROPOSED FY 20-21
61000	Salaries Regular	55,866	256	124,110	129,360
61040	Salaries Overtime	56,678	3,418	250,000	250,000
61100	Retirement-Employer Normal Cost	4,595	27	12,770	14,870
61120	Medicare Insurance	918	5	1,640	1,860
61130	Health Insurance	6,854	40	20,720	18,600
61170	Retiree Health Benefits	0	0	2,260	2,360
61180	Worker Compensation Insurance	4,980	242	11,530	9,960
	SUBTOTAL SALARIES & BENEFITS	129,891	3,988	423,030	427,010
62120	Training, Transportation, Meetings	4,271	0	0	0
62300	Contract Services-Professional	130	1,260	0	0
	SUBTOTAL CONTRACTUALS	4,401	1,260	0	0
63001	Miscellaneous Operating Expenses	348	295	0	0
	SUBTOTAL COMMODITIES	348	295	0	0
65100	Insurance Charges	0	200	0	7,570
65105	Benefits Overhead	0	0	0	360
	SUBTOTAL FIXED CHARGES	0	200	0	7,930
	TOTAL	134,640	5,742	423,030	434,940

GENERAL FUND

POLICE DEPARTMENT		ACCOUNTING UNIT			
INVESTIGATIONS SUPPORT SERVICE		01114471			
Account Code	LINE ITEM RESOURCES	ACTUAL FY 17-18	ACTUAL FY 18-19	ADOPTED FY 19-20	PROPOSED FY 20-21
61000	Salaries Regular	0	0	1,063,350	1,241,180
61020	Salaries Part-Time	0	0	54,000	55,620
61040	Salaries Overtime	0	0	0	14,500
61100	Retirement-Employer Normal Cost	0	0	87,710	124,210
61110	Part-Time Retirement	0	0	60	2,090
61120	Medicare Insurance	0	0	11,970	20,510
61130	Health Insurance	0	0	191,090	214,120
61170	Retiree Health Benefits	0	0	19,180	30,550
	SUBTOTAL SALARIES & BENEFITS	0	0	1,427,360	1,702,780
62120	Training, Transportation, Meetings	0	0	2,000	3,000
62140	Membership, Subscription & Dues	0	0	0	200
62300	Contract Services-Professional	0	0	2,000	6,500
	SUBTOTAL CONTRACTUALS	0	0	4,000	9,700
63001	Miscellaneous Operating Expenses	0	0	2,000	1,800
	SUBTOTAL COMMODITIES	0	0	2,000	1,800
65105	Benefits Overhead	0	0	0	3,230
	SUBTOTAL FIXED CHARGES	0	0	0	3,230
	TOTAL	0	0	1,433,360	1,717,510

GENERAL FUND

POLICE DEPARTMENT		ACCOUNTING UNIT			
JAIL OPERATIONS		01114475			
Account Code	LINE ITEM RESOURCES	ACTUAL FY 17-18	ACTUAL FY 18-19	ADOPTED FY 19-20	PROPOSED FY 20-21
61000	Salaries Regular	7,464,411	8,079,048	9,205,300	9,771,070
61020	Salaries Part-Time	262,335	111,485	468,900	296,730
61040	Salaries Overtime	1,046,016	1,310,532	571,700	571,700
61100	Retirement-Employer Normal Cost	1,975,932	208,054	369,710	572,190
61101	Retirement - Employer Unfunded	0	1,701,599	0	0
61110	Part-Time Retirement	7,931	3,418	21,910	18,110
61120	Medicare Insurance	125,588	135,605	117,140	141,670
61130	Health Insurance	1,569,037	1,668,795	1,871,110	1,761,380
61170	Retiree Health Benefits	42,533	127,947	145,190	169,740
61180	Worker Compensation Insurance	269,145	626,351	529,960	776,740
	SUBTOTAL SALARIES & BENEFITS	12,762,927	13,972,834	13,300,920	14,079,330
62120	Training, Transportation, Meetings	2,528	4,426	5,000	5,000
62300	Contract Services-Professional	3,198,492	4,553,215	3,933,100	4,043,100
	SUBTOTAL CONTRACTUALS	3,201,020	4,557,641	3,938,100	4,048,100
63001	Miscellaneous Operating Expenses	254,062	336,821	259,600	259,600
63300	Gas & Diesel	15,023	16,370	14,300	20,390
	SUBTOTAL COMMODITIES	269,085	353,191	273,900	279,990
65010	Rental City Equipment	29,112	28,272	24,400	24,400
65011	Equipment Replacement Charges	0	0	6,200	6,200
65012	Accident Repair & Replacement	720	3,648	3,600	3,600
65040	IT Maintenance Charge	0	0	572,260	572,260
65100	Insurance Charges	0	517,303	518,840	590,120
65105	Benefits Overhead	0	0	0	27,970
65210	Delivery Charges	0	0	2,150	2,150
	SUBTOTAL FIXED CHARGES	29,832	549,223	1,127,450	1,226,700
	TOTAL	16,262,864	19,432,889	18,640,370	19,634,120

GENERAL FUND

POLICE DEPARTMENT		ACCOUNTING UNIT			
REGIONAL NARCOTIC SUPPRESSION		01114480			
Account Code	LINE ITEM RESOURCES	ACTUAL FY 17-18	ACTUAL FY 18-19	ADOPTED FY 19-20	PROPOSED FY 20-21
61000	Salaries Regular	1,074,992	1,010,093	1,139,140	352,210
61010	Salaries Cash Out/Separation	105,612	0	0	0
61040	Salaries Overtime	6,200	7,288	9,400	9,400
61100	Retirement-Employer Normal Cost	118,787	106,475	122,100	19,470
61120	Medicare Insurance	19,162	20,836	14,930	2,440
61130	Health Insurance	138,371	122,082	148,090	15,670
61170	Retiree Health Benefits	5,504	14,045	22,390	3,080
61180	Worker Compensation Insurance	111,185	67,070	56,780	91,460
	SUBTOTAL SALARIES & BENEFITS	1,579,812	1,347,890	1,512,830	493,730
62300	Contract Services-Professional	18,740	2,971	8,500	8,500
	SUBTOTAL CONTRACTUALS	18,740	2,971	8,500	8,500
63001	Miscellaneous Operating Expenses	0	229	0	0
	SUBTOTAL COMMODITIES	0	229	0	0
65040	IT Maintenance Charge	0	0	42,170	42,170
65100	Insurance Charges	0	55,393	55,590	69,490
65105	Benefits Overhead	0	0	0	3,290
65210	Delivery Charges	0	0	230	230
	SUBTOTAL FIXED CHARGES	0	55,393	97,990	115,180
	TOTAL	1,598,552	1,406,483	1,619,320	617,410

GENERAL FUND

POLICE DEPARTMENT		ACCOUNTING UNIT			
HOMELAND SECURITY & EMERGENCY MANAGEMENT		01114485			
Account Code	LINE ITEM RESOURCES	ACTUAL FY 17-18	ACTUAL FY 18-19	ADOPTED FY 19-20	PROPOSED FY 20-21
61000	Salaries Regular	148,442	206,221	124,890	129,840
61040	Salaries Overtime	1,537	2,887	10,000	10,000
61100	Retirement-Employer Normal Cost	50,157	10,633	3,700	5,250
61101	Retirement - Employer Unfunded	0	86,963	0	0
61120	Medicare Insurance	2,214	3,076	1,670	1,870
61130	Health Insurance	42,177	44,674	20,720	18,600
61170	Retiree Health Benefits	975	3,528	2,300	2,390
61180	Worker Compensation Insurance	2,993	13,785	12,780	10,030
	SUBTOTAL SALARIES & BENEFITS	248,495	371,767	176,060	177,980
62120	Training, Transportation, Meetings	276	991	1,000	1,000
62140	Membership, Subscription & Dues	0	0	200	200
62300	Contract Services-Professional	0	2,930	0	0
	SUBTOTAL CONTRACTUALS	276	3,921	1,200	1,200
63001	Miscellaneous Operating Expenses	876	35,367	18,700	18,700
63300	Gas & Diesel	1,885	1,832	1,800	2,570
	SUBTOTAL COMMODITIES	2,761	37,199	20,500	21,270
65010	Rental City Equipment	26,216	25,800	32,600	32,600
65012	Accident Repair & Replacement	1,800	3,648	3,600	3,600
65040	IT Maintenance Charge	0	0	6,020	6,020
65100	Insurance Charges	0	11,385	12,510	7,620
65105	Benefits Overhead	0	0	0	360
65210	Delivery Charges	0	0	50	50
	SUBTOTAL FIXED CHARGES	28,016	40,833	54,780	50,250
68000	Transfer to Fund 404 (Police Bldg/Ross Annex Debt)	5,255	5,227	5,130	5,260
	SUBTOTAL TRANSFERS	5,255	5,227	5,130	5,260
	TOTAL	284,803	458,947	257,670	255,960

GENERAL FUND

POLICE DEPARTMENT		ACCOUNTING UNIT			
TOBACCO RETAIL LICENSE PRG		01114490			
Account Code	LINE ITEM RESOURCES	ACTUAL FY 17-18	ACTUAL FY 18-19	ADOPTED FY 19-20	PROPOSED FY 20-21
61000	Salaries Regular	92,029	66,002	91,400	98,530
61040	Salaries Overtime	53,092	49,342	75,000	75,000
61100	Retirement-Employer Normal Cost	24,873	1,158	2,710	10,260
61101	Retirement - Employer Unfunded	0	9,467	0	0
61120	Medicare Insurance	1,322	1,658	1,220	1,230
61130	Health Insurance	19,848	14,064	20,720	18,690
61170	Retiree Health Benefits	594	1,655	1,680	1,700
61180	Worker Compensation Insurance	1,528	7,604	7,010	7,340
	SUBTOTAL SALARIES & BENEFITS	193,285	150,949	199,740	212,750
62120	Training, Transportation, Meetings	0	0	1,000	1,000
	SUBTOTAL CONTRACTUALS	0	0	1,000	1,000
63001	Miscellaneous Operating Expenses	370	317	500	500
	SUBTOTAL COMMODITIES	370	317	500	500
65040	IT Maintenance Charge	0	0	6,020	6,020
65100	Insurance Charges	0	6,280	6,860	5,580
65105	Benefits Overhead	0	0	0	270
65210	Delivery Charges	0	0	30	30
	SUBTOTAL FIXED CHARGES	0	6,280	12,910	11,900
	TOTAL	193,654	157,546	214,150	226,150

**GENERAL FUND
DEPARTMENT RESOURCE SUMMARY**

FIRE DEPARTMENT

ACTIVITIES		ACTUAL FY 17-18	ACTUAL FY 18-19	ADOPTED FY 19-20	PROPOSED FY 20-21
EXPENDITURES					
01115330	FIRE SUPPRESSION/EMS	49,960,061	51,870,917	45,640,920	49,470,160
	TOTAL EXPENDITURES	49,960,061	51,870,917	45,640,920	49,470,160
OPERATING EXPENSES		ACTUAL FY 17-18	ACTUAL FY 18-19	ADOPTED FY 19-20	PROPOSED FY 20-21
61000	SALARIES & BENEFITS	7,371,396	9,093,132	0	0
62000	CONTRACTUALS	42,534,905	42,774,030	45,637,190	49,466,400
65000	FIXED CHARGES	50,005	0	0	0
68000	TRANSFERS	3,755	3,755	3,730	3,760
	TOTAL	49,960,061	51,870,917	45,640,920	49,470,160

GENERAL FUND

FIRE DEPARTMENT		ACCOUNTING UNIT			
FIRE SUPPRESSION/EMS		01115330			
Account Code	LINE ITEM RESOURCES	ACTUAL FY 17-18	ACTUAL FY 18-19	ADOPTED FY 19-20	PROPOSED FY 20-21
61100	Retirement-Employer Normal Cost	7,371,396	0	0	0
61101	Retirement - Employer Unfunded	0	9,093,115	0	0
61120	Medicare Insurance	0	17	0	0
	SUBTOTAL SALARIES & BENEFITS	7,371,396	9,093,132	0	0
62000	Utilities	202,086	0	0	0
62010	Communications	1,080	1,178	1,400	1,400
62251	Other Agency Services	7,107	13,356	13,890	15,000
62300	Contract Services-Professional	42,324,632	42,759,496	45,621,900	49,450,000
	SUBTOTAL CONTRACTUALS	42,534,905	42,774,030	45,637,190	49,466,400
65100	Insurance Charges	50,005	0	0	0
	SUBTOTAL FIXED CHARGES	50,005	0	0	0
68000	Transfer to Fund 404 (Police Bldg/Ross Annex Debt)	3,755	3,755	3,730	3,760
	SUBTOTAL TRANSFERS	3,755	3,755	3,730	3,760
	TOTAL	49,960,061	51,870,917	45,640,920	49,470,160

**GENERAL FUND
DEPARTMENT RESOURCE SUMMARY**

PLNG & BLG AGY

ACTIVITIES	ACTUAL FY 17-18	ACTUAL FY 18-19	ADOPTED FY 19-20	PROPOSED FY 20-21
EXPENDITURES				
01116500 PLNG & BLG AGY-ADMINISTRATION	1,884,842	1,832,984	2,440,920	2,344,140
01116510 PLNG & BLG AGY-PLANNING	1,918,753	3,636,514	2,967,780	2,481,870
01116520 PLNG & BLG AGY-PERMIT & INS SV	1,913,282	1,931,532	2,417,970	2,012,320
01116530 PLNG & BLG AGY-PERMIT & PLN CK	2,230,580	2,095,943	2,137,370	1,997,360
01116540 PLNG & BLG AGY-COMM PRESERVA	1,363,681	1,220,274	1,871,860	1,811,520
01116550 PROACTIV RENTL ENFORCEMENT PRG	304,270	475,875	694,740	603,740
01116560 NEIGHBORHOOD INITIATIVES PROGR	564,048	595,236	696,740	583,480
TOTAL EXPENDITURES	10,179,456	11,788,359	13,227,380	11,834,430
OPERATING EXPENSES	ACTUAL FY 17-18	ACTUAL FY 18-19	ADOPTED FY 19-20	PROPOSED FY 20-21
61000 SALARIES & BENEFITS	8,241,252	8,651,691	9,013,960	8,251,080
62000 CONTRACTUALS	505,436	694,788	971,500	857,700
63000 COMMODITIES	236,944	219,931	220,000	224,840
65000 FIXED CHARGES	776,610	953,871	2,004,660	2,081,180
67000 DEBT SERVICE	22,979	21,843	23,000	23,000
68000 TRANSFERS	396,235	1,246,235	994,260	396,630
TOTAL	10,179,456	11,788,359	13,227,380	11,834,430

GENERAL FUND

PLNG & BLG AGY		ACCOUNTING UNIT			
PLNG & BLG AGY-ADMINISTRATION		01116500			
Account Code	LINE ITEM RESOURCES	ACTUAL FY 17-18	ACTUAL FY 18-19	ADOPTED FY 19-20	PROPOSED FY 20-21
61000	Salaries Regular	512,777	532,453	600,510	515,310
61010	Salaries Cash Out/Separation	5,245	49,344	0	0
61020	Salaries Part-Time	27,880	31,496	87,700	87,700
61040	Salaries Overtime	2,547	1,562	6,000	6,000
61100	Retirement-Employer Normal Cost	146,139	12,703	23,830	36,630
61101	Retirement - Employer Unfunded	0	103,891	0	0
61110	Part-Time Retirement	1,042	1,169	3,290	3,290
61120	Medicare Insurance	6,759	7,769	9,360	10,150
61130	Health Insurance	85,726	85,585	114,700	109,410
61170	Retiree Health Benefits	0	0	0	1,400
61180	Worker Compensation Insurance	14,705	35,154	47,080	38,690
	SUBTOTAL SALARIES & BENEFITS	802,820	861,125	892,470	808,580
62010	Communications	9,855	11,909	6,400	6,400
62120	Training, Transportation, Meetings	3,471	10,401	10,000	10,000
62130	Tuition Reimbursement	0	0	0	1,000
62131	SAMA Wellness and Fitness Program Reimbursements	0	0	0	300
62140	Membership, Subscription & Dues	119	1,492	1,600	1,600
62300	Contract Services-Professional	43,012	49,152	97,500	74,500
62320	Maintenance & Repair Buildings	0	0	2,100	2,100
62322	Maintenance & Repair Machinery	5,600	759	6,800	6,800
62600	Parking Validation	8,793	14,918	6,000	6,000
62700	Auto Expense	1,000	6,000	5,100	6,000
	SUBTOTAL CONTRACTUALS	71,850	94,631	135,500	114,700
63001	Miscellaneous Operating Expenses	8,541	8,874	7,700	10,400
	SUBTOTAL COMMODITIES	8,541	8,874	7,700	10,400
65000	Building Rental	405,502	405,502	486,490	486,490
65040	IT Maintenance Charge	0	0	30,120	30,120
65050	IT Department Specific	0	0	424,750	424,750
65100	Insurance Charges	176,915	44,775	46,090	46,940
65105	Benefits Overhead	0	0	0	1,990
65210	Delivery Charges	0	0	540	540
	SUBTOTAL FIXED CHARGES	582,417	450,277	987,990	990,830
67200	Principal-Capital Lease	17,668	17,078	23,000	23,000
67210	Interest-Capital Lease	5,312	4,765	0	0
	SUBTOTAL DEBT SERVICE	22,979	21,843	23,000	23,000
68000	Transfer to Fund 404 (Police Bldg/Ross Annex Debt)	396,235	396,235	394,260	396,630
	SUBTOTAL TRANSFERS	396,235	396,235	394,260	396,630
	TOTAL	1,884,842	1,832,984	2,440,920	2,344,140

GENERAL FUND

PLNG & BLG AGY		ACCOUNTING UNIT			
PLNG & BLG AGY-PLANNING		01116510			
Account Code	LINE ITEM RESOURCES	ACTUAL FY 17-18	ACTUAL FY 18-19	ADOPTED FY 19-20	PROPOSED FY 20-21
61000	Salaries Regular	1,050,705	1,379,697	1,385,990	1,347,920
61010	Salaries Cash Out/Separation	33,652	0	0	0
61020	Salaries Part-Time	64,679	79,459	87,700	87,700
61040	Salaries Overtime	12,200	10,236	0	0
61100	Retirement-Employer Normal Cost	308,978	73,635	96,050	122,120
61101	Retirement - Employer Unfunded	0	602,236	0	0
61110	Part-Time Retirement	1,433	1,023	2,000	2,000
61120	Medicare Insurance	16,304	20,770	19,970	22,760
61130	Health Insurance	168,632	198,578	198,470	195,400
61170	Retiree Health Benefits	0	0	0	4,340
61180	Worker Compensation Insurance	25,727	84,010	109,210	82,860
	SUBTOTAL SALARIES & BENEFITS	1,682,309	2,449,643	1,899,390	1,865,100
62010	Communications	21,884	20,638	21,300	18,800
62120	Training, Transportation, Meetings	23,786	20,988	22,300	23,800
62130	Tuition Reimbursement	0	0	0	1,000
62131	SAMA Wellness and Fitness Program Reimbursements	0	0	0	900
62140	Membership, Subscription & Dues	3,255	7,864	4,300	4,300
62200	Advertising	4,019	25,077	23,700	23,700
62300	Contract Services-Professional	94,588	101,863	109,400	267,400
62302	Contracted Vendor Personnel Services	9,666	7,050	9,100	9,100
62322	Maintenance & Repair Machinery	0	0	400	400
62700	Auto Expense	3,206	3,450	0	0
	SUBTOTAL CONTRACTUALS	160,403	186,930	190,500	349,400
63000	Office Supplies	0	0	2,500	0
63001	Miscellaneous Operating Expenses	68,515	37,964	64,900	64,000
63300	Gas & Diesel	193	326	400	570
	SUBTOTAL COMMODITIES	68,708	38,290	67,800	64,570
65010	Rental City Equipment	6,396	4,047	5,450	5,450
65012	Accident Repair & Replacement	936	600	900	900
65040	IT Maintenance Charge	0	0	90,360	90,360
65100	Insurance Charges	0	107,004	112,060	100,510
65105	Benefits Overhead	0	0	0	4,260
65210	Delivery Charges	0	0	1,320	1,320
	SUBTOTAL FIXED CHARGES	7,332	111,651	210,090	202,800
68000	Transfer to Fund 050 (Council Special Projects)	0	850,000	600,000	0
	SUBTOTAL TRANSFERS	0	850,000	600,000	0
	TOTAL	1,918,753	3,636,514	2,967,780	2,481,870

GENERAL FUND

PLNG & BLG AGY		ACCOUNTING UNIT			
PLNG & BLG AGY-PERMIT & INS SV		01116520			
Account Code	LINE ITEM RESOURCES	ACTUAL FY 17-18	ACTUAL FY 18-19	ADOPTED FY 19-20	PROPOSED FY 20-21
61000	Salaries Regular	1,120,858	866,367	1,258,820	1,043,220
61010	Salaries Cash Out/Separation	0	20,019	0	0
61020	Salaries Part-Time	0	0	34,800	34,800
61040	Salaries Overtime	23,134	22,897	20,100	20,100
61100	Retirement-Employer Normal Cost	321,431	42,610	83,190	109,210
61101	Retirement - Employer Unfunded	0	348,492	0	0
61120	Medicare Insurance	16,193	12,805	17,400	19,270
61130	Health Insurance	185,081	188,656	283,590	285,100
61170	Retiree Health Benefits	0	0	0	1,780
61180	Worker Compensation Insurance	93,731	51,987	70,020	72,730
	SUBTOTAL SALARIES & BENEFITS	1,760,428	1,553,833	1,767,920	1,586,210
62010	Communications	29,980	26,662	30,200	30,200
62120	Training, Transportation, Meetings	9,168	10,712	14,900	14,900
62131	SAMA Wellness and Fitness Program Reimbursements	0	0	0	300
62140	Membership, Subscription & Dues	840	1,345	1,800	1,800
62300	Contract Services-Professional	24,024	177,818	344,500	94,500
62322	Maintenance & Repair Machinery	0	0	800	800
	SUBTOTAL CONTRACTUALS	64,012	216,538	392,200	142,500
63000	Office Supplies	0	0	2,000	0
63001	Miscellaneous Operating Expenses	26,011	23,952	19,300	19,000
63300	Gas & Diesel	9,999	10,897	10,900	15,540
	SUBTOTAL COMMODITIES	36,010	34,849	32,200	34,540
65010	Rental City Equipment	34,992	34,908	51,160	51,160
65011	Equipment Replacement Charges	12,276	21,996	13,600	13,600
65012	Accident Repair & Replacement	5,564	3,192	7,200	7,200
65040	IT Maintenance Charge	0	0	84,330	84,330
65100	Insurance Charges	0	66,216	68,550	88,230
65105	Benefits Overhead	0	0	0	3,740
65210	Delivery Charges	0	0	810	810
	SUBTOTAL FIXED CHARGES	52,832	126,312	225,650	249,070
	TOTAL	1,913,282	1,931,532	2,417,970	2,012,320

GENERAL FUND

PLNG & BLG AGY		ACCOUNTING UNIT			
PLNG & BLG AGY-PERMIT & PLN CK		01116530			
Account Code	LINE ITEM RESOURCES	ACTUAL FY 17-18	ACTUAL FY 18-19	ADOPTED FY 19-20	PROPOSED FY 20-21
61000	Salaries Regular	1,352,661	1,101,934	1,325,350	1,143,820
61010	Salaries Cash Out/Separation	33,713	81,867	0	0
61020	Salaries Part-Time	58,302	70,692	76,600	76,600
61040	Salaries Overtime	68,707	52,334	0	0
61100	Retirement-Employer Normal Cost	389,380	36,989	76,420	104,740
61101	Retirement - Employer Unfunded	0	302,524	0	0
61110	Part-Time Retirement	753	1,064	2,900	2,900
61120	Medicare Insurance	21,472	18,060	19,160	21,200
61130	Health Insurance	170,550	142,694	215,920	240,920
61180	Worker Compensation Insurance	24,304	74,716	97,510	78,820
	SUBTOTAL SALARIES & BENEFITS	2,119,842	1,882,874	1,813,860	1,669,000
62010	Communications	17,200	16,478	15,200	15,200
62120	Training, Transportation, Meetings	6,497	1,192	9,000	9,000
62140	Membership, Subscription & Dues	1,600	1,738	4,600	4,600
62300	Contract Services-Professional	57,898	70,471	75,000	75,000
62322	Maintenance & Repair Machinery	0	0	2,800	2,800
	SUBTOTAL CONTRACTUALS	83,195	89,878	106,600	106,600
63001	Miscellaneous Operating Expenses	22,294	22,730	25,600	25,600
63300	Gas & Diesel	522	806	1,500	2,140
	SUBTOTAL COMMODITIES	22,815	23,536	27,100	27,740
65010	Rental City Equipment	4,188	4,188	4,990	4,990
65011	Equipment Replacement Charges	0	0	3,600	3,600
65012	Accident Repair & Replacement	540	300	300	300
65040	IT Maintenance Charge	0	0	84,330	84,330
65100	Insurance Charges	0	95,166	95,460	95,620
65105	Benefits Overhead	0	0	0	4,050
65210	Delivery Charges	0	0	1,130	1,130
	SUBTOTAL FIXED CHARGES	4,728	99,654	189,810	194,020
	TOTAL	2,230,580	2,095,943	2,137,370	1,997,360

GENERAL FUND

PLNG & BLG AGY		ACCOUNTING UNIT			
PLNG & BLG AGY-COMM PRESERVA		01116540			
Account Code	LINE ITEM RESOURCES	ACTUAL FY 17-18	ACTUAL FY 18-19	ADOPTED FY 19-20	PROPOSED FY 20-21
61000	Salaries Regular	745,631	599,357	1,154,170	927,130
61010	Salaries Cash Out/Separation	0	2,477	0	0
61020	Salaries Part-Time	36,857	62,134	33,100	33,100
61040	Salaries Overtime	6,823	11,017	0	0
61100	Retirement-Employer Normal Cost	195,425	16,702	49,190	93,100
61101	Retirement - Employer Unfunded	0	136,596	0	0
61110	Part-Time Retirement	1,378	2,269	1,200	1,200
61120	Medicare Insurance	10,358	8,714	10,960	18,690
61130	Health Insurance	138,899	102,346	176,720	226,540
61170	Retiree Health Benefits	0	0	0	2,610
61180	Worker Compensation Insurance	18,865	38,591	53,050	79,590
	SUBTOTAL SALARIES & BENEFITS	1,154,235	980,201	1,478,390	1,381,960
62010	Communications	29,985	27,223	20,200	20,200
62120	Training, Transportation, Meetings	6,793	8,561	9,000	9,000
62131	SAMA Wellness and Fitness Program Reimbursements	0	0	0	300
62140	Membership, Subscription & Dues	1,230	1,805	3,100	3,100
62300	Contract Services-Professional	71,969	54,323	91,100	91,100
62302	Contracted Vendor Personnel Services	3,503	0	0	0
62322	Maintenance & Repair Machinery	0	50	400	400
	SUBTOTAL CONTRACTUALS	113,479	91,962	123,800	124,100
63001	Miscellaneous Operating Expenses	29,711	37,615	20,700	20,400
63300	Gas & Diesel	7,408	9,400	8,500	12,120
	SUBTOTAL COMMODITIES	37,119	47,015	29,200	32,520
65010	Rental City Equipment	41,508	37,296	70,720	70,720
65011	Equipment Replacement Charges	10,896	10,896	10,900	10,900
65012	Accident Repair & Replacement	6,444	3,750	3,900	3,900
65040	IT Maintenance Charge	0	0	102,400	102,400
65100	Insurance Charges	0	49,154	51,940	80,980
65105	Benefits Overhead	0	0	0	3,430
65210	Delivery Charges	0	0	610	610
	SUBTOTAL FIXED CHARGES	58,848	101,096	240,470	272,940
	TOTAL	1,363,681	1,220,274	1,871,860	1,811,520

GENERAL FUND

PLNG & BLG AGY		ACCOUNTING UNIT			
PROACTIV RENTL ENFORCEMENT PRG		01116550			
Account Code	LINE ITEM RESOURCES	ACTUAL FY 17-18	ACTUAL FY 18-19	ADOPTED FY 19-20	PROPOSED FY 20-21
61000	Salaries Regular	155,024	221,717	430,100	312,650
61010	Salaries Cash Out/Separation	0	59,262	0	0
61020	Salaries Part-Time	395	5,507	0	0
61040	Salaries Overtime	2,197	1,775	0	0
61100	Retirement-Employer Normal Cost	36,637	7,407	23,270	37,840
61101	Retirement - Employer Unfunded	0	71,229	0	0
61110	Part-Time Retirement	15	206	0	0
61120	Medicare Insurance	452	2,059	5,830	6,490
61130	Health Insurance	29,513	43,050	99,240	89,430
61170	Retiree Health Benefits	0	0	0	1,000
61180	Worker Compensation Insurance	4,928	16,481	18,250	24,180
	SUBTOTAL SALARIES & BENEFITS	229,160	428,692	576,690	471,590
62010	Communications	3,158	3,757	2,500	2,500
62120	Training, Transportation, Meetings	0	682	800	800
62140	Membership, Subscription & Dues	0	0	200	200
62300	Contract Services-Professional	0	945	8,500	6,000
62322	Maintenance & Repair Machinery	0	0	100	100
	SUBTOTAL CONTRACTUALS	3,158	5,384	12,100	9,600
63001	Miscellaneous Operating Expenses	1,919	2,493	1,700	4,200
63300	Gas & Diesel	2,915	3,890	3,300	4,700
	SUBTOTAL COMMODITIES	4,834	6,382	5,000	8,900
65010	Rental City Equipment	14,676	10,488	9,100	9,100
65011	Equipment Replacement Charges	3,636	3,636	7,100	7,100
65012	Accident Repair & Replacement	1,440	300	1,200	1,200
65040	IT Maintenance Charge	0	0	18,070	18,070
65100	Insurance Charges	0	20,992	17,870	29,330
65105	Benefits Overhead	0	0	0	1,240
65210	Delivery Charges	0	0	210	210
65220	Treasury Services Charges	47,365	0	47,400	47,400
	SUBTOTAL FIXED CHARGES	67,117	35,416	100,950	113,650
	TOTAL	304,270	475,875	694,740	603,740

GENERAL FUND

PLNG & BLG AGY		ACCOUNTING UNIT			
NEIGHBORHOOD INITIATIVES PROGR		01116560			
Account Code	LINE ITEM RESOURCES	ACTUAL FY 17-18	ACTUAL FY 18-19	ADOPTED FY 19-20	PROPOSED FY 20-21
61000	Salaries Regular	318,581	329,192	451,480	300,210
61020	Salaries Part-Time	19,931	24,658	26,000	26,000
61040	Salaries Overtime	77	0	0	0
61100	Retirement-Employer Normal Cost	84,937	5,783	9,750	21,990
61101	Retirement - Employer Unfunded	0	47,296	0	0
61110	Part-Time Retirement	747	920	1,000	1,000
61120	Medicare Insurance	4,766	4,912	4,800	6,410
61130	Health Insurance	53,213	62,330	65,880	86,180
61180	Worker Compensation Insurance	10,206	20,231	26,330	26,850
	SUBTOTAL SALARIES & BENEFITS	492,458	495,323	585,240	468,640
62010	Communications	912	2,000	2,500	2,500
62012	Cellular Phone Charges	2,263	1,290	0	0
62120	Training, Transportation, Meetings	0	195	600	600
62140	Membership, Subscription & Dues	0	0	800	800
62200	Advertising	0	812	1,100	1,100
62251	Other Agency Services	0	0	400	400
62300	Contract Services-Professional	6,076	5,168	3,800	3,800
62322	Maintenance & Repair Machinery	0	0	1,200	1,200
62600	Parking Validation	86	0	400	400
	SUBTOTAL CONTRACTUALS	9,337	9,465	10,800	10,800
63000	Office Supplies	0	0	5,000	0
63001	Miscellaneous Operating Expenses	58,585	60,485	45,600	45,600
63300	Gas & Diesel	332	500	400	570
	SUBTOTAL COMMODITIES	58,917	60,984	51,000	46,170
65010	Rental City Equipment	2,796	2,796	5,050	5,050
65012	Accident Repair & Replacement	540	900	500	500
65040	IT Maintenance Charge	0	0	18,070	18,070
65100	Insurance Charges	0	25,768	25,780	32,570
65105	Benefits Overhead	0	0	0	1,380
65210	Delivery Charges	0	0	300	300
	SUBTOTAL FIXED CHARGES	3,336	29,464	49,700	57,870
	TOTAL	564,048	595,236	696,740	583,480

**GENERAL FUND
DEPARTMENT RESOURCE SUMMARY**

PUBLIC WORKS

ACTIVITIES	ACTUAL FY 17-18	ACTUAL FY 18-19	ADOPTED FY 19-20	PROPOSED FY 20-21
EXPENDITURES				
01117605 PUB WKS-CITY FCLTIES LIC AGRMT	0	0	0	125,000
01117620 PUBLIC WORKS-TRAFFIC/TRANSPORTATION ENGINEERING	2,369,248	3,891,907	3,617,180	2,641,340
01117621 PUB WKS-BUS SHELTER PROGRAM	0	0	150,000	550,000
01117625 PUB WKS-ROADWAY MARKING/SIGNS	536,253	1,127,884	568,000	593,000
01117630 PUB WKS-STREET LIGHT MAINTENAN	2,485,446	2,152,271	3,068,370	3,136,470
01117642 PUB WKS-GRAFFITI ABATEMENT PROGRAM	1,161,335	1,101,594	1,183,320	1,488,130
01117643 PUB WKS-STREET TREES	0	1,661,378	4,568,960	4,964,630
01117650 PUB WKS-SARTC MAINTENANCE	11,007	36,889	0	0
TOTAL EXPENDITURES	6,563,290	9,971,922	13,155,830	13,498,570
OPERATING EXPENSES	ACTUAL FY 17-18	ACTUAL FY 18-19	ADOPTED FY 19-20	PROPOSED FY 20-21
61000 SALARIES & BENEFITS	1,358,297	1,478,524	3,814,010	3,239,090
62000 CONTRACTUALS	4,025,840	6,252,089	5,775,900	7,016,510
63000 COMMODITIES	76,915	110,242	328,300	385,330
65000 FIXED CHARGES	600,577	658,288	1,356,750	1,548,750
66000 CAPITAL	286,599	1,252,561	885,000	281,530
67000 DEBT SERVICE	134,386	139,978	915,600	946,600
68000 TRANSFERS	80,675	80,240	80,270	80,760
TOTAL	6,563,290	9,971,922	13,155,830	13,498,570

GENERAL FUND

PUBLIC WORKS		ACCOUNTING UNIT			
PUB WKS-CITY FCLTIES LIC AGRMT		01117605			
Account Code	LINE ITEM RESOURCES	ACTUAL FY 17-18	ACTUAL FY 18-19	ADOPTED FY 19-20	PROPOSED FY 20-21
62300	Contract Services-Professional	0	0	0	125,000
	SUBTOTAL CONTRACTUALS	0	0	0	125,000
	TOTAL	0	0	0	125,000

GENERAL FUND

PUBLIC WORKS		ACCOUNTING UNIT			
PUBLIC WORKS-TRAFFIC/TRANSPORTATION ENGINEERING		01117620			
Account Code	LINE ITEM RESOURCES	ACTUAL FY 17-18	ACTUAL FY 18-19	ADOPTED FY 19-20	PROPOSED FY 20-21
61000	Salaries Regular	751,465	820,242	1,134,740	1,022,940
61020	Salaries Part-Time	50,414	52,080	78,500	78,500
61040	Salaries Overtime	444	2,754	4,000	4,000
61100	Retirement-Employer Normal Cost	209,193	21,257	55,140	85,270
61101	Retirement - Employer Unfunded	0	173,853	0	0
61110	Part-Time Retirement	1,891	1,953	0	0
61120	Medicare Insurance	11,281	12,440	15,450	18,880
61130	Health Insurance	111,103	116,496	177,770	251,030
61170	Retiree Health Benefits	0	0	0	1,180
61180	Worker Compensation Insurance	15,259	47,619	155,490	74,300
	SUBTOTAL SALARIES & BENEFITS	1,151,049	1,248,693	1,621,090	1,536,100
62010	Communications	17,334	20,962	23,800	24,800
62120	Training, Transportation, Meetings	3,252	5,996	5,000	5,500
62140	Membership, Subscription & Dues	2,089	1,549	5,000	5,500
62300	Contract Services-Professional	350,194	333,050	848,200	257,810
62321	Maintenance & Repair Improve	0	397,671	0	0
	SUBTOTAL CONTRACTUALS	372,869	759,228	882,000	293,610
63001	Miscellaneous Operating Expenses	33,768	50,690	31,800	33,300
63300	Gas & Diesel	3,080	3,420	3,700	5,270
	SUBTOTAL COMMODITIES	36,848	54,111	35,500	38,570
65000	Building Rental	148,700	148,700	148,700	148,700
65010	Rental City Equipment	22,056	20,136	34,300	34,300
65011	Equipment Replacement Charges	11,244	16,860	11,200	11,200
65012	Accident Repair & Replacement	1,632	1,200	1,200	1,200
65040	IT Maintenance Charge	0	0	56,080	56,080
65100	Insurance Charges	0	138,659	137,390	194,690
65105	Benefits Overhead	0	0	0	3,510
65210	Delivery Charges	0	0	850	850
65240	Public Works Administrative Ch	265,350	205,410	205,400	238,570
	SUBTOTAL FIXED CHARGES	448,982	530,965	595,120	689,100
66100	Land	0	569,055	0	0
66220	Improvements Other Than Building	275,671	646,617	0	0
66400	Machinery & Equipment	0	0	400,000	0
	SUBTOTAL CAPITAL	275,671	1,215,672	400,000	0
67200	Principal-Capital Lease	2,425	2,344	3,200	3,200
67210	Interest-Capital Lease	729	654	0	0
	SUBTOTAL DEBT SERVICE	3,154	2,998	3,200	3,200
68000	Transfer to Fund 404 (Police Bldg/Ross Annex Debt)	80,675	80,240	80,270	80,760
	SUBTOTAL TRANSFERS	80,675	80,240	80,270	80,760
	TOTAL	2,369,248	3,891,907	3,617,180	2,641,340

GENERAL FUND

PUBLIC WORKS		ACCOUNTING UNIT			
PUB WKS-BUS SHELTER PROGRAM		01117621			
Account Code	LINE ITEM RESOURCES	ACTUAL FY 17-18	ACTUAL FY 18-19	ADOPTED FY 19-20	PROPOSED FY 20-21
62300	Contract Services-Professional	0	0	0	400,000
	SUBTOTAL CONTRACTUALS	0	0	0	400,000
63001	Miscellaneous Operating Expenses	0	0	150,000	150,000
	SUBTOTAL COMMODITIES	0	0	150,000	150,000
	TOTAL	0	0	150,000	550,000

GENERAL FUND

PUBLIC WORKS		ACCOUNTING UNIT			
PUB WKS-ROADWAY MARKING/SIGNS		01117625			
Account Code	LINE ITEM RESOURCES	ACTUAL FY 17-18	ACTUAL FY 18-19	ADOPTED FY 19-20	PROPOSED FY 20-21
62300	Contract Services-Professional	515,445	1,104,530	548,000	573,000
	SUBTOTAL CONTRACTUALS	515,445	1,104,530	548,000	573,000
63001	Miscellaneous Operating Expenses	20,809	23,325	20,000	20,000
63300	Gas & Diesel	0	29	0	0
	SUBTOTAL COMMODITIES	20,809	23,354	20,000	20,000
	TOTAL	536,253	1,127,884	568,000	593,000

GENERAL FUND

PUBLIC WORKS		ACCOUNTING UNIT			
PUB WKS-STREET LIGHT MAINTENAN		01117630			
Account Code	LINE ITEM RESOURCES	ACTUAL FY 17-18	ACTUAL FY 18-19	ADOPTED FY 19-20	PROPOSED FY 20-21
61000	Salaries Regular	61,878	74,400	102,340	117,810
61040	Salaries Overtime	423	0	0	0
61100	Retirement-Employer Normal Cost	21,530	7,267	11,240	12,600
61101	Retirement - Employer Unfunded	0	59,432	0	0
61120	Medicare Insurance	874	1,049	1,490	1,710
61130	Health Insurance	14,897	18,164	24,450	26,170
61170	Retiree Health Benefits	0	0	0	190
61180	Worker Compensation Insurance	8,961	4,049	12,050	6,270
	SUBTOTAL SALARIES & BENEFITS	108,563	164,360	151,570	164,750
62000	Utilities	2,023,364	1,666,590	1,573,400	1,400,000
62300	Contract Services-Professional	32,957	6,186	29,600	24,000
62321	Maintenance & Repair Improve	18,477	84,574	92,000	250,000
	SUBTOTAL CONTRACTUALS	2,074,798	1,757,351	1,695,000	1,674,000
63001	Miscellaneous Operating Expenses	19,259	31,101	40,000	80,000
	SUBTOTAL COMMODITIES	19,259	31,101	40,000	80,000
65040	IT Maintenance Charge	0	0	7,530	7,530
65100	Insurance Charges	79,835	11,789	11,800	16,420
65105	Benefits Overhead	0	0	0	300
65210	Delivery Charges	0	0	70	70
65240	Public Works Administrative Ch	71,760	51,350	51,400	51,400
	SUBTOTAL FIXED CHARGES	151,595	63,139	70,800	75,720
66220	Improvements Other Than Building	0	0	200,000	200,000
	SUBTOTAL CAPITAL	0	0	200,000	200,000
67003	Loan Payment-OBF	131,232	136,320	111,000	142,000
67004	Debt Service	0	0	800,000	800,000
	SUBTOTAL DEBT SERVICE	131,232	136,320	911,000	942,000
	TOTAL	2,485,446	2,152,271	3,068,370	3,136,470

GENERAL FUND

PUBLIC WORKS		ACCOUNTING UNIT			
PUB WKS-GRAFFITI ABATEMENT PROGRAM		01117642			
Account Code	LINE ITEM RESOURCES	ACTUAL FY 17-18	ACTUAL FY 18-19	ADOPTED FY 19-20	PROPOSED FY 20-21
61000	Salaries Regular	49,905	11,021	41,240	48,880
61010	Salaries Cash Out/Separation	0	9,427	16,000	16,000
61020	Salaries Part-Time	14,898	5,998	18,600	18,600
61040	Salaries Overtime	332	88	0	0
61100	Retirement-Employer Normal Cost	12,733	321	4,530	5,900
61101	Retirement - Employer Unfunded	0	2,625	0	0
61110	Part-Time Retirement	559	225	0	0
61120	Medicare Insurance	937	385	600	710
61130	Health Insurance	12,747	3,323	15,400	6,660
61180	Worker Compensation Insurance	6,575	1,444	4,550	3,660
	SUBTOTAL SALARIES & BENEFITS	98,685	34,856	100,920	100,410
62010	Communications	640	529	1,000	1,000
62300	Contract Services-Professional	1,062,010	1,061,981	1,073,000	1,373,000
	SUBTOTAL CONTRACTUALS	1,062,650	1,062,510	1,074,000	1,374,000
63001	Miscellaneous Operating Expenses	0	24	0	0
	SUBTOTAL COMMODITIES	0	24	0	0
65040	IT Maintenance Charge	0	0	3,920	3,920
65100	Insurance Charges	0	4,204	4,450	9,600
65105	Benefits Overhead	0	0	0	170
65210	Delivery Charges	0	0	30	30
	SUBTOTAL FIXED CHARGES	0	4,204	8,400	13,720
	TOTAL	1,161,335	1,101,594	1,183,320	1,488,130

GENERAL FUND

PUBLIC WORKS		ACCOUNTING UNIT			
PUB WKS-STREET TREES		01117643			
Account Code	LINE ITEM RESOURCES	ACTUAL FY 17-18	ACTUAL FY 18-19	ADOPTED FY 19-20	PROPOSED FY 20-21
61000	Salaries Regular	0	9,267	1,299,790	768,850
61020	Salaries Part-Time	0	3,281	71,600	71,600
61040	Salaries Overtime	0	8,071	105,000	105,000
61100	Retirement-Employer Normal Cost	0	739	67,420	102,540
61101	Retirement - Employer Unfunded	0	6,045	0	0
61110	Part-Time Retirement	0	123	0	0
61120	Medicare Insurance	0	168	12,560	16,420
61130	Health Insurance	0	1,799	244,910	288,370
61170	Retiree Health Benefits	0	0	0	1,070
61180	Worker Compensation Insurance	0	1,122	139,150	83,980
	SUBTOTAL SALARIES & BENEFITS	0	30,615	1,940,430	1,437,830
62010	Communications	0	0	20,000	20,000
62120	Training, Transportation, Meetings	0	0	2,600	2,600
62140	Membership, Subscription & Dues	0	0	2,600	2,600
62300	Contract Services-Professional	0	1,022,818	1,499,100	2,499,100
62320	Maintenance & Repair Buildings	0	545,652	0	0
62321	Maintenance & Repair Improveme	0	0	50,000	50,000
62322	Maintenance & Repair Machinery	0	0	2,600	2,600
	SUBTOTAL CONTRACTUALS	0	1,568,470	1,576,900	2,576,900
63001	Miscellaneous Operating Expenses	0	1,653	50,000	50,000
63300	Gas & Diesel	0	0	32,800	46,760
	SUBTOTAL COMMODITIES	0	1,653	82,800	96,760
65010	Rental City Equipment	0	0	157,100	157,100
65011	Equipment Replacement Charges	0	0	20,600	20,600
65012	Accident Repair & Replacement	0	0	3,400	3,400
65020	City Yard Rental	0	11,648	25,620	25,620
65040	IT Maintenance Charge	0	0	84,510	84,510
65050	IT Department Specific	0	45,065	0	0
65100	Insurance Charges	0	3,267	136,240	220,060
65105	Benefits Overhead	0	0	0	3,960
65210	Delivery Charges	0	0	760	760
65240	Public Works Administrative Ch	0	0	254,200	254,200
	SUBTOTAL FIXED CHARGES	0	59,980	682,430	770,210
66400	Machinery & Equipment	0	0	285,000	81,530
	SUBTOTAL CAPITAL	0	0	285,000	81,530
67200	Principal-Capital Lease	0	516	1,400	1,400
67210	Interest-Capital Lease	0	144	0	0
	SUBTOTAL DEBT SERVICE	0	660	1,400	1,400
	TOTAL	0	1,661,378	4,568,960	4,964,630

GENERAL FUND

PUBLIC WORKS		ACCOUNTING UNIT			
PUB WKS-SARTC MAINTENANCE		01117650			
Account Code	LINE ITEM RESOURCES	ACTUAL FY 17-18	ACTUAL FY 18-19	ADOPTED FY 19-20	PROPOSED FY 20-21
62300	Contract Services-Professional	79	0	0	0
	SUBTOTAL CONTRACTUALS	79	0	0	0
66200	Building Improvement	10,928	36,889	0	0
	SUBTOTAL CAPITAL	10,928	36,889	0	0
	TOTAL	11,007	36,889	0	0

**GENERAL FUND
DEPARTMENT RESOURCE SUMMARY**

COMMUNITY DEVELOPMENT

ACTIVITIES	ACTUAL FY 17-18	ACTUAL FY 18-19	ADOPTED FY 19-20	PROPOSED FY 20-21
EXPENDITURES				
01118810 ECONOMIC DEVELOPMENT	920,291	916,920	1,193,520	930,770
01118811 HOMELESS SERVICES	0	255,284	420,000	524,890
01118812 CDA ADMIN	0	0	0	105,990
01118825 SALES TAX REBATE AGREEMENT	0	181,391	1,740,000	2,000,000
TOTAL EXPENDITURES	920,291	1,353,596	3,353,520	3,561,650
OPERATING EXPENSES	ACTUAL FY 17-18	ACTUAL FY 18-19	ADOPTED FY 19-20	PROPOSED FY 20-21
61000 SALARIES & BENEFITS	479,539	853,818	913,640	1,002,020
62000 CONTRACTUALS	370,528	390,965	2,049,200	2,134,200
63000 COMMODITIES	14,695	12,403	17,800	14,800
65000 FIXED CHARGES	55,529	96,409	137,880	160,630
69000 MISCELLANEOUS	0	0	235,000	250,000
TOTAL	920,291	1,353,596	3,353,520	3,561,650

GENERAL FUND

COMMUNITY DEVELOPMENT		ACCOUNTING UNIT			
ECONOMIC DEVELOPMENT		01118810			
Account Code	LINE ITEM RESOURCES	ACTUAL FY 17-18	ACTUAL FY 18-19	ADOPTED FY 19-20	PROPOSED FY 20-21
61000	Salaries Regular	268,104	407,321	573,170	491,450
61010	Salaries Cash Out/Separation	1,167	2,139	0	0
61020	Salaries Part-Time	62,400	29,960	30,100	30,100
61040	Salaries Overtime	5,654	795	0	0
61100	Retirement-Employer Normal Cost	87,517	9,863	11,690	29,670
61101	Retirement - Employer Unfunded	0	83,504	0	0
61120	Medicare Insurance	4,894	6,138	5,230	7,260
61130	Health Insurance	42,420	61,491	62,130	67,430
61170	Retiree Health Benefits	0	0	0	1,430
61180	Worker Compensation Insurance	7,383	18,336	25,220	40,780
	SUBTOTAL SALARIES & BENEFITS	479,539	619,546	707,540	668,120
62010	Communications	7,773	4,119	7,400	3,750
62012	Cellular Phone Charges	1,814	1,444	1,500	1,500
62120	Training, Transportation, Meetings	5,896	6,130	2,100	4,800
62140	Membership, Subscription & Dues	7,569	7,387	11,400	11,400
62200	Advertising	12,737	2,200	6,000	6,000
62300	Contract Services-Professional	332,752	133,117	78,200	77,490
62302	Contracted Vendor Personnel Services	400	500	600	600
62400	Auditor Fee	292	8,976	0	0
62500	Rent Payments	0	34,728	0	0
62600	Parking Validation	1,296	1,360	1,000	1,200
62700	Auto Expense	0	6,140	6,000	6,000
	SUBTOTAL CONTRACTUALS	370,528	206,100	114,200	112,740
63000	Office Supplies	0	0	5,200	0
63001	Miscellaneous Operating Expenses	14,679	11,126	11,300	12,500
63300	Gas & Diesel	16	5	0	0
	SUBTOTAL COMMODITIES	14,695	11,130	16,500	12,500
65000	Building Rental	20,573	25,445	68,800	68,800
65010	Rental City Equipment	64	139	0	0
65012	Accident Repair & Replacement	2	7	0	0
65040	IT Maintenance Charge	2,035	0	20,900	20,900
65050	IT Department Specific	9,151	20,450	0	0
65100	Insurance Charges	23,704	34,102	29,200	44,360
65105	Benefits Overhead	0	0	0	1,970
65210	Delivery Charges	0	0	1,380	1,380
	SUBTOTAL FIXED CHARGES	55,529	80,143	120,280	137,410
69011	Reserve Appropriation	0	0	125,000	0
69135	Payment to Subagent	0	0	110,000	0
	SUBTOTAL MISCELLANEOUS	0	0	235,000	0
	TOTAL	920,291	916,920	1,193,520	930,770

GENERAL FUND

COMMUNITY DEVELOPMENT		ACCOUNTING UNIT			
HOMELESS SERVICES		01118811			
Account Code	LINE ITEM RESOURCES	ACTUAL FY 17-18	ACTUAL FY 18-19	ADOPTED FY 19-20	PROPOSED FY 20-21
61000	Salaries Regular	0	114,948	120,710	133,970
61020	Salaries Part-Time	0	0	54,300	54,300
61100	Retirement-Employer Normal Cost	0	11,227	13,250	5,470
61101	Retirement - Employer Unfunded	0	91,821	0	0
61120	Medicare Insurance	0	1,648	1,750	1,950
61130	Health Insurance	0	9,846	9,680	23,000
61170	Retiree Health Benefits	0	0	0	1,210
61180	Worker Compensation Insurance	0	4,783	6,410	10,470
	SUBTOTAL SALARIES & BENEFITS	0	234,273	206,100	230,370
62010	Communications	0	679	500	500
62012	Cellular Phone Charges	0	607	700	700
62120	Training, Transportation, Meetings	0	1,677	2,500	2,500
62140	Membership, Subscription & Dues	0	145	0	0
62300	Contract Services-Professional	0	365	191,300	266,300
	SUBTOTAL CONTRACTUALS	0	3,474	195,000	270,000
63001	Miscellaneous Operating Expenses	0	1,273	1,300	1,300
	SUBTOTAL COMMODITIES	0	1,273	1,300	1,300
65000	Building Rental	0	7,344	5,000	5,000
65040	IT Maintenance Charge	0	0	6,020	6,020
65050	IT Department Specific	0	2,469	0	0
65100	Insurance Charges	0	6,452	6,280	11,390
65105	Benefits Overhead	0	0	0	510
65210	Delivery Charges	0	0	300	300
	SUBTOTAL FIXED CHARGES	0	16,265	17,600	23,220
	TOTAL	0	255,284	420,000	524,890

GENERAL FUND

COMMUNITY DEVELOPMENT		ACCOUNTING UNIT			
CDA ADMIN		01118812			
Account Code	LINE ITEM RESOURCES	ACTUAL FY 17-18	ACTUAL FY 18-19	ADOPTED FY 19-20	PROPOSED FY 20-21
61000	Salaries Regular	0	0	0	82,890
61100	Retirement-Employer Normal Cost	0	0	0	3,350
61120	Medicare Insurance	0	0	0	1,180
61130	Health Insurance	0	0	0	15,920
61170	Retiree Health Benefits	0	0	0	190
	SUBTOTAL SALARIES & BENEFITS	0	0	0	103,530
62010	Communications	0	0	0	750
62300	Contract Services-Professional	0	0	0	710
	SUBTOTAL CONTRACTUALS	0	0	0	1,460
63001	Miscellaneous Operating Expenses	0	0	0	1,000
	SUBTOTAL COMMODITIES	0	0	0	1,000
	TOTAL	0	0	0	105,990

GENERAL FUND

COMMUNITY DEVELOPMENT		ACCOUNTING UNIT			
SALES TAX REBATE AGREEMENT		01118825			
Account Code	LINE ITEM RESOURCES	ACTUAL FY 17-18	ACTUAL FY 18-19	ADOPTED FY 19-20	PROPOSED FY 20-21
62300	Contract Services-Professional	0	181,391	1,740,000	1,750,000
	SUBTOTAL CONTRACTUALS	0	181,391	1,740,000	1,750,000
69300	Sales Tax Rebate	0	0	0	250,000
	SUBTOTAL MISCELLANEOUS	0	0	0	250,000
	TOTAL	0	181,391	1,740,000	2,000,000

Special Revenue General Fund



SPECIAL REVENUE-GF

REVENUE BY FUND		ACTUAL FY 17-18	ACTUAL FY 18-19	ADOPTED FY 19-20	PROPOSED FY 20-21
012	CANNABIS PUBLIC BENEFIT	0	0	6,153,300	6,766,700
016	CASp CERTIFICATION AND TRAINING FUND	0	93,925	85,000	85,000
021	CATV FUND	284,309	239,262	253,000	253,000
022	PRCSA FEE & DONATION	67,481	64,582	40,000	0
050	COUNCIL SPECIAL PROJECTS FUND	3,592	858,995	600,000	0
051	CAPITAL OUTLAY FUND	8,411,200	1,445,782	910,600	492,000
052	STRATEGIC PLAN PROJECTS	0	1,401,672	2,494,500	0
053	CITY SERVICES	405,411	1,566,333	3,277,000	3,776,450
120	FIRE FACILITIES FUND	442,926	1,447,190	800,000	800,000
121	SPECIAL REPAIR/DEMOLITION	8,285	65,626	15,000	15,000
REVENUE GRAND TOTAL		9,623,204	7,183,366	14,628,400	12,188,150

EXPENDITURE BY FUND		ACTUAL FY 17-18	ACTUAL FY 18-19	ADOPTED FY 19-20	PROPOSED FY 20-21
012 CANNABIS PUBLIC BENEFIT					
City Manager					
01203010	CITY MANAGER ENFORCEMENT SERVICES	0	0	565,820	0
City Attorney					
01208010	CITY ATTORNEY ENFORCEMENT SERVICES	0	0	307,910	987,350
Finance Department					
01210010	FINANCE ENFORCEMENT SERVICES	0	0	255,550	354,030
Parks, Rec. & Community Services					
01213020	PRCSA YOUTH SERVICES	0	0	3,076,650	3,061,430
Police Department					
01214010	POLICE ENFORCEMENT SERVICES	0	0	1,297,520	1,425,980
Plng & Blg Agy					
01216010	PBA ENFORCEMENT SERVICES	0	0	649,850	615,780
SUBTOTAL		0	0	6,153,300	6,444,570
016 CASp CERTIFICATION AND TRAINING FUND					
Plng & Blg Agy					
01616500	CASp CERTIFICATION AND TRAINING	0	3,836	85,000	85,000
SUBTOTAL		0	3,836	85,000	85,000
021 CATV FUND					
City Manager					
02103010	CATV CAPITAL SUPPORT (PEG)*	479,926	106,703	300,000	253,000
SUBTOTAL		479,926	106,703	300,000	253,000
022 LIBRARY FEE AND DONATION					
Library					
02211150	LIBRARY FEE AND DONATION	0	0	25,960	25,200
SUBTOTAL		0	0	25,960	25,200
022 PRCSA FEE & DONATION					
Parks, Rec. & Community Services					
02213200	PRCSA FEE & DONATION	19,531	15,166	78,000	20,000
SUBTOTAL		19,531	15,166	78,000	20,000

**CATV (PEG) Fund Transferred from Parks to City Manager's Office in FY 20-21*

SPECIAL REVENUE-GF

EXPENDITURE BY FUND	ACTUAL FY 17-18	ACTUAL FY 18-19	ADOPTED FY 19-20	PROPOSED FY 20-21
050 COUNCIL SPECIAL PROJECTS FUND				
General Non-Dep				
05005018 NON-DEPT COUNCIL SPECIAL PROJ	131,003	9,735	1,665,120	0
Finance Department				
05010021 FINANCE BUILDING MAINTENANCE	138,720	0	0	0
05010022 FINANCE FLEET MAINTENANCE	219,057	0	0	0
05010024 FINANCE INFORMATION TECHNOLOGY	1,106,833	69,770	0	0
Parks, Rec. & Community Services				
05013018 PRCA COUNCIL SPECIAL PROJ	30,905	50,000	0	0
Police Department				
05014018 POLICE COUNCIL SPECIAL PROJ	347,080	0	0	0
Plng & Blg Agy				
05016018 PBA COUNCIL SPECIAL PROJ	444,772	0	150,000	0
05016019 PBA GENERAL PLAN	0	87,014	0	0
05016020 PBA GENERAL PLAN FY 19-20	0	0	600,000	0
Public Works				
05017018 PW COUNCIL SPECIAL PROJ	456,854	117,448	0	0
Community Development				
05018018 CDA COUNCIL SPECIAL PROJ	65,693	16,700	0	0
SUBTOTAL	2,940,917	350,667	2,415,120	0
051 CAPITAL OUTLAY FUND				
General Non-Dep				
05105015 NON-DEPARTMENTAL	1,660,050	104,558	515,900	292,000
Parks, Rec. & Community Services				
05113263 PARK IMPROVEMENTS	354,089	277,698	3,445,230	200,000
Public Works				
05117620 TRAFFIC SIGNAL IMPROVEMENTS	23,654	5,462,081	0	0
SUBTOTAL	2,037,792	5,844,337	3,961,130	492,000
052 STRATEGIC PLAN PROJECTS				
Human Resources				
05209018 HUMAN RESOURCES STRATEGIC PLAN PROJ	184,587	159,038	250,000	0
Finance Department				
05210018 FINANCE STRATEGIC PLAN PROJ	21,486	65,340	109,500	0
Parks, Rec. & Community Services				
05213018 PRCA STRATEGIC PLAN PROJ	1,010,573	1,276,600	1,410,000	0
Plng & Blg Agy				
05216018 PBA STRATEGIC PLAN PROJ	169,230	177,018	350,000	0
Community Development				
05218018 CDA STRATEGIC PLAN PROJ	248,784	352,175	375,000	0
SUBTOTAL	1,634,660	2,030,172	2,494,500	0
053 CITY SERVICES				
City Attorney				
05308021 CAO SERVICES	0	0	34,800	0
Police Department				
05314021 POLICE SERVICES	0	0	570,900	607,850
Plng & Blg Agy				
05316021 PLNG & BLG AGY SERVICES	472,669	1,015,764	2,684,000	3,633,800
Community Development				
05318021 CDA AGY SERVICES	3,919	0	0	0
SUBTOTAL	476,588	1,015,764	3,289,700	4,241,650

SPECIAL REVENUE-GF

EXPENDITURE BY FUND	ACTUAL FY 17-18	ACTUAL FY 18-19	ADOPTED FY 19-20	PROPOSED FY 20-21
120 FIRE FACILITIES FUND				
Fire Department				
12015330 FIRE FACILITIES FUND	482,076	543,019	800,000	960,000
SUBTOTAL	482,076	543,019	800,000	960,000
121 SPECIAL REPAIR/DEMOLITION				
Plng & Blg Agy				
12116540 SPECIAL REPAIR/DEMOLITION	0	10,240	15,000	15,000
SUBTOTAL	0	10,240	15,000	15,000
EXPENDITURE GRAND TOTAL	8,071,490	9,919,904	19,617,710	13,441,180

**CANNABIS PUBLIC BENEFIT
DEPARTMENT RESOURCE SUMMARY**

MISCELLANEOUS REVENUE

ACTIVITIES	ACTUAL FY 17-18	ACTUAL FY 18-19	ADOPTED FY 19-20	PROPOSED FY 20-21
REVENUES				
59000-011 Transfer From Fund 011	0	0	6,153,300	6,766,700
TOTAL REVENUES	0	0	6,153,300	6,766,700

CANNABIS PUBLIC BENEFIT

MISCELLANEOUS REVENUE		ACCOUNTING UNIT			
CANNABIS PUBLIC BENEFIT		01202002			
Account Code	LINE ITEM RESOURCES	ACTUAL FY 17-18	ACTUAL FY 18-19	ADOPTED FY 19-20	PROPOSED FY 20-21
59000	Transfer From Fund 011	0	0	6,153,300	6,766,700
	SUBTOTAL REVENUES	0	0	6,153,300	6,766,700
	TOTAL	0	0	6,153,300	6,766,700

**CANNABIS PUBLIC BENEFIT
DEPARTMENT RESOURCE SUMMARY**

CITY MANAGER

ACTIVITIES		ACTUAL FY 17-18	ACTUAL FY 18-19	ADOPTED FY 19-20	PROPOSED FY 20-21
EXPENDITURES					
01203010	CITY MANAGER ENFORCEMENT SERVICES	0	0	565,820	0
	TOTAL EXPENDITURES	0	0	565,820	0
OPERATING EXPENSES		ACTUAL FY 17-18	ACTUAL FY 18-19	ADOPTED FY 19-20	PROPOSED FY 20-21
62000	CONTRACTUALS	0	0	565,820	0
	TOTAL	0	0	565,820	0

CANNABIS PUBLIC BENEFIT

CITY MANAGER		ACCOUNTING UNIT			
CITY MANAGER ENFORCEMENT SERVICES		01203010			
Account Code	LINE ITEM RESOURCES	ACTUAL FY 17-18	ACTUAL FY 18-19	ADOPTED FY 19-20	PROPOSED FY 20-21
62300	Contract Services-Professional	0	0	565,820	0
	SUBTOTAL CONTRACTUALS	0	0	565,820	0
	TOTAL	0	0	565,820	0

**CANNABIS PUBLIC BENEFIT
DEPARTMENT RESOURCE SUMMARY**

CITY ATTORNEY

ACTIVITIES		ACTUAL FY 17-18	ACTUAL FY 18-19	ADOPTED FY 19-20	PROPOSED FY 20-21
EXPENDITURES					
01208010	CITY ATTORNEY ENFORCEMENT SERVICES	0	0	307,910	987,350
	TOTAL EXPENDITURES	0	0	307,910	987,350
OPERATING EXPENSES		ACTUAL FY 17-18	ACTUAL FY 18-19	ADOPTED FY 19-20	PROPOSED FY 20-21
61000	SALARIES & BENEFITS	0	0	268,310	179,960
62000	CONTRACTUALS	0	0	0	565,820
65000	FIXED CHARGES	0	0	39,600	241,570
	TOTAL	0	0	307,910	987,350

CANNABIS PUBLIC BENEFIT

CITY ATTORNEY		ACCOUNTING UNIT			
CITY ATTORNEY ENFORCEMENT SERVICES		01208010			
Account Code	LINE ITEM RESOURCES	ACTUAL FY 17-18	ACTUAL FY 18-19	ADOPTED FY 19-20	PROPOSED FY 20-21
61000	Salaries Regular	0	0	191,380	126,250
61100	Retirement-Employer Normal Cost	0	0	21,010	15,390
61120	Medicare Insurance	0	0	2,770	1,850
61130	Health Insurance	0	0	30,390	23,380
61170	Retiree Health Benefits	0	0	0	1,260
61180	Worker Compensation Insurance	0	0	22,760	11,830
	SUBTOTAL SALARIES & BENEFITS	0	0	268,310	179,960
62300	Contract Services-Professional	0	0	0	565,820
	SUBTOTAL CONTRACTUALS	0	0	0	565,820
65040	IT Maintenance Charge	0	0	12,050	12,050
65050	IT Department Specific	0	0	4,960	214,300
65100	Insurance Charges	0	0	22,280	14,360
65105	Benefits Overhead	0	0	0	550
65210	Delivery Charges	0	0	310	310
	SUBTOTAL FIXED CHARGES	0	0	39,600	241,570
	TOTAL	0	0	307,910	987,350

**CANNABIS PUBLIC BENEFIT
DEPARTMENT RESOURCE SUMMARY**

FINANCE DEPARTMENT

ACTIVITIES	ACTUAL FY 17-18	ACTUAL FY 18-19	ADOPTED FY 19-20	PROPOSED FY 20-21
EXPENDITURES				
01210010 FINANCE ENFORCEMENT SERVICES	0	0	255,550	354,030
TOTAL EXPENDITURES	0	0	255,550	354,030
OPERATING EXPENSES	ACTUAL FY 17-18	ACTUAL FY 18-19	ADOPTED FY 19-20	PROPOSED FY 20-21
61000 SALARIES & BENEFITS	0	0	0	98,480
62000 CONTRACTUALS	0	0	255,550	255,550
TOTAL	0	0	255,550	354,030

CANNABIS PUBLIC BENEFIT

FINANCE DEPARTMENT		ACCOUNTING UNIT			
FINANCE ENFORCEMENT SERVICES		01210010			
Account Code	LINE ITEM RESOURCES	ACTUAL FY 17-18	ACTUAL FY 18-19	ADOPTED FY 19-20	PROPOSED FY 20-21
61000	Salaries Regular	0	0	0	71,680
61100	Retirement-Employer Normal Cost	0	0	0	2,900
61102	Retirement- Employer Unfunded- Miscellaneous	0	0	0	13,920
61120	Medicare Insurance	0	0	0	1,040
61130	Health Insurance	0	0	0	8,940
	SUBTOTAL SALARIES & BENEFITS	0	0	0	98,480
62300	Contract Services-Professional	0	0	255,550	255,550
	SUBTOTAL CONTRACTUALS	0	0	255,550	255,550
	TOTAL	0	0	255,550	354,030

**CANNABIS PUBLIC BENEFIT
DEPARTMENT RESOURCE SUMMARY**

PARKS, REC. & COMMUNITY SERVICES

ACTIVITIES		ACTUAL FY 17-18	ACTUAL FY 18-19	ADOPTED FY 19-20	PROPOSED FY 20-21
EXPENDITURES					
01213020	PRCSA YOUTH SERVICES	0	0	3,076,650	3,061,430
	TOTAL EXPENDITURES	0	0	3,076,650	3,061,430
OPERATING EXPENSES		ACTUAL FY 17-18	ACTUAL FY 18-19	ADOPTED FY 19-20	PROPOSED FY 20-21
61000	SALARIES & BENEFITS	0	0	0	569,180
62000	CONTRACTUALS	0	0	0	802,350
63000	COMMODITIES	0	0	0	114,900
66000	CAPITAL	0	0	0	1,075,000
69000	MISCELLANEOUS	0	0	3,076,650	500,000
	TOTAL	0	0	3,076,650	3,061,430

CANNABIS PUBLIC BENEFIT

PARKS, REC. & COMMUNITY SERVICES		ACCOUNTING UNIT			
PRCSA YOUTH SERVICES		01213020			
Account Code	LINE ITEM RESOURCES	ACTUAL FY 17-18	ACTUAL FY 18-19	ADOPTED FY 19-20	PROPOSED FY 20-21
61000	Salaries Regular	0	0	0	176,990
61020	Salaries Part-Time	0	0	0	267,800
61100	Retirement-Employer Normal Cost	0	0	0	21,370
61110	Part-Time Retirement	0	0	0	10,000
61120	Medicare Insurance	0	0	0	6,470
61130	Health Insurance	0	0	0	86,550
	SUBTOTAL SALARIES & BENEFITS	0	0	0	569,180
62120	Training, Transportation, Meetings	0	0	0	9,900
62300	Contract Services-Professional	0	0	0	792,450
	SUBTOTAL CONTRACTUALS	0	0	0	802,350
63001	Miscellaneous Operating Expenses	0	0	0	114,900
	SUBTOTAL COMMODITIES	0	0	0	114,900
66220	Improvements Other Than Building	0	0	0	600,000
66400	Machinery & Equipment	0	0	0	425,000
66600	Books Records Video	0	0	0	50,000
	SUBTOTAL CAPITAL	0	0	0	1,075,000
69011	Reserve Appropriation	0	0	3,076,650	0
69135	Payment to Subagent	0	0	0	500,000
	SUBTOTAL MISCELLANEOUS	0	0	3,076,650	500,000
	TOTAL	0	0	3,076,650	3,061,430

**CANNABIS PUBLIC BENEFIT
DEPARTMENT RESOURCE SUMMARY**

POLICE DEPARTMENT

ACTIVITIES		ACTUAL FY 17-18	ACTUAL FY 18-19	ADOPTED FY 19-20	PROPOSED FY 20-21
EXPENDITURES					
01214010	POLICE ENFORCEMENT SERVICES	0	0	1,297,520	1,425,980
	TOTAL EXPENDITURES	0	0	1,297,520	1,425,980
OPERATING EXPENSES		ACTUAL FY 17-18	ACTUAL FY 18-19	ADOPTED FY 19-20	PROPOSED FY 20-21
61000	SALARIES & BENEFITS	0	0	1,142,590	1,308,310
62000	CONTRACTUALS	0	0	83,600	83,600
63000	COMMODITIES	0	0	31,700	31,700
65000	FIXED CHARGES	0	0	39,630	2,370
	TOTAL	0	0	1,297,520	1,425,980

CANNABIS PUBLIC BENEFIT

POLICE DEPARTMENT		ACCOUNTING UNIT			
POLICE ENFORCEMENT SERVICES		01214010			
Account Code	LINE ITEM RESOURCES	ACTUAL FY 17-18	ACTUAL FY 18-19	ADOPTED FY 19-20	PROPOSED FY 20-21
61000	Salaries Regular	0	0	762,750	967,150
61040	Salaries Overtime	0	0	75,200	75,200
61100	Retirement-Employer Normal Cost	0	0	115,140	123,610
61120	Medicare Insurance	0	0	10,440	13,490
61130	Health Insurance	0	0	124,320	111,550
61170	Retiree Health Benefits	0	0	14,430	17,310
61180	Worker Compensation Insurance	0	0	40,310	0
	SUBTOTAL SALARIES & BENEFITS	0	0	1,142,590	1,308,310
62010	Communications	0	0	5,400	5,400
62120	Training, Transportation, Meetings	0	0	25,000	11,800
62300	Contract Services-Professional	0	0	53,200	66,400
	SUBTOTAL CONTRACTUALS	0	0	83,600	83,600
63001	Miscellaneous Operating Expenses	0	0	31,700	31,700
	SUBTOTAL COMMODITIES	0	0	31,700	31,700
65100	Insurance Charges	0	0	39,470	0
65105	Benefits Overhead	0	0	0	2,210
65210	Delivery Charges	0	0	160	160
	SUBTOTAL FIXED CHARGES	0	0	39,630	2,370
	TOTAL	0	0	1,297,520	1,425,980

**CANNABIS PUBLIC BENEFIT
DEPARTMENT RESOURCE SUMMARY**

PLNG & BLG AGY

ACTIVITIES		ACTUAL FY 17-18	ACTUAL FY 18-19	ADOPTED FY 19-20	PROPOSED FY 20-21
EXPENDITURES					
01216010	PBA ENFORCEMENT SERVICES	0	0	649,850	615,780
	TOTAL EXPENDITURES	0	0	649,850	615,780
OPERATING EXPENSES		ACTUAL FY 17-18	ACTUAL FY 18-19	ADOPTED FY 19-20	PROPOSED FY 20-21
61000	SALARIES & BENEFITS	0	0	526,170	495,800
62000	CONTRACTUALS	0	0	78,100	78,100
63000	COMMODITIES	0	0	33,700	34,420
65000	FIXED CHARGES	0	0	11,880	7,460
	TOTAL	0	0	649,850	615,780

CANNABIS PUBLIC BENEFIT

PLNG & BLG AGY		ACCOUNTING UNIT			
PBA ENFORCEMENT SERVICES		01216010			
Account Code	LINE ITEM RESOURCES	ACTUAL FY 17-18	ACTUAL FY 18-19	ADOPTED FY 19-20	PROPOSED FY 20-21
61000	Salaries Regular	0	0	483,800	365,130
61100	Retirement-Employer Normal Cost	0	0	5,950	26,840
61102	Retirement- Employer Unfunded- Miscellaneous	0	0	0	24,960
61120	Medicare Insurance	0	0	2,680	5,280
61130	Health Insurance	0	0	27,790	73,590
61180	Worker Compensation Insurance	0	0	5,950	0
	SUBTOTAL SALARIES & BENEFITS	0	0	526,170	495,800
62010	Communications	0	0	4,000	4,000
62120	Training, Transportation, Meetings	0	0	1,800	1,800
62140	Membership, Subscription & Dues	0	0	600	600
62300	Contract Services-Professional	0	0	71,700	71,700
	SUBTOTAL CONTRACTUALS	0	0	78,100	78,100
63000	Office Supplies	0	0	20,000	20,000
63001	Miscellaneous Operating Expenses	0	0	12,000	12,000
63300	Gas & Diesel	0	0	1,700	2,420
	SUBTOTAL COMMODITIES	0	0	33,700	34,420
65010	Rental City Equipment	0	0	5,390	5,390
65012	Accident Repair & Replacement	0	0	600	600
65100	Insurance Charges	0	0	5,820	0
65105	Benefits Overhead	0	0	0	1,400
65210	Delivery Charges	0	0	70	70
	SUBTOTAL FIXED CHARGES	0	0	11,880	7,460
	TOTAL	0	0	649,850	615,780

**CASp CERTIFICATION AND TRAINING FUND
DEPARTMENT RESOURCE SUMMARY**

PLNG & BLG AGY

ACTIVITIES	ACTUAL FY 17-18	ACTUAL FY 18-19	ADOPTED FY 19-20	PROPOSED FY 20-21
REVENUES				
52366 CASp Certification Training Fund	0	93,595	85,000	85,000
58000 Earning On Investments	0	330	0	0
TOTAL REVENUES	0	93,925	85,000	85,000
EXPENDITURES				
01616500 CASp CERTIFICATION AND TRAINING	0	3,836	85,000	85,000
TOTAL EXPENDITURES	0	3,836	85,000	85,000
OPERATING EXPENSES	ACTUAL FY 17-18	ACTUAL FY 18-19	ADOPTED FY 19-20	PROPOSED FY 20-21
62000 CONTRACTUALS	0	3,836	59,500	59,500
63000 COMMODITIES	0	0	25,500	25,500
TOTAL	0	3,836	85,000	85,000

CASp CERTIFICATION AND TRAINING FUND

PLNG & BLG AGY		ACCOUNTING UNIT			
CASp CERTIFICATION AND TRAINING		01616002			
Account Code	LINE ITEM RESOURCES	ACTUAL FY 17-18	ACTUAL FY 18-19	ADOPTED FY 19-20	PROPOSED FY 20-21
52366	CASp Certification Training Fund	0	93,595	85,000	85,000
58000	Earning On Investments	0	330	0	0
	SUBTOTAL REVENUES	0	93,925	85,000	85,000
	TOTAL	0	93,925	85,000	85,000

CASp CERTIFICATION AND TRAINING FUND

PLNG & BLG AGY		ACCOUNTING UNIT			
CASp CERTIFICATION AND TRAINING		01616500			
Account Code	LINE ITEM RESOURCES	ACTUAL FY 17-18	ACTUAL FY 18-19	ADOPTED FY 19-20	PROPOSED FY 20-21
62120	Training, Transportation, Meetings	0	3,836	21,300	21,300
62140	Membership, Subscription & Dues	0	0	17,000	17,000
62300	Contract Services-Professional	0	0	21,200	21,200
	SUBTOTAL CONTRACTUALS	0	3,836	59,500	59,500
63001	Miscellaneous Operating Expenses	0	0	25,500	25,500
	SUBTOTAL COMMODITIES	0	0	25,500	25,500
	TOTAL	0	3,836	85,000	85,000

**CATV FUND
DEPARTMENT RESOURCE SUMMARY**

CITY MANAGER

ACTIVITIES	ACTUAL FY 17-18	ACTUAL FY 18-19	ADOPTED FY 19-20	PROPOSED FY 20-21
REVENUES				
50054 CATV Peg Access Support	268,650	221,701	240,000	240,000
58000 Earning On Investments	15,659	17,561	13,000	13,000
TOTAL REVENUES	284,309	239,262	253,000	253,000
EXPENDITURES				
02103010 CATV CAPITAL SUPPORT (PEG)*	479,926	106,703	300,000	253,000
TOTAL EXPENDITURES	479,926	106,703	300,000	253,000
OPERATING EXPENSES	ACTUAL FY 17-18	ACTUAL FY 18-19	ADOPTED FY 19-20	PROPOSED FY 20-21
62000 CONTRACTUALS	0	499	50,000	153,000
63000 COMMODITIES	312,887	89,531	50,000	0
63000 COMMODITIES	167,039	16,674	200,000	100,000
TOTAL	479,926	106,703	300,000	253,000

**Transferred from Parks to City Manager's Office in FY 20-21*

CATV FUND

CITY MANAGER		ACCOUNTING UNIT			
CATV CAPITAL SUPPORT (PEG)		02103002			
Account Code	LINE ITEM RESOURCES	ACTUAL FY 17-18	ACTUAL FY 18-19	ADOPTED FY 19-20	PROPOSED FY 20-21
50054	CATV Peg Access Support	268,650	221,701	240,000	240,000
58000	Earning On Investments	15,659	17,561	13,000	13,000
	SUBTOTAL REVENUES	284,309	239,262	253,000	253,000
	TOTAL	284,309	239,262	253,000	253,000

CATV FUND

CITY MANAGER		ACCOUNTING UNIT			
CATV CAPITAL SUPPORT (PEG)		02103010			
Account Code	LINE ITEM RESOURCES	ACTUAL FY 17-18	ACTUAL FY 18-19	ADOPTED FY 19-20	PROPOSED FY 20-21
62300	Contract Services-Professional	0	499	50,000	153,000
	SUBTOTAL CONTRACTUALS	0	499	50,000	153,000
63001	Miscellaneous Operating Expenses	312,887	89,531	50,000	100,000
	SUBTOTAL COMMODITIES	312,887	89,531	50,000	100,000
66220	Improvements Other Than Building	90,555	2,720	200,000	0
66400	Machinery & Equipment	76,484	13,954	0	0
	SUBTOTAL CAPITAL	167,039	16,674	200,000	0
	TOTAL	479,926	106,703	300,000	253,000

**LIBRARY FEE AND DONATION
DEPARTMENT RESOURCE SUMMARY**

LIBRARY

ACTIVITIES	ACTUAL FY 17-18	ACTUAL FY 18-19	ADOPTED FY 19-20	PROPOSED FY 20-21
EXPENDITURES				
02211150 LIBRARY FEE AND DONATION	0	0	25,960	25,200
TOTAL EXPENDITURES	0	0	25,960	25,200
OPERATING EXPENSES	ACTUAL FY 17-18	ACTUAL FY 18-19	ADOPTED FY 19-20	PROPOSED FY 20-21
62000 CONTRACTUALS	0	0	12,980	0
63000 COMMODITIES	0	0	12,980	25,200
TOTAL	0	0	25,960	25,200

LIBRARY FEE AND DONATION

LIBRARY		ACCOUNTING UNIT			
LIBRARY FEE AND DONATION		02211150			
Account Code	LINE ITEM RESOURCES	ACTUAL FY 17-18	ACTUAL FY 18-19	ADOPTED FY 19-20	PROPOSED FY 20-21
62300	Contract Services-Professional	0	0	12,980	0
	SUBTOTAL CONTRACTUALS	0	0	12,980	0
63001	Miscellaneous Operating Expenses	0	0	12,980	25,200
	SUBTOTAL COMMODITIES	0	0	12,980	25,200
	TOTAL	0	0	25,960	25,200

**PRCSA FEE & DONATION
DEPARTMENT RESOURCE SUMMARY**

PARKS, REC. & COMMUNITY SERVICES

ACTIVITIES	ACTUAL FY 17-18	ACTUAL FY 18-19	ADOPTED FY 19-20	PROPOSED FY 20-21
REVENUES				
57010 Miscellaneous Recoveries	39,954	47,388	15,000	0
57081 Gifts & Donations	21,357	8,418	20,000	0
58000 Earning On Investments	6,170	8,777	5,000	0
TOTAL REVENUES	67,481	64,582	40,000	0
EXPENDITURES				
02213200 PRCSA FEE & DONATION	19,531	15,166	78,000	20,000
TOTAL EXPENDITURES	19,531	15,166	78,000	20,000
OPERATING EXPENSES	ACTUAL FY 17-18	ACTUAL FY 18-19	ADOPTED FY 19-20	PROPOSED FY 20-21
62000 CONTRACTUALS	8,384	10,624	20,000	0
63000 COMMODITIES	11,147	4,542	20,000	20,000
66000 CAPITAL	0	0	38,000	0
TOTAL	19,531	15,166	78,000	20,000

PRCSA FEE & DONATION

PARKS, REC. & COMMUNITY SERVICES		ACCOUNTING UNIT			
PRCSA FEE & DONATION		02213002			
Account Code	LINE ITEM RESOURCES	ACTUAL FY 17-18	ACTUAL FY 18-19	ADOPTED FY 19-20	PROPOSED FY 20-21
57010	Miscellaneous Recoveries	39,954	47,388	15,000	0
57081	Gifts & Donations	21,357	8,418	20,000	0
58000	Earning On Investments	6,170	8,777	5,000	0
	SUBTOTAL REVENUES	67,481	64,582	40,000	0
	TOTAL	67,481	64,582	40,000	0

PRCSA FEE & DONATION

PARKS, REC. & COMMUNITY SERVICES		ACCOUNTING UNIT			
PRCSA FEE & DONATION		02213200			
Account Code	LINE ITEM RESOURCES	ACTUAL FY 17-18	ACTUAL FY 18-19	ADOPTED FY 19-20	PROPOSED FY 20-21
62300	Contract Services-Professional	8,384	10,624	20,000	0
	SUBTOTAL CONTRACTUALS	8,384	10,624	20,000	0
63001	Miscellaneous Operating Expenses	11,147	4,542	20,000	20,000
	SUBTOTAL COMMODITIES	11,147	4,542	20,000	20,000
66220	Improvements Other Than Building	0	0	38,000	0
	SUBTOTAL CAPITAL	0	0	38,000	0
	TOTAL	19,531	15,166	78,000	20,000

**COUNCIL SPECIAL PROJECTS FUND
DEPARTMENT RESOURCE SUMMARY**

MISCELLANEOUS REVENUE

ACTIVITIES		ACTUAL FY 17-18	ACTUAL FY 18-19	ADOPTED FY 19-20	PROPOSED FY 20-21
REVENUES					
58002	Net Increase (Decrease) In Fai	123	886	0	0
58005	Investment Income-Trustee	3,469	8,109	0	0
59000-011	Transfer From Fund 011	0	850,000	600,000	0
	TOTAL REVENUES	3,592	858,995	600,000	0

COUNCIL SPECIAL PROJECTS FUND

MISCELLANEOUS REVENUE		ACCOUNTING UNIT			
REVENUE		05002002			
Account Code	LINE ITEM RESOURCES	ACTUAL FY 17-18	ACTUAL FY 18-19	ADOPTED FY 19-20	PROPOSED FY 20-21
58002	Net Increase (Decrease) In Fai	123	886	0	0
58005	Investment Income-Trustee	3,469	8,109	0	0
59000	Transfer From Fund 011	0	850,000	600,000	0
	SUBTOTAL REVENUES	3,592	858,995	600,000	0
	TOTAL	3,592	858,995	600,000	0

**COUNCIL SPECIAL PROJECTS FUND
DEPARTMENT RESOURCE SUMMARY**

GENERAL NON-DEP

ACTIVITIES		ACTUAL FY 17-18	ACTUAL FY 18-19	ADOPTED FY 19-20	PROPOSED FY 20-21
EXPENDITURES					
05005018	NON-DEPT COUNCIL SPECIAL PROJ	131,003	9,735	1,665,120	0
	TOTAL EXPENDITURES	131,003	9,735	1,665,120	0
OPERATING EXPENSES		ACTUAL FY 17-18	ACTUAL FY 18-19	ADOPTED FY 19-20	PROPOSED FY 20-21
62000	CONTRACTUALS	0	6,969	0	0
63000	COMMODITIES	16,688	2,767	0	0
68000	TRANSFERS	114,315	0	0	0
69000	MISCELLANEOUS	0	0	1,665,120	0
	TOTAL	131,003	9,735	1,665,120	0

COUNCIL SPECIAL PROJECTS FUND

GENERAL NON-DEP		ACCOUNTING UNIT			
NON-DEPT COUNCIL SPECIAL PROJ		05005018			
Account Code	LINE ITEM RESOURCES	ACTUAL FY 17-18	ACTUAL FY 18-19	ADOPTED FY 19-20	PROPOSED FY 20-21
62300	Contract Services-Professional	0	6,969	0	0
	SUBTOTAL CONTRACTUALS	0	6,969	0	0
63001	Miscellaneous Operating Expenses	16,688	2,767	0	0
	SUBTOTAL COMMODITIES	16,688	2,767	0	0
68000	Transfer to Fund 011	114,315	0	0	0
	SUBTOTAL TRANSFERS	114,315	0	0	0
69011	Reserve Appropriation	0	0	1,665,120	0
	SUBTOTAL MISCELLANEOUS	0	0	1,665,120	0
	TOTAL	131,003	9,735	1,665,120	0

**COUNCIL SPECIAL PROJECTS FUND
DEPARTMENT RESOURCE SUMMARY**

FINANCE DEPARTMENT

ACTIVITIES		ACTUAL FY 17-18	ACTUAL FY 18-19	ADOPTED FY 19-20	PROPOSED FY 20-21
EXPENDITURES					
05010021	FINANCE BUILDING MAINTENANCE	138,720	0	0	0
05010022	FINANCE FLEET MAINTENANCE	219,057	0	0	0
05010024	FINANCE INFORMATION TECHNOLOGY	1,106,833	69,770	0	0
	TOTAL EXPENDITURES	1,464,610	69,770	0	0
OPERATING EXPENSES		ACTUAL FY 17-18	ACTUAL FY 18-19	ADOPTED FY 19-20	PROPOSED FY 20-21
62000	CONTRACTUALS	1,592	50,952	0	0
63000	COMMODITIES	0	5,348	0	0
66000	CAPITAL	1,463,018	13,470	0	0
	TOTAL	1,464,610	69,770	0	0

COUNCIL SPECIAL PROJECTS FUND

FINANCE DEPARTMENT		ACCOUNTING UNIT			
FINANCE BUILDING MAINTENANCE		05010021			
Account Code	LINE ITEM RESOURCES	ACTUAL FY 17-18	ACTUAL FY 18-19	ADOPTED FY 19-20	PROPOSED FY 20-21
66200	Building Improvement	138,720	0	0	0
	SUBTOTAL CAPITAL	138,720	0	0	0
	TOTAL	138,720	0	0	0

COUNCIL SPECIAL PROJECTS FUND

FINANCE DEPARTMENT		ACCOUNTING UNIT			
FINANCE FLEET MAINTENANCE		05010022			
Account Code	LINE ITEM RESOURCES	ACTUAL FY 17-18	ACTUAL FY 18-19	ADOPTED FY 19-20	PROPOSED FY 20-21
66400	Machinery & Equipment	219,057	0	0	0
	SUBTOTAL CAPITAL	219,057	0	0	0
	TOTAL	219,057	0	0	0

COUNCIL SPECIAL PROJECTS FUND

FINANCE DEPARTMENT		ACCOUNTING UNIT			
FINANCE INFORMATION TECHNOLOGY		05010024			
Account Code	LINE ITEM RESOURCES	ACTUAL FY 17-18	ACTUAL FY 18-19	ADOPTED FY 19-20	PROPOSED FY 20-21
62010	Communications	1,592	0	0	0
62300	Contract Services-Professional	0	50,952	0	0
	SUBTOTAL CONTRACTUALS	1,592	50,952	0	0
63001	Miscellaneous Operating Expenses	0	5,348	0	0
	SUBTOTAL COMMODITIES	0	5,348	0	0
66400	Machinery & Equipment	1,105,241	13,470	0	0
	SUBTOTAL CAPITAL	1,105,241	13,470	0	0
	TOTAL	1,106,833	69,770	0	0

**COUNCIL SPECIAL PROJECTS FUND
DEPARTMENT RESOURCE SUMMARY**

PARKS, REC. & COMMUNITY SERVICES

ACTIVITIES		ACTUAL FY 17-18	ACTUAL FY 18-19	ADOPTED FY 19-20	PROPOSED FY 20-21
EXPENDITURES					
05013018	PRCA COUNCIL SPECIAL PROJ	30,905	50,000	0	0
	TOTAL EXPENDITURES	30,905	50,000	0	0
OPERATING EXPENSES		ACTUAL FY 17-18	ACTUAL FY 18-19	ADOPTED FY 19-20	PROPOSED FY 20-21
62000	CONTRACTUALS	0	50,000	0	0
66000	CAPITAL	30,905	0	0	0
	TOTAL	30,905	50,000	0	0

COUNCIL SPECIAL PROJECTS FUND

PARKS, REC. & COMMUNITY SERVICES		ACCOUNTING UNIT			
PRCA COUNCIL SPECIAL PROJ		05013018			
Account Code	LINE ITEM RESOURCES	ACTUAL FY 17-18	ACTUAL FY 18-19	ADOPTED FY 19-20	PROPOSED FY 20-21
62320	Maintenance & Repair Buildings	0	50,000	0	0
	SUBTOTAL CONTRACTUALS	0	50,000	0	0
66220	Improvements Other Than Building	30,905	0	0	0
	SUBTOTAL CAPITAL	30,905	0	0	0
	TOTAL	30,905	50,000	0	0

**COUNCIL SPECIAL PROJECTS FUND
DEPARTMENT RESOURCE SUMMARY**

POLICE DEPARTMENT

ACTIVITIES		ACTUAL FY 17-18	ACTUAL FY 18-19	ADOPTED FY 19-20	PROPOSED FY 20-21
EXPENDITURES					
05014018	POLICE COUNCIL SPECIAL PROJ	347,080	0	0	0
	TOTAL EXPENDITURES	347,080	0	0	0
OPERATING EXPENSES		ACTUAL FY 17-18	ACTUAL FY 18-19	ADOPTED FY 19-20	PROPOSED FY 20-21
62000	CONTRACTUALS	340,627	0	0	0
63000	COMMODITIES	6,453	0	0	0
	TOTAL	347,080	0	0	0

COUNCIL SPECIAL PROJECTS FUND

POLICE DEPARTMENT		ACCOUNTING UNIT			
POLICE COUNCIL SPECIAL PROJ		05014018			
Account Code	LINE ITEM RESOURCES	ACTUAL FY 17-18	ACTUAL FY 18-19	ADOPTED FY 19-20	PROPOSED FY 20-21
62300	Contract Services-Professional	340,627	0	0	0
	SUBTOTAL CONTRACTUALS	340,627	0	0	0
63001	Miscellaneous Operating Expenses	6,453	0	0	0
	SUBTOTAL COMMODITIES	6,453	0	0	0
	TOTAL	347,080	0	0	0

**COUNCIL SPECIAL PROJECTS FUND
DEPARTMENT RESOURCE SUMMARY**

PLNG & BLG AGY

ACTIVITIES	ACTUAL FY 17-18	ACTUAL FY 18-19	ADOPTED FY 19-20	PROPOSED FY 20-21
EXPENDITURES				
05016018 PBA COUNCIL SPECIAL PROJ	444,772	0	150,000	0
05016019 PBA GENERAL PLAN	0	87,014	0	0
05016020 PBA GENERAL PLAN FY 19-20	0	0	600,000	0
TOTAL EXPENDITURES	444,772	87,014	750,000	0
OPERATING EXPENSES	ACTUAL FY 17-18	ACTUAL FY 18-19	ADOPTED FY 19-20	PROPOSED FY 20-21
61000 SALARIES & BENEFITS	361,472	0	0	0
62000 CONTRACTUALS	83,212	87,014	750,000	0
63000 COMMODITIES	88	0	0	0
TOTAL	444,772	87,014	750,000	0

COUNCIL SPECIAL PROJECTS FUND

PLNG & BLG AGY		ACCOUNTING UNIT			
PBA COUNCIL SPECIAL PROJ		05016018			
Account Code	LINE ITEM RESOURCES	ACTUAL FY 17-18	ACTUAL FY 18-19	ADOPTED FY 19-20	PROPOSED FY 20-21
61000	Salaries Regular	215,563	0	0	0
61020	Salaries Part-Time	35,893	0	0	0
61100	Retirement-Employer Normal Cost	77,937	0	0	0
61110	Part-Time Retirement	1,346	0	0	0
61120	Medicare Insurance	3,597	0	0	0
61130	Health Insurance	22,722	0	0	0
61180	Worker Compensation Insurance	4,414	0	0	0
	SUBTOTAL SALARIES & BENEFITS	361,472	0	0	0
62300	Contract Services-Professional	83,212	0	150,000	0
	SUBTOTAL CONTRACTUALS	83,212	0	150,000	0
63001	Miscellaneous Operating Expenses	88	0	0	0
	SUBTOTAL COMMODITIES	88	0	0	0
	TOTAL	444,772	0	150,000	0

COUNCIL SPECIAL PROJECTS FUND

PLNG & BLG AGY		ACCOUNTING UNIT			
PBA GENERAL PLAN		05016019			
Account Code	LINE ITEM RESOURCES	ACTUAL FY 17-18	ACTUAL FY 18-19	ADOPTED FY 19-20	PROPOSED FY 20-21
62300	Contract Services-Professional	0	87,014	0	0
	SUBTOTAL CONTRACTUALS	0	87,014	0	0
	TOTAL	0	87,014	0	0

COUNCIL SPECIAL PROJECTS FUND

PLNG & BLG AGY		ACCOUNTING UNIT			
PBA GENERAL PLAN FY 19-20		05016020			
Account Code	LINE ITEM RESOURCES	ACTUAL FY 17-18	ACTUAL FY 18-19	ADOPTED FY 19-20	PROPOSED FY 20-21
62300	Contract Services-Professional	0	0	600,000	0
	SUBTOTAL CONTRACTUALS	0	0	600,000	0
	TOTAL	0	0	600,000	0

**COUNCIL SPECIAL PROJECTS FUND
DEPARTMENT RESOURCE SUMMARY**

PUBLIC WORKS

ACTIVITIES		ACTUAL FY 17-18	ACTUAL FY 18-19	ADOPTED FY 19-20	PROPOSED FY 20-21
EXPENDITURES					
05017018	PW COUNCIL SPECIAL PROJ	456,854	117,448	0	0
	TOTAL EXPENDITURES	456,854	117,448	0	0
OPERATING EXPENSES		ACTUAL FY 17-18	ACTUAL FY 18-19	ADOPTED FY 19-20	PROPOSED FY 20-21
66000	CAPITAL	456,854	117,448	0	0
	TOTAL	456,854	117,448	0	0

COUNCIL SPECIAL PROJECTS FUND

PUBLIC WORKS		ACCOUNTING UNIT			
PW COUNCIL SPECIAL PROJ		05017018			
Account Code	LINE ITEM RESOURCES	ACTUAL FY 17-18	ACTUAL FY 18-19	ADOPTED FY 19-20	PROPOSED FY 20-21
66200	Building Improvement	171,854	117,448	0	0
66220	Improvements Other Than Building	285,000	0	0	0
	SUBTOTAL CAPITAL	456,854	117,448	0	0
	TOTAL	456,854	117,448	0	0

**COUNCIL SPECIAL PROJECTS FUND
DEPARTMENT RESOURCE SUMMARY**

COMMUNITY DEVELOPMENT

ACTIVITIES		ACTUAL FY 17-18	ACTUAL FY 18-19	ADOPTED FY 19-20	PROPOSED FY 20-21
EXPENDITURES					
05018018	CDA COUNCIL SPECIAL PROJ	65,693	16,700	0	0
	TOTAL EXPENDITURES	65,693	16,700	0	0
OPERATING EXPENSES		ACTUAL FY 17-18	ACTUAL FY 18-19	ADOPTED FY 19-20	PROPOSED FY 20-21
62000	CONTRACTUALS	65,693	16,700	0	0
	TOTAL	65,693	16,700	0	0

COUNCIL SPECIAL PROJECTS FUND

COMMUNITY DEVELOPMENT		ACCOUNTING UNIT			
CDA COUNCIL SPECIAL PROJ		05018018			
Account Code	LINE ITEM RESOURCES	ACTUAL FY 17-18	ACTUAL FY 18-19	ADOPTED FY 19-20	PROPOSED FY 20-21
62300	Contract Services-Professional	65,693	16,700	0	0
	SUBTOTAL CONTRACTUALS	65,693	16,700	0	0
	TOTAL	65,693	16,700	0	0

**CAPITAL OUTLAY FUND
DEPARTMENT RESOURCE SUMMARY**

MISCELLANEOUS REVENUE

ACTIVITIES	ACTUAL FY 17-18	ACTUAL FY 18-19	ADOPTED FY 19-20	PROPOSED FY 20-21
REVENUES				
57960 Rental Of Property	423,500	423,500	0	0
58004 Interest Earned on Bond Procee	47,313	66,704	0	0
58005 Investment Income-Trustee	388	1	0	0
59000-011 Transfer From Fund 011	292,000	292,000	292,000	292,000
59000-027 Transfer From Parking Fund 27	0	428	0	0
59000-060 Transfer From Fund 060	0	20,433	0	0
59000-068 Transfer From Fund 068	0	3,747	0	0
59000-075 Transfer From Fund 075	0	3,426	0	0
59000-086 Transfer From Fund 086	0	2,998	0	0
59000-101 Transfer From Fund 101	0	857	0	0
59301 Capital Leases	7,052,662	0	0	0
TOTAL REVENUES	7,815,863	814,094	292,000	292,000

CAPITAL OUTLAY FUND

MISCELLANEOUS REVENUE		ACCOUNTING UNIT			
Miscellaneous Revenue		05102002			
Account Code	LINE ITEM RESOURCES	ACTUAL FY 17-18	ACTUAL FY 18-19	ADOPTED FY 19-20	PROPOSED FY 20-21
57960	Rental Of Property	423,500	423,500	0	0
58004	Interest Earned on Bond Procee	47,313	66,704	0	0
58005	Investment Income-Trustee	388	1	0	0
59000	Transfer From Fund 011	292,000	292,000	292,000	292,000
59000	Transfer From Fund 060	0	20,433	0	0
59000	Transfer From Fund 068	0	3,747	0	0
59000	Transfer From Fund 075	0	3,426	0	0
59000	Transfer From Fund 086	0	2,998	0	0
59000	Transfer From Fund 101	0	857	0	0
59000	Transfer From Parking Fund 27	0	428	0	0
59301	Capital Leases	7,052,662	0	0	0
	SUBTOTAL REVENUES	7,815,863	814,094	292,000	292,000
	TOTAL	7,815,863	814,094	292,000	292,000

**CAPITAL OUTLAY FUND
DEPARTMENT RESOURCE SUMMARY**

GENERAL NON-DEP

ACTIVITIES	ACTUAL FY 17-18	ACTUAL FY 18-19	ADOPTED FY 19-20	PROPOSED FY 20-21
EXPENDITURES				
05105015 NON-DEPARTMENTAL	1,660,050	104,558	515,900	292,000
TOTAL EXPENDITURES	1,660,050	104,558	515,900	292,000
OPERATING EXPENSES	ACTUAL FY 17-18	ACTUAL FY 18-19	ADOPTED FY 19-20	PROPOSED FY 20-21
62000 CONTRACTUALS	1,419,766	0	0	0
66000 CAPITAL	68,330	5,400	223,900	0
67000 DEBT SERVICE	171,954	99,158	292,000	292,000
TOTAL	1,660,050	104,558	515,900	292,000

CAPITAL OUTLAY FUND

GENERAL NON-DEP NON-DEPARTMENTAL		ACCOUNTING UNIT 05105015			
Account Code	LINE ITEM RESOURCES	ACTUAL FY 17-18	ACTUAL FY 18-19	ADOPTED FY 19-20	PROPOSED FY 20-21
62304	Partnership Costs	1,419,766	0	0	0
	SUBTOTAL CONTRACTUALS	1,419,766	0	0	0
66200	Building Improvement	58,930	5,400	223,900	0
66220	Improvements Other Than Building	9,400	0	0	0
	SUBTOTAL CAPITAL	68,330	5,400	223,900	0
67100	Principal-Debt Services	171,954	0	292,000	292,000
67200	Principal-Capital Lease	0	72,662	0	0
67210	Interest-Capital Lease	0	26,496	0	0
	SUBTOTAL DEBT SERVICE	171,954	99,158	292,000	292,000
	TOTAL	1,660,050	104,558	515,900	292,000

**CAPITAL OUTLAY FUND
DEPARTMENT RESOURCE SUMMARY**

PARKS, REC. & COMMUNITY SERVICES

ACTIVITIES	ACTUAL FY 17-18	ACTUAL FY 18-19	ADOPTED FY 19-20	PROPOSED FY 20-21
REVENUES				
53332 Baseball Surcharge	7,144	5,782	5,000	0
57000 Expense Reimbursement	18,492	0	0	0
57363 Cell Tower Lease Agreement	564,701	625,906	613,600	200,000
TOTAL REVENUES	590,338	631,688	618,600	200,000
EXPENDITURES				
05113263 PARK IMPROVEMENTS	354,089	277,698	3,445,230	200,000
TOTAL EXPENDITURES	354,089	277,698	3,445,230	200,000
OPERATING EXPENSES	ACTUAL FY 17-18	ACTUAL FY 18-19	ADOPTED FY 19-20	PROPOSED FY 20-21
62000 CONTRACTUALS	128,664	57,873	586,290	100,000
63000 COMMODITIES	38,957	24,019	150,000	100,000
65000 FIXED CHARGES	4,017	4,204	0	0
66000 CAPITAL	182,451	191,601	2,408,940	0
69000 MISCELLANEOUS	0	0	300,000	0
TOTAL	354,089	277,698	3,445,230	200,000

CAPITAL OUTLAY FUND

PARKS, REC. & COMMUNITY SERVICES		ACCOUNTING UNIT			
MISCELLENOUS REVENUE		05113002			
Account Code	LINE ITEM RESOURCES	ACTUAL FY 17-18	ACTUAL FY 18-19	ADOPTED FY 19-20	PROPOSED FY 20-21
53332	Baseball Surcharge	7,144	5,782	5,000	0
57000	Expense Reimbursement	18,492	0	0	0
57363	Cell Tower Lease Agreement	564,701	625,906	613,600	200,000
	SUBTOTAL REVENUES	590,338	631,688	618,600	200,000
	TOTAL	590,338	631,688	618,600	200,000

CAPITAL OUTLAY FUND

PARKS, REC. & COMMUNITY SERVICES		ACCOUNTING UNIT			
PARK IMPROVEMENTS		05113263			
Account Code	LINE ITEM RESOURCES	ACTUAL FY 17-18	ACTUAL FY 18-19	ADOPTED FY 19-20	PROPOSED FY 20-21
62300	Contract Services-Professional	51,759	23,049	0	0
62320	Maintenance & Repair Buildings	76,904	34,825	586,290	100,000
	SUBTOTAL CONTRACTUALS	128,664	57,873	586,290	100,000
63200	Operating Materials & Supplies	38,957	24,019	150,000	100,000
	SUBTOTAL COMMODITIES	38,957	24,019	150,000	100,000
65205	Internal Departments Personnel	4,017	4,204	0	0
	SUBTOTAL FIXED CHARGES	4,017	4,204	0	0
66220	Improvements Other Than Building	182,451	191,601	2,408,940	0
	SUBTOTAL CAPITAL	182,451	191,601	2,408,940	0
69011	Reserve Appropriation	0	0	300,000	0
	SUBTOTAL MISCELLANEOUS	0	0	300,000	0
	TOTAL	354,089	277,698	3,445,230	200,000

**CAPITAL OUTLAY FUND
DEPARTMENT RESOURCE SUMMARY**

PUBLIC WORKS

ACTIVITIES	ACTUAL FY 17-18	ACTUAL FY 18-19	ADOPTED FY 19-20	PROPOSED FY 20-21
REVENUES				
57010 Miscellaneous Recoveries	5,000	0	0	0
TOTAL REVENUES	5,000	0	0	0
EXPENDITURES				
05117620 TRAFFIC SIGNAL IMPROVEMENTS	23,654	5,462,081	0	0
TOTAL EXPENDITURES	23,654	5,462,081	0	0
OPERATING EXPENSES	ACTUAL FY 17-18	ACTUAL FY 18-19	ADOPTED FY 19-20	PROPOSED FY 20-21
66000 CAPITAL	18,654	5,462,081	0	0
67000 DEBT SERVICE	5,000	0	0	0
TOTAL	23,654	5,462,081	0	0

CAPITAL OUTLAY FUND

PUBLIC WORKS		ACCOUNTING UNIT			
MISCELLENOUS REVENUE		05117002			
Account Code	LINE ITEM RESOURCES	ACTUAL FY 17-18	ACTUAL FY 18-19	ADOPTED FY 19-20	PROPOSED FY 20-21
57010	Miscellaneous Recoveries	5,000	0	0	0
	SUBTOTAL REVENUES	5,000	0	0	0
	TOTAL	5,000	0	0	0

CAPITAL OUTLAY FUND

PUBLIC WORKS		ACCOUNTING UNIT			
TRAFFIC SIGNAL IMPROVEMENTS		05117620			
Account Code	LINE ITEM RESOURCES	ACTUAL FY 17-18	ACTUAL FY 18-19	ADOPTED FY 19-20	PROPOSED FY 20-21
66220	Improvements Other Than Building	18,654	5,462,081	0	0
	SUBTOTAL CAPITAL	18,654	5,462,081	0	0
67401	Issuance Cost	5,000	0	0	0
	SUBTOTAL DEBT SERVICE	5,000	0	0	0
	TOTAL	23,654	5,462,081	0	0

**STRATEGIC PLAN PROJECTS
DEPARTMENT RESOURCE SUMMARY**

MISCELLANEOUS REVENUE

ACTIVITIES	ACTUAL FY 17-18	ACTUAL FY 18-19	ADOPTED FY 19-20	PROPOSED FY 20-21
REVENUES				
59000-011 Transfer From Fund 011	0	1,401,672	2,494,500	0
TOTAL REVENUES	0	1,401,672	2,494,500	0

STRATEGIC PLAN PROJECTS

MISCELLANEOUS REVENUE		ACCOUNTING UNIT			
MISCELLENOUS REVENUE		05202002			
Account Code	LINE ITEM RESOURCES	ACTUAL FY 17-18	ACTUAL FY 18-19	ADOPTED FY 19-20	PROPOSED FY 20-21
59000	Transfer From Fund 011	0	1,401,672	2,494,500	0
	SUBTOTAL REVENUES	0	1,401,672	2,494,500	0
	TOTAL	0	1,401,672	2,494,500	0

**STRATEGIC PLAN PROJECTS
DEPARTMENT RESOURCE SUMMARY**

HUMAN RESOURCES

ACTIVITIES		ACTUAL FY 17-18	ACTUAL FY 18-19	ADOPTED FY 19-20	PROPOSED FY 20-21
EXPENDITURES					
05209018	HUMAN RESOURCES STRATEGIC PLAN PROJ	184,587	159,038	250,000	0
	TOTAL EXPENDITURES	184,587	159,038	250,000	0
OPERATING EXPENSES		ACTUAL FY 17-18	ACTUAL FY 18-19	ADOPTED FY 19-20	PROPOSED FY 20-21
61000	SALARIES & BENEFITS	177,606	148,849	200,000	0
62000	CONTRACTUALS	6,981	1,544	50,000	0
63000	COMMODITIES	0	274	0	0
65000	FIXED CHARGES	0	8,371	0	0
	TOTAL	184,587	159,038	250,000	0

STRATEGIC PLAN PROJECTS

HUMAN RESOURCES		ACCOUNTING UNIT			
HUMAN RESOURCES STRATEGIC PLAN PROJ		05209018			
Account Code	LINE ITEM RESOURCES	ACTUAL FY 17-18	ACTUAL FY 18-19	ADOPTED FY 19-20	PROPOSED FY 20-21
61020	Salaries Part-Time	153,689	135,069	200,000	0
61040	Salaries Overtime	2,040	27	0	0
61100	Retirement-Employer Normal Cost	11,308	0	0	0
61110	Part-Time Retirement	4,448	4,992	0	0
61120	Medicare Insurance	2,234	1,931	0	0
61180	Worker Compensation Insurance	3,887	6,830	0	0
	SUBTOTAL SALARIES & BENEFITS	177,606	148,849	200,000	0
62300	Contract Services-Professional	6,981	1,544	50,000	0
	SUBTOTAL CONTRACTUALS	6,981	1,544	50,000	0
63001	Miscellaneous Operating Expenses	0	274	0	0
	SUBTOTAL COMMODITIES	0	274	0	0
65100	Insurance Charges	0	8,371	0	0
	SUBTOTAL FIXED CHARGES	0	8,371	0	0
	TOTAL	184,587	159,038	250,000	0

**STRATEGIC PLAN PROJECTS
DEPARTMENT RESOURCE SUMMARY**

FINANCE DEPARTMENT

ACTIVITIES		ACTUAL FY 17-18	ACTUAL FY 18-19	ADOPTED FY 19-20	PROPOSED FY 20-21
EXPENDITURES					
05210018	FINANCE STRATEGIC PLAN PROJ	21,486	65,340	109,500	0
	TOTAL EXPENDITURES	21,486	65,340	109,500	0
OPERATING EXPENSES		ACTUAL FY 17-18	ACTUAL FY 18-19	ADOPTED FY 19-20	PROPOSED FY 20-21
62000	CONTRACTUALS	17,963	58,994	109,500	0
63000	COMMODITIES	3,523	6,346	0	0
	TOTAL	21,486	65,340	109,500	0

STRATEGIC PLAN PROJECTS

FINANCE DEPARTMENT		ACCOUNTING UNIT			
FINANCE STRATEGIC PLAN PROJ		05210018			
Account Code	LINE ITEM RESOURCES	ACTUAL FY 17-18	ACTUAL FY 18-19	ADOPTED FY 19-20	PROPOSED FY 20-21
62300	Contract Services-Professional	17,963	58,994	109,500	0
	SUBTOTAL CONTRACTUALS	17,963	58,994	109,500	0
63001	Miscellaneous Operating Expenses	3,523	6,346	0	0
	SUBTOTAL COMMODITIES	3,523	6,346	0	0
	TOTAL	21,486	65,340	109,500	0

**STRATEGIC PLAN PROJECTS
DEPARTMENT RESOURCE SUMMARY**

PARKS, REC. & COMMUNITY SERVICES

ACTIVITIES		ACTUAL FY 17-18	ACTUAL FY 18-19	ADOPTED FY 19-20	PROPOSED FY 20-21
EXPENDITURES					
05213018	PRCA STRATEGIC PLAN PROJ	1,010,573	1,276,600	1,410,000	0
	TOTAL EXPENDITURES	1,010,573	1,276,600	1,410,000	0
OPERATING EXPENSES		ACTUAL FY 17-18	ACTUAL FY 18-19	ADOPTED FY 19-20	PROPOSED FY 20-21
61000	SALARIES & BENEFITS	814,431	1,074,650	1,010,860	0
62000	CONTRACTUALS	105,667	68,642	260,200	0
63000	COMMODITIES	90,476	50,134	138,940	0
65000	FIXED CHARGES	0	82,795	0	0
66000	CAPITAL	0	379	0	0
	TOTAL	1,010,573	1,276,600	1,410,000	0

STRATEGIC PLAN PROJECTS

PARKS, REC. & COMMUNITY SERVICES		ACCOUNTING UNIT			
PRCA STRATEGIC PLAN PROJ		05213018			
Account Code	LINE ITEM RESOURCES	ACTUAL FY 17-18	ACTUAL FY 18-19	ADOPTED FY 19-20	PROPOSED FY 20-21
61000	Salaries Regular	251,015	282,813	301,560	0
61010	Salaries Cash Out/Separation	0	1,488	0	0
61020	Salaries Part-Time	394,426	448,278	554,300	0
61040	Salaries Overtime	10,983	21,276	16,000	0
61100	Retirement-Employer Normal Cost	82,527	24,198	28,870	0
61101	Retirement - Employer Unfunded	0	197,904	0	0
61110	Part-Time Retirement	14,743	15,937	20,800	0
61120	Medicare Insurance	9,498	10,768	12,400	0
61130	Health Insurance	30,700	36,175	39,130	0
61180	Worker Compensation Insurance	20,539	35,813	37,800	0
	SUBTOTAL SALARIES & BENEFITS	814,431	1,074,650	1,010,860	0
62120	Training, Transportation, Meetings	0	30	0	0
62140	Membership, Subscription & Dues	12,255	390	0	0
62300	Contract Services-Professional	93,412	68,222	260,200	0
	SUBTOTAL CONTRACTUALS	105,667	68,642	260,200	0
63001	Miscellaneous Operating Expenses	90,476	50,134	138,940	0
	SUBTOTAL COMMODITIES	90,476	50,134	138,940	0
65050	IT Department Specific	0	26,770	0	0
65100	Insurance Charges	0	56,025	0	0
	SUBTOTAL FIXED CHARGES	0	82,795	0	0
66220	Improvements Other Than Building	0	379	0	0
	SUBTOTAL CAPITAL	0	379	0	0
	TOTAL	1,010,573	1,276,600	1,410,000	0

**STRATEGIC PLAN PROJECTS
DEPARTMENT RESOURCE SUMMARY**

PLNG & BLG AGY

ACTIVITIES		ACTUAL FY 17-18	ACTUAL FY 18-19	ADOPTED FY 19-20	PROPOSED FY 20-21
EXPENDITURES					
05216018	PBA STRATEGIC PLAN PROJ	169,230	177,018	350,000	0
	TOTAL EXPENDITURES	169,230	177,018	350,000	0
OPERATING EXPENSES		ACTUAL FY 17-18	ACTUAL FY 18-19	ADOPTED FY 19-20	PROPOSED FY 20-21
61000	SALARIES & BENEFITS	153,174	144,256	287,500	0
62000	CONTRACTUALS	8,297	7,819	52,500	0
63000	COMMODITIES	7,758	16,421	10,000	0
65000	FIXED CHARGES	0	8,523	0	0
	TOTAL	169,230	177,018	350,000	0

STRATEGIC PLAN PROJECTS

PLNG & BLG AGY		ACCOUNTING UNIT			
PBA STRATEGIC PLAN PROJ		05216018			
Account Code	LINE ITEM RESOURCES	ACTUAL FY 17-18	ACTUAL FY 18-19	ADOPTED FY 19-20	PROPOSED FY 20-21
61000	Salaries Regular	104,624	109,828	228,370	0
61020	Salaries Part-Time	4,925	3,751	0	0
61040	Salaries Overtime	2,076	3,454	500	0
61100	Retirement-Employer Normal Cost	27,724	1,270	31,620	0
61101	Retirement - Employer Unfunded	0	10,385	0	0
61110	Part-Time Retirement	185	141	0	0
61120	Medicare Insurance	1,543	1,041	2,670	0
61130	Health Insurance	10,099	7,695	19,090	0
61180	Worker Compensation Insurance	2,000	6,691	5,250	0
	SUBTOTAL SALARIES & BENEFITS	153,174	144,256	287,500	0
62120	Training, Transportation, Meetings	926	7,317	10,000	0
62140	Membership, Subscription & Dues	0	500	0	0
62300	Contract Services-Professional	7,372	2	42,500	0
	SUBTOTAL CONTRACTUALS	8,297	7,819	52,500	0
63001	Miscellaneous Operating Expenses	7,758	16,421	10,000	0
	SUBTOTAL COMMODITIES	7,758	16,421	10,000	0
65100	Insurance Charges	0	8,523	0	0
	SUBTOTAL FIXED CHARGES	0	8,523	0	0
	TOTAL	169,230	177,018	350,000	0

**STRATEGIC PLAN PROJECTS
DEPARTMENT RESOURCE SUMMARY**

COMMUNITY DEVELOPMENT

ACTIVITIES		ACTUAL FY 17-18	ACTUAL FY 18-19	ADOPTED FY 19-20	PROPOSED FY 20-21
EXPENDITURES					
05218018	CDA STRATEGIC PLAN PROJ	248,784	352,175	375,000	0
	TOTAL EXPENDITURES	248,784	352,175	375,000	0
OPERATING EXPENSES		ACTUAL FY 17-18	ACTUAL FY 18-19	ADOPTED FY 19-20	PROPOSED FY 20-21
61000	SALARIES & BENEFITS	83,130	181,808	110,180	0
62000	CONTRACTUALS	88,820	75,843	188,280	0
63000	COMMODITIES	19,470	8,199	6,540	0
65000	FIXED CHARGES	0	16,341	0	0
69000	MISCELLANEOUS	57,364	69,984	70,000	0
	TOTAL	248,784	352,175	375,000	0

STRATEGIC PLAN PROJECTS

COMMUNITY DEVELOPMENT		ACCOUNTING UNIT			
CDA STRATEGIC PLAN PROJ		05218018			
Account Code	LINE ITEM RESOURCES	ACTUAL FY 17-18	ACTUAL FY 18-19	ADOPTED FY 19-20	PROPOSED FY 20-21
61000	Salaries Regular	50,577	87,139	78,520	0
61010	Salaries Cash Out/Separation	0	56	0	0
61020	Salaries Part-Time	1,202	451	0	0
61040	Salaries Overtime	1,042	142	0	0
61100	Retirement-Employer Normal Cost	17,098	7,566	8,620	0
61101	Retirement - Employer Unfunded	0	61,877	0	0
61110	Part-Time Retirement	70	92	0	0
61120	Medicare Insurance	776	1,294	1,140	0
61130	Health Insurance	11,299	19,538	17,290	0
61180	Worker Compensation Insurance	1,066	3,653	4,610	0
	SUBTOTAL SALARIES & BENEFITS	83,130	181,808	110,180	0
62010	Communications	309	637	700	0
62012	Cellular Phone Charges	244	662	700	0
62120	Training, Transportation, Meetings	11,884	12,155	15,000	0
62140	Membership, Subscription & Dues	7,371	5,609	1,000	0
62200	Advertising	11,202	10,500	50,000	0
62201	Business Promotion	0	5,000	0	0
62300	Contract Services-Professional	54,955	37,747	116,180	0
62302	Contracted Vendor Personnel Services	1,850	2,450	4,200	0
62600	Parking Validation	1,004	1,083	500	0
	SUBTOTAL CONTRACTUALS	88,820	75,843	188,280	0
63001	Miscellaneous Operating Expenses	19,470	8,199	6,540	0
	SUBTOTAL COMMODITIES	19,470	8,199	6,540	0
65000	Building Rental	0	6,059	0	0
65050	IT Department Specific	0	5,354	0	0
65100	Insurance Charges	0	4,928	0	0
	SUBTOTAL FIXED CHARGES	0	16,341	0	0
69152	Loans & Grants	57,364	69,984	70,000	0
	SUBTOTAL MISCELLANEOUS	57,364	69,984	70,000	0
	TOTAL	248,784	352,175	375,000	0

**CITY SERVICES
DEPARTMENT RESOURCE SUMMARY**

CITY MANAGER

ACTIVITIES	ACTUAL FY 17-18	ACTUAL FY 18-19	ADOPTED FY 19-20	PROPOSED FY 20-21
REVENUES				
55100 Cannabis Fines	0	137,500	137,500	0
TOTAL REVENUES	0	137,500	137,500	0

CITY SERVICES

CITY MANAGER		ACCOUNTING UNIT			
City Manager Revenue		05303002			
Account Code	LINE ITEM RESOURCES	ACTUAL FY 17-18	ACTUAL FY 18-19	ADOPTED FY 19-20	PROPOSED FY 20-21
55100	Cannabis Fines	0	137,500	137,500	0
	SUBTOTAL REVENUES	0	137,500	137,500	0
	TOTAL	0	137,500	137,500	0

**CITY SERVICES
DEPARTMENT RESOURCE SUMMARY**

CITY ATTORNEY

ACTIVITIES	ACTUAL FY 17-18	ACTUAL FY 18-19	ADOPTED FY 19-20	PROPOSED FY 20-21
REVENUES				
57995 CAO - Medical Marijuana Dispensaries	0	0	34,800	34,800
TOTAL REVENUES	0	0	34,800	34,800
EXPENDITURES				
05308021 CAO SERVICES	0	0	34,800	0
TOTAL EXPENDITURES	0	0	34,800	0
OPERATING EXPENSES	ACTUAL FY 17-18	ACTUAL FY 18-19	ADOPTED FY 19-20	PROPOSED FY 20-21
62000 CONTRACTUALS	0	0	34,800	0
TOTAL	0	0	34,800	0

CITY SERVICES

CITY ATTORNEY		ACCOUNTING UNIT			
CITY ATTORNEY REVENUE		05308002			
Account Code	LINE ITEM RESOURCES	ACTUAL FY 17-18	ACTUAL FY 18-19	ADOPTED FY 19-20	PROPOSED FY 20-21
57995	CAO - Medical Marijuana Dispensaries	0	0	34,800	34,800
	SUBTOTAL REVENUES	0	0	34,800	34,800
	TOTAL	0	0	34,800	34,800

CITY SERVICES

CITY ATTORNEY		ACCOUNTING UNIT			
CAO SERVICES		05308021			
Account Code	LINE ITEM RESOURCES	ACTUAL FY 17-18	ACTUAL FY 18-19	ADOPTED FY 19-20	PROPOSED FY 20-21
62300	Contract Services-Professional	0	0	34,800	0
	SUBTOTAL CONTRACTUALS	0	0	34,800	0
	TOTAL	0	0	34,800	0

**CITY SERVICES
DEPARTMENT RESOURCE SUMMARY**

POLICE DEPARTMENT

ACTIVITIES	ACTUAL FY 17-18	ACTUAL FY 18-19	ADOPTED FY 19-20	PROPOSED FY 20-21
REVENUES				
53424 PD - Treasury Agency Fund	0	0	235,100	235,100
53425 PD - Reward Program	0	0	177,600	177,600
57010 Miscellaneous Recoveries	0	125,000	125,000	161,950
57402 Police Miscellaneous Reimburse	0	5,000	5,000	5,000
57483 PD - Bequest of Mary Muth-COSA	0	0	28,200	28,200
TOTAL REVENUES	0	130,000	570,900	607,850
EXPENDITURES				
05314021 POLICE SERVICES	0	0	570,900	607,850
TOTAL EXPENDITURES	0	0	570,900	607,850
OPERATING EXPENSES	ACTUAL FY 17-18	ACTUAL FY 18-19	ADOPTED FY 19-20	PROPOSED FY 20-21
61000 SALARIES & BENEFITS	0	0	65,000	52,390
62000 CONTRACTUALS	0	0	505,900	503,070
63000 COMMODITIES	0	0	0	52,390
TOTAL	0	0	570,900	607,850

CITY SERVICES

POLICE DEPARTMENT		ACCOUNTING UNIT			
POLICE REVENUE		05314002			
Account Code	LINE ITEM RESOURCES	ACTUAL FY 17-18	ACTUAL FY 18-19	ADOPTED FY 19-20	PROPOSED FY 20-21
53424	PD - Treasury Agency Fund	0	0	235,100	235,100
53425	PD - Reward Program	0	0	177,600	177,600
57010	Miscellaneous Recoveries	0	125,000	125,000	161,950
57402	Police Miscellaneous Reimburse	0	5,000	5,000	5,000
57483	PD - Bequest of Mary Muth-COSA	0	0	28,200	28,200
	SUBTOTAL REVENUES	0	130,000	570,900	607,850
	TOTAL	0	130,000	570,900	607,850

CITY SERVICES

POLICE DEPARTMENT		ACCOUNTING UNIT			
POLICE SERVICES		05314021			
Account Code	LINE ITEM RESOURCES	ACTUAL FY 17-18	ACTUAL FY 18-19	ADOPTED FY 19-20	PROPOSED FY 20-21
61040	Salaries Overtime	0	0	65,000	52,390
	SUBTOTAL SALARIES & BENEFITS	0	0	65,000	52,390
62000	Utilities	0	0	0	970
62300	Contract Services-Professional	0	0	65,000	61,200
62313	Contract Services-Police-Treas	0	0	235,100	235,100
62314	Contract Services-Police Rewar	0	0	177,600	177,600
62317	Contract Services-Bequest of M	0	0	28,200	28,200
	SUBTOTAL CONTRACTUALS	0	0	505,900	503,070
63001	Miscellaneous Operating Expenses	0	0	0	52,390
	SUBTOTAL COMMODITIES	0	0	0	52,390
	TOTAL	0	0	570,900	607,850

**CITY SERVICES
DEPARTMENT RESOURCE SUMMARY**

PLNG & BLG AGY

ACTIVITIES	ACTUAL FY 17-18	ACTUAL FY 18-19	ADOPTED FY 19-20	PROPOSED FY 20-21
REVENUES				
53607 EIR Developer Fees	336,125	490,343	400,000	1,000,000
53618 PBA-Expedited Inspections	0	0	500,000	500,000
53630 Planning Consultant Services F	0	50,000	0	0
53635 PBA - Trust & Agency	0	0	79,700	79,700
53636 PBA Building/Planning-Cash	0	43,400	589,200	589,200
53637 PBA - Accelerated Plan Check	0	715,090	764,900	764,900
57018 Receivership	59,529	0	200,000	200,000
TOTAL REVENUES	395,654	1,298,833	2,533,800	3,133,800
EXPENDITURES				
05316021 PLNG & BLG AGY SERVICES	472,669	1,015,764	2,684,000	3,633,800
TOTAL EXPENDITURES	472,669	1,015,764	2,684,000	3,633,800
OPERATING EXPENSES	ACTUAL FY 17-18	ACTUAL FY 18-19	ADOPTED FY 19-20	PROPOSED FY 20-21
62000 CONTRACTUALS	472,669	1,015,764	2,684,000	3,633,800
TOTAL	472,669	1,015,764	2,684,000	3,633,800

CITY SERVICES

PLNG & BLG AGY		ACCOUNTING UNIT			
PBA REVENUE		05316002			
Account Code	LINE ITEM RESOURCES	ACTUAL FY 17-18	ACTUAL FY 18-19	ADOPTED FY 19-20	PROPOSED FY 20-21
53607	EIR Developer Fees	336,125	490,343	400,000	1,000,000
53618	PBA-Expedited Inspections	0	0	500,000	500,000
53630	Planning Consultant Services F	0	50,000	0	0
53635	PBA - Trust & Agency	0	0	79,700	79,700
53636	PBA Building/Planning-Cash	0	43,400	589,200	589,200
53637	PBA - Accelerated Plan Check	0	715,090	764,900	764,900
57018	Receivership	59,529	0	200,000	200,000
	SUBTOTAL REVENUES	395,654	1,298,833	2,533,800	3,133,800
	TOTAL	395,654	1,298,833	2,533,800	3,133,800

CITY SERVICES

PLNG & BLG AGY		ACCOUNTING UNIT			
PLNG & BLG AGY SERVICES		05316021			
Account Code	LINE ITEM RESOURCES	ACTUAL FY 17-18	ACTUAL FY 18-19	ADOPTED FY 19-20	PROPOSED FY 20-21
62300	Contract Services-Professional	136,544	0	200,000	700,000
62308	Consultant Services-EIR Develo	336,125	490,343	550,200	1,000,000
62312	Contract Services-Trust & Agen	0	0	79,700	79,700
62315	Contract Services-Building/Pla	0	0	589,200	589,200
62318	Contract Services-PBA-Accelera	0	525,421	764,900	764,900
62323	Contract Services - Expedited	0	0	500,000	500,000
	SUBTOTAL CONTRACTUALS	472,669	1,015,764	2,684,000	3,633,800
	TOTAL	472,669	1,015,764	2,684,000	3,633,800

**CITY SERVICES
DEPARTMENT RESOURCE SUMMARY**

COMMUNITY DEVELOPMENT

ACTIVITIES	ACTUAL FY 17-18	ACTUAL FY 18-19	ADOPTED FY 19-20	PROPOSED FY 20-21
REVENUES				
57081 Gifts & Donations	9,757	0	0	0
TOTAL REVENUES	9,757	0	0	0
EXPENDITURES				
05318021 CDA AGY SERVICES	3,919	0	0	0
TOTAL EXPENDITURES	3,919	0	0	0
OPERATING EXPENSES	ACTUAL FY 17-18	ACTUAL FY 18-19	ADOPTED FY 19-20	PROPOSED FY 20-21
62000 CONTRACTUALS	3,919	0	0	0
TOTAL	3,919	0	0	0

CITY SERVICES

COMMUNITY DEVELOPMENT		ACCOUNTING UNIT			
CDA REVENUE		05318002			
Account Code	LINE ITEM RESOURCES	ACTUAL FY 17-18	ACTUAL FY 18-19	ADOPTED FY 19-20	PROPOSED FY 20-21
57081	Gifts & Donations	9,757	0	0	0
	SUBTOTAL REVENUES	9,757	0	0	0
	TOTAL	9,757	0	0	0

CITY SERVICES

COMMUNITY DEVELOPMENT		ACCOUNTING UNIT			
CDA AGY SERVICES		05318021			
Account Code	LINE ITEM RESOURCES	ACTUAL FY 17-18	ACTUAL FY 18-19	ADOPTED FY 19-20	PROPOSED FY 20-21
62300	Contract Services-Professional	3,919	0	0	0
	SUBTOTAL CONTRACTUALS	3,919	0	0	0
	TOTAL	3,919	0	0	0

**FIRE FACILITIES FUND
DEPARTMENT RESOURCE SUMMARY**

FIRE DEPARTMENT

ACTIVITIES	ACTUAL FY 17-18	ACTUAL FY 18-19	ADOPTED FY 19-20	PROPOSED FY 20-21
REVENUES				
53700 Improvement Fee	442,926	1,447,190	800,000	800,000
TOTAL REVENUES	442,926	1,447,190	800,000	800,000
EXPENDITURES				
12015330 FIRE FACILITIES FUND	482,076	543,019	800,000	960,000
TOTAL EXPENDITURES	482,076	543,019	800,000	960,000
OPERATING EXPENSES	ACTUAL FY 17-18	ACTUAL FY 18-19	ADOPTED FY 19-20	PROPOSED FY 20-21
62000 CONTRACTUALS	482,076	543,019	800,000	800,000
66000 CAPITAL	0	0	0	160,000
TOTAL	482,076	543,019	800,000	960,000

FIRE FACILITIES FUND

FIRE DEPARTMENT		ACCOUNTING UNIT			
FIRE FACILITIES FUND		12015002			
Account Code	LINE ITEM RESOURCES	ACTUAL FY 17-18	ACTUAL FY 18-19	ADOPTED FY 19-20	PROPOSED FY 20-21
53700	Improvement Fee	442,926	1,447,190	800,000	800,000
	SUBTOTAL REVENUES	442,926	1,447,190	800,000	800,000
	TOTAL	442,926	1,447,190	800,000	800,000

FIRE FACILITIES FUND

FIRE DEPARTMENT		ACCOUNTING UNIT			
FIRE FACILITIES FUND		12015330			
Account Code	LINE ITEM RESOURCES	ACTUAL FY 17-18	ACTUAL FY 18-19	ADOPTED FY 19-20	PROPOSED FY 20-21
62300	Contract Services-Professional	482,076	543,019	800,000	800,000
	SUBTOTAL CONTRACTUALS	482,076	543,019	800,000	800,000
66220	Improvements Other Than Building	0	0	0	160,000
	SUBTOTAL CAPITAL	0	0	0	160,000
	TOTAL	482,076	543,019	800,000	960,000

**SPECIAL REPAIR/DEMOLITION
DEPARTMENT RESOURCE SUMMARY**

PLNG & BLG AGY

ACTIVITIES		ACTUAL FY 17-18	ACTUAL FY 18-19	ADOPTED FY 19-20	PROPOSED FY 20-21
REVENUES					
53507	Emergency Repair Assessment	8,285	65,626	15,000	15,000
TOTAL REVENUES		8,285	65,626	15,000	15,000
EXPENDITURES					
12116540	SPECIAL REPAIR/DEMOLITION	0	10,240	15,000	15,000
TOTAL EXPENDITURES		0	10,240	15,000	15,000
OPERATING EXPENSES		ACTUAL FY 17-18	ACTUAL FY 18-19	ADOPTED FY 19-20	PROPOSED FY 20-21
62000	CONTRACTUALS	0	10,240	15,000	15,000
TOTAL		0	10,240	15,000	15,000

SPECIAL REPAIR/DEMOLITION

PLNG & BLG AGY		ACCOUNTING UNIT			
SPECIAL REPAIR/DEMOL-PLANNG		12116002			
Account Code	LINE ITEM RESOURCES	ACTUAL FY 17-18	ACTUAL FY 18-19	ADOPTED FY 19-20	PROPOSED FY 20-21
53507	Emergency Repair Assessment	8,285	65,626	15,000	15,000
	SUBTOTAL REVENUES	8,285	65,626	15,000	15,000
	TOTAL	8,285	65,626	15,000	15,000

SPECIAL REPAIR/DEMOLITION

PLNG & BLG AGY		ACCOUNTING UNIT			
SPECIAL REPAIR/DEMOLITION		12116540			
Account Code	LINE ITEM RESOURCES	ACTUAL FY 17-18	ACTUAL FY 18-19	ADOPTED FY 19-20	PROPOSED FY 20-21
62300	Contract Services-Professional	0	10,240	15,000	15,000
	SUBTOTAL CONTRACTUALS	0	10,240	15,000	15,000
	TOTAL	0	10,240	15,000	15,000

Grant Funds



GRANT FUNDS

REVENUE BY FUND		ACTUAL FY 17-18	ACTUAL FY 18-19	ADOPTED FY 19-20	PROPOSED FY 20-21
031	AIR QUALITY IMPR. (AB 2766)	454,377	348,153	457,600	645,000
122	EMERGENCY & HEALTH GRANTS	203,714	3,736,860	0	105,110
123	WORKFORCE INVESTMENT ACT	2,862,139	2,630,736	2,772,170	2,687,330
124	ORANGE COUNTY SSA GRANTS	718,025	742,480	800,000	1,677,930
125	OES UASI	3,738,515	1,269,759	1,819,030	5,369,430
127	D.O.J. GRANT FUND	905,648	378,957	82,600	66,500
128	LAW ENFORCEMENT GRANTS	850,141	884,398	0	849,990
130	HOME PROGRAM FEDERAL GRANT	2,801,870	1,282,017	2,130,260	2,097,200
134	UDAG REPAYMENT FUND	294	387	0	0
135	COMMUNITY DEV BLOCK GRANT	7,088,946	4,028,764	6,461,550	6,732,610
136	HOUSING AUTHORITY-VOUCHER HAP	28,297,538	30,634,032	34,564,900	35,705,500
137	HOUSING AUTHORITY- MAINSTREAM	1,881,553	1,980,243	2,000,000	2,100,000
138	HOUSING AUTHORITY-MS 5	0	393,296	585,400	1,316,730
139	HOUSING AUTHORITY-NEW CONSTR	0	14,546	0	179,100
140	HOUSING AUTHORITY-VOUCHER ADM	3,401,941	3,054,881	3,269,200	3,352,980
142	NSP FEDERAL GRANT	130,271	102,797	12,000	20,000
143	CALHOME MFGD HSG LOAN	6,122	8,061	0	0
144	PRISON TO EMPLOYMENT PROGRAM	0	0	3,816,970	0
145	RENTAL REHABILITATION GRANT	4,932	6,492	5,000	7,000
150	CAL LIBRARY SERVICES ACT	1	0	0	0
152	PUBLIC LIBRARY GRANT FUND	25,000	0	0	0
153	LIBRARY GRANTS	123,454	67,133	0	0
154	LIBRARY SVCS & TECHNOLOGY ACT	59,220	6,580	0	0
165	OFFICE OF TRAFFIC SAFETY GRANT	435,124	477,476	0	168,010
169	RECREATION GRANTS FUND	206,638	143,423	202,530	215,000
403	SCAG GRANTS	32,671	85,317	237,240	237,240
405	FEDERAL HOPWA PROGRAM GRANT	1,469	3,068	0	0
REVENUE GRAND TOTAL		54,229,603	52,279,857	59,216,450	63,532,660

EXPENDITURE BY FUND		ACTUAL FY 17-18	ACTUAL FY 18-19	ADOPTED FY 19-20	PROPOSED FY 20-21
031	AIR QUALITY IMPR. (AB 2766)*				
Human Resources					
03109050	HUMAN RESOURCES-AIR QUALITY IMPROVM	103,249	63,325	175,780	145,130
Plng & Blg Agy					
03116510	PLANNING-AIR QUALITY IMPROV	188,128	156,965	386,970	322,130
Public Works					
03117101	FLEET SVCS-AIR QUALITY IMPROV	120,261	169,910	474,700	450,000
03117102	FLEET SVCS-MSRC PROGRAM	43,967	84,033	557,900	550,000
SUBTOTAL		455,606	474,233	1,595,350	1,467,260
122	EMERGENCY & HEALTH GRANTS				
Community Development					
12218700	HEAP Grant	0	0	3,689,400	2,610,970
Public Works					
12217331	FEMA/OES Disaster Assistance	102,417	0	0	0
12217600	CDC - CAPOC OCPICH Grant	98,839	0	0	0
SUBTOTAL		201,256	0	3,689,400	2,610,970

EXPENDITURE BY FUND		ACTUAL FY 17-18	ACTUAL FY 18-19	ADOPTED FY 19-20	PROPOSED FY 20-21
123	WORKFORCE INVESTMENT ACT				
Community Development					
12318743	WIA 15% GRANT	54,839	2,255	0	0
12318748	WDB ADMIN	86,160	150,054	162,320	136,420
12318750	WDB YOUTH COUNCIL	603,855	506,867	566,130	596,060
12318751	ONE STOP PROGRAM	517,490	659,533	954,760	1,056,240
12318752	ONE STOP ADMIN	123,015	143,416	84,940	95,200
12318753	ONE STOP ADULT	350,951	411,949	371,090	429,340
12318754	ONE STOP DISLOCATED WRKR	441,233	273,388	171,440	207,320
12318755	ONE STOP YOUTH (YSPN)	326,466	281,430	168,820	112,620
12318756	ONE STOP RAPID RESPONSE	364,851	523,581	790,680	324,400
12318757	WDB PROGRAM	49,874	95,150	178,550	129,730
	SUBTOTAL	2,918,734	3,047,623	3,448,730	3,087,330
124	ORANGE COUNTY SSA GRANTS				
Community Development					
12418737	SSA VT WEX	502,167	535,110	811,100	1,677,930
12418743	GOODWILL WIOA VEAP	0	0	0	240
12418750	OC WIOA	212,302	137,050	0	6,240
12418751	RSCCD Grant	51,415	0	0	6,000
	SUBTOTAL	765,884	672,160	811,100	1,690,410
125	OES UASI				
Police Department					
12514407	UASI CAL OES SANTA ANA	1,459,277	802,273	1,503,500	4,840,000
12514491	UASI CAL OES ANAHEIM	640,681	895,739	1,819,040	575,290
	SUBTOTAL	2,099,958	1,698,013	3,322,540	5,415,290
126	WEED & SEED GRANT				
Police Department					
12614400	W&S SITE II - S P I T I T PGM	0	6,930	0	0
	SUBTOTAL	0	6,930	0	0
127	D.O.J. GRANT FUND				
Police Department					
12714406	OVW-Impr Criminal Justice Resp	43,232	109,295	0	0
12714407	ARRA PROG 2009 COPS HIRING	(84)	0	0	0
12714409	2015 COPS HIRING PROGRAM GRANT	832,818	382,090	0	0
12714410	BODY WORN CAMERA GRANT	0	0	63,400	66,500
12714411	BULLETPROOF VEST GRANT	0	0	19,200	0
	SUBTOTAL	875,966	491,385	82,600	66,500
128	LAW ENFORCEMENT GRANTS				
Police Department					
12814407	SUP LAW ENF SVCS FD SLESF	1,153,154	1,465,264	0	0
12814407	SUPPLEMENTAL LAW ENFORCEMENT SERVICES ACCOUNT (SLESA)	0	0	1,206,400	824,990
12814409	BYRNE JUSTICE ASSISTANCE (JAG)	34,251	0	0	25,000
12814413	BSCC Police Grants	151,580	59,319	0	0
12814414	EMPG Grant	46,809	197,648	0	0
12814415	ABC Grant	67,047	31,666	0	0
	SUBTOTAL	1,452,841	1,753,897	1,206,400	849,990
130	HOME PROGRAM FEDERAL GRANT				
Community Development					
13018780	FEDERAL GRANT - HOME PROGRAM	2,659,648	1,102,518	2,136,100	5,598,720
	SUBTOTAL	2,659,648	1,102,518	2,136,100	5,598,720

EXPENDITURE BY FUND		ACTUAL FY 17-18	ACTUAL FY 18-19	ADOPTED FY 19-20	PROPOSED FY 20-21
134	UDAG REPAYMENT FUND				
Community Development					
13418740	COMMUNITY DEVELOPMENT ADMINIST	0	0	22,900	0
	SUBTOTAL	0	0	22,900	0
135	COMMUNITY DEV BLOCK GRANT				
Community Development					
13518780	COMMUNITY DEVELOPMENT ADMINIST	951,064	975,493	1,157,440	0
13518780	COMMUNITY DEVELOPMENT ADMINISTRATION	0	0	0	1,158,600
13518782	COMMUNITY DEVELOPMENT-HOUSING	693,985	168,666	639,940	1,687,050
13518783	CDBG PROGRAMS	4,086,176	2,204,929	5,473,260	3,878,110
13518785	HUD-EMERGENCY SOLUTIONS GRANT	455,852	556,571	501,740	500,950
	SUBTOTAL	6,187,077	3,905,659	7,772,380	7,224,710
136	HOUSING AUTHORITY-VOUCHER HAP				
Community Development					
13618760	HOUSING AUTHORITY-VOUCHER HAP	28,360,835	30,584,187	34,564,900	35,705,500
	SUBTOTAL	28,360,835	30,584,187	34,564,900	35,705,500
137	HOUSING AUTHORITY- MAINSTREAM				
Community Development					
13718760	HOUSING AUTHORITY- NED	1,881,553	1,980,243	2,000,000	2,100,000
	SUBTOTAL	1,881,553	1,980,243	2,000,000	2,100,000
138	HOUSING AUTHORITY-MS 5				
Community Development					
13818760	Housing Authority-MS 5	0	16,416	0	0
13818760	Housing Authority-MS 5	0	0	585,400	1,316,730
	SUBTOTAL	0	16,416	585,400	1,316,730
139	HOUSING AUTHORITY-NEW CONSTR				
Community Development					
13918780	ADMIN - Mainstream 5 Vouchers	0	0	0	179,100
	SUBTOTAL	0	0	0	179,100
140	HOUSING AUTHORITY-VOUCHER ADM				
Community Development					
14018760	HOUSING AUTHORITY-VOUCHERS ADM	3,697,538	3,138,661	3,346,840	3,352,980
	SUBTOTAL	3,697,538	3,138,661	3,346,840	3,352,980
142	NSP FEDERAL GRANT				
Community Development					
14218760	NEIGHBORHOOD STABILIZE PRGM 1	6,105	8,172	974,800	980,720
14218761	ARRA NGHBRHD STABILIZE PRGM 2	15,380	10,310	278,010	290,240
14218762	NGHBRHD STABILIZE PRGM 3	533	4,545	97,930	101,220
	SUBTOTAL	22,017	23,026	1,350,740	1,372,180
144	PRISON TO EMPLOYMENT PROGRAM				
Community Development					
14418760	PRISON TO EMPLOYMENT PROGRAM	0	0	3,816,970	3,816,970
	SUBTOTAL	0	0	3,816,970	3,816,970
145	RENTAL REHABILITATION GRANT				
Community Development					
14518760	RENTAL REHABILITATION GRANT	0	0	387,600	396,500
	SUBTOTAL	0	0	387,600	396,500

EXPENDITURE BY FUND		ACTUAL FY 17-18	ACTUAL FY 18-19	ADOPTED FY 19-20	PROPOSED FY 20-21
146	FIRE DEPARTMENT GRANTS				
Fire Department					
14615353	OHS EMPG GRANT FY2006	39,174	0	0	0
14615359	OHS EMPG GRANT FY2007	30,146	0	0	0
14615362	2008 EMPG GRANT-FIRE	89,850	0	0	0
	SUBTOTAL	159,170	0	0	0
152	PUBLIC LIBRARY GRANT FUND				
Library					
15211150	PUBLIC LIBRARY GRANT	17,409	0	0	0
15211151	LIBRARIES READY TO CODE	6,479	18,113	0	0
	SUBTOTAL	23,887	18,113	0	0
153	LIBRARY GRANTS				
Library					
15311160	IMLS Library Federal Grant	115,120	20,336	0	0
	SUBTOTAL	115,120	20,336	0	0
154	LIBRARY SVCS & TECHNOLOGY ACT				
Library					
15411193	LSTA-GRANT AWARDS	39,519	26,281	0	0
	SUBTOTAL	39,519	26,281	0	0
165	OFFICE OF TRAFFIC SAFETY GRANT				
Police Department					
16514414	SELECTIVE TRAFFIC ENFORCEMENT	419,568	461,341	0	168,010
Public Works					
16517611	OTS-BICYCLE SAFETY PWA	139,455	92,463	0	0
	SUBTOTAL	559,023	553,804	0	168,010
169	RECREATION GRANTS FUND				
Parks, Rec. & Community Services					
16913202	OCTA SR MOBILITY PROGRAM	168,309	167,059	211,820	217,020
16913265	PRCSA Health Grant (NRPA)	11,319	0	0	0
	SUBTOTAL	179,628	167,059	211,820	217,020
403	SCAG GRANTS				
Plng & Blg Agy					
40316570	40316570	32,671	99,770	0	0
40316570	PBA SUSTAINABILITY PLNG GRANT	0	0	208,760	0
Public Works					
40317600	PUBLIC WORKS SCAG GRANT	0	0	28,480	0
	SUBTOTAL	32,671	99,770	237,240	0
405	FEDERAL HOPWA PROGRAM GRANT				
Community Development					
40518761	HOPWA-HOUSING OPPORTUNITIES	1,546	2,992	0	0
	SUBTOTAL	1,546	2,992	0	0
EXPENDITURE GRAND TOTAL		52,689,477	49,783,303	70,589,010	76,636,170
<i>*Transferred from Finance to PWA in FY 19-20</i>					

**AIR QUALITY IMPR. (AB 2766)
DEPARTMENT RESOURCE SUMMARY**

HUMAN RESOURCES

ACTIVITIES		ACTUAL FY 17-18	ACTUAL FY 18-19	ADOPTED FY 19-20	PROPOSED FY 20-21
EXPENDITURES					
03109050	HUMAN RESOURCES-AIR QUALITY IMPROVM	103,249	63,325	175,780	145,130
	TOTAL EXPENDITURES	103,249	63,325	175,780	145,130
OPERATING EXPENSES		ACTUAL FY 17-18	ACTUAL FY 18-19	ADOPTED FY 19-20	PROPOSED FY 20-21
61000	SALARIES & BENEFITS	49,222	22,882	98,890	57,710
62000	CONTRACTUALS	3,502	1,352	5,000	3,000
63000	COMMODITIES	231	1,436	7,000	7,000
65000	FIXED CHARGES	3,469	7,566	9,890	22,420
69000	MISCELLANEOUS	46,825	30,089	55,000	55,000
	TOTAL	103,249	63,325	175,780	145,130

AIR QUALITY IMPR. (AB 2766)

HUMAN RESOURCES		ACCOUNTING UNIT			
HUMAN RESOURCES-AIR QUALITY IMPROVM		03109050			
Account Code	LINE ITEM RESOURCES	ACTUAL FY 17-18	ACTUAL FY 18-19	ADOPTED FY 19-20	PROPOSED FY 20-21
61000	Salaries Regular	45,575	21,765	73,450	35,950
61020	Salaries Part-Time	3,353	0	10,000	5,000
61100	Retirement-Employer Normal Cost	0	0	2,170	3,330
61110	Part-Time Retirement	126	0	400	400
61120	Medicare Insurance	49	0	980	520
61130	Health Insurance	0	0	10,490	7,450
61180	Worker Compensation Insurance	120	1,118	1,400	5,060
	SUBTOTAL SALARIES & BENEFITS	49,222	22,882	98,890	57,710
62120	Training, Transportation, Meetings	0	183	1,200	1,200
62140	Membership, Subscription & Dues	1,084	1,121	1,500	1,800
62200	Advertising	0	42	0	0
62302	Contracted Vendor Personnel Services	2,418	6	2,300	0
	SUBTOTAL CONTRACTUALS	3,502	1,352	5,000	3,000
63001	Miscellaneous Operating Expenses	231	1,436	7,000	7,000
	SUBTOTAL COMMODITIES	231	1,436	7,000	7,000
65040	IT Maintenance Charge	0	0	4,520	4,520
65050	IT Department Specific	0	4,283	0	0
65100	Insurance Charges	0	1,402	1,620	5,810
65105	Benefits Overhead	0	0	0	240
65210	Delivery Charges	0	0	50	50
65400	Indirect Costs	3,469	1,881	3,700	11,800
	SUBTOTAL FIXED CHARGES	3,469	7,566	9,890	22,420
69101	Bicycle Commute Incentive	2,115	435	0	0
69102	Bus Passes	3,645	7,055	0	0
69103	Car Pool Incentive	16,640	8,175	0	0
69104	Train Passes	17,535	11,689	0	0
69105	Walking Commute Incentive	6,030	2,735	0	0
69106	Incentive Drawings	860	0	55,000	55,000
	SUBTOTAL MISCELLANEOUS	46,825	30,089	55,000	55,000
	TOTAL	103,249	63,325	175,780	145,130

**AIR QUALITY IMPR. (AB 2766)
DEPARTMENT RESOURCE SUMMARY**

PLNG & BLG AGY

ACTIVITIES	ACTUAL FY 17-18	ACTUAL FY 18-19	ADOPTED FY 19-20	PROPOSED FY 20-21
REVENUES				
57010 Miscellaneous Recoveries	2,255	2,145	0	0
58000 Earning On Investments	15,516	20,573	0	0
TOTAL REVENUES	17,771	22,718	0	0
EXPENDITURES				
03116510 PLANNING-AIR QUALITY IMPROV	188,128	156,965	386,970	322,130
TOTAL EXPENDITURES	188,128	156,965	386,970	322,130
OPERATING EXPENSES	ACTUAL FY 17-18	ACTUAL FY 18-19	ADOPTED FY 19-20	PROPOSED FY 20-21
61000 SALARIES & BENEFITS	76,804	87,187	212,260	182,450
62000 CONTRACTUALS	105,657	55,219	160,000	110,000
63000 COMMODITIES	0	59	0	0
65000 FIXED CHARGES	5,668	14,500	14,710	29,680
TOTAL	188,128	156,965	386,970	322,130

AIR QUALITY IMPR. (AB 2766)

PLNG & BLG AGY		ACCOUNTING UNIT			
PERSONNEL-AIR QUALITY IMPROVMT		03116002			
Account Code	LINE ITEM RESOURCES	ACTUAL FY 17-18	ACTUAL FY 18-19	ADOPTED FY 19-20	PROPOSED FY 20-21
57010	Miscellaneous Recoveries	2,255	2,145	0	0
58000	Earning On Investments	15,516	20,573	0	0
	SUBTOTAL REVENUES	17,771	22,718	0	0
	TOTAL	17,771	22,718	0	0

AIR QUALITY IMPR. (AB 2766)

PLNG & BLG AGY		ACCOUNTING UNIT			
PLANNING-AIR QUALITY IMPROV		03116510			
Account Code	LINE ITEM RESOURCES	ACTUAL FY 17-18	ACTUAL FY 18-19	ADOPTED FY 19-20	PROPOSED FY 20-21
61000	Salaries Regular	35,114	30,766	131,660	104,630
61020	Salaries Part-Time	23,439	37,631	40,000	40,000
61100	Retirement-Employer Normal Cost	9,896	790	9,020	6,800
61101	Retirement - Employer Unfunded	0	6,462	0	0
61102	Retirement- Employer Unfunded- Miscellaneous	0	0	0	4,320
61110	Part-Time Retirement	783	1,111	1,100	1,100
61120	Medicare Insurance	864	986	1,830	1,510
61130	Health Insurance	5,179	5,531	24,010	14,300
61170	Retiree Health Benefits	0	0	0	140
61180	Worker Compensation Insurance	1,529	3,910	4,640	9,650
	SUBTOTAL SALARIES & BENEFITS	76,804	87,187	212,260	182,450
62300	Contract Services-Professional	105,657	55,219	160,000	110,000
	SUBTOTAL CONTRACTUALS	105,657	55,219	160,000	110,000
63001	Miscellaneous Operating Expenses	0	59	0	0
	SUBTOTAL COMMODITIES	0	59	0	0
65040	IT Maintenance Charge	0	0	6,020	6,020
65050	IT Department Specific	0	5,354	0	0
65100	Insurance Charges	0	4,981	4,540	11,710
65105	Benefits Overhead	0	0	0	500
65210	Delivery Charges	0	0	50	50
65400	Indirect Costs	5,668	4,165	4,100	11,400
	SUBTOTAL FIXED CHARGES	5,668	14,500	14,710	29,680
	TOTAL	188,128	156,965	386,970	322,130

**AIR QUALITY IMPR. (AB 2766)
DEPARTMENT RESOURCE SUMMARY**

PUBLIC WORKS

ACTIVITIES	ACTUAL FY 17-18	ACTUAL FY 18-19	ADOPTED FY 19-20	PROPOSED FY 20-21
REVENUES				
52350 AQMD AB2766	436,607	324,986	440,000	440,000
52351 MSRC Reimbursement	0	0	0	200,000
57010 Miscellaneous Recoveries	0	450	2,000	2,000
58000 Earning On Investments	0	0	15,600	3,000
TOTAL REVENUES	436,607	325,435	457,600	645,000
EXPENDITURES				
03117101 FLEET SVCS-AIR QUALITY IMPROV	120,261	169,910	474,700	450,000
03117102 FLEET SVCS-MSRC PROGRAM	43,967	84,033	557,900	550,000
TOTAL EXPENDITURES	164,228	253,943	1,032,600	1,000,000
OPERATING EXPENSES	ACTUAL FY 17-18	ACTUAL FY 18-19	ADOPTED FY 19-20	PROPOSED FY 20-21
66000 CAPITAL	164,228	253,943	1,032,600	1,000,000
TOTAL	164,228	253,943	1,032,600	1,000,000

AIR QUALITY IMPR. (AB 2766)

PUBLIC WORKS		ACCOUNTING UNIT			
FLEET SVCS-AIR QUALITY IMPROV		03117002			
Account Code	LINE ITEM RESOURCES	ACTUAL FY 17-18	ACTUAL FY 18-19	ADOPTED FY 19-20	PROPOSED FY 20-21
52350	AQMD AB2766	436,607	324,986	440,000	440,000
52351	MSRC Reimbursement	0	0	0	200,000
57010	Miscellaneous Recoveries	0	450	2,000	2,000
58000	Earning On Investments	0	0	15,600	3,000
	SUBTOTAL REVENUES	436,607	325,435	457,600	645,000
	TOTAL	436,607	325,435	457,600	645,000

AIR QUALITY IMPR. (AB 2766)

PUBLIC WORKS		ACCOUNTING UNIT			
FLEET SVCS-AIR QUALITY IMPROV		03117101			
Account Code	LINE ITEM RESOURCES	ACTUAL FY 17-18	ACTUAL FY 18-19	ADOPTED FY 19-20	PROPOSED FY 20-21
66220	Improvements Other Than Building	0	0	274,700	200,000
66400	Machinery & Equipment	120,261	169,910	200,000	250,000
	SUBTOTAL CAPITAL	120,261	169,910	474,700	450,000
	TOTAL	120,261	169,910	474,700	450,000

AIR QUALITY IMPR. (AB 2766)

PUBLIC WORKS		ACCOUNTING UNIT			
FLEET SVCS-MSRC PROGRAM		03117102			
Account Code	LINE ITEM RESOURCES	ACTUAL FY 17-18	ACTUAL FY 18-19	ADOPTED FY 19-20	PROPOSED FY 20-21
66220	Improvements Other Than Building	0	0	257,900	250,000
66400	Machinery & Equipment	43,967	84,033	300,000	300,000
	SUBTOTAL CAPITAL	43,967	84,033	557,900	550,000
	TOTAL	43,967	84,033	557,900	550,000

**EMERGENCY & HEALTH GRANTS
DEPARTMENT RESOURCE SUMMARY**

PUBLIC WORKS

ACTIVITIES		ACTUAL FY 17-18	ACTUAL FY 18-19	ADOPTED FY 19-20	PROPOSED FY 20-21
REVENUES					
52001	Federal Grant-Indirect	183,231	0	0	0
52025	State Grants-Direct	20,483	8,603	0	0
58000	Earning On Investments	0	161	0	0
	TOTAL REVENUES	203,714	8,764	0	0
EXPENDITURES					
12217331	FEMA/OES Disaster Assistance	102,417	0	0	0
12217600	CDC - CAPOC OCPICH Grant	98,839	0	0	0
	TOTAL EXPENDITURES	201,256	0	0	0
OPERATING EXPENSES		ACTUAL FY 17-18	ACTUAL FY 18-19	ADOPTED FY 19-20	PROPOSED FY 20-21
62000	CONTRACTUALS	92,192	0	0	0
66000	CAPITAL	109,063	0	0	0
	TOTAL	201,256	0	0	0

EMERGENCY & HEALTH GRANTS

PUBLIC WORKS		ACCOUNTING UNIT			
CDC - CAPOC OCPICH Grant		12217002			
Account Code	LINE ITEM RESOURCES	ACTUAL FY 17-18	ACTUAL FY 18-19	ADOPTED FY 19-20	PROPOSED FY 20-21
52001	Federal Grant-Indirect	183,231	0	0	0
52025	State Grants-Direct	20,483	8,603	0	0
58000	Earning On Investments	0	161	0	0
	SUBTOTAL REVENUES	203,714	8,764	0	0
	TOTAL	203,714	8,764	0	0

EMERGENCY & HEALTH GRANTS

PUBLIC WORKS		ACCOUNTING UNIT			
FEMA/OES Disaster Assistance		12217331			
Account Code	LINE ITEM RESOURCES	ACTUAL FY 17-18	ACTUAL FY 18-19	ADOPTED FY 19-20	PROPOSED FY 20-21
66220	Improvements Other Than Building	102,417	0	0	0
	SUBTOTAL CAPITAL	102,417	0	0	0
	TOTAL	102,417	0	0	0

EMERGENCY & HEALTH GRANTS

PUBLIC WORKS		ACCOUNTING UNIT			
CDC - CAPOC OCPICH Grant		12217600			
Account Code	LINE ITEM RESOURCES	ACTUAL FY 17-18	ACTUAL FY 18-19	ADOPTED FY 19-20	PROPOSED FY 20-21
62300	Contract Services-Professional	92,192	0	0	0
	SUBTOTAL CONTRACTUALS	92,192	0	0	0
66220	Improvements Other Than Building	6,646	0	0	0
	SUBTOTAL CAPITAL	6,646	0	0	0
	TOTAL	98,839	0	0	0

**EMERGENCY & HEALTH GRANTS
DEPARTMENT RESOURCE SUMMARY**

COMMUNITY DEVELOPMENT

ACTIVITIES		ACTUAL FY 17-18	ACTUAL FY 18-19	ADOPTED FY 19-20	PROPOSED FY 20-21
REVENUES					
52025	State Grants-Direct	0	3,690,886	0	0
58000	Earning On Investments	0	37,211	0	105,110
	TOTAL REVENUES	0	3,728,096	0	105,110
EXPENDITURES					
12218700	HEAP Grant	0	0	3,689,400	2,610,970
	TOTAL EXPENDITURES	0	0	3,689,400	2,610,970
OPERATING EXPENSES		ACTUAL FY 17-18	ACTUAL FY 18-19	ADOPTED FY 19-20	PROPOSED FY 20-21
61000	SALARIES & BENEFITS	0	0	36,300	36,210
62000	CONTRACTUALS	0	0	41,100	0
63000	COMMODITIES	0	0	10,000	5,000
65000	FIXED CHARGES	0	0	3,400	3,300
69000	MISCELLANEOUS	0	0	3,598,600	2,566,460
	TOTAL	0	0	3,689,400	2,610,970

EMERGENCY & HEALTH GRANTS

COMMUNITY DEVELOPMENT		ACCOUNTING UNIT			
HEAP Grant		12218002			
Account Code	LINE ITEM RESOURCES	ACTUAL FY 17-18	ACTUAL FY 18-19	ADOPTED FY 19-20	PROPOSED FY 20-21
52025	State Grants-Direct	0	3,690,886	0	0
58000	Earning On Investments	0	37,211	0	105,110
	SUBTOTAL REVENUES	0	3,728,096	0	105,110
	TOTAL	0	3,728,096	0	105,110

EMERGENCY & HEALTH GRANTS

COMMUNITY DEVELOPMENT		ACCOUNTING UNIT			
HEAP Grant		12218700			
Account Code	LINE ITEM RESOURCES	ACTUAL FY 17-18	ACTUAL FY 18-19	ADOPTED FY 19-20	PROPOSED FY 20-21
61000	Salaries Regular	0	0	30,200	30,200
61100	Retirement-Employer Normal Cost	0	0	3,300	3,300
61120	Medicare Insurance	0	0	400	400
61130	Health Insurance	0	0	2,400	2,310
	SUBTOTAL SALARIES & BENEFITS	0	0	36,300	36,210
62300	Contract Services-Professional	0	0	41,100	0
	SUBTOTAL CONTRACTUALS	0	0	41,100	0
63001	Miscellaneous Operating Expenses	0	0	10,000	5,000
	SUBTOTAL COMMODITIES	0	0	10,000	5,000
65105	Benefits Overhead	0	0	0	90
65400	Indirect Costs	0	0	3,400	3,210
	SUBTOTAL FIXED CHARGES	0	0	3,400	3,300
69011	Reserve Appropriation	0	0	92,200	1,449,480
69135	Payment to Subagent	0	0	3,506,400	1,116,980
	SUBTOTAL MISCELLANEOUS	0	0	3,598,600	2,566,460
	TOTAL	0	0	3,689,400	2,610,970

**WORKFORCE INVESTMENT ACT
DEPARTMENT RESOURCE SUMMARY**

COMMUNITY DEVELOPMENT

ACTIVITIES		ACTUAL FY 17-18	ACTUAL FY 18-19	ADOPTED FY 19-20	PROPOSED FY 20-21
REVENUES					
52001	Federal Grant-Indirect	2,862,139	2,449,911	2,493,170	2,387,100
57000	Expense Reimbursement	0	127	400	400
57960	Rental Of Property	0	180,698	278,600	299,830
	TOTAL REVENUES	2,862,139	2,630,736	2,772,170	2,687,330
EXPENDITURES					
12318743	WIA 15% GRANT	54,839	2,255	0	0
12318748	WDB ADMIN	86,160	150,054	162,320	136,420
12318750	WDB YOUTH COUNCIL	603,855	506,867	566,130	596,060
12318751	ONE STOP PROGRAM	517,490	659,533	954,760	1,056,240
12318752	ONE STOP ADMIN	123,015	143,416	84,940	95,200
12318753	ONE STOP ADULT	350,951	411,949	371,090	429,340
12318754	ONE STOP DISLOCATED WRKR	441,233	273,388	171,440	207,320
12318755	ONE STOP YOUTH (YSPN)	326,466	281,430	168,820	112,620
12318756	ONE STOP RAPID RESPONSE	364,851	523,581	790,680	324,400
12318757	WDB PROGRAM	49,874	95,150	178,550	129,730
	TOTAL EXPENDITURES	2,918,734	3,047,623	3,448,730	3,087,330
OPERATING EXPENSES		ACTUAL FY 17-18	ACTUAL FY 18-19	ADOPTED FY 19-20	PROPOSED FY 20-21
61000	SALARIES & BENEFITS	1,597,369	1,590,795	1,791,670	1,370,320
62000	CONTRACTUALS	238,273	606,989	654,010	625,060
63000	COMMODITIES	25,662	29,544	31,400	23,790
65000	FIXED CHARGES	190,204	244,324	295,380	274,420
69000	MISCELLANEOUS	867,226	575,971	676,270	793,740
	TOTAL	2,918,734	3,047,623	3,448,730	3,087,330

WORKFORCE INVESTMENT ACT

COMMUNITY DEVELOPMENT		ACCOUNTING UNIT			
WIOA REVENUES		12318002			
Account Code	LINE ITEM RESOURCES	ACTUAL FY 17-18	ACTUAL FY 18-19	ADOPTED FY 19-20	PROPOSED FY 20-21
52001	Federal Grant-Indirect	2,862,139	2,449,911	2,493,170	2,387,100
57000	Expense Reimbursement	0	127	400	400
57960	Rental Of Property	0	180,698	278,600	299,830
	SUBTOTAL REVENUES	2,862,139	2,630,736	2,772,170	2,687,330
	TOTAL	2,862,139	2,630,736	2,772,170	2,687,330

WORKFORCE INVESTMENT ACT

COMMUNITY DEVELOPMENT		ACCOUNTING UNIT			
WIA 15% GRANT		12318743			
Account Code	LINE ITEM RESOURCES	ACTUAL FY 17-18	ACTUAL FY 18-19	ADOPTED FY 19-20	PROPOSED FY 20-21
61000	Salaries Regular	31,419	0	0	0
61100	Retirement-Employer Normal Cost	9,250	0	0	0
61120	Medicare Insurance	467	0	0	0
61130	Health Insurance	6,421	0	0	0
61180	Worker Compensation Insurance	547	0	0	0
	SUBTOTAL SALARIES & BENEFITS	48,104	0	0	0
62010	Communications	32	0	0	0
62300	Contract Services-Professional	5	0	0	0
62402	User Fee	1,375	0	0	0
	SUBTOTAL CONTRACTUALS	1,412	0	0	0
63001	Miscellaneous Operating Expenses	126	2,255	0	0
	SUBTOTAL COMMODITIES	126	2,255	0	0
65040	IT Maintenance Charge	174	0	0	0
65050	IT Department Specific	782	0	0	0
65100	Insurance Charges	1,787	0	0	0
65400	Indirect Costs	2,454	0	0	0
	SUBTOTAL FIXED CHARGES	5,197	0	0	0
	TOTAL	54,839	2,255	0	0

WORKFORCE INVESTMENT ACT

COMMUNITY DEVELOPMENT		ACCOUNTING UNIT			
WDB ADMIN		12318748			
Account Code	LINE ITEM RESOURCES	ACTUAL FY 17-18	ACTUAL FY 18-19	ADOPTED FY 19-20	PROPOSED FY 20-21
61000	Salaries Regular	44,219	86,106	59,260	49,240
61010	Salaries Cash Out/Separation	0	1,636	0	0
61020	Salaries Part-Time	83	50	0	5,960
61100	Retirement-Employer Normal Cost	11,097	1,526	2,470	1,900
61101	Retirement - Employer Unfunded	0	12,483	16,300	0
61102	Retirement- Employer Unfunded- Miscellaneous	0	0	0	17,280
61110	Part-Time Retirement	0	2	0	220
61120	Medicare Insurance	589	1,242	870	670
61130	Health Insurance	6,763	16,681	10,360	7,650
61180	Worker Compensation Insurance	650	3,772	5,400	3,540
	SUBTOTAL SALARIES & BENEFITS	63,400	123,497	94,660	86,460
62010	Communications	940	598	1,000	1,000
62120	Training, Transportation, Meetings	0	2,343	3,000	0
62140	Membership, Subscription & Dues	1,650	1,650	1,700	1,600
62300	Contract Services-Professional	5,335	1,978	24,710	11,230
62302	Contracted Vendor Personnel Services	122	53	2,000	0
62400	Auditor Fee	1,253	37	10,000	8,500
62402	User Fee	3,308	0	0	0
62500	Rent Payments	0	0	7,100	12,060
	SUBTOTAL CONTRACTUALS	12,608	6,659	49,510	34,390
63001	Miscellaneous Operating Expenses	1,699	1,224	1,700	1,100
63300	Gas & Diesel	51	93	0	100
	SUBTOTAL COMMODITIES	1,750	1,317	1,700	1,200
65010	Rental City Equipment	659	1,429	0	0
65012	Accident Repair & Replacement	26	77	0	0
65040	IT Maintenance Charge	250	0	4,220	4,220
65050	IT Department Specific	1,125	3,748	0	0
65100	Insurance Charges	2,883	5,088	5,280	3,860
65105	Benefits Overhead	0	0	0	170
65210	Delivery Charges	0	0	250	250
65400	Indirect Costs	3,460	8,239	6,700	5,870
	SUBTOTAL FIXED CHARGES	8,402	18,581	16,450	14,370
	TOTAL	86,160	150,054	162,320	136,420

WORKFORCE INVESTMENT ACT

COMMUNITY DEVELOPMENT		ACCOUNTING UNIT			
WDB YOUTH COUNCIL		12318750			
Account Code	LINE ITEM RESOURCES	ACTUAL FY 17-18	ACTUAL FY 18-19	ADOPTED FY 19-20	PROPOSED FY 20-21
61000	Salaries Regular	86,507	38,196	38,230	68,260
61020	Salaries Part-Time	100	105	0	0
61040	Salaries Overtime	125	12	0	0
61100	Retirement-Employer Normal Cost	30,561	664	1,130	2,700
61101	Retirement - Employer Unfunded	0	5,429	10,090	0
61102	Retirement- Employer Unfunded- Miscellaneous	0	0	0	8,280
61110	Part-Time Retirement	2,405	2,129	0	0
61120	Medicare Insurance	2,395	1,330	550	960
61130	Health Insurance	23,374	9,904	8,010	14,890
61180	Worker Compensation Insurance	6,939	2,176	2,580	2,290
	SUBTOTAL SALARIES & BENEFITS	152,406	59,944	60,590	97,380
62010	Communications	703	523	500	500
62120	Training, Transportation, Meetings	403	378	600	600
62200	Advertising	0	122	1,500	1,500
62300	Contract Services-Professional	34	519	0	0
62302	Contracted Vendor Personnel Services	444	444	4,000	4,000
62402	User Fee	6,567	0	0	0
62500	Rent Payments	0	8,494	5,600	12,060
	SUBTOTAL CONTRACTUALS	8,150	10,479	12,200	18,660
63001	Miscellaneous Operating Expenses	644	470	1,300	1,200
63300	Gas & Diesel	25	5	0	50
	SUBTOTAL COMMODITIES	669	475	1,300	1,250
65010	Rental City Equipment	104	41	0	0
65012	Accident Repair & Replacement	4	2	0	0
65040	IT Maintenance Charge	368	0	9,520	9,520
65050	IT Department Specific	1,654	8,567	0	0
65100	Insurance Charges	4,238	2,151	2,530	2,490
65105	Benefits Overhead	0	0	0	110
65210	Delivery Charges	0	0	120	120
65400	Indirect Costs	6,800	3,483	4,300	7,250
	SUBTOTAL FIXED CHARGES	13,168	14,243	16,470	19,490
69135	Payment to Subagent	429,462	421,725	475,570	459,280
	SUBTOTAL MISCELLANEOUS	429,462	421,725	475,570	459,280
	TOTAL	603,855	506,867	566,130	596,060

WORKFORCE INVESTMENT ACT

COMMUNITY DEVELOPMENT		ACCOUNTING UNIT			
ONE STOP PROGRAM		12318751			
Account Code	LINE ITEM RESOURCES	ACTUAL FY 17-18	ACTUAL FY 18-19	ADOPTED FY 19-20	PROPOSED FY 20-21
61000	Salaries Regular	181,319	164,382	285,110	273,030
61020	Salaries Part-Time	10,440	35,509	37,180	37,500
61040	Salaries Overtime	309	161	0	0
61100	Retirement-Employer Normal Cost	46,912	2,824	8,430	10,810
61101	Retirement - Employer Unfunded	0	23,095	39,130	0
61102	Retirement- Employer Unfunded- Miscellaneous	0	0	0	62,040
61110	Part-Time Retirement	392	1,332	1,390	1,410
61120	Medicare Insurance	2,670	2,795	4,680	3,830
61130	Health Insurance	33,963	25,357	40,610	53,970
61180	Worker Compensation Insurance	3,142	8,325	10,710	19,270
	SUBTOTAL SALARIES & BENEFITS	279,147	263,779	427,240	461,860
62010	Communications	32,465	16,156	30,000	17,000
62120	Training, Transportation, Meetings	403	378	3,000	0
62140	Membership, Subscription & Dues	1,650	1,650	1,700	1,650
62200	Advertising	0	0	0	500
62300	Contract Services-Professional	25,806	14,769	61,000	50,200
62302	Contracted Vendor Personnel Services	9,953	12,314	10,000	4,000
62402	User Fee	87,448	0	0	0
62500	Rent Payments	28,337	293,565	330,800	425,740
	SUBTOTAL CONTRACTUALS	186,064	338,832	436,500	499,090
63001	Miscellaneous Operating Expenses	15,970	18,018	18,800	15,800
63300	Gas & Diesel	180	95	500	500
	SUBTOTAL COMMODITIES	16,150	18,113	19,300	16,300
65010	Rental City Equipment	2,785	961	8,700	8,670
65012	Accident Repair & Replacement	103	51	400	270
65040	IT Maintenance Charge	1,061	0	9,640	9,640
65050	IT Department Specific	4,770	8,567	0	0
65100	Insurance Charges	12,225	11,229	10,480	20,970
65105	Benefits Overhead	0	0	0	930
65210	Delivery Charges	0	0	500	500
65400	Indirect Costs	14,992	18,185	36,000	33,010
	SUBTOTAL FIXED CHARGES	35,936	38,993	65,720	73,990
69143	Transportation Pass for Partic	194	(184)	6,000	5,000
	SUBTOTAL MISCELLANEOUS	194	(184)	6,000	5,000
	TOTAL	517,490	659,533	954,760	1,056,240

WORKFORCE INVESTMENT ACT

COMMUNITY DEVELOPMENT		ACCOUNTING UNIT			
ONE STOP ADMIN		12318752			
Account Code	LINE ITEM RESOURCES	ACTUAL FY 17-18	ACTUAL FY 18-19	ADOPTED FY 19-20	PROPOSED FY 20-21
61000	Salaries Regular	70,983	88,378	37,840	37,670
61010	Salaries Cash Out/Separation	0	28	0	0
61020	Salaries Part-Time	125	75	0	0
61100	Retirement-Employer Normal Cost	19,120	2,665	1,780	2,500
61101	Retirement - Employer Unfunded	0	19,171	13,550	0
61102	Retirement- Employer Unfunded- Miscellaneous	0	0	0	31,320
61110	Part-Time Retirement	0	3	0	0
61120	Medicare Insurance	1,029	1,264	560	550
61130	Health Insurance	16,981	19,534	11,400	10,300
61180	Worker Compensation Insurance	1,217	3,682	4,790	2,260
	SUBTOTAL SALARIES & BENEFITS	109,455	134,799	69,920	84,600
62010	Communications	100	(1)	100	100
62300	Contract Services-Professional	1	6	0	0
62402	User Fee	115	0	0	0
62500	Rent Payments	0	120	800	0
	SUBTOTAL CONTRACTUALS	216	125	900	100
63001	Miscellaneous Operating Expenses	616	450	500	400
63300	Gas & Diesel	29	0	0	0
	SUBTOTAL COMMODITIES	645	450	500	400
65010	Rental City Equipment	263	0	0	0
65012	Accident Repair & Replacement	10	0	0	0
65040	IT Maintenance Charge	404	0	3,310	3,310
65050	IT Department Specific	1,816	0	0	0
65100	Insurance Charges	4,654	0	4,690	2,460
65105	Benefits Overhead	0	0	0	110
65210	Delivery Charges	0	0	220	220
65400	Indirect Costs	5,554	8,043	5,400	4,000
	SUBTOTAL FIXED CHARGES	12,700	8,043	13,620	10,100
	TOTAL	123,015	143,416	84,940	95,200

WORKFORCE INVESTMENT ACT

COMMUNITY DEVELOPMENT		ACCOUNTING UNIT			
ONE STOP ADULT		12318753			
Account Code	LINE ITEM RESOURCES	ACTUAL FY 17-18	ACTUAL FY 18-19	ADOPTED FY 19-20	PROPOSED FY 20-21
61000	Salaries Regular	116,300	206,843	115,020	115,610
61030	Salaries Participant	5,213	0	0	0
61040	Salaries Overtime	71	0	0	0
61100	Retirement-Employer Normal Cost	31,666	3,569	3,410	4,510
61101	Retirement - Employer Unfunded	0	29,188	38,220	0
61102	Retirement- Employer Unfunded- Miscellaneous	0	0	0	32,520
61110	Part-Time Retirement	196	0	0	0
61120	Medicare Insurance	1,723	2,986	1,670	1,610
61130	Health Insurance	26,843	37,578	18,680	13,590
61180	Worker Compensation Insurance	2,406	8,607	11,770	6,880
	SUBTOTAL SALARIES & BENEFITS	184,419	288,771	188,770	174,720
62500	Rent Payments	0	43,861	26,200	19,310
	SUBTOTAL CONTRACTUALS	0	43,861	26,200	19,310
63001	Miscellaneous Operating Expenses	396	549	400	0
63300	Gas & Diesel	5	145	0	0
	SUBTOTAL COMMODITIES	401	694	400	0
65010	Rental City Equipment	54	963	0	0
65012	Accident Repair & Replacement	2	47	0	0
65040	IT Maintenance Charge	735	0	10,840	10,840
65050	IT Department Specific	3,305	9,637	0	0
65100	Insurance Charges	8,471	11,610	11,530	7,480
65105	Benefits Overhead	0	0	0	330
65210	Delivery Charges	0	0	550	550
65400	Indirect Costs	9,089	18,802	12,800	12,290
	SUBTOTAL FIXED CHARGES	21,655	41,059	35,720	31,490
69138	Payment-Training Portion	135,903	28,818	116,000	193,820
69143	Transportation Pass for Partic	4,687	6,685	4,000	5,000
69144	Client Support Services	391	1,575	0	0
69145	Client Assessment	3,495	486	0	5,000
	SUBTOTAL MISCELLANEOUS	144,476	37,564	120,000	203,820
	TOTAL	350,951	411,949	371,090	429,340

WORKFORCE INVESTMENT ACT

COMMUNITY DEVELOPMENT		ACCOUNTING UNIT			
ONE STOP DISLOCATED WRKR		12318754			
Account Code	LINE ITEM RESOURCES	ACTUAL FY 17-18	ACTUAL FY 18-19	ADOPTED FY 19-20	PROPOSED FY 20-21
61000	Salaries Regular	86,101	82,478	44,240	21,720
61100	Retirement-Employer Normal Cost	23,715	1,452	1,310	830
61101	Retirement - Employer Unfunded	0	11,877	11,140	0
61102	Retirement- Employer Unfunded- Miscellaneous	0	0	0	24,480
61120	Medicare Insurance	1,246	1,159	640	300
61130	Health Insurance	19,468	19,338	9,730	4,470
61180	Worker Compensation Insurance	1,417	3,432	4,320	2,650
	SUBTOTAL SALARIES & BENEFITS	131,947	119,736	71,380	54,450
62500	Rent Payments	0	17,679	8,700	14,480
	SUBTOTAL CONTRACTUALS	0	17,679	8,700	14,480
63001	Miscellaneous Operating Expenses	291	245	100	0
63300	Gas & Diesel	0	45	0	0
	SUBTOTAL COMMODITIES	291	290	100	0
65010	Rental City Equipment	0	254	0	0
65012	Accident Repair & Replacement	0	13	0	0
65040	IT Maintenance Charge	539	0	7,230	7,230
65050	IT Department Specific	2,425	6,425	0	0
65100	Insurance Charges	6,215	4,629	4,230	2,880
65105	Benefits Overhead	0	0	0	130
65210	Delivery Charges	0	0	200	200
65400	Indirect Costs	6,722	7,497	4,900	2,310
	SUBTOTAL FIXED CHARGES	15,901	18,818	16,560	12,750
69138	Payment-Training Portion	279,060	104,639	70,700	112,640
69143	Transportation Pass for Partic	7,852	6,999	4,000	8,000
69144	Client Support Services	1,158	1,645	0	0
69145	Client Assessment	5,025	3,583	0	5,000
	SUBTOTAL MISCELLANEOUS	293,094	116,865	74,700	125,640
	TOTAL	441,233	273,388	171,440	207,320

WORKFORCE INVESTMENT ACT

COMMUNITY DEVELOPMENT		ACCOUNTING UNIT			
ONE STOP YOUTH (YSPN)		12318755			
Account Code	LINE ITEM RESOURCES	ACTUAL FY 17-18	ACTUAL FY 18-19	ADOPTED FY 19-20	PROPOSED FY 20-21
61000	Salaries Regular	187,422	152,917	47,950	41,370
61020	Salaries Part-Time	5,035	2,436	8,290	6,960
61100	Retirement-Employer Normal Cost	50,748	2,682	1,420	1,680
61101	Retirement - Employer Unfunded	0	21,935	31,230	0
61102	Retirement- Employer Unfunded- Miscellaneous	0	0	0	11,040
61110	Part-Time Retirement	189	91	310	260
61120	Medicare Insurance	2,741	2,209	820	590
61130	Health Insurance	26,554	22,969	10,770	9,010
61180	Worker Compensation Insurance	3,176	6,465	9,600	3,360
	SUBTOTAL SALARIES & BENEFITS	275,866	211,704	110,390	74,270
62010	Communications	1,324	1,537	1,200	1,200
62120	Training, Transportation, Meetings	1,579	0	1,200	1,500
62300	Contract Services-Professional	446	1,144	0	0
62402	User Fee	13,000	0	0	0
62500	Rent Payments	0	31,569	25,400	12,060
	SUBTOTAL CONTRACTUALS	16,349	34,251	27,800	14,760
63001	Miscellaneous Operating Expenses	961	739	1,900	1,500
63300	Gas & Diesel	79	95	0	100
	SUBTOTAL COMMODITIES	1,040	834	1,900	1,600
65010	Rental City Equipment	590	530	0	0
65012	Accident Repair & Replacement	22	27	0	0
65040	IT Maintenance Charge	1,032	0	12,590	12,590
65050	IT Department Specific	4,641	11,244	0	0
65100	Insurance Charges	11,896	8,720	9,400	3,660
65105	Benefits Overhead	0	0	0	160
65210	Delivery Charges	0	0	440	440
65400	Indirect Costs	15,031	14,121	6,300	5,140
	SUBTOTAL FIXED CHARGES	33,212	34,642	28,730	21,990
	TOTAL	326,466	281,430	168,820	112,620

WORKFORCE INVESTMENT ACT

COMMUNITY DEVELOPMENT		ACCOUNTING UNIT			
ONE STOP RAPID RESPONSE		12318756			
Account Code	LINE ITEM RESOURCES	ACTUAL FY 17-18	ACTUAL FY 18-19	ADOPTED FY 19-20	PROPOSED FY 20-21
61000	Salaries Regular	210,288	226,237	457,560	140,510
61020	Salaries Part-Time	24	50	0	0
61040	Salaries Overtime	34	411	0	0
61100	Retirement-Employer Normal Cost	56,201	3,961	13,550	5,590
61101	Retirement - Employer Unfunded	0	32,398	44,070	0
61102	Retirement- Employer Unfunded- Miscellaneous	0	0	0	37,920
61110	Part-Time Retirement	1	2	0	0
61120	Medicare Insurance	3,016	3,257	6,590	1,990
61130	Health Insurance	38,058	40,178	82,380	30,990
61180	Worker Compensation Insurance	3,433	9,433	13,150	27,360
	SUBTOTAL SALARIES & BENEFITS	311,055	315,926	617,300	244,360
62010	Communications	1,901	1,067	2,000	1,500
62120	Training, Transportation, Meetings	1,193	20	0	500
62140	Membership, Subscription & Dues	0	69	0	0
62300	Contract Services-Professional	40	96,999	0	0
62302	Contracted Vendor Personnel Services	405	0	2,000	0
62402	User Fee	7,817	0	0	0
62500	Rent Payments	0	46,250	77,000	2,860
	SUBTOTAL CONTRACTUALS	11,356	144,405	81,000	4,860
63001	Miscellaneous Operating Expenses	4,141	4,544	5,700	2,490
63300	Gas & Diesel	149	286	0	150
	SUBTOTAL COMMODITIES	4,291	4,831	5,700	2,640
65010	Rental City Equipment	1,080	1,962	0	0
65012	Accident Repair & Replacement	42	102	0	0
65040	IT Maintenance Charge	1,210	0	25,900	25,900
65050	IT Department Specific	5,442	23,023	0	0
65100	Insurance Charges	13,948	12,725	12,870	29,770
65105	Benefits Overhead	0	0	0	1,320
65210	Delivery Charges	0	0	610	610
65400	Indirect Costs	16,428	20,607	47,300	14,940
	SUBTOTAL FIXED CHARGES	38,149	58,418	86,680	72,540
	TOTAL	364,851	523,581	790,680	324,400

WORKFORCE INVESTMENT ACT

COMMUNITY DEVELOPMENT		ACCOUNTING UNIT			
WDB PROGRAM		12318757			
Account Code	LINE ITEM RESOURCES	ACTUAL FY 17-18	ACTUAL FY 18-19	ADOPTED FY 19-20	PROPOSED FY 20-21
61000	Salaries Regular	26,828	48,529	110,520	57,630
61020	Salaries Part-Time	2,012	2,858	0	0
61100	Retirement-Employer Normal Cost	6,982	848	3,260	2,280
61101	Retirement - Employer Unfunded	0	6,934	7,880	0
61102	Retirement- Employer Unfunded- Miscellaneous	0	0	0	13,680
61110	Part-Time Retirement	75	107	0	0
61120	Medicare Insurance	406	720	1,570	810
61130	Health Insurance	4,791	10,504	25,260	11,210
61180	Worker Compensation Insurance	476	2,138	2,930	6,610
	SUBTOTAL SALARIES & BENEFITS	41,571	72,639	151,420	92,220
62010	Communications	38	(1)	100	100
62300	Contract Services-Professional	11	149	0	0
62302	Contracted Vendor Personnel Services	135	0	0	0
62402	User Fee	1,935	0	0	0
62500	Rent Payments	0	10,550	11,100	19,310
	SUBTOTAL CONTRACTUALS	2,119	10,698	11,200	19,410
63001	Miscellaneous Operating Expenses	212	266	500	300
63300	Gas & Diesel	87	20	0	100
	SUBTOTAL COMMODITIES	299	286	500	400
65010	Rental City Equipment	993	211	0	0
65012	Accident Repair & Replacement	39	11	0	0
65040	IT Maintenance Charge	153	0	3,920	3,920
65050	IT Department Specific	687	3,748	0	0
65100	Insurance Charges	1,761	2,884	2,870	7,190
65105	Benefits Overhead	0	0	0	320
65210	Delivery Charges	0	0	140	140
65400	Indirect Costs	2,252	4,671	8,500	6,130
	SUBTOTAL FIXED CHARGES	5,885	11,526	15,430	17,700
	TOTAL	49,874	95,150	178,550	129,730

**ORANGE COUNTY SSA GRANTS
DEPARTMENT RESOURCE SUMMARY**

COMMUNITY DEVELOPMENT

ACTIVITIES		ACTUAL FY 17-18	ACTUAL FY 18-19	ADOPTED FY 19-20	PROPOSED FY 20-21
REVENUES					
52001	Federal Grant-Indirect	718,025	742,480	800,000	838,970
59011	Reserve Appropriation	0	0	0	838,960
	TOTAL REVENUES	718,025	742,480	800,000	1,677,930
EXPENDITURES					
12418737	SSA VT WEX	502,167	535,110	811,100	1,677,930
12418743	GOODWILL WIOA VEAP	0	0	0	240
12418750	OC WIOA	212,302	137,050	0	6,240
12418751	RSCCD Grant	51,415	0	0	6,000
	TOTAL EXPENDITURES	765,884	672,160	811,100	1,690,410
OPERATING EXPENSES		ACTUAL FY 17-18	ACTUAL FY 18-19	ADOPTED FY 19-20	PROPOSED FY 20-21
61000	SALARIES & BENEFITS	603,407	483,574	510,820	528,540
62000	CONTRACTUALS	24,357	31,837	33,900	19,530
63000	COMMODITIES	1,983	1,584	1,500	850
65000	FIXED CHARGES	51,998	44,215	56,340	48,850
69000	MISCELLANEOUS	84,139	110,950	208,540	1,092,640
	TOTAL	765,884	672,160	811,100	1,690,410

ORANGE COUNTY SSA GRANTS

COMMUNITY DEVELOPMENT		ACCOUNTING UNIT			
GOODWILL WIOA VEAP		12418743			
Account Code	LINE ITEM RESOURCES	ACTUAL FY 17-18	ACTUAL FY 18-19	ADOPTED FY 19-20	PROPOSED FY 20-21
61102	Retirement- Employer Unfunded- Miscellaneous	0	0	0	240
	SUBTOTAL SALARIES & BENEFITS	0	0	0	240
	TOTAL	0	0	0	240

ORANGE COUNTY SSA GRANTS

COMMUNITY DEVELOPMENT		ACCOUNTING UNIT			
OC GRANT REVENUE		12418002			
Account Code	LINE ITEM RESOURCES	ACTUAL FY 17-18	ACTUAL FY 18-19	ADOPTED FY 19-20	PROPOSED FY 20-21
52001	Federal Grant-Indirect	718,025	742,480	800,000	838,970
59011	Reserve Appropriation	0	0	0	838,960
	SUBTOTAL REVENUES	718,025	742,480	800,000	1,677,930
	TOTAL	718,025	742,480	800,000	1,677,930

ORANGE COUNTY SSA GRANTS

COMMUNITY DEVELOPMENT		ACCOUNTING UNIT			
SSA VT WEX		12418737			
Account Code	LINE ITEM RESOURCES	ACTUAL FY 17-18	ACTUAL FY 18-19	ADOPTED FY 19-20	PROPOSED FY 20-21
61000	Salaries Regular	169,899	169,709	178,030	176,330
61020	Salaries Part-Time	0	0	0	990
61030	Salaries Participant	91,325	103,292	216,600	240,880
61040	Salaries Overtime	209	70	0	0
61100	Retirement-Employer Normal Cost	45,941	2,981	5,400	6,960
61101	Retirement - Employer Unfunded	0	24,377	30,950	0
61102	Retirement- Employer Unfunded- Miscellaneous	0	0	0	34,320
61110	Part-Time Retirement	3,425	3,874	8,100	5,890
61120	Medicare Insurance	3,687	3,870	5,780	2,470
61130	Health Insurance	43,329	44,757	46,010	37,570
61180	Worker Compensation Insurance	17,393	23,244	19,950	10,650
	SUBTOTAL SALARIES & BENEFITS	375,208	376,171	510,820	516,060
62010	Communications	1,200	1,095	1,200	1,100
62300	Contract Services-Professional	106	5	0	0
62402	User Fee	9,455	0	0	0
62500	Rent Payments	0	13,300	32,700	18,430
	SUBTOTAL CONTRACTUALS	10,761	14,400	33,900	19,530
63001	Miscellaneous Operating Expenses	911	1,131	1,300	700
63300	Gas & Diesel	100	99	200	150
	SUBTOTAL COMMODITIES	1,011	1,230	1,500	850
65010	Rental City Equipment	750	685	1,100	750
65012	Accident Repair & Replacement	29	35	100	50
65040	IT Maintenance Charge	1,000	0	16,260	16,260
65050	IT Department Specific	4,500	5,235	0	0
65100	Insurance Charges	11,500	10,977	18,130	11,580
65105	Benefits Overhead	0	0	0	510
65210	Delivery Charges	0	0	850	850
65400	Indirect Costs	13,269	15,427	19,900	18,850
	SUBTOTAL FIXED CHARGES	31,048	32,358	56,340	48,850
69011	Reserve Appropriation	0	0	0	838,960
69138	Payment-Training Portion	84,139	110,950	208,540	253,680
	SUBTOTAL MISCELLANEOUS	84,139	110,950	208,540	1,092,640
	TOTAL	502,167	535,110	811,100	1,677,930

ORANGE COUNTY SSA GRANTS

COMMUNITY DEVELOPMENT		ACCOUNTING UNIT			
OC WIOA		12418750			
Account Code	LINE ITEM RESOURCES	ACTUAL FY 17-18	ACTUAL FY 18-19	ADOPTED FY 19-20	PROPOSED FY 20-21
61000	Salaries Regular	119,472	77,590	0	0
61010	Salaries Cash Out/Separation	0	126	0	0
61040	Salaries Overtime	2,076	0	0	0
61100	Retirement-Employer Normal Cost	30,941	1,331	0	0
61101	Retirement - Employer Unfunded	0	10,884	0	0
61102	Retirement- Employer Unfunded- Miscellaneous	0	0	0	6,240
61120	Medicare Insurance	1,723	1,094	0	0
61130	Health Insurance	22,854	13,144	0	0
61180	Worker Compensation Insurance	2,162	3,234	0	0
	SUBTOTAL SALARIES & BENEFITS	179,227	107,403	0	6,240
62010	Communications	657	(2)	0	0
62120	Training, Transportation, Meetings	7,926	5,213	0	0
62300	Contract Services-Professional	519	0	0	0
62402	User Fee	4,494	0	0	0
62500	Rent Payments	0	11,597	0	0
62600	Parking Validation	0	629	0	0
	SUBTOTAL CONTRACTUALS	13,596	17,437	0	0
63001	Miscellaneous Operating Expenses	951	336	0	0
63300	Gas & Diesel	21	18	0	0
	SUBTOTAL COMMODITIES	972	354	0	0
65010	Rental City Equipment	242	408	0	0
65012	Accident Repair & Replacement	9	22	0	0
65040	IT Maintenance Charge	515	0	0	0
65050	IT Department Specific	2,315	0	0	0
65100	Insurance Charges	5,934	4,362	0	0
65400	Indirect Costs	9,493	7,064	0	0
	SUBTOTAL FIXED CHARGES	18,507	11,857	0	0
	TOTAL	212,302	137,050	0	6,240

ORANGE COUNTY SSA GRANTS

COMMUNITY DEVELOPMENT		ACCOUNTING UNIT			
RSCCD Grant		12418751			
Account Code	LINE ITEM RESOURCES	ACTUAL FY 17-18	ACTUAL FY 18-19	ADOPTED FY 19-20	PROPOSED FY 20-21
61000	Salaries Regular	30,603	0	0	0
61040	Salaries Overtime	668	0	0	0
61100	Retirement-Employer Normal Cost	7,421	0	0	0
61102	Retirement- Employer Unfunded- Miscellaneous	0	0	0	6,000
61120	Medicare Insurance	465	0	0	0
61130	Health Insurance	9,209	0	0	0
61180	Worker Compensation Insurance	607	0	0	0
	SUBTOTAL SALARIES & BENEFITS	48,973	0	0	6,000
65400	Indirect Costs	2,442	0	0	0
	SUBTOTAL FIXED CHARGES	2,442	0	0	0
	TOTAL	51,415	0	0	6,000

**OES UASI
DEPARTMENT RESOURCE SUMMARY**

POLICE DEPARTMENT

ACTIVITIES	ACTUAL FY 17-18	ACTUAL FY 18-19	ADOPTED FY 19-20	PROPOSED FY 20-21
REVENUES				
52001 Federal Grant-Indirect	3,738,515	1,269,759	1,819,030	3,890,790
59011 Reserve Appropriation	0	0	0	1,478,640
TOTAL REVENUES	3,738,515	1,269,759	1,819,030	5,369,430
EXPENDITURES				
12514407 UASI CAL OES SANTA ANA	1,459,277	802,273	1,503,500	4,840,000
12514491 UASI CAL OES ANAHEIM	640,681	895,739	1,819,040	575,290
TOTAL EXPENDITURES	2,099,958	1,698,013	3,322,540	5,415,290
OPERATING EXPENSES	ACTUAL FY 17-18	ACTUAL FY 18-19	ADOPTED FY 19-20	PROPOSED FY 20-21
61000 SALARIES & BENEFITS	306,937	308,794	459,700	522,140
62000 CONTRACTUALS	927,232	1,357,882	1,437,710	1,570,150
63000 COMMODITIES	140	34	6,500	2,500
65000 FIXED CHARGES	0	0	0	20,320
66000 CAPITAL	184,641	31,302	0	346,400
69000 MISCELLANEOUS	681,007	0	1,418,630	2,953,780
TOTAL	2,099,958	1,698,013	3,322,540	5,415,290

OES UASI

POLICE DEPARTMENT		ACCOUNTING UNIT			
UASI		12514002			
Account Code	LINE ITEM RESOURCES	ACTUAL FY 17-18	ACTUAL FY 18-19	ADOPTED FY 19-20	PROPOSED FY 20-21
52001	Federal Grant-Indirect	3,738,515	1,269,759	1,819,030	3,890,790
59011	Reserve Appropriation	0	0	0	1,478,640
	SUBTOTAL REVENUES	3,738,515	1,269,759	1,819,030	5,369,430
	TOTAL	3,738,515	1,269,759	1,819,030	5,369,430

OES UASI

POLICE DEPARTMENT		ACCOUNTING UNIT			
UASI CAL OES SANTA ANA		12514407			
Account Code	LINE ITEM RESOURCES	ACTUAL FY 17-18	ACTUAL FY 18-19	ADOPTED FY 19-20	PROPOSED FY 20-21
61000	Salaries Regular	146,369	96,531	0	333,260
61040	Salaries Overtime	1,284	1,172	35,000	53,740
61100	Retirement-Employer Normal Cost	17,948	11,138	0	38,310
61120	Medicare Insurance	2,594	1,700	0	4,800
61130	Health Insurance	20,523	11,569	0	37,920
61170	Retiree Health Benefits	812	0	0	6,070
61180	Worker Compensation Insurance	13,394	(12,030)	0	0
	SUBTOTAL SALARIES & BENEFITS	202,924	110,081	35,000	474,100
62010	Communications	1,167	128	2,500	420
62120	Training, Transportation, Meetings	0	4,186	5,000	1,000
62300	Contract Services-Professional	428,147	687,795	567,800	1,061,800
62600	Parking Validation	0	83	0	0
	SUBTOTAL CONTRACTUALS	429,313	692,193	575,300	1,063,220
63001	Miscellaneous Operating Expenses	31	0	4,000	2,500
	SUBTOTAL COMMODITIES	31	0	4,000	2,500
66400	Machinery & Equipment	146,001	0	0	346,400
	SUBTOTAL CAPITAL	146,001	0	0	346,400
69011	Reserve Appropriation	0	0	0	1,478,640
69140	Payments to Districts	681,007	0	889,200	1,475,140
	SUBTOTAL MISCELLANEOUS	681,007	0	889,200	2,953,780
	TOTAL	1,459,277	802,273	1,503,500	4,840,000

OES UASI

POLICE DEPARTMENT		ACCOUNTING UNIT			
UASI CAL OES ANAHEIM		12514491			
Account Code	LINE ITEM RESOURCES	ACTUAL FY 17-18	ACTUAL FY 18-19	ADOPTED FY 19-20	PROPOSED FY 20-21
61000	Salaries Regular	62,877	121,294	318,040	0
61040	Salaries Overtime	20,639	38,495	22,500	22,500
61100	Retirement-Employer Normal Cost	4,431	11,760	32,730	0
61120	Medicare Insurance	1,052	2,177	4,200	0
61130	Health Insurance	9,340	16,331	41,440	0
61170	Retiree Health Benefits	0	1,044	5,790	0
61180	Worker Compensation Insurance	5,674	7,612	0	25,540
	SUBTOTAL SALARIES & BENEFITS	104,013	198,713	424,700	48,040
62010	Communications	2,213	1,595	430	430
62120	Training, Transportation, Meetings	1,732	796	1,080	0
62300	Contract Services-Professional	493,908	663,037	860,900	506,500
62600	Parking Validation	67	261	0	0
	SUBTOTAL CONTRACTUALS	497,919	665,690	862,410	506,930
63001	Miscellaneous Operating Expenses	109	34	2,500	0
	SUBTOTAL COMMODITIES	109	34	2,500	0
65100	Insurance Charges	0	0	0	19,400
65105	Benefits Overhead	0	0	0	920
	SUBTOTAL FIXED CHARGES	0	0	0	20,320
66400	Machinery & Equipment	38,639	31,302	0	0
	SUBTOTAL CAPITAL	38,639	31,302	0	0
69011	Reserve Appropriation	0	0	529,430	0
	SUBTOTAL MISCELLANEOUS	0	0	529,430	0
	TOTAL	640,681	895,739	1,819,040	575,290

WEED & SEED GRANT

POLICE DEPARTMENT		ACCOUNTING UNIT			
W&S SITE II -S P I T I T PGM		12614400			
Account Code	LINE ITEM RESOURCES	ACTUAL FY 17-18	ACTUAL FY 18-19	ADOPTED FY 19-20	PROPOSED FY 20-21
63001	Miscellaneous Operating Expenses	0	6,930	0	0
	SUBTOTAL COMMODITIES	0	6,930	0	0
	TOTAL	0	6,930	0	0

**D.O.J. GRANT FUND
DEPARTMENT RESOURCE SUMMARY**

POLICE DEPARTMENT

ACTIVITIES	ACTUAL FY 17-18	ACTUAL FY 18-19	ADOPTED FY 19-20	PROPOSED FY 20-21
REVENUES				
52001 Federal Grant-Indirect	905,302	377,766	82,600	31,730
58000 Earning On Investments	346	1,191	0	0
59011 Reserve Appropriation	0	0	0	34,770
TOTAL REVENUES	905,648	378,957	82,600	66,500
EXPENDITURES				
12714406 OVW-Impr Criminal Justice Resp	43,232	109,295	0	0
12714407 ARRA PROG 2009 COPS HIRING	(84)	0	0	0
12714409 2015 COPS HIRING PROGRAM GRANT	832,818	382,090	0	0
12714410 BODY WORN CAMERA GRANT	0	0	63,400	66,500
12714411 BULLETPROOF VEST GRANT	0	0	19,200	0
TOTAL EXPENDITURES	875,966	491,385	82,600	66,500
OPERATING EXPENSES	ACTUAL FY 17-18	ACTUAL FY 18-19	ADOPTED FY 19-20	PROPOSED FY 20-21
61000 SALARIES & BENEFITS	875,966	491,377	0	0
62000 CONTRACTUALS	0	8	31,700	31,730
63000 COMMODITIES	0	0	19,200	0
69000 MISCELLANEOUS	0	0	31,700	34,770
TOTAL	875,966	491,385	82,600	66,500

D.O.J. GRANT FUND

POLICE DEPARTMENT		ACCOUNTING UNIT			
DOJ Grants		12714002			
Account Code	LINE ITEM RESOURCES	ACTUAL FY 17-18	ACTUAL FY 18-19	ADOPTED FY 19-20	PROPOSED FY 20-21
52001	Federal Grant-Indirect	905,302	377,766	82,600	31,730
58000	Earning On Investments	346	1,191	0	0
59011	Reserve Appropriation	0	0	0	34,770
	SUBTOTAL REVENUES	905,648	378,957	82,600	66,500
	TOTAL	905,648	378,957	82,600	66,500

D.O.J. GRANT FUND

POLICE DEPARTMENT		ACCOUNTING UNIT			
OVW-Impr Criminal Justice Resp		12714406			
Account Code	LINE ITEM RESOURCES	ACTUAL FY 17-18	ACTUAL FY 18-19	ADOPTED FY 19-20	PROPOSED FY 20-21
61040	Salaries Overtime	43,232	109,287	0	0
	SUBTOTAL SALARIES & BENEFITS	43,232	109,287	0	0
62300	Contract Services-Professional	0	8	0	0
	SUBTOTAL CONTRACTUALS	0	8	0	0
	TOTAL	43,232	109,295	0	0

D.O.J. GRANT FUND

POLICE DEPARTMENT		ACCOUNTING UNIT			
ARRA PROG 2009 COPS HIRING		12714407			
Account Code	LINE ITEM RESOURCES	ACTUAL FY 17-18	ACTUAL FY 18-19	ADOPTED FY 19-20	PROPOSED FY 20-21
61000	Salaries Regular	(84)	0	0	0
	SUBTOTAL SALARIES & BENEFITS	(84)	0	0	0
	TOTAL	(84)	0	0	0

D.O.J. GRANT FUND

POLICE DEPARTMENT		ACCOUNTING UNIT			
2015 COPS HIRING PROGRAM GRANT		12714409			
Account Code	LINE ITEM RESOURCES	ACTUAL FY 17-18	ACTUAL FY 18-19	ADOPTED FY 19-20	PROPOSED FY 20-21
61000	Salaries Regular	550,103	250,687	0	0
61100	Retirement-Employer Normal Cost	126,251	50,311	0	0
61120	Medicare Insurance	7,947	3,647	0	0
61130	Health Insurance	108,410	60,918	0	0
61180	Worker Compensation Insurance	40,108	16,526	0	0
	SUBTOTAL SALARIES & BENEFITS	832,818	382,090	0	0
	TOTAL	832,818	382,090	0	0

D.O.J. GRANT FUND

POLICE DEPARTMENT		ACCOUNTING UNIT			
BODY WORN CAMERA GRANT		12714410			
Account Code	LINE ITEM RESOURCES	ACTUAL FY 17-18	ACTUAL FY 18-19	ADOPTED FY 19-20	PROPOSED FY 20-21
62300	Contract Services-Professional	0	0	31,700	31,730
	SUBTOTAL CONTRACTUALS	0	0	31,700	31,730
69011	Reserve Appropriation	0	0	31,700	34,770
	SUBTOTAL MISCELLANEOUS	0	0	31,700	34,770
	TOTAL	0	0	63,400	66,500

D.O.J. GRANT FUND

POLICE DEPARTMENT		ACCOUNTING UNIT			
BULLETPROOF VEST GRANT		12714411			
Account Code	LINE ITEM RESOURCES	ACTUAL FY 17-18	ACTUAL FY 18-19	ADOPTED FY 19-20	PROPOSED FY 20-21
63001	Miscellaneous Operating Expenses	0	0	19,200	0
	SUBTOTAL COMMODITIES	0	0	19,200	0
	TOTAL	0	0	19,200	0

**LAW ENFORCEMENT GRANTS
DEPARTMENT RESOURCE SUMMARY**

POLICE DEPARTMENT

ACTIVITIES		ACTUAL FY 17-18	ACTUAL FY 18-19	ADOPTED FY 19-20	PROPOSED FY 20-21
REVENUES					
52001	Federal Grant-Indirect	33,579	46,810	0	25,000
52025	State Grants-Direct	63,702	35,592	0	0
52026	State Grants-Indirect SLESF	730,424	777,818	0	824,990
58000	Earning On Investments	22,436	24,178	0	0
	TOTAL REVENUES	850,141	884,398	0	849,990
EXPENDITURES					
12814407	SUPPLEMENTAL LAW ENFORCEMENT SERVICES ACCOUNT (SLESA)	1,153,154	1,465,264	1,206,400	824,990
12814409	BYRNE JUSTICE ASSISTANCE (JAG)	34,251	0	0	25,000
12814413	BSCC Police Grants	151,580	59,319	0	0
12814414	EMPG Grant	46,809	197,648	0	0
12814415	ABC Grant	67,047	31,666	0	0
	TOTAL EXPENDITURES	1,452,841	1,753,897	1,206,400	849,990
OPERATING EXPENSES		ACTUAL FY 17-18	ACTUAL FY 18-19	ADOPTED FY 19-20	PROPOSED FY 20-21
61000	SALARIES & BENEFITS	1,367,156	1,544,736	1,121,800	733,750
62000	CONTRACTUALS	0	84,510	84,600	116,240
63000	COMMODITIES	57,724	124,651	0	0
66000	CAPITAL	27,961	0	0	0
	TOTAL	1,452,841	1,753,897	1,206,400	849,990

LAW ENFORCEMENT GRANTS

POLICE DEPARTMENT		ACCOUNTING UNIT			
LAW ENFORCEMENT GRANTS REVENUE		12814002			
Account Code	LINE ITEM RESOURCES	ACTUAL FY 17-18	ACTUAL FY 18-19	ADOPTED FY 19-20	PROPOSED FY 20-21
52001	Federal Grant-Indirect	33,579	46,810	0	25,000
52025	State Grants-Direct	63,702	35,592	0	0
52026	State Grants-Indirect SLESF	730,424	777,818	0	824,990
58000	Earning On Investments	22,436	24,178	0	0
	SUBTOTAL REVENUES	850,141	884,398	0	849,990
	TOTAL	850,141	884,398	0	849,990

LAW ENFORCEMENT GRANTS

POLICE DEPARTMENT		ACCOUNTING UNIT			
SUPPLEMENTAL LAW ENFORCEMENT SERVICES ACCOUNT (SLESA)		12814407			
Account Code	LINE ITEM RESOURCES	ACTUAL FY 17-18	ACTUAL FY 18-19	ADOPTED FY 19-20	PROPOSED FY 20-21
61040	Salaries Overtime	1,153,154	1,380,754	1,121,800	708,750
	SUBTOTAL SALARIES & BENEFITS	1,153,154	1,380,754	1,121,800	708,750
62300	Contract Services-Professional	0	84,510	84,600	116,240
	SUBTOTAL CONTRACTUALS	0	84,510	84,600	116,240
	TOTAL	1,153,154	1,465,264	1,206,400	824,990

LAW ENFORCEMENT GRANTS

POLICE DEPARTMENT		ACCOUNTING UNIT			
BYRNE JUSTICE ASSISTANCE (JAG)		12814409			
Account Code	LINE ITEM RESOURCES	ACTUAL FY 17-18	ACTUAL FY 18-19	ADOPTED FY 19-20	PROPOSED FY 20-21
61000	Salaries Regular	458	0	0	0
61040	Salaries Overtime	33,624	0	0	25,000
61100	Retirement-Employer Normal Cost	58	0	0	0
61120	Medicare Insurance	9	0	0	0
61130	Health Insurance	67	0	0	0
61180	Worker Compensation Insurance	35	0	0	0
	SUBTOTAL SALARIES & BENEFITS	34,251	0	0	25,000
	TOTAL	34,251	0	0	25,000

LAW ENFORCEMENT GRANTS

POLICE DEPARTMENT		ACCOUNTING UNIT			
BSCC Police Grants		12814413			
Account Code	LINE ITEM RESOURCES	ACTUAL FY 17-18	ACTUAL FY 18-19	ADOPTED FY 19-20	PROPOSED FY 20-21
61020	Salaries Part-Time	0	(54)	0	0
61040	Salaries Overtime	115,160	(22,798)	0	0
	SUBTOTAL SALARIES & BENEFITS	115,160	(22,852)	0	0
63001	Miscellaneous Operating Expenses	8,459	82,171	0	0
	SUBTOTAL COMMODITIES	8,459	82,171	0	0
66400	Machinery & Equipment	27,961	0	0	0
	SUBTOTAL CAPITAL	27,961	0	0	0
	TOTAL	151,580	59,319	0	0

LAW ENFORCEMENT GRANTS

POLICE DEPARTMENT		ACCOUNTING UNIT			
EMPG Grant		12814414			
Account Code	LINE ITEM RESOURCES	ACTUAL FY 17-18	ACTUAL FY 18-19	ADOPTED FY 19-20	PROPOSED FY 20-21
61000	Salaries Regular	0	155,345	0	0
	SUBTOTAL SALARIES & BENEFITS	0	155,345	0	0
63001	Miscellaneous Operating Expenses	46,809	42,303	0	0
	SUBTOTAL COMMODITIES	46,809	42,303	0	0
	TOTAL	46,809	197,648	0	0

LAW ENFORCEMENT GRANTS

POLICE DEPARTMENT		ACCOUNTING UNIT			
ABC Grant		12814415			
Account Code	LINE ITEM RESOURCES	ACTUAL FY 17-18	ACTUAL FY 18-19	ADOPTED FY 19-20	PROPOSED FY 20-21
61040	Salaries Overtime	64,590	31,489	0	0
	SUBTOTAL SALARIES & BENEFITS	64,590	31,489	0	0
63001	Miscellaneous Operating Expenses	2,457	177	0	0
	SUBTOTAL COMMODITIES	2,457	177	0	0
	TOTAL	67,047	31,666	0	0

**HOME PROGRAM FEDERAL GRANT
DEPARTMENT RESOURCE SUMMARY**

COMMUNITY DEVELOPMENT

ACTIVITIES		ACTUAL FY 17-18	ACTUAL FY 18-19	ADOPTED FY 19-20	PROPOSED FY 20-21
REVENUES					
52000	Federal Grant-Direct	2,415,946	1,064,060	1,704,260	1,818,700
56900	Principal Repayment	189,832	161,660	200,000	160,000
56901	Interest Repayments	195,254	52,168	225,000	115,000
57990	Miscellaneous Income	0	519	0	0
58000	Earning On Investments	838	3,610	1,000	3,500
	TOTAL REVENUES	2,801,870	1,282,017	2,130,260	2,097,200
EXPENDITURES					
13018780	FEDERAL GRANT - HOME PROGRAM	2,659,648	1,102,518	2,136,100	5,598,720
	TOTAL EXPENDITURES	2,659,648	1,102,518	2,136,100	5,598,720
OPERATING EXPENSES		ACTUAL FY 17-18	ACTUAL FY 18-19	ADOPTED FY 19-20	PROPOSED FY 20-21
61000	SALARIES & BENEFITS	199,091	164,618	201,130	316,730
62000	CONTRACTUALS	27,818	26,115	62,000	71,030
63000	COMMODITIES	3,366	1,242	3,200	4,360
65000	FIXED CHARGES	34,391	32,678	36,330	45,400
69000	MISCELLANEOUS	2,394,982	877,866	1,833,440	5,161,200
	TOTAL	2,659,648	1,102,518	2,136,100	5,598,720

HOME PROGRAM FEDERAL GRANT

COMMUNITY DEVELOPMENT		ACCOUNTING UNIT			
FEDERAL GRANT - HOME PROGRAM		13018002			
Account Code	LINE ITEM RESOURCES	ACTUAL FY 17-18	ACTUAL FY 18-19	ADOPTED FY 19-20	PROPOSED FY 20-21
52000	Federal Grant-Direct	2,415,946	1,064,060	1,704,260	1,818,700
56900	Principal Repayment	189,832	161,660	200,000	160,000
56901	Interest Repayments	195,254	52,168	225,000	115,000
57990	Miscellaneous Income	0	519	0	0
58000	Earning On Investments	838	3,610	1,000	3,500
	SUBTOTAL REVENUES	2,801,870	1,282,017	2,130,260	2,097,200
	TOTAL	2,801,870	1,282,017	2,130,260	2,097,200

HOME PROGRAM FEDERAL GRANT

COMMUNITY DEVELOPMENT		ACCOUNTING UNIT			
FEDERAL GRANT - HOME PROGRAM		13018780			
Account Code	LINE ITEM RESOURCES	ACTUAL FY 17-18	ACTUAL FY 18-19	ADOPTED FY 19-20	PROPOSED FY 20-21
61000	Salaries Regular	136,093	107,713	121,150	196,320
61010	Salaries Cash Out/Separation	0	847	0	0
61040	Salaries Overtime	1,479	4,416	2,500	2,500
61100	Retirement-Employer Normal Cost	39,644	3,640	10,570	13,370
61101	Retirement - Employer Unfunded	0	29,768	34,150	0
61102	Retirement- Employer Unfunded- Miscellaneous	0	0	0	66,720
61120	Medicare Insurance	1,936	1,567	1,760	2,780
61130	Health Insurance	17,377	11,967	24,380	27,490
61170	Retiree Health Benefits	0	0	0	300
61180	Worker Compensation Insurance	2,563	4,701	6,620	7,250
	SUBTOTAL SALARIES & BENEFITS	199,091	164,618	201,130	316,730
62010	Communications	1,639	1,076	1,700	1,600
62012	Cellular Phone Charges	0	0	0	100
62120	Training, Transportation, Meetings	1,384	2,871	1,400	5,000
62130	Tuition Reimbursement	128	0	0	0
62140	Membership, Subscription & Dues	450	443	300	480
62200	Advertising	17	835	400	1,000
62300	Contract Services-Professional	12,103	15,818	50,300	54,450
62302	Contracted Vendor Personnel Services	12,097	3,831	6,900	7,200
62400	Auditor Fee	0	1,073	1,000	1,000
62600	Parking Validation	0	88	0	100
62700	Auto Expense	0	80	0	100
	SUBTOTAL CONTRACTUALS	27,818	26,115	62,000	71,030
63001	Miscellaneous Operating Expenses	3,118	913	2,900	3,960
63300	Gas & Diesel	248	328	300	400
	SUBTOTAL COMMODITIES	3,366	1,242	3,200	4,360
65000	Building Rental	8,710	6,849	7,600	7,600
65010	Rental City Equipment	1,621	1,635	0	0
65012	Accident Repair & Replacement	62	87	0	0
65040	IT Maintenance Charge	778	0	8,130	8,130
65050	IT Department Specific	3,501	7,496	0	0
65100	Insurance Charges	8,974	6,341	6,490	7,880
65105	Benefits Overhead	0	0	0	350
65210	Delivery Charges	0	0	310	310
65400	Indirect Costs	10,744	10,270	13,800	21,130
	SUBTOTAL FIXED CHARGES	34,391	32,678	36,330	45,400
69011	Reserve Appropriation	0	0	1,783,440	0
69151	Resident Rehabilitation Loan	35,235	24,000	50,000	150,000
69152	Loans & Grants	2,359,747	853,866	0	5,011,200
	SUBTOTAL MISCELLANEOUS	2,394,982	877,866	1,833,440	5,161,200
	TOTAL	2,659,648	1,102,518	2,136,100	5,598,720

**UDAG REPAYMENT FUND
DEPARTMENT RESOURCE SUMMARY**

COMMUNITY DEVELOPMENT

ACTIVITIES	ACTUAL FY 17-18	ACTUAL FY 18-19	ADOPTED FY 19-20	PROPOSED FY 20-21
REVENUES				
58000 Earning On Investments	294	387	0	0
TOTAL REVENUES	294	387	0	0
EXPENDITURES				
13418740 COMMUNITY DEVELOPMENT ADMINIST	0	0	22,900	0
TOTAL EXPENDITURES	0	0	22,900	0
OPERATING EXPENSES	ACTUAL FY 17-18	ACTUAL FY 18-19	ADOPTED FY 19-20	PROPOSED FY 20-21
68000 TRANSFERS	0	0	22,900	0
TOTAL	0	0	22,900	0

UDAG REPAYMENT FUND

COMMUNITY DEVELOPMENT		ACCOUNTING UNIT			
COMMUNITY DEVELOPMENT ADM RE		13418002			
Account Code	LINE ITEM RESOURCES	ACTUAL FY 17-18	ACTUAL FY 18-19	ADOPTED FY 19-20	PROPOSED FY 20-21
58000	Earning On Investments	294	387	0	0
	SUBTOTAL REVENUES	294	387	0	0
	TOTAL	294	387	0	0

UDAG REPAYMENT FUND

COMMUNITY DEVELOPMENT		ACCOUNTING UNIT			
COMMUNITY DEVELOPMENT ADMINIST		13418740			
Account Code	LINE ITEM RESOURCES	ACTUAL FY 17-18	ACTUAL FY 18-19	ADOPTED FY 19-20	PROPOSED FY 20-21
68000	Transfer to Fund 135	0	0	22,900	0
	SUBTOTAL TRANSFERS	0	0	22,900	0
	TOTAL	0	0	22,900	0

**COMMUNITY DEV BLOCK GRANT
DEPARTMENT RESOURCE SUMMARY**

COMMUNITY DEVELOPMENT

ACTIVITIES		ACTUAL FY 17-18	ACTUAL FY 18-19	ADOPTED FY 19-20	PROPOSED FY 20-21
REVENUES					
52000	Federal Grant-Direct	6,897,312	3,735,579	6,194,750	6,236,470
53307	Youth Field Usage Fee	11,268	9,331	10,200	10,800
53316	Leisure Classes	11,881	10,931	12,000	11,500
56900	Principal Repayment	18,254	119,497	60,500	27,600
56901	Interest Repayments	10,861	32,427	27,000	10,800
57071	Sale of Land	9,000	0	0	0
57960	Rental Of Property	132,000	121,000	134,200	145,200
58000	Earning On Investments	(1,628)	0	0	0
59000-134	Transfer From Fund 134	0	0	22,900	290,240
	TOTAL REVENUES	7,088,946	4,028,764	6,461,550	6,732,610
EXPENDITURES					
13518780	COMMUNITY DEVELOPMENT ADMINISTRATION	951,064	975,493	1,157,440	1,158,600
13518782	COMMUNITY DEVELOPMENT-HOUSING	693,985	168,666	639,940	1,687,050
13518783	CDBG PROGRAMS	4,086,176	2,204,929	5,473,260	3,878,110
13518785	HUD-EMERGENCY SOLUTIONS GRANT	455,852	556,571	501,740	500,950
	TOTAL EXPENDITURES	6,187,077	3,905,659	7,772,380	7,224,710
OPERATING EXPENSES		ACTUAL FY 17-18	ACTUAL FY 18-19	ADOPTED FY 19-20	PROPOSED FY 20-21
61000	SALARIES & BENEFITS	1,535,644	1,539,787	1,664,970	1,615,790
62000	CONTRACTUALS	114,947	177,730	228,610	192,110
63000	COMMODITIES	5,382	6,761	7,330	7,280
65000	FIXED CHARGES	381,318	464,833	227,880	222,870
66000	CAPITAL	1,911,115	293,131	3,642,100	2,100,000
69000	MISCELLANEOUS	2,238,671	1,423,416	2,001,490	3,086,660
	TOTAL	6,187,077	3,905,659	7,772,380	7,224,710

COMMUNITY DEV BLOCK GRANT

COMMUNITY DEVELOPMENT		ACCOUNTING UNIT			
COMMUNITY DEVELOPMENT ADMINISTRATION		13518002			
Account Code	LINE ITEM RESOURCES	ACTUAL FY 17-18	ACTUAL FY 18-19	ADOPTED FY 19-20	PROPOSED FY 20-21
52000	Federal Grant-Direct	6,897,312	3,735,579	6,194,750	6,236,470
53307	Youth Field Usage Fee	11,268	9,331	10,200	10,800
53316	Leisure Classes	11,881	10,931	12,000	11,500
56900	Principal Repayment	18,254	119,497	60,500	27,600
56901	Interest Repayments	10,861	32,427	27,000	10,800
57071	Sale of Land	9,000	0	0	0
57960	Rental Of Property	132,000	121,000	134,200	145,200
58000	Earning On Investments	(1,628)	0	0	0
59000	Transfer From Fund 134	0	0	22,900	290,240
	SUBTOTAL REVENUES	7,088,946	4,028,764	6,461,550	6,732,610
	TOTAL	7,088,946	4,028,764	6,461,550	6,732,610

COMMUNITY DEV BLOCK GRANT

COMMUNITY DEVELOPMENT		ACCOUNTING UNIT			
COMMUNITY DEVELOPMENT ADMINISTRATION		13518780			
Account Code	LINE ITEM RESOURCES	ACTUAL FY 17-18	ACTUAL FY 18-19	ADOPTED FY 19-20	PROPOSED FY 20-21
61000	Salaries Regular	408,493	375,054	546,840	510,490
61010	Salaries Cash Out/Separation	15,070	11,723	0	0
61020	Salaries Part-Time	18,659	42,493	0	0
61040	Salaries Overtime	8,652	9,391	4,000	2,270
61100	Retirement-Employer Normal Cost	116,175	9,732	29,260	27,480
61101	Retirement - Employer Unfunded	0	109,917	98,530	0
61102	Retirement- Employer Unfunded- Miscellaneous	0	0	0	142,800
61120	Medicare Insurance	6,362	5,947	7,940	6,860
61130	Health Insurance	76,393	77,456	96,370	97,740
61170	Retiree Health Benefits	0	0	0	210
61180	Worker Compensation Insurance	9,760	18,795	25,020	34,340
	SUBTOTAL SALARIES & BENEFITS	659,564	660,509	807,960	822,190
62010	Communications	1,136	2,794	3,000	3,000
62012	Cellular Phone Charges	0	0	0	720
62120	Training, Transportation, Meetings	4,992	5,608	6,600	0
62130	Tuition Reimbursement	100	0	0	0
62140	Membership, Subscription & Dues	938	1,009	1,000	2,000
62200	Advertising	11,790	18,262	14,600	20,000
62300	Contract Services-Professional	61,643	85,540	95,500	77,850
62302	Contracted Vendor Personnel Services	13,543	5,343	9,300	7,000
62400	Auditor Fee	13,206	10,013	13,500	11,600
62600	Parking Validation	1,275	1,000	1,000	1,250
62700	Auto Expense	790	390	800	500
	SUBTOTAL CONTRACTUALS	109,411	129,959	145,300	123,920
63001	Miscellaneous Operating Expenses	4,710	4,959	6,030	5,500
63300	Gas & Diesel	274	146	400	500
	SUBTOTAL COMMODITIES	4,984	5,106	6,430	6,000
65000	Building Rental	29,916	27,076	26,500	26,500
65010	Rental City Equipment	2,189	1,212	0	0
65012	Accident Repair & Replacement	80	61	0	0
65040	IT Maintenance Charge	2,674	0	23,190	25,300
65050	IT Department Specific	12,025	23,023	0	0
65100	Insurance Charges	30,821	26,268	24,500	37,360
65105	Benefits Overhead	0	0	0	1,660
65210	Delivery Charges	0	0	1,160	1,160
65400	Indirect Costs	35,258	40,040	62,400	54,510
	SUBTOTAL FIXED CHARGES	112,963	117,679	137,750	146,490
69135	Payment to Subagent	64,141	62,241	60,000	60,000
	SUBTOTAL MISCELLANEOUS	64,141	62,241	60,000	60,000
	TOTAL	951,064	975,493	1,157,440	1,158,600

COMMUNITY DEV BLOCK GRANT

COMMUNITY DEVELOPMENT		ACCOUNTING UNIT			
COMMUNITY DEVELOPMENT-HOUSING		13518782			
Account Code	LINE ITEM RESOURCES	ACTUAL FY 17-18	ACTUAL FY 18-19	ADOPTED FY 19-20	PROPOSED FY 20-21
61000	Salaries Regular	28,061	28,926	27,420	0
61040	Salaries Overtime	0	396	500	0
61100	Retirement-Employer Normal Cost	7,333	3,708	3,010	0
61120	Medicare Insurance	408	433	400	0
61130	Health Insurance	2,820	2,840	8,290	0
61180	Worker Compensation Insurance	416	678	1,810	0
	SUBTOTAL SALARIES & BENEFITS	39,037	36,980	41,430	0
63001	Miscellaneous Operating Expenses	7	30	100	0
	SUBTOTAL COMMODITIES	7	30	100	0
65040	IT Maintenance Charge	0	0	2,110	0
65100	Insurance Charges	0	0	1,770	0
65210	Delivery Charges	0	0	80	0
65400	Indirect Costs	2,147	2,500	3,100	0
	SUBTOTAL FIXED CHARGES	2,147	2,500	7,060	0
69011	Reserve Appropriation	0	0	300,000	0
69151	Resident Rehabilitation Loan	152,795	129,156	131,350	0
69152	Loans & Grants	500,000	0	160,000	1,687,050
	SUBTOTAL MISCELLANEOUS	652,795	129,156	591,350	1,687,050
	TOTAL	693,985	168,666	639,940	1,687,050

COMMUNITY DEV BLOCK GRANT

COMMUNITY DEVELOPMENT		ACCOUNTING UNIT			
CDBG PROGRAMS		13518783			
Account Code	LINE ITEM RESOURCES	ACTUAL FY 17-18	ACTUAL FY 18-19	ADOPTED FY 19-20	PROPOSED FY 20-21
61000	Salaries Regular	497,935	453,663	356,000	402,000
61020	Salaries Part-Time	9,809	14,300	0	0
61100	Retirement-Employer Normal Cost	154,541	19,382	38,330	48,550
61101	Retirement - Employer Unfunded	0	147,869	212,100	0
61102	Retirement- Employer Unfunded- Miscellaneous	0	0	0	142,920
61110	Part-Time Retirement	372	538	0	0
61120	Medicare Insurance	6,798	6,407	5,160	5,870
61130	Health Insurance	88,037	83,965	99,240	111,070
61180	Worker Compensation Insurance	9,990	19,473	29,720	21,290
	SUBTOTAL SALARIES & BENEFITS	767,482	745,596	740,550	731,700
62300	Contract Services-Professional	0	41,926	50,000	50,000
62302	Contracted Vendor Personnel Services	793	0	25,000	0
	SUBTOTAL CONTRACTUALS	793	41,926	75,000	50,000
63001	Miscellaneous Operating Expenses	0	1,243	0	0
	SUBTOTAL COMMODITIES	0	1,243	0	0
65100	Insurance Charges	0	26,267	29,090	23,160
65105	Benefits Overhead	0	0	0	1,030
65205	Internal Departments Personnel	219,397	262,978	0	0
65210	Delivery Charges	0	0	1,380	1,380
65400	Indirect Costs	39,655	42,538	39,700	42,730
	SUBTOTAL FIXED CHARGES	259,052	331,782	70,170	68,300
66200	Building Improvement	101,078	82,313	0	700,000
66220	Improvements Other Than Building	1,810,037	210,818	3,642,100	1,400,000
	SUBTOTAL CAPITAL	1,911,115	293,131	3,642,100	2,100,000
69135	Payment to Subagent	1,142,734	781,251	872,540	855,180
69152	Loans & Grants	5,000	10,000	72,900	72,930
	SUBTOTAL MISCELLANEOUS	1,147,734	791,251	945,440	928,110
	TOTAL	4,086,176	2,204,929	5,473,260	3,878,110

COMMUNITY DEV BLOCK GRANT

COMMUNITY DEVELOPMENT		ACCOUNTING UNIT			
HUD-EMERGENCY SOLUTIONS GRANT		13518785			
Account Code	LINE ITEM RESOURCES	ACTUAL FY 17-18	ACTUAL FY 18-19	ADOPTED FY 19-20	PROPOSED FY 20-21
61000	Salaries Regular	178	1,402	17,000	8,500
61020	Salaries Part-Time	18,251	17,256	0	0
61040	Salaries Overtime	44,202	66,915	46,670	46,890
61100	Retirement-Employer Normal Cost	5,233	410	500	300
61101	Retirement - Employer Unfunded	0	3,356	3,200	0
61102	Retirement- Employer Unfunded- Miscellaneous	0	0	0	3,840
61120	Medicare Insurance	279	266	200	100
61130	Health Insurance	1,077	3,536	2,600	1,250
61180	Worker Compensation Insurance	341	3,561	4,860	1,020
	SUBTOTAL SALARIES & BENEFITS	69,561	96,703	75,030	61,900
62010	Communications	0	20	110	40
62120	Training, Transportation, Meetings	86	428	800	500
62200	Advertising	0	0	0	100
62300	Contract Services-Professional	2,925	2,153	4,500	13,500
62302	Contracted Vendor Personnel Services	1,653	2,946	2,700	3,250
62400	Auditor Fee	79	183	200	700
62600	Parking Validation	0	61	0	100
62700	Auto Expense	0	55	0	0
	SUBTOTAL CONTRACTUALS	4,743	5,846	8,310	18,190
63001	Miscellaneous Operating Expenses	391	383	800	1,280
	SUBTOTAL COMMODITIES	391	383	800	1,280
65000	Building Rental	917	1,022	800	800
65040	IT Maintenance Charge	79	0	0	0
65050	IT Department Specific	356	0	0	0
65100	Insurance Charges	913	4,071	4,760	1,110
65105	Benefits Overhead	0	0	0	50
65210	Delivery Charges	0	0	230	230
65400	Indirect Costs	4,892	7,779	7,110	5,890
	SUBTOTAL FIXED CHARGES	7,157	12,872	12,900	8,080
69135	Payment to Subagent	374,001	440,768	404,700	411,500
	SUBTOTAL MISCELLANEOUS	374,001	440,768	404,700	411,500
	TOTAL	455,852	556,571	501,740	500,950

**HOUSING AUTHORITY-VOUCHER HAP
DEPARTMENT RESOURCE SUMMARY**

COMMUNITY DEVELOPMENT

ACTIVITIES		ACTUAL FY 17-18	ACTUAL FY 18-19	ADOPTED FY 19-20	PROPOSED FY 20-21
REVENUES					
52000	Federal Grant-Direct	28,233,713	30,531,517	34,468,800	33,875,400
52006	Foster Youth Independence TPV	0	0	0	320,000
52007	Veterans Affairs Supportive Housing	0	0	0	1,480,100
57890	Fraud Recovery-HUD	15,956	9,967	16,000	5,000
57894	FSS Terminated Received	47,869	92,395	80,000	25,000
58000	Earning On Investments	0	153	100	0
	TOTAL REVENUES	28,297,538	30,634,032	34,564,900	35,705,500
EXPENDITURES					
13618760	HOUSING AUTHORITY-VOUCHER HAP	28,360,835	30,584,187	34,564,900	35,705,500
	TOTAL EXPENDITURES	28,360,835	30,584,187	34,564,900	35,705,500
OPERATING EXPENSES		ACTUAL FY 17-18	ACTUAL FY 18-19	ADOPTED FY 19-20	PROPOSED FY 20-21
69000	MISCELLANEOUS	28,360,835	30,584,187	34,564,900	35,705,500
	TOTAL	28,360,835	30,584,187	34,564,900	35,705,500

HOUSING AUTHORITY-VOUCHER HAP

COMMUNITY DEVELOPMENT		ACCOUNTING UNIT			
HOUSING AUTHORITY-VOUCHER HAP		13618002			
Account Code	LINE ITEM RESOURCES	ACTUAL FY 17-18	ACTUAL FY 18-19	ADOPTED FY 19-20	PROPOSED FY 20-21
52000	Federal Grant-Direct	28,233,713	30,531,517	34,468,800	33,875,400
52006	Foster Youth Independence TPV	0	0	0	320,000
52007	Veterans Affairs Supportive Housing	0	0	0	1,480,100
57890	Fraud Recovery-HUD	15,956	9,967	16,000	5,000
57894	FSS Terminated Received	47,869	92,395	80,000	25,000
58000	Earning On Investments	0	153	100	0
	SUBTOTAL REVENUES	28,297,538	30,634,032	34,564,900	35,705,500
	TOTAL	28,297,538	30,634,032	34,564,900	35,705,500

HOUSING AUTHORITY-VOUCHER HAP

COMMUNITY DEVELOPMENT		ACCOUNTING UNIT			
HOUSING AUTHORITY-VOUCHER HAP		13618760			
Account Code	LINE ITEM RESOURCES	ACTUAL FY 17-18	ACTUAL FY 18-19	ADOPTED FY 19-20	PROPOSED FY 20-21
69158	Housing Assist Pmt	16,858,013	19,305,044	22,914,900	21,875,400
69159	HAP-FSS Escrow	266,491	251,283	325,000	350,000
69162	Port Out HAP	11,236,331	11,027,860	11,325,000	11,680,000
69169	Foster Youth Independence TPV	0	0	0	320,000
69170	Veterans Affairs Supportive Housing	0	0	0	1,480,100
	SUBTOTAL MISCELLANEOUS	28,360,835	30,584,187	34,564,900	35,705,500
	TOTAL	28,360,835	30,584,187	34,564,900	35,705,500

**HOUSING AUTHORITY- MAINSTREAM
DEPARTMENT RESOURCE SUMMARY**

COMMUNITY DEVELOPMENT

ACTIVITIES		ACTUAL FY 17-18	ACTUAL FY 18-19	ADOPTED FY 19-20	PROPOSED FY 20-21
REVENUES					
52000	Federal Grant-Direct	1,881,553	1,980,243	2,000,000	2,100,000
	TOTAL REVENUES	1,881,553	1,980,243	2,000,000	2,100,000
EXPENDITURES					
13718760	HOUSING AUTHORITY- NED	1,881,553	1,980,243	2,000,000	2,100,000
	TOTAL EXPENDITURES	1,881,553	1,980,243	2,000,000	2,100,000
OPERATING EXPENSES		ACTUAL FY 17-18	ACTUAL FY 18-19	ADOPTED FY 19-20	PROPOSED FY 20-21
69000	MISCELLANEOUS	1,881,553	1,980,243	2,000,000	2,100,000
	TOTAL	1,881,553	1,980,243	2,000,000	2,100,000

HOUSING AUTHORITY- MAINSTREAM

COMMUNITY DEVELOPMENT		ACCOUNTING UNIT			
HOUSING AUTHORITY- NED		13718002			
Account Code	LINE ITEM RESOURCES	ACTUAL FY 17-18	ACTUAL FY 18-19	ADOPTED FY 19-20	PROPOSED FY 20-21
52000	Federal Grant-Direct	1,881,553	1,980,243	2,000,000	2,100,000
	SUBTOTAL REVENUES	1,881,553	1,980,243	2,000,000	2,100,000
	TOTAL	1,881,553	1,980,243	2,000,000	2,100,000

HOUSING AUTHORITY- MAINSTREAM

COMMUNITY DEVELOPMENT		ACCOUNTING UNIT			
HOUSING AUTHORITY- NED		13718760			
Account Code	LINE ITEM RESOURCES	ACTUAL FY 17-18	ACTUAL FY 18-19	ADOPTED FY 19-20	PROPOSED FY 20-21
69158	Housing Assist Pmt	1,332,623	1,448,832	1,400,000	1,550,000
69162	Port Out HAP	548,930	531,411	600,000	550,000
	SUBTOTAL MISCELLANEOUS	1,881,553	1,980,243	2,000,000	2,100,000
	TOTAL	1,881,553	1,980,243	2,000,000	2,100,000

**HOUSING AUTHORITY-MS 5
DEPARTMENT RESOURCE SUMMARY**

COMMUNITY DEVELOPMENT

ACTIVITIES		ACTUAL FY 17-18	ACTUAL FY 18-19	ADOPTED FY 19-20	PROPOSED FY 20-21
REVENUES					
52000	Federal Grant-Direct	0	390,256	585,400	1,316,730
58000	Earning On Investments	0	3,040	0	0
TOTAL REVENUES		0	393,296	585,400	1,316,730
EXPENDITURES					
13818760	Housing Authority-MS 5	0	16,416	585,400	1,316,730
TOTAL EXPENDITURES		0	16,416	585,400	1,316,730
OPERATING EXPENSES		ACTUAL FY 17-18	ACTUAL FY 18-19	ADOPTED FY 19-20	PROPOSED FY 20-21
69000	MISCELLANEOUS	0	16,416	585,400	1,316,730
TOTAL		0	16,416	585,400	1,316,730

HOUSING AUTHORITY-MS 5

COMMUNITY DEVELOPMENT		ACCOUNTING UNIT			
HOUSING AUTHORITY-MS 5		13818002			
Account Code	LINE ITEM RESOURCES	ACTUAL FY 17-18	ACTUAL FY 18-19	ADOPTED FY 19-20	PROPOSED FY 20-21
52000	Federal Grant-Direct	0	390,256	585,400	1,316,730
58000	Earning On Investments	0	3,040	0	0
	SUBTOTAL REVENUES	0	393,296	585,400	1,316,730
	TOTAL	0	393,296	585,400	1,316,730

HOUSING AUTHORITY-MS 5

COMMUNITY DEVELOPMENT		ACCOUNTING UNIT			
Housing Authority-MS 5		13818760			
Account Code	LINE ITEM RESOURCES	ACTUAL FY 17-18	ACTUAL FY 18-19	ADOPTED FY 19-20	PROPOSED FY 20-21
69158	Housing Assist Pmt	0	16,416	585,400	1,316,730
	SUBTOTAL MISCELLANEOUS	0	16,416	585,400	1,316,730
	TOTAL	0	16,416	585,400	1,316,730

**HOUSING AUTHORITY-NEW CONSTR
DEPARTMENT RESOURCE SUMMARY**

COMMUNITY DEVELOPMENT

ACTIVITIES	ACTUAL FY 17-18	ACTUAL FY 18-19	ADOPTED FY 19-20	PROPOSED FY 20-21
REVENUES				
52000 Federal Grant-Direct	0	14,546	0	179,100
TOTAL REVENUES	0	14,546	0	179,100
EXPENDITURES				
13918780 ADMIN - Mainstream 5 Vouchers	0	0	0	179,100
TOTAL EXPENDITURES	0	0	0	179,100
OPERATING EXPENSES	ACTUAL FY 17-18	ACTUAL FY 18-19	ADOPTED FY 19-20	PROPOSED FY 20-21
61000 SALARIES & BENEFITS	0	0	0	68,050
62000 CONTRACTUALS	0	0	0	106,950
65000 FIXED CHARGES	0	0	0	4,100
TOTAL	0	0	0	179,100

HOUSING AUTHORITY-NEW CONSTR

COMMUNITY DEVELOPMENT		ACCOUNTING UNIT			
HOUSING AUTHORITY - NEW CONSTRUCTION		13918002			
Account Code	LINE ITEM RESOURCES	ACTUAL FY 17-18	ACTUAL FY 18-19	ADOPTED FY 19-20	PROPOSED FY 20-21
52000	Federal Grant-Direct	0	14,546	0	179,100
	SUBTOTAL REVENUES	0	14,546	0	179,100
	TOTAL	0	14,546	0	179,100

HOUSING AUTHORITY-NEW CONSTR

COMMUNITY DEVELOPMENT		ACCOUNTING UNIT			
ADMIN - Mainstream 5 Vouchers		13918780			
Account Code	LINE ITEM RESOURCES	ACTUAL FY 17-18	ACTUAL FY 18-19	ADOPTED FY 19-20	PROPOSED FY 20-21
61000	Salaries Regular	0	0	0	44,570
61040	Salaries Overtime	0	0	0	6,020
61100	Retirement-Employer Normal Cost	0	0	0	1,790
61102	Retirement- Employer Unfunded- Miscellaneous	0	0	0	3,960
61120	Medicare Insurance	0	0	0	640
61130	Health Insurance	0	0	0	11,070
	SUBTOTAL SALARIES & BENEFITS	0	0	0	68,050
62300	Contract Services-Professional	0	0	0	106,950
	SUBTOTAL CONTRACTUALS	0	0	0	106,950
65400	Indirect Costs	0	0	0	4,100
	SUBTOTAL FIXED CHARGES	0	0	0	4,100
	TOTAL	0	0	0	179,100

**HOUSING AUTHORITY-VOUCHER ADM
DEPARTMENT RESOURCE SUMMARY**

COMMUNITY DEVELOPMENT

ACTIVITIES		ACTUAL FY 17-18	ACTUAL FY 18-19	ADOPTED FY 19-20	PROPOSED FY 20-21
REVENUES					
52000	Federal Grant-Direct	2,711,468	2,865,950	3,100,000	3,175,880
52003	HCV - FSS Coordinator	162,402	110,464	141,400	156,100
52004	HCV - Additional Admin Fee	31,503	4,074	5,000	4,000
57000	Expense Reimbursement	473,835	58,014	0	0
57890	Fraud Recovery-HUD	15,956	9,967	16,000	10,000
58000	Earning On Investments	6,777	6,412	6,800	7,000
	TOTAL REVENUES	3,401,941	3,054,881	3,269,200	3,352,980
EXPENDITURES					
14018760	HOUSING AUTHORITY-VOUCHERS ADM	3,697,538	3,138,661	3,346,840	3,352,980
	TOTAL EXPENDITURES	3,697,538	3,138,661	3,346,840	3,352,980
OPERATING EXPENSES		ACTUAL FY 17-18	ACTUAL FY 18-19	ADOPTED FY 19-20	PROPOSED FY 20-21
61000	SALARIES & BENEFITS	1,805,896	1,629,005	1,782,350	1,991,700
62000	CONTRACTUALS	181,906	198,761	237,700	234,150
63000	COMMODITIES	75,284	65,917	72,000	91,670
65000	FIXED CHARGES	421,231	413,461	434,790	350,460
69000	MISCELLANEOUS	1,213,221	831,518	820,000	685,000
	TOTAL	3,697,538	3,138,661	3,346,840	3,352,980

HOUSING AUTHORITY-VOUCHER ADM

COMMUNITY DEVELOPMENT		ACCOUNTING UNIT			
HOUSING AUTHORITY-VOUCHERS ADM		14018002			
Account Code	LINE ITEM RESOURCES	ACTUAL FY 17-18	ACTUAL FY 18-19	ADOPTED FY 19-20	PROPOSED FY 20-21
52000	Federal Grant-Direct	2,711,468	2,865,950	3,100,000	3,175,880
52003	HCV - FSS Coordinator	162,402	110,464	141,400	156,100
52004	HCV - Additional Admin Fee	31,503	4,074	5,000	4,000
57000	Expense Reimbursement	473,835	58,014	0	0
57890	Fraud Recovery-HUD	15,956	9,967	16,000	10,000
58000	Earning On Investments	6,777	6,412	6,800	7,000
	SUBTOTAL REVENUES	3,401,941	3,054,881	3,269,200	3,352,980
	TOTAL	3,401,941	3,054,881	3,269,200	3,352,980

HOUSING AUTHORITY-VOUCHER ADM

COMMUNITY DEVELOPMENT		ACCOUNTING UNIT			
HOUSING AUTHORITY-VOUCHERS ADM		14018760			
Account Code	LINE ITEM RESOURCES	ACTUAL FY 17-18	ACTUAL FY 18-19	ADOPTED FY 19-20	PROPOSED FY 20-21
61000	Salaries Regular	1,046,965	988,949	1,031,560	1,195,530
61010	Salaries Cash Out/Separation	0	5,448	0	0
61020	Salaries Part-Time	126,374	74,092	64,960	67,350
61040	Salaries Overtime	41,106	10,773	30,000	15,000
61100	Retirement-Employer Normal Cost	314,676	27,718	42,540	74,680
61101	Retirement - Employer Unfunded	0	226,700	298,700	0
61102	Retirement- Employer Unfunded- Miscellaneous	0	0	0	280,440
61110	Part-Time Retirement	1,280	1,283	1,130	1,130
61120	Medicare Insurance	16,942	15,238	15,910	15,430
61130	Health Insurance	238,026	233,895	236,030	276,350
61170	Retiree Health Benefits	0	0	0	210
61180	Worker Compensation Insurance	20,527	44,910	61,520	65,580
	SUBTOTAL SALARIES & BENEFITS	1,805,896	1,629,005	1,782,350	1,991,700
62010	Communications	14,252	14,722	14,500	14,750
62012	Cellular Phone Charges	779	801	800	850
62120	Training, Transportation, Meetings	3,911	74	3,100	5,850
62140	Membership, Subscription & Dues	9,628	7,245	8,100	6,950
62200	Advertising	0	8,593	9,000	9,000
62300	Contract Services-Professional	109,089	103,659	122,600	134,700
62302	Contracted Vendor Personnel Services	21,194	37,721	52,400	34,750
62322	Maintenance & Repair Machinery	0	5,610	2,900	2,850
62400	Auditor Fee	22,482	13,721	23,500	23,000
62500	Rent Payments	0	5,782	0	0
62600	Parking Validation	346	506	400	1,000
62700	Auto Expense	225	325	400	450
	SUBTOTAL CONTRACTUALS	181,906	198,761	237,700	234,150
63001	Miscellaneous Operating Expenses	74,648	64,995	70,500	90,670
63300	Gas & Diesel	636	922	1,500	1,000
	SUBTOTAL COMMODITIES	75,284	65,917	72,000	91,670
65000	Building Rental	76,779	66,191	67,700	67,700
65010	Rental City Equipment	7,971	8,010	8,600	8,580
65011	Equipment Replacement Charges	0	0	5,800	5,840
65012	Accident Repair & Replacement	289	399	200	270
65040	IT Maintenance Charge	6,862	0	85,120	85,120
65050	IT Department Specific	30,861	75,493	0	0
65100	Insurance Charges	79,100	60,579	60,220	71,340
65105	Benefits Overhead	0	0	0	3,170
65210	Delivery Charges	0	0	2,850	2,760
65400	Indirect Costs	219,370	202,789	204,300	105,680
	SUBTOTAL FIXED CHARGES	421,231	413,461	434,790	350,460
69131	Mobility-Inspection Fee Paid	14,700	36,150	34,000	40,000
69132	Mobility-Inspection Fee Receiv	(8,250)	0	(14,000)	(5,000)
69133	Ports Out-Administrative Pay	756,469	750,602	800,000	650,000
69134	Portprop in received HAP/ADM	0	0	(100,000)	(45,000)
69167	Portprop Disbursement	450,301	44,766	100,000	45,000
	SUBTOTAL MISCELLANEOUS	1,213,221	831,518	820,000	685,000
	TOTAL	3,697,538	3,138,661	3,346,840	3,352,980

**NSP FEDERAL GRANT
DEPARTMENT RESOURCE SUMMARY**

COMMUNITY DEVELOPMENT

ACTIVITIES		ACTUAL FY 17-18	ACTUAL FY 18-19	ADOPTED FY 19-20	PROPOSED FY 20-21
REVENUES					
56900	Principal Repayment	116,274	83,017	0	0
58000	Earning On Investments	13,996	19,780	12,000	20,000
	TOTAL REVENUES	130,271	102,797	12,000	20,000
EXPENDITURES					
14218760	NEIGHBORHOOD STABILIZE PRGM 1	6,105	8,172	974,800	980,720
14218761	ARRA NGHBRHD STABILIZE PRGM 2	15,380	10,310	278,010	290,240
14218762	NGHBRHD STABILIZE PRGM 3	533	4,545	97,930	101,220
	TOTAL EXPENDITURES	22,017	23,026	1,350,740	1,372,180
OPERATING EXPENSES		ACTUAL FY 17-18	ACTUAL FY 18-19	ADOPTED FY 19-20	PROPOSED FY 20-21
61000	SALARIES & BENEFITS	18,475	17,980	15,520	91,180
62000	CONTRACTUALS	377	2,699	0	11,170
63000	COMMODITIES	96	58	0	5,560
65000	FIXED CHARGES	3,070	2,290	520	10,070
68000	TRANSFERS	0	0	0	290,240
69000	MISCELLANEOUS	0	0	1,334,700	963,960
	TOTAL	22,017	23,026	1,350,740	1,372,180

NSP FEDERAL GRANT

COMMUNITY DEVELOPMENT		ACCOUNTING UNIT			
NEIGHBORHOOD STABILIZATION PGM		14218002			
Account Code	LINE ITEM RESOURCES	ACTUAL FY 17-18	ACTUAL FY 18-19	ADOPTED FY 19-20	PROPOSED FY 20-21
56900	Principal Repayment	116,274	83,017	0	0
58000	Earning On Investments	13,996	19,780	12,000	20,000
	SUBTOTAL REVENUES	130,271	102,797	12,000	20,000
	TOTAL	130,271	102,797	12,000	20,000

NSP FEDERAL GRANT

COMMUNITY DEVELOPMENT		ACCOUNTING UNIT			
NEIGHBORHOOD STABILIZE PRGM 1		14218760			
Account Code	LINE ITEM RESOURCES	ACTUAL FY 17-18	ACTUAL FY 18-19	ADOPTED FY 19-20	PROPOSED FY 20-21
61000	Salaries Regular	3,217	3,592	5,000	10,000
61040	Salaries Overtime	187	0	0	0
61100	Retirement-Employer Normal Cost	1,022	202	0	0
61101	Retirement - Employer Unfunded	0	1,649	0	0
61102	Retirement- Employer Unfunded- Miscellaneous	0	0	0	3,840
61120	Medicare Insurance	49	52	0	0
61130	Health Insurance	566	677	0	0
61180	Worker Compensation Insurance	52	149	100	600
	SUBTOTAL SALARIES & BENEFITS	5,094	6,321	5,100	14,440
62010	Communications	0	4	0	0
62120	Training, Transportation, Meetings	35	247	0	0
62200	Advertising	0	1	0	0
62300	Contract Services-Professional	0	893	0	4,480
	SUBTOTAL CONTRACTUALS	35	1,145	0	4,480
63001	Miscellaneous Operating Expenses	18	17	0	2,560
	SUBTOTAL COMMODITIES	18	17	0	2,560
65000	Building Rental	274	161	0	0
65040	IT Maintenance Charge	25	0	0	0
65050	IT Department Specific	110	0	0	0
65100	Insurance Charges	283	202	100	660
65105	Benefits Overhead	0	0	0	20
65400	Indirect Costs	266	326	0	1,060
	SUBTOTAL FIXED CHARGES	958	689	100	1,740
69011	Reserve Appropriation	0	0	969,600	0
69152	Loans & Grants	0	0	0	957,500
	SUBTOTAL MISCELLANEOUS	0	0	969,600	957,500
	TOTAL	6,105	8,172	974,800	980,720

NSP FEDERAL GRANT

COMMUNITY DEVELOPMENT		ACCOUNTING UNIT			
ARRA NGHBRHD STABILIZE PRGM 2		14218761			
Account Code	LINE ITEM RESOURCES	ACTUAL FY 17-18	ACTUAL FY 18-19	ADOPTED FY 19-20	PROPOSED FY 20-21
61000	Salaries Regular	8,740	5,361	5,000	0
61040	Salaries Overtime	0	32	0	0
61100	Retirement-Employer Normal Cost	2,448	96	0	0
61101	Retirement - Employer Unfunded	0	787	0	0
61120	Medicare Insurance	133	83	0	0
61130	Health Insurance	1,451	1,106	0	0
61180	Worker Compensation Insurance	154	224	350	0
	SUBTOTAL SALARIES & BENEFITS	12,926	7,690	5,350	0
62010	Communications	0	13	0	0
62120	Training, Transportation, Meetings	0	1,144	0	0
62140	Membership, Subscription & Dues	0	1	0	0
62300	Contract Services-Professional	342	242	0	0
62400	Auditor Fee	0	3	0	0
	SUBTOTAL CONTRACTUALS	342	1,402	0	0
63001	Miscellaneous Operating Expenses	76	30	0	0
63300	Gas & Diesel	0	0	0	0
	SUBTOTAL COMMODITIES	76	30	0	0
65000	Building Rental	535	394	0	0
65010	Rental City Equipment	4	0	0	0
65012	Accident Repair & Replacement	0	0	0	0
65040	IT Maintenance Charge	48	0	0	0
65050	IT Department Specific	215	0	0	0
65100	Insurance Charges	551	303	340	0
65210	Delivery Charges	0	0	20	0
65400	Indirect Costs	683	490	0	0
	SUBTOTAL FIXED CHARGES	2,036	1,187	360	0
68000	Transfer to Fund 135	0	0	0	290,240
	SUBTOTAL TRANSFERS	0	0	0	290,240
69011	Reserve Appropriation	0	0	272,300	0
	SUBTOTAL MISCELLANEOUS	0	0	272,300	0
	TOTAL	15,380	10,310	278,010	290,240

NSP FEDERAL GRANT

COMMUNITY DEVELOPMENT		ACCOUNTING UNIT			
NGHBRHD STABILIZE PRGM 3		14218762			
Account Code	LINE ITEM RESOURCES	ACTUAL FY 17-18	ACTUAL FY 18-19	ADOPTED FY 19-20	PROPOSED FY 20-21
61000	Salaries Regular	314	2,328	5,000	75,000
61100	Retirement-Employer Normal Cost	72	118	0	0
61101	Retirement - Employer Unfunded	0	962	0	0
61102	Retirement- Employer Unfunded- Miscellaneous	0	0	0	1,440
61120	Medicare Insurance	4	34	0	0
61130	Health Insurance	61	431	0	0
61180	Worker Compensation Insurance	4	97	70	300
	SUBTOTAL SALARIES & BENEFITS	455	3,969	5,070	76,740
62010	Communications	0	1	0	0
62120	Training, Transportation, Meetings	0	59	0	0
62300	Contract Services-Professional	0	91	0	6,690
	SUBTOTAL CONTRACTUALS	0	152	0	6,690
63001	Miscellaneous Operating Expenses	1	11	0	3,000
	SUBTOTAL COMMODITIES	1	11	0	3,000
65000	Building Rental	20	72	0	0
65040	IT Maintenance Charge	2	0	0	0
65050	IT Department Specific	8	0	0	0
65100	Insurance Charges	21	131	60	330
65105	Benefits Overhead	0	0	0	10
65210	Delivery Charges	0	0	0	20
65400	Indirect Costs	25	212	0	7,970
	SUBTOTAL FIXED CHARGES	76	414	60	8,330
69011	Reserve Appropriation	0	0	92,800	0
69152	Loans & Grants	0	0	0	6,460
	SUBTOTAL MISCELLANEOUS	0	0	92,800	6,460
	TOTAL	533	4,545	97,930	101,220

CALHOME MFGD HSG LOAN

COMMUNITY DEVELOPMENT		ACCOUNTING UNIT			
CALHOME MFGD HSG LOAN FY03-04		14318002			
Account Code	LINE ITEM RESOURCES	ACTUAL FY 17-18	ACTUAL FY 18-19	ADOPTED FY 19-20	PROPOSED FY 20-21
58000	Earning On Investments	6,122	8,061	0	0
	SUBTOTAL REVENUES	6,122	8,061	0	0
	TOTAL	6,122	8,061	0	0

**PRISON TO EMPLOYMENT PROGRAM
DEPARTMENT RESOURCE SUMMARY**

COMMUNITY DEVELOPMENT

ACTIVITIES		ACTUAL FY 17-18	ACTUAL FY 18-19	ADOPTED FY 19-20	PROPOSED FY 20-21
REVENUES					
52001	Federal Grant-Indirect	0	0	3,816,970	0
	TOTAL REVENUES	0	0	3,816,970	0
EXPENDITURES					
14418760	PRISON TO EMPLOYMENT PROGRAM	0	0	3,816,970	3,816,970
	TOTAL EXPENDITURES	0	0	3,816,970	3,816,970
OPERATING EXPENSES		ACTUAL FY 17-18	ACTUAL FY 18-19	ADOPTED FY 19-20	PROPOSED FY 20-21
61000	SALARIES & BENEFITS	0	0	0	239,690
62000	CONTRACTUALS	0	0	0	21,940
63000	COMMODITIES	0	0	0	5,000
65000	FIXED CHARGES	0	0	0	21,580
69000	MISCELLANEOUS	0	0	3,816,970	3,528,760
	TOTAL	0	0	3,816,970	3,816,970

PRISON TO EMPLOYMENT PROGRAM

COMMUNITY DEVELOPMENT		ACCOUNTING UNIT			
PRISON TO EMPLOYMENT PROGRAM		14418002			
Account Code	LINE ITEM RESOURCES	ACTUAL FY 17-18	ACTUAL FY 18-19	ADOPTED FY 19-20	PROPOSED FY 20-21
52001	Federal Grant-Indirect	0	0	3,816,970	0
	SUBTOTAL REVENUES	0	0	3,816,970	0
	TOTAL	0	0	3,816,970	0

PRISON TO EMPLOYMENT PROGRAM

COMMUNITY DEVELOPMENT		ACCOUNTING UNIT			
PRISON TO EMPLOYMENT PROGRAM		14418760			
Account Code	LINE ITEM RESOURCES	ACTUAL FY 17-18	ACTUAL FY 18-19	ADOPTED FY 19-20	PROPOSED FY 20-21
61000	Salaries Regular	0	0	0	203,360
61040	Salaries Overtime	0	0	0	2,050
61100	Retirement-Employer Normal Cost	0	0	0	7,910
61120	Medicare Insurance	0	0	0	2,820
61130	Health Insurance	0	0	0	23,550
	SUBTOTAL SALARIES & BENEFITS	0	0	0	239,690
62300	Contract Services-Professional	0	0	0	17,110
62500	Rent Payments	0	0	0	4,830
	SUBTOTAL CONTRACTUALS	0	0	0	21,940
63001	Miscellaneous Operating Expenses	0	0	0	5,000
	SUBTOTAL COMMODITIES	0	0	0	5,000
65400	Indirect Costs	0	0	0	21,580
	SUBTOTAL FIXED CHARGES	0	0	0	21,580
69011	Reserve Appropriation	0	0	3,816,970	2,510,850
69135	Payment to Subagent	0	0	0	1,012,910
69143	Transportation Pass for Partic	0	0	0	5,000
	SUBTOTAL MISCELLANEOUS	0	0	3,816,970	3,528,760
	TOTAL	0	0	3,816,970	3,816,970

**RENTAL REHABILITATION GRANT
DEPARTMENT RESOURCE SUMMARY**

COMMUNITY DEVELOPMENT

ACTIVITIES	ACTUAL FY 17-18	ACTUAL FY 18-19	ADOPTED FY 19-20	PROPOSED FY 20-21
REVENUES				
58000 Earning On Investments	4,932	6,492	5,000	7,000
TOTAL REVENUES	4,932	6,492	5,000	7,000
EXPENDITURES				
14518760 RENTAL REHABILITATION GRANT	0	0	387,600	396,500
TOTAL EXPENDITURES	0	0	387,600	396,500
OPERATING EXPENSES	ACTUAL FY 17-18	ACTUAL FY 18-19	ADOPTED FY 19-20	PROPOSED FY 20-21
69000 MISCELLANEOUS	0	0	387,600	396,500
TOTAL	0	0	387,600	396,500

RENTAL REHABILITATION GRANT

COMMUNITY DEVELOPMENT		ACCOUNTING UNIT			
RENTAL REHABILITATION GRANT		14518002			
Account Code	LINE ITEM RESOURCES	ACTUAL FY 17-18	ACTUAL FY 18-19	ADOPTED FY 19-20	PROPOSED FY 20-21
58000	Earning On Investments	4,932	6,492	5,000	7,000
	SUBTOTAL REVENUES	4,932	6,492	5,000	7,000
	TOTAL	4,932	6,492	5,000	7,000

RENTAL REHABILITATION GRANT

COMMUNITY DEVELOPMENT		ACCOUNTING UNIT			
RENTAL REHABILITATION GRANT		14518760			
Account Code	LINE ITEM RESOURCES	ACTUAL FY 17-18	ACTUAL FY 18-19	ADOPTED FY 19-20	PROPOSED FY 20-21
69011	Reserve Appropriation	0	0	387,600	0
69152	Loans & Grants	0	0	0	396,500
	SUBTOTAL MISCELLANEOUS	0	0	387,600	396,500
	TOTAL	0	0	387,600	396,500

FIRE DEPARTMENT GRANTS

FIRE DEPARTMENT		ACCOUNTING UNIT			
OHS EMPG GRANT FY2006		14615353			
Account Code	LINE ITEM RESOURCES	ACTUAL FY 17-18	ACTUAL FY 18-19	ADOPTED FY 19-20	PROPOSED FY 20-21
62300	Contract Services-Professional	39,174	0	0	0
	SUBTOTAL CONTRACTUALS	39,174	0	0	0
	TOTAL	39,174	0	0	0

FIRE DEPARTMENT GRANTS

FIRE DEPARTMENT		ACCOUNTING UNIT			
OHS EMPG GRANT FY2007		14615359			
Account Code	LINE ITEM RESOURCES	ACTUAL FY 17-18	ACTUAL FY 18-19	ADOPTED FY 19-20	PROPOSED FY 20-21
62300	Contract Services-Professional	30,146	0	0	0
	SUBTOTAL CONTRACTUALS	30,146	0	0	0
	TOTAL	30,146	0	0	0

FIRE DEPARTMENT GRANTS

FIRE DEPARTMENT		ACCOUNTING UNIT			
2008 EMPG GRANT-FIRE		14615362			
Account Code	LINE ITEM RESOURCES	ACTUAL FY 17-18	ACTUAL FY 18-19	ADOPTED FY 19-20	PROPOSED FY 20-21
62300	Contract Services-Professional	89,850	0	0	0
	SUBTOTAL CONTRACTUALS	89,850	0	0	0
	TOTAL	89,850	0	0	0

CAL LIBRARY SERVICES ACT

LIBRARY		ACCOUNTING UNIT			
LIBRARY SERVICES GRANTS REV		15011002			
Account Code	LINE ITEM RESOURCES	ACTUAL FY 17-18	ACTUAL FY 18-19	ADOPTED FY 19-20	PROPOSED FY 20-21
58000	Earning On Investments	1	0	0	0
	SUBTOTAL REVENUES	1	0	0	0
	TOTAL	1	0	0	0

**PUBLIC LIBRARY GRANT FUND
DEPARTMENT RESOURCE SUMMARY**

LIBRARY

ACTIVITIES	ACTUAL FY 17-18	ACTUAL FY 18-19	ADOPTED FY 19-20	PROPOSED FY 20-21
REVENUES				
52040 Grant-Other	25,000	0	0	0
TOTAL REVENUES	25,000	0	0	0
EXPENDITURES				
15211150 PUBLIC LIBRARY GRANT	17,409	0	0	0
15211151 LIBRARIES READY TO CODE	6,479	18,113	0	0
TOTAL EXPENDITURES	23,887	18,113	0	0
OPERATING EXPENSES	ACTUAL FY 17-18	ACTUAL FY 18-19	ADOPTED FY 19-20	PROPOSED FY 20-21
61000 SALARIES & BENEFITS	5,809	15,462	0	0
62000 CONTRACTUALS	17,409	0	0	0
63000 COMMODITIES	670	18	0	0
65000 FIXED CHARGES	0	2,633	0	0
TOTAL	23,887	18,113	0	0

PUBLIC LIBRARY GRANT FUND

LIBRARY		ACCOUNTING UNIT			
PUBLIC LIBRARY GRANT		15211002			
Account Code	LINE ITEM RESOURCES	ACTUAL FY 17-18	ACTUAL FY 18-19	ADOPTED FY 19-20	PROPOSED FY 20-21
52040	Grant-Other	25,000	0	0	0
	SUBTOTAL REVENUES	25,000	0	0	0
	TOTAL	25,000	0	0	0

PUBLIC LIBRARY GRANT FUND

LIBRARY		ACCOUNTING UNIT			
PUBLIC LIBRARY GRANT		15211150			
Account Code	LINE ITEM RESOURCES	ACTUAL FY 17-18	ACTUAL FY 18-19	ADOPTED FY 19-20	PROPOSED FY 20-21
62300	Contract Services-Professional	17,409	0	0	0
	SUBTOTAL CONTRACTUALS	17,409	0	0	0
	TOTAL	17,409	0	0	0

PUBLIC LIBRARY GRANT FUND

LIBRARY		ACCOUNTING UNIT			
LIBRARIES READY TO CODE		15211151			
Account Code	LINE ITEM RESOURCES	ACTUAL FY 17-18	ACTUAL FY 18-19	ADOPTED FY 19-20	PROPOSED FY 20-21
61020	Salaries Part-Time	5,704	14,325	0	0
61110	Part-Time Retirement	54	537	0	0
61120	Medicare Insurance	21	208	0	0
61180	Worker Compensation Insurance	30	391	0	0
	SUBTOTAL SALARIES & BENEFITS	5,809	15,462	0	0
63001	Miscellaneous Operating Expenses	670	18	0	0
	SUBTOTAL COMMODITIES	670	18	0	0
65100	Insurance Charges	0	89	0	0
65400	Indirect Costs	0	2,543	0	0
	SUBTOTAL FIXED CHARGES	0	2,633	0	0
	TOTAL	6,479	18,113	0	0

**LIBRARY GRANTS
DEPARTMENT RESOURCE SUMMARY**

LIBRARY

ACTIVITIES	ACTUAL FY 17-18	ACTUAL FY 18-19	ADOPTED FY 19-20	PROPOSED FY 20-21
REVENUES				
52000 Federal Grant-Direct	123,454	67,133	0	0
TOTAL REVENUES	123,454	67,133	0	0
EXPENDITURES				
15311160 IMLS Library Federal Grant	115,120	20,336	0	0
TOTAL EXPENDITURES	115,120	20,336	0	0
OPERATING EXPENSES	ACTUAL FY 17-18	ACTUAL FY 18-19	ADOPTED FY 19-20	PROPOSED FY 20-21
61000 SALARIES & BENEFITS	43,647	3,621	0	0
62000 CONTRACTUALS	51,117	13,003	0	0
63000 COMMODITIES	12,499	3,723	0	0
65000 FIXED CHARGES	7,856	(12)	0	0
TOTAL	115,120	20,336	0	0

LIBRARY GRANTS

LIBRARY		ACCOUNTING UNIT			
LIBRARY GRANTS REV		15311002			
Account Code	LINE ITEM RESOURCES	ACTUAL FY 17-18	ACTUAL FY 18-19	ADOPTED FY 19-20	PROPOSED FY 20-21
52000	Federal Grant-Direct	123,454	67,133	0	0
	SUBTOTAL REVENUES	123,454	67,133	0	0
	TOTAL	123,454	67,133	0	0

LIBRARY GRANTS

LIBRARY		ACCOUNTING UNIT			
IMLS Library Federal Grant		15311160			
Account Code	LINE ITEM RESOURCES	ACTUAL FY 17-18	ACTUAL FY 18-19	ADOPTED FY 19-20	PROPOSED FY 20-21
61020	Salaries Part-Time	40,374	2,757	0	0
61040	Salaries Overtime	583	288	0	0
61100	Retirement-Employer Normal Cost	57	0	0	0
61110	Part-Time Retirement	1,508	103	0	0
61120	Medicare Insurance	593	42	0	0
61180	Worker Compensation Insurance	532	430	0	0
	SUBTOTAL SALARIES & BENEFITS	43,647	3,621	0	0
62120	Training, Transportation, Meetings	6,643	81	0	0
62300	Contract Services-Professional	44,475	12,922	0	0
	SUBTOTAL CONTRACTUALS	51,117	13,003	0	0
63001	Miscellaneous Operating Expenses	12,499	3,723	0	0
	SUBTOTAL COMMODITIES	12,499	3,723	0	0
65400	Indirect Costs	7,856	(12)	0	0
	SUBTOTAL FIXED CHARGES	7,856	(12)	0	0
	TOTAL	115,120	20,336	0	0

**LIBRARY SVCS & TECHNOLOGY ACT
DEPARTMENT RESOURCE SUMMARY**

LIBRARY

ACTIVITIES		ACTUAL FY 17-18	ACTUAL FY 18-19	ADOPTED FY 19-20	PROPOSED FY 20-21
REVENUES					
52001	Federal Grant-Indirect	59,220	6,580	0	0
	TOTAL REVENUES	59,220	6,580	0	0
EXPENDITURES					
15411193	LSTA-GRANT AWARDS	39,519	26,281	0	0
	TOTAL EXPENDITURES	39,519	26,281	0	0
OPERATING EXPENSES		ACTUAL FY 17-18	ACTUAL FY 18-19	ADOPTED FY 19-20	PROPOSED FY 20-21
61000	SALARIES & BENEFITS	32,712	22,854	0	0
62000	CONTRACTUALS	486	0	0	0
63000	COMMODITIES	6,321	(321)	0	0
65000	FIXED CHARGES	0	3,748	0	0
	TOTAL	39,519	26,281	0	0

LIBRARY SVCS & TECHNOLOGY ACT

LIBRARY		ACCOUNTING UNIT			
LSTA-LIBRARY GRANTS REVENUE		15411002			
Account Code	LINE ITEM RESOURCES	ACTUAL FY 17-18	ACTUAL FY 18-19	ADOPTED FY 19-20	PROPOSED FY 20-21
52001	Federal Grant-Indirect	59,220	6,580	0	0
	SUBTOTAL REVENUES	59,220	6,580	0	0
	TOTAL	59,220	6,580	0	0

LIBRARY SVCS & TECHNOLOGY ACT

LIBRARY		ACCOUNTING UNIT			
LSTA-GRANT AWARDS		15411193			
Account Code	LINE ITEM RESOURCES	ACTUAL FY 17-18	ACTUAL FY 18-19	ADOPTED FY 19-20	PROPOSED FY 20-21
61020	Salaries Part-Time	30,546	20,517	0	0
61040	Salaries Overtime	0	519	0	0
61110	Part-Time Retirement	1,098	847	0	0
61120	Medicare Insurance	425	334	0	0
61180	Worker Compensation Insurance	643	638	0	0
	SUBTOTAL SALARIES & BENEFITS	32,712	22,854	0	0
62300	Contract Services-Professional	486	0	0	0
	SUBTOTAL CONTRACTUALS	486	0	0	0
63001	Miscellaneous Operating Expenses	6,321	(321)	0	0
	SUBTOTAL COMMODITIES	6,321	(321)	0	0
65400	Indirect Costs	0	3,748	0	0
	SUBTOTAL FIXED CHARGES	0	3,748	0	0
	TOTAL	39,519	26,281	0	0

**OFFICE OF TRAFFIC SAFETY GRANT
DEPARTMENT RESOURCE SUMMARY**

POLICE DEPARTMENT

ACTIVITIES		ACTUAL FY 17-18	ACTUAL FY 18-19	ADOPTED FY 19-20	PROPOSED FY 20-21
REVENUES					
52001	Federal Grant-Indirect	297,027	405,994	0	168,010
	TOTAL REVENUES	297,027	405,994	0	168,010
EXPENDITURES					
16514414	SELECTIVE TRAFFIC ENFORCEMENT	419,568	461,341	0	168,010
	TOTAL EXPENDITURES	419,568	461,341	0	168,010
OPERATING EXPENSES		ACTUAL FY 17-18	ACTUAL FY 18-19	ADOPTED FY 19-20	PROPOSED FY 20-21
61000	SALARIES & BENEFITS	394,905	460,432	0	150,000
62000	CONTRACTUALS	4,600	909	0	0
63000	COMMODITIES	20,064	0	0	18,010
	TOTAL	419,568	461,341	0	168,010

OFFICE OF TRAFFIC SAFETY GRANT

POLICE DEPARTMENT		ACCOUNTING UNIT			
OTS-TRAFFIC OFFENDER PRGRM GR		16514002			
Account Code	LINE ITEM RESOURCES	ACTUAL FY 17-18	ACTUAL FY 18-19	ADOPTED FY 19-20	PROPOSED FY 20-21
52001	Federal Grant-Indirect	297,027	405,994	0	168,010
	SUBTOTAL REVENUES	297,027	405,994	0	168,010
	TOTAL	297,027	405,994	0	168,010

OFFICE OF TRAFFIC SAFETY GRANT

POLICE DEPARTMENT		ACCOUNTING UNIT			
SELECTIVE TRAFFIC ENFORCEMENT		16514414			
Account Code	LINE ITEM RESOURCES	ACTUAL FY 17-18	ACTUAL FY 18-19	ADOPTED FY 19-20	PROPOSED FY 20-21
61040	Salaries Overtime	394,905	460,432	0	150,000
	SUBTOTAL SALARIES & BENEFITS	394,905	460,432	0	150,000
62120	Training, Transportation, Meetings	4,600	909	0	0
	SUBTOTAL CONTRACTUALS	4,600	909	0	0
63001	Miscellaneous Operating Expenses	20,064	0	0	18,010
	SUBTOTAL COMMODITIES	20,064	0	0	18,010
	TOTAL	419,568	461,341	0	168,010

**OFFICE OF TRAFFIC SAFETY GRANT
DEPARTMENT RESOURCE SUMMARY**

PUBLIC WORKS

ACTIVITIES		ACTUAL FY 17-18	ACTUAL FY 18-19	ADOPTED FY 19-20	PROPOSED FY 20-21
REVENUES					
52001	Federal Grant-Indirect	138,097	71,482	0	0
	TOTAL REVENUES	138,097	71,482	0	0
EXPENDITURES					
16517611	OTS-BICYCLE SAFETY PWA	139,455	92,463	0	0
	TOTAL EXPENDITURES	139,455	92,463	0	0
OPERATING EXPENSES		ACTUAL FY 17-18	ACTUAL FY 18-19	ADOPTED FY 19-20	PROPOSED FY 20-21
66000	CAPITAL	139,455	92,463	0	0
	TOTAL	139,455	92,463	0	0

OFFICE OF TRAFFIC SAFETY GRANT

PUBLIC WORKS		ACCOUNTING UNIT			
OTS-PWA Traffic Safety Grants		16517002			
Account Code	LINE ITEM RESOURCES	ACTUAL FY 17-18	ACTUAL FY 18-19	ADOPTED FY 19-20	PROPOSED FY 20-21
52001	Federal Grant-Indirect	138,097	71,482	0	0
	SUBTOTAL REVENUES	138,097	71,482	0	0
	TOTAL	138,097	71,482	0	0

OFFICE OF TRAFFIC SAFETY GRANT

PUBLIC WORKS		ACCOUNTING UNIT			
OTS-BICYCLE SAFETY PWA		16517611			
Account Code	LINE ITEM RESOURCES	ACTUAL FY 17-18	ACTUAL FY 18-19	ADOPTED FY 19-20	PROPOSED FY 20-21
66220	Improvements Other Than Building	139,455	92,463	0	0
	SUBTOTAL CAPITAL	139,455	92,463	0	0
	TOTAL	139,455	92,463	0	0

**RECREATION GRANTS FUND
DEPARTMENT RESOURCE SUMMARY**

PARKS, REC. & COMMUNITY SERVICES

ACTIVITIES	ACTUAL FY 17-18	ACTUAL FY 18-19	ADOPTED FY 19-20	PROPOSED FY 20-21
REVENUES				
52040 Grant-Other	206,579	143,086	202,530	215,000
58000 Earning On Investments	60	337	0	0
TOTAL REVENUES	206,638	143,423	202,530	215,000
EXPENDITURES				
16913202 OCTA SR MOBILITY PROGRAM	168,309	167,059	211,820	217,020
16913265 PRCSA Health Grant (NRPA)	11,319	0	0	0
TOTAL EXPENDITURES	179,628	167,059	211,820	217,020
OPERATING EXPENSES	ACTUAL FY 17-18	ACTUAL FY 18-19	ADOPTED FY 19-20	PROPOSED FY 20-21
61000 SALARIES & BENEFITS	101,189	115,828	156,720	154,350
62000 CONTRACTUALS	6,141	4,678	4,600	8,400
63000 COMMODITIES	8,785	132	0	0
65000 FIXED CHARGES	63,513	46,420	50,500	54,270
TOTAL	179,628	167,059	211,820	217,020

RECREATION GRANTS FUND

PARKS, REC. & COMMUNITY SERVICES		ACCOUNTING UNIT			
RECREATION GRANTS REVENUE		16913002			
Account Code	LINE ITEM RESOURCES	ACTUAL FY 17-18	ACTUAL FY 18-19	ADOPTED FY 19-20	PROPOSED FY 20-21
52040	Grant-Other	206,579	143,086	202,530	215,000
58000	Earning On Investments	60	337	0	0
	SUBTOTAL REVENUES	206,638	143,423	202,530	215,000
	TOTAL	206,638	143,423	202,530	215,000

RECREATION GRANTS FUND

PARKS, REC. & COMMUNITY SERVICES		ACCOUNTING UNIT			
OCTA SR MOBILITY PROGRAM		16913202			
Account Code	LINE ITEM RESOURCES	ACTUAL FY 17-18	ACTUAL FY 18-19	ADOPTED FY 19-20	PROPOSED FY 20-21
61020	Salaries Part-Time	92,905	105,335	141,200	138,900
61110	Part-Time Retirement	3,484	3,950	5,300	5,200
61120	Medicare Insurance	1,355	1,538	2,050	2,000
61180	Worker Compensation Insurance	3,445	5,004	8,170	8,250
	SUBTOTAL SALARIES & BENEFITS	101,189	115,828	156,720	154,350
62300	Contract Services-Professional	3,607	4,678	4,600	8,400
	SUBTOTAL CONTRACTUALS	3,607	4,678	4,600	8,400
63001	Miscellaneous Operating Expenses	0	132	0	0
	SUBTOTAL COMMODITIES	0	132	0	0
65010	Rental City Equipment	40,881	16,080	19,870	19,870
65011	Equipment Replacement Charges	22,344	22,344	22,300	22,300
65012	Accident Repair & Replacement	288	168	200	200
65100	Insurance Charges	0	7,828	8,000	11,360
65105	Benefits Overhead	0	0	0	410
65210	Delivery Charges	0	0	130	130
	SUBTOTAL FIXED CHARGES	63,513	46,420	50,500	54,270
	TOTAL	168,309	167,059	211,820	217,020

RECREATION GRANTS FUND

PARKS, REC. & COMMUNITY SERVICES		ACCOUNTING UNIT			
PRCSA Health Grant (NRPA)		16913265			
Account Code	LINE ITEM RESOURCES	ACTUAL FY 17-18	ACTUAL FY 18-19	ADOPTED FY 19-20	PROPOSED FY 20-21
62120	Training, Transportation, Meetings	1,200	0	0	0
62300	Contract Services-Professional	1,334	0	0	0
	SUBTOTAL CONTRACTUALS	2,534	0	0	0
63001	Miscellaneous Operating Expenses	8,785	0	0	0
	SUBTOTAL COMMODITIES	8,785	0	0	0
	TOTAL	11,319	0	0	0

**SCAG GRANTS
DEPARTMENT RESOURCE SUMMARY**

PLNG & BLG AGY

ACTIVITIES	ACTUAL FY 17-18	ACTUAL FY 18-19	ADOPTED FY 19-20	PROPOSED FY 20-21
REVENUES				
52027 State Grants-Indirect	32,671	85,317	0	0
52040 Grant-Other	0	0	208,760	208,760
TOTAL REVENUES	32,671	85,317	208,760	208,760
EXPENDITURES				
40316570 PBA SUSTAINABILITY PLNG GRANT	32,671	99,770	208,760	0
TOTAL EXPENDITURES	32,671	99,770	208,760	0
OPERATING EXPENSES	ACTUAL FY 17-18	ACTUAL FY 18-19	ADOPTED FY 19-20	PROPOSED FY 20-21
62000 CONTRACTUALS	32,671	99,770	208,760	0
TOTAL	32,671	99,770	208,760	0

SCAG GRANTS

PLNG & BLG AGY		ACCOUNTING UNIT			
PBA SCAG GRANT		40316002			
Account Code	LINE ITEM RESOURCES	ACTUAL FY 17-18	ACTUAL FY 18-19	ADOPTED FY 19-20	PROPOSED FY 20-21
52027	State Grants-Indirect	32,671	85,317	0	0
52040	Grant-Other	0	0	208,760	208,760
	SUBTOTAL REVENUES	32,671	85,317	208,760	208,760
	TOTAL	32,671	85,317	208,760	208,760

SCAG GRANTS

PLNG & BLG AGY		ACCOUNTING UNIT			
PBA SUSTAINABILITY PLNG GRANT		40316570			
Account Code	LINE ITEM RESOURCES	ACTUAL FY 17-18	ACTUAL FY 18-19	ADOPTED FY 19-20	PROPOSED FY 20-21
62300	Contract Services-Professional	32,671	99,770	208,760	0
	SUBTOTAL CONTRACTUALS	32,671	99,770	208,760	0
	TOTAL	32,671	99,770	208,760	0

**SCAG GRANTS
DEPARTMENT RESOURCE SUMMARY**

PUBLIC WORKS

ACTIVITIES		ACTUAL FY 17-18	ACTUAL FY 18-19	ADOPTED FY 19-20	PROPOSED FY 20-21
REVENUES					
52001	Federal Grant-Indirect	0	0	28,480	28,480
	TOTAL REVENUES	0	0	28,480	28,480
EXPENDITURES					
40317600	PUBLIC WORKS SCAG GRANT	0	0	28,480	0
	TOTAL EXPENDITURES	0	0	28,480	0
OPERATING EXPENSES		ACTUAL FY 17-18	ACTUAL FY 18-19	ADOPTED FY 19-20	PROPOSED FY 20-21
65000	FIXED CHARGES	0	0	28,480	0
	TOTAL	0	0	28,480	0

SCAG GRANTS

PUBLIC WORKS		ACCOUNTING UNIT			
PUBLIC WORKS SCAG GRANTS		40317002			
Account Code	LINE ITEM RESOURCES	ACTUAL FY 17-18	ACTUAL FY 18-19	ADOPTED FY 19-20	PROPOSED FY 20-21
52001	Federal Grant-Indirect	0	0	28,480	28,480
	SUBTOTAL REVENUES	0	0	28,480	28,480
	TOTAL	0	0	28,480	28,480

SCAG GRANTS

PUBLIC WORKS		ACCOUNTING UNIT			
PUBLIC WORKS SCAG GRANT		40317600			
Account Code	LINE ITEM RESOURCES	ACTUAL FY 17-18	ACTUAL FY 18-19	ADOPTED FY 19-20	PROPOSED FY 20-21
65205	Internal Departments Personnel	0	0	28,480	0
	SUBTOTAL FIXED CHARGES	0	0	28,480	0
	TOTAL	0	0	28,480	0

**FEDERAL HOPWA PROGRAM GRANT
DEPARTMENT RESOURCE SUMMARY**

COMMUNITY DEVELOPMENT

ACTIVITIES		ACTUAL FY 17-18	ACTUAL FY 18-19	ADOPTED FY 19-20	PROPOSED FY 20-21
REVENUES					
52000	Federal Grant-Direct	1,469	3,068	0	0
	TOTAL REVENUES	1,469	3,068	0	0
EXPENDITURES					
40518761	HOPWA-HOUSING OPPORTUNITIES	1,546	2,992	0	0
	TOTAL EXPENDITURES	1,546	2,992	0	0
OPERATING EXPENSES		ACTUAL FY 17-18	ACTUAL FY 18-19	ADOPTED FY 19-20	PROPOSED FY 20-21
61000	SALARIES & BENEFITS	1,355	2,023	0	0
62000	CONTRACTUALS	0	790	0	0
63000	COMMODITIES	4	1	0	0
65000	FIXED CHARGES	187	177	0	0
	TOTAL	1,546	2,992	0	0

FEDERAL HOPWA PROGRAM GRANT

COMMUNITY DEVELOPMENT		ACCOUNTING UNIT			
HOPWA-TENANT BASED ASST		40518002			
Account Code	LINE ITEM RESOURCES	ACTUAL FY 17-18	ACTUAL FY 18-19	ADOPTED FY 19-20	PROPOSED FY 20-21
52000	Federal Grant-Direct	1,469	3,068	0	0
	SUBTOTAL REVENUES	1,469	3,068	0	0
	TOTAL	1,469	3,068	0	0

FEDERAL HOPWA PROGRAM GRANT

COMMUNITY DEVELOPMENT		ACCOUNTING UNIT			
HOPWA-HOUSING OPPORTUNITIES		40518761			
Account Code	LINE ITEM RESOURCES	ACTUAL FY 17-18	ACTUAL FY 18-19	ADOPTED FY 19-20	PROPOSED FY 20-21
61000	Salaries Regular	190	0	0	0
61020	Salaries Part-Time	820	1,578	0	0
61100	Retirement-Employer Normal Cost	282	30	0	0
61101	Retirement - Employer Unfunded	0	35	0	0
61120	Medicare Insurance	15	22	0	0
61130	Health Insurance	27	311	0	0
61180	Worker Compensation Insurance	20	48	0	0
	SUBTOTAL SALARIES & BENEFITS	1,355	2,023	0	0
62010	Communications	0	0	0	0
62300	Contract Services-Professional	0	790	0	0
	SUBTOTAL CONTRACTUALS	0	790	0	0
63001	Miscellaneous Operating Expenses	4	1	0	0
63300	Gas & Diesel	0	0	0	0
	SUBTOTAL COMMODITIES	4	1	0	0
65000	Building Rental	42	13	0	0
65010	Rental City Equipment	3	0	0	0
65012	Accident Repair & Replacement	0	0	0	0
65040	IT Maintenance Charge	4	0	0	0
65050	IT Department Specific	17	7	0	0
65100	Insurance Charges	43	14	0	0
65400	Indirect Costs	79	143	0	0
	SUBTOTAL FIXED CHARGES	187	177	0	0
	TOTAL	1,546	2,992	0	0

Enterprise Funds



ENTERPRISE FUNDS

REVENUE BY FUND		ACTUAL FY 17-18	ACTUAL FY 18-19	ADOPTED FY 19-20	PROPOSED FY 20-21
027	PARKING FUND	4,251,351	4,102,631	4,346,070	4,900,000
056	SANITARY SEWER SERVICE	5,966,703	6,613,189	7,141,100	7,751,870
057	FED CLEAN WATER PROTECTION ENT	4,274,917	4,078,915	3,063,000	4,415,150
060	WATER REVENUE	55,457,815	57,906,751	56,110,100	67,616,710
066	ACQUISITION & CONSTRUCTION	4,538,006	3,014,318	17,200,800	23,800,800
067	REGIONAL TRANSP CENTER	523,635	398,156	767,600	2,123,400
068	SANITATION FUND	7,086,684	7,068,112	7,232,000	6,247,890
069	REFUSE COLLECTION SERVICE	19,784,443	22,273,102	21,081,900	14,253,800
REVENUE GRAND TOTAL		101,883,552	105,455,174	116,942,570	131,109,620

EXPENDITURE BY FUND		ACTUAL FY 17-18	ACTUAL FY 18-19	ADOPTED FY 19-20	PROPOSED FY 20-21
027 PARKING FUND					
Community Development					
02718131	PARKING METER	0	0	0	1,509,630
02718132	PARKING FACILITIES	0	0	0	1,661,570
02718133	DOWNTOWN ENHANCEMENTS	0	0	0	2,221,660
Finance Department					
02710131	PARKING METER	1,305,334	1,311,335	1,651,250	0
02710132	PARKING FACILITIES	1,863,325	1,984,281	1,954,580	0
02710133	DOWNTOWN ENHANCEMENTS	3,600,711	3,692,479	2,921,890	0
SUBTOTAL		6,769,370	6,988,094	6,527,720	5,392,860
056 SANITARY SEWER SERVICE					
Public Works					
05617019	SEWER INTERFUND TRANSFER	262,427	275,612	250,000	250,000
05617640	SANITARY SEWER SERVICE	4,942,015	6,261,058	8,504,590	7,782,640
SUBTOTAL		5,204,443	6,536,669	8,754,590	8,032,640
057 FED CLEAN WATER PROTECTION ENT					
Public Works					
05717019	FED CLEAN WATER INTERFUND TRAN	0	0	200,000	200,000
05717640	FED CLEAN WATER PROTECTION ENT	3,485,990	2,683,627	4,792,510	3,791,220
05717660	DELHI DIVERSION PROJECT	951,552	599,440	0	1,000,000
SUBTOTAL		4,437,542	3,283,067	4,992,510	4,991,220
060 WATER REVENUE					
Public Works					
06017019	WATER - INTERFUND TRANSFER	5,747,355	4,323,705	18,481,600	18,481,600
06017020	WATER DEBT SERVICE	645,068	635,492	1,359,200	1,360,950
06017640	WATER UTY WTR PROD & SUPPLY	28,291,222	27,507,390	33,289,760	32,785,150
06017641	WATER SYSTEM MAINT	4,714,761	5,604,070	6,981,090	6,587,170
06017642	WATER-MISC EXPENSES	6,803,029	5,952,279	6,158,200	4,567,000
06017644	WATER QUALITY	2,680,919	1,489,433	1,710,540	1,639,170
06017645	WATER ADMIN/ENGINEERING	3,824,556	4,435,527	7,082,380	8,097,880
06017646	WATER METER SERVICES	0	880,866	2,320,710	2,342,320
06017647	RECYCLED WATER	0	244,147	363,600	319,610
SUBTOTAL		52,706,911	51,072,909	77,747,080	76,180,850

ENTERPRISE FUNDS

EXPENDITURE BY FUND	ACTUAL FY 17-18	ACTUAL FY 18-19	ADOPTED FY 19-20	PROPOSED FY 20-21
066 ACQUISITION & CONSTRUCTION				
Public Works				
06617620 WATER BOND CAPITAL PROJECTS	149,617	0	0	0
06617647 WTR UTY CAPITAL PROJECTS	8,352,005	2,603,031	17,200,800	27,150,000
SUBTOTAL	8,501,622	2,603,031	17,200,800	27,150,000
067 REGIONAL TRANSP CENTER				
Public Works				
06717650 PWA - SARTC OPERATIONS	1,043,285	986,308	1,849,020	1,962,000
SUBTOTAL	1,043,285	986,308	1,849,020	1,962,000
068 SANITATION FUND				
Public Works				
06817640 PUB WKS-ENVIRONMENT/SANITATION	1,420,502	1,531,715	4,572,910	4,534,320
06817641 PUB WKS-ROADWAY CLEANING	2,367,712	2,309,996	3,569,250	3,812,010
06817643 PUB WKS-STREET TREES	2,764,822	2,229,679	0	0
SUBTOTAL	6,553,037	6,071,391	8,142,160	8,346,330
069 REFUSE COLLECTION SERVICE				
Public Works				
06917019 REFUSE INTERFUND TRANSFER	943,685	912,410	1,010,000	1,149,350
06917640 REFUSE COLLECTION SERVICE	17,788,745	18,054,169	21,618,130	13,742,150
SUBTOTAL	18,732,431	18,966,578	22,628,130	14,891,500
EXPENDITURE GRAND TOTAL	103,948,639	96,508,047	147,842,010	146,947,400

**PARKING FUND
DEPARTMENT RESOURCE SUMMARY**

COMMUNITY DEVELOPMENT

ACTIVITIES	ACTUAL FY 17-18	ACTUAL FY 18-19	ADOPTED FY 19-20	PROPOSED FY 20-21
REVENUES				
53804 Parking Meter & Facilities Rev	1,859,585	1,763,311	1,682,260	2,650,000
53903 Broadway Structure	592,291	644,672	707,830	600,000
53904 Spurgeon Structure	428,427	471,287	524,040	450,000
53905 Birch Structure	466,569	408,280	483,780	425,000
53906 Main Structure	287,950	285,106	355,290	250,000
53907 Bush Parking Lot	39,550	31,614	96,160	50,000
55000 Parking Fines	478,140	448,076	469,710	450,000
57990 Miscellaneous Income	19,046	14,336	2,000	10,000
58000 Earning On Investments	79,792	35,949	25,000	15,000
TOTAL REVENUES	4,251,351	4,102,631	4,346,070	4,900,000
EXPENDITURES				
02718131 PARKING METER	1,305,334	1,311,335	1,651,250	1,509,630
02718132 PARKING FACILITIES	1,863,325	1,984,281	1,954,580	1,661,570
02718133 DOWNTOWN ENHANCEMENTS	3,600,711	3,692,479	2,921,890	2,221,660
TOTAL EXPENDITURES	6,769,370	6,988,094	6,527,720	5,392,860
OPERATING EXPENSES	ACTUAL FY 17-18	ACTUAL FY 18-19	ADOPTED FY 19-20	PROPOSED FY 20-21
61000 SALARIES & BENEFITS	2,159,829	2,466,247	2,870,900	2,030,920
62000 CONTRACTUALS	2,675,901	3,034,035	2,905,800	2,898,200
63000 COMMODITIES	23,159	55,189	70,400	77,030
65000 FIXED CHARGES	428,189	358,457	419,420	386,210
66000 CAPITAL	1,481,841	1,073,737	260,700	0
67000 DEBT SERVICE	451	0	500	500
68000 TRANSFERS	0	428	0	0
TOTAL	6,769,370	6,988,094	6,527,720	5,392,860

PARKING FUND

COMMUNITY DEVELOPMENT		ACCOUNTING UNIT			
PARKING OPERATIONS		02718002			
Account Code	LINE ITEM RESOURCES	ACTUAL FY 17-18	ACTUAL FY 18-19	ADOPTED FY 19-20	PROPOSED FY 20-21
53804	Parking Meter & Facilities Rev	1,859,585	1,763,311	1,682,260	2,650,000
53903	Broadway Structure	592,291	644,672	707,830	600,000
53904	Spurgeon Structure	428,427	471,287	524,040	450,000
53905	Birch Structure	466,569	408,280	483,780	425,000
53906	Main Structure	287,950	285,106	355,290	250,000
53907	Bush Parking Lot	39,550	31,614	96,160	50,000
55000	Parking Fines	478,140	448,076	469,710	450,000
57990	Miscellaneous Income	19,046	14,336	2,000	10,000
58000	Earning On Investments	79,792	35,949	25,000	15,000
	SUBTOTAL REVENUES	4,251,351	4,102,631	4,346,070	4,900,000
	TOTAL	4,251,351	4,102,631	4,346,070	4,900,000

PARKING FUND

COMMUNITY DEVELOPMENT		ACCOUNTING UNIT			
PARKING METER		02718131			
Account Code	LINE ITEM RESOURCES	ACTUAL FY 17-18	ACTUAL FY 18-19	ADOPTED FY 19-20	PROPOSED FY 20-21
61000	Salaries Regular	563,639	500,560	610,780	524,140
61010	Salaries Cash Out/Separation	0	10,623	0	0
61020	Salaries Part-Time	21,141	0	0	0
61040	Salaries Overtime	2,932	1,858	15,000	4,000
61100	Retirement-Employer Normal Cost	154,139	10,707	26,580	30,690
61101	Retirement - Employer Unfunded	0	87,569	121,980	0
61102	Retirement- Employer Unfunded- Miscellaneous	0	0	0	110,520
61120	Medicare Insurance	7,097	6,976	8,110	7,470
61130	Health Insurance	129,687	112,901	143,500	118,720
61170	Retiree Health Benefits	1,346	2,557	3,870	4,080
61180	Worker Compensation Insurance	19,447	23,002	30,070	34,470
	SUBTOTAL SALARIES & BENEFITS	899,427	756,753	959,890	834,090
62000	Utilities	1,427	2,004	2,500	2,500
62010	Communications	6,343	4,383	7,000	7,000
62012	Cellular Phone Charges	0	145	0	0
62120	Training, Transportation, Meetings	0	46	1,000	1,000
62140	Membership, Subscription & Dues	0	0	1,000	1,000
62200	Advertising	0	1,032	1,000	0
62300	Contract Services-Professional	219,712	307,430	385,000	385,000
62322	Maintenance & Repair Machinery	0	0	6,300	0
62700	Auto Expense	600	500	0	0
	SUBTOTAL CONTRACTUALS	228,082	315,539	403,800	396,500
63001	Miscellaneous Operating Expenses	12,289	46,186	62,900	62,900
63300	Gas & Diesel	2,124	1,624	2,900	4,130
	SUBTOTAL COMMODITIES	14,413	47,811	65,800	67,030
65010	Rental City Equipment	9,361	6,498	11,740	19,970
65011	Equipment Replacement Charges	15,960	8,535	6,060	13,820
65012	Accident Repair & Replacement	828	462	400	530
65020	City Yard Rental	13,715	13,715	13,760	13,760
65040	IT Maintenance Charge	250	0	49,400	49,400
65050	IT Department Specific	35,615	41,226	0	0
65100	Insurance Charges	13,945	28,798	29,440	36,740
65105	Benefits Overhead	0	0	0	1,770
65210	Delivery Charges	0	0	680	680
65220	Treasury Services Charges	12,685	0	12,700	12,700
65230	Hearing Officer Charges	0	0	6,000	6,000
65400	Indirect Costs	56,996	52,159	91,080	56,140
	SUBTOTAL FIXED CHARGES	159,355	151,393	221,260	211,510
66400	Machinery & Equipment	3,606	39,411	0	0
	SUBTOTAL CAPITAL	3,606	39,411	0	0
67200	Principal-Capital Lease	451	0	500	500
	SUBTOTAL DEBT SERVICE	451	0	500	500
68000	Transfer to Fund 051	0	428	0	0
	SUBTOTAL TRANSFERS	0	428	0	0
	TOTAL	1,305,334	1,311,335	1,651,250	1,509,630

PARKING FUND

COMMUNITY DEVELOPMENT		ACCOUNTING UNIT			
PARKING FACILITIES		02718132			
Account Code	LINE ITEM RESOURCES	ACTUAL FY 17-18	ACTUAL FY 18-19	ADOPTED FY 19-20	PROPOSED FY 20-21
61000	Salaries Regular	64,584	86,897	104,860	92,100
61010	Salaries Cash Out/Separation	2,401	0	0	0
61020	Salaries Part-Time	21,141	0	0	0
61040	Salaries Overtime	242	0	15,000	0
61100	Retirement-Employer Normal Cost	18,098	1,499	3,100	10,280
61101	Retirement - Employer Unfunded	0	12,259	13,020	0
61102	Retirement- Employer Unfunded- Miscellaneous	0	0	0	13,320
61120	Medicare Insurance	1,286	1,279	1,400	1,330
61130	Health Insurance	11,593	16,681	20,800	23,890
61180	Worker Compensation Insurance	2,057	3,896	4,780	5,920
	SUBTOTAL SALARIES & BENEFITS	121,401	122,511	162,960	146,840
62010	Communications	0	170	0	0
62012	Cellular Phone Charges	0	101	0	0
62251	Other Agency Services	993	1,005	3,000	1,200
62300	Contract Services-Professional	1,721,743	1,837,691	1,482,000	1,482,000
	SUBTOTAL CONTRACTUALS	1,722,736	1,838,966	1,485,000	1,483,200
63001	Miscellaneous Operating Expenses	8,746	6,220	4,600	9,000
	SUBTOTAL COMMODITIES	8,746	6,220	4,600	9,000
65040	IT Maintenance Charge	20	0	6,020	6,020
65050	IT Department Specific	700	2,677	0	0
65100	Insurance Charges	1,160	4,878	4,680	6,310
65105	Benefits Overhead	0	0	0	300
65210	Delivery Charges	0	0	110	110
65400	Indirect Costs	8,562	9,029	30,510	9,790
	SUBTOTAL FIXED CHARGES	10,442	16,583	41,320	22,530
66200	Building Improvement	0	0	260,700	0
	SUBTOTAL CAPITAL	0	0	260,700	0
	TOTAL	1,863,325	1,984,281	1,954,580	1,661,570

PARKING FUND

COMMUNITY DEVELOPMENT		ACCOUNTING UNIT			
DOWNTOWN ENHANCEMENTS		02718133			
Account Code	LINE ITEM RESOURCES	ACTUAL FY 17-18	ACTUAL FY 18-19	ADOPTED FY 19-20	PROPOSED FY 20-21
61000	Salaries Regular	633,926	620,927	552,580	803,850
61020	Salaries Part-Time	135	119	0	0
61040	Salaries Overtime	280,539	270,055	422,700	0
61100	Retirement-Employer Normal Cost	65,883	60,597	69,570	94,770
61101	Retirement - Employer Unfunded	0	495,605	554,920	0
61110	Part-Time Retirement	5	5	0	0
61120	Medicare Insurance	11,839	12,228	7,430	10,980
61130	Health Insurance	85,310	77,153	81,980	97,310
61170	Retiree Health Benefits	4,532	10,341	10,260	11,890
61180	Worker Compensation Insurance	56,833	39,953	48,610	31,190
	SUBTOTAL SALARIES & BENEFITS	1,139,001	1,586,983	1,748,050	1,049,990
62000	Utilities	9,770	10,483	17,000	17,000
62010	Communications	0	0	0	700
62012	Cellular Phone Charges	0	0	0	700
62140	Membership, Subscription & Dues	0	0	0	100
62300	Contract Services-Professional	715,313	869,047	1,000,000	1,000,000
	SUBTOTAL CONTRACTUALS	725,084	879,530	1,017,000	1,018,500
63001	Miscellaneous Operating Expenses	0	1,158	0	1,000
	SUBTOTAL COMMODITIES	0	1,158	0	1,000
65010	Rental City Equipment	0	0	0	5,200
65011	Equipment Replacement Charges	0	0	0	1,340
65012	Accident Repair & Replacement	0	0	0	140
65040	IT Maintenance Charge	0	0	24,100	24,100
65050	IT Department Specific	0	21,416	0	0
65100	Insurance Charges	0	50,019	47,590	33,240
65105	Benefits Overhead	0	0	0	1,600
65205	Internal Departments Personnel	169,766	26,461	0	0
65210	Delivery Charges	0	0	1,100	1,100
65400	Indirect Costs	88,625	92,585	84,050	85,450
	SUBTOTAL FIXED CHARGES	258,391	190,481	156,840	152,170
66200	Building Improvement	1,444,080	983,272	0	0
66220	Improvements Other Than Building	34,155	51,053	0	0
	SUBTOTAL CAPITAL	1,478,235	1,034,326	0	0
	TOTAL	3,600,711	3,692,479	2,921,890	2,221,660

**SANITARY SEWER SERVICE
DEPARTMENT RESOURCE SUMMARY**

PUBLIC WORKS

ACTIVITIES	ACTUAL FY 17-18	ACTUAL FY 18-19	ADOPTED FY 19-20	PROPOSED FY 20-21
REVENUES				
53720 Penalties & Service Charge	33,882	65,620	25,000	25,000
53721 NPDES Sewer	262,427	275,612	296,200	296,200
53733 Lateral Repair	474,889	519,685	524,000	0
53734 FOG Program	236,008	256,156	292,600	0
53902 Misc Service Charge	5,028,346	5,213,672	5,923,300	7,307,240
57010 Miscellaneous Recoveries	2,605	0	0	0
57993 Write Off Collections	0	3	0	0
58000 Earning On Investments	83,791	127,196	80,000	123,430
58002 Net Increase (Decrease) In Fai	(155,245)	155,245	0	0
TOTAL REVENUES	5,966,703	6,613,189	7,141,100	7,751,870
EXPENDITURES				
05617019 SEWER INTERFUND TRANSFER	262,427	275,612	250,000	250,000
05617640 SANITARY SEWER SERVICE	4,942,015	6,261,058	8,504,590	7,782,640
TOTAL EXPENDITURES	5,204,443	6,536,669	8,754,590	8,032,640
OPERATING EXPENSES	ACTUAL FY 17-18	ACTUAL FY 18-19	ADOPTED FY 19-20	PROPOSED FY 20-21
61000 SALARIES & BENEFITS	1,846,593	1,664,942	2,669,940	2,706,790
62000 CONTRACTUALS	1,796,900	2,269,015	2,722,600	2,054,300
63000 COMMODITIES	338,507	338,555	334,400	614,330
65000 FIXED CHARGES	776,447	1,133,044	1,273,650	1,384,220
66000 CAPITAL	183,568	855,501	1,504,000	1,023,000
68000 TRANSFERS	262,427	275,612	250,000	250,000
TOTAL	5,204,443	6,536,669	8,754,590	8,032,640

SANITARY SEWER SERVICE

PUBLIC WORKS		ACCOUNTING UNIT			
SANITARY SEWER SERVICE		05617002			
Account Code	LINE ITEM RESOURCES	ACTUAL FY 17-18	ACTUAL FY 18-19	ADOPTED FY 19-20	PROPOSED FY 20-21
53720	Penalties & Service Charge	33,882	65,620	25,000	25,000
53721	NPDES Sewer	262,427	275,612	296,200	296,200
53733	Lateral Repair	474,889	519,685	524,000	0
53734	FOG Program	236,008	256,156	292,600	0
53902	Misc Service Charge	5,028,346	5,213,672	5,923,300	7,307,240
57010	Miscellaneous Recoveries	2,605	0	0	0
57993	Write Off Collections	0	3	0	0
58000	Earning On Investments	83,791	127,196	80,000	123,430
58002	Net Increase (Decrease) In Fai	(155,245)	155,245	0	0
	SUBTOTAL REVENUES	5,966,703	6,613,189	7,141,100	7,751,870
	TOTAL	5,966,703	6,613,189	7,141,100	7,751,870

SANITARY SEWER SERVICE

PUBLIC WORKS		ACCOUNTING UNIT			
SEWER INTERFUND TRANSFER		05617019			
Account Code	LINE ITEM RESOURCES	ACTUAL FY 17-18	ACTUAL FY 18-19	ADOPTED FY 19-20	PROPOSED FY 20-21
68000	Transfer to Fund 057	262,427	275,612	250,000	250,000
	SUBTOTAL TRANSFERS	262,427	275,612	250,000	250,000
	TOTAL	262,427	275,612	250,000	250,000

SANITARY SEWER SERVICE

PUBLIC WORKS		ACCOUNTING UNIT			
SANITARY SEWER SERVICE		05617640			
Account Code	LINE ITEM RESOURCES	ACTUAL FY 17-18	ACTUAL FY 18-19	ADOPTED FY 19-20	PROPOSED FY 20-21
61000	Salaries Regular	1,070,442	987,130	1,702,700	1,555,070
61010	Salaries Cash Out/Separation	21,470	0	0	0
61020	Salaries Part-Time	21,362	36,714	54,100	54,100
61040	Salaries Overtime	86,918	105,255	135,600	135,600
61100	Retirement-Employer Normal Cost	271,858	26,565	71,700	112,650
61101	Retirement - Employer Unfunded	0	217,267	210,800	0
61102	Retirement- Employer Unfunded- Miscellaneous	0	0	0	357,120
61110	Part-Time Retirement	801	1,092	0	0
61120	Medicare Insurance	17,394	16,346	17,210	22,490
61130	Health Insurance	230,824	213,131	297,630	361,280
61170	Retiree Health Benefits	0	0	0	900
61180	Worker Compensation Insurance	125,524	61,442	180,200	107,580
	SUBTOTAL SALARIES & BENEFITS	1,846,593	1,664,942	2,669,940	2,706,790
62010	Communications	2,104	1,688	5,500	5,500
62120	Training, Transportation, Meetings	22,286	9,100	9,000	9,000
62140	Membership, Subscription & Dues	18,471	32,679	50,800	58,500
62300	Contract Services-Professional	1,754,039	2,217,420	2,647,300	1,971,300
62322	Maintenance & Repair Machinery	0	8,128	10,000	10,000
	SUBTOTAL CONTRACTUALS	1,796,900	2,269,015	2,722,600	2,054,300
63001	Miscellaneous Operating Expenses	310,307	308,745	301,900	568,000
63300	Gas & Diesel	28,200	29,810	32,500	46,330
	SUBTOTAL COMMODITIES	338,507	338,555	334,400	614,330
65010	Rental City Equipment	148,340	170,135	120,900	120,900
65011	Equipment Replacement Charges	106,108	132,362	153,700	153,700
65012	Accident Repair & Replacement	2,733	2,689	2,200	2,200
65040	IT Maintenance Charge	0	0	102,100	102,100
65050	IT Department Specific	0	91,019	0	0
65100	Insurance Charges	0	178,910	176,420	281,910
65105	Benefits Overhead	0	0	0	5,080
65210	Delivery Charges	0	0	990	990
65220	Treasury Services Charges	0	127,743	144,740	144,740
65240	Public Works Administrative Ch	418,815	331,295	418,800	418,800
65400	Indirect Costs	100,451	98,892	153,800	153,800
	SUBTOTAL FIXED CHARGES	776,447	1,133,044	1,273,650	1,384,220
66400	Machinery & Equipment	183,568	855,501	1,504,000	1,023,000
	SUBTOTAL CAPITAL	183,568	855,501	1,504,000	1,023,000
	TOTAL	4,942,015	6,261,058	8,504,590	7,782,640

**FED CLEAN WATER PROTECTION ENT
DEPARTMENT RESOURCE SUMMARY**

PUBLIC WORKS

ACTIVITIES		ACTUAL FY 17-18	ACTUAL FY 18-19	ADOPTED FY 19-20	PROPOSED FY 20-21
REVENUES					
53604	NPDES Public Improvement Plan	231,898	290,269	161,000	235,000
53621	NPDES Building Permit	77,635	142,376	95,000	95,000
53622	NPDES Plumbing Permit	48,854	69,299	50,000	50,000
53623	NPDES Grading Permit	22,392	45,021	25,000	25,000
53708	NPDES Sewer Lateral	3,720	5,796	3,200	5,000
53711	NPDES Street Work Permit	269,261	299,419	138,000	265,000
57000	Expense Reimbursement	2,115	11,381	0	0
57010	Miscellaneous Recoveries	1,212	300	0	0
57014	OC Flood Contribution	461,507	266,205	0	0
57015	OCWD Contribution	0	0	0	1,000,000
57016	IRWD Contribution	60,740	40,680	0	0
57017	City of Newport Beach Contribu	458,421	292,555	0	0
58000	Earning On Investments	83,695	103,888	50,000	60,000
59000-056	Transfer From Fund 056	262,427	275,612	250,000	250,000
59000-060	Transfer From Fund 060	1,347,355	1,323,705	1,280,800	1,280,800
59000-069	Transfer From Fund 069	943,685	912,410	1,010,000	1,149,350
	TOTAL REVENUES	4,274,917	4,078,915	3,063,000	4,415,150
EXPENDITURES					
05717019	FED CLEAN WATER INTERFUND TRAN	0	0	200,000	200,000
05717640	FED CLEAN WATER PROTECTION ENT	3,485,990	2,683,627	4,792,510	3,791,220
05717660	DELHI DIVERSION PROJECT	951,552	599,440	0	1,000,000
	TOTAL EXPENDITURES	4,437,542	3,283,067	4,992,510	4,991,220
OPERATING EXPENSES		ACTUAL FY 17-18	ACTUAL FY 18-19	ADOPTED FY 19-20	PROPOSED FY 20-21
61000	SALARIES & BENEFITS	883,812	716,378	1,396,210	696,700
62000	CONTRACTUALS	1,396,436	1,432,170	2,015,000	2,240,280
63000	COMMODITIES	5,959	3,717	46,900	28,420
65000	FIXED CHARGES	310,893	350,423	434,400	500,820
66000	CAPITAL	1,840,441	780,379	900,000	1,325,000
68000	TRANSFERS	0	0	200,000	200,000
	TOTAL	4,437,542	3,283,067	4,992,510	4,991,220

FED CLEAN WATER PROTECTION ENT

PUBLIC WORKS		ACCOUNTING UNIT			
FED CLEAN WATER PROTECTION ENT		05717002			
Account Code	LINE ITEM RESOURCES	ACTUAL FY 17-18	ACTUAL FY 18-19	ADOPTED FY 19-20	PROPOSED FY 20-21
53604	NPDES Public Improvement Plan	231,898	290,269	161,000	235,000
53621	NPDES Building Permit	77,635	142,376	95,000	95,000
53622	NPDES Plumbing Permit	48,854	69,299	50,000	50,000
53623	NPDES Grading Permit	22,392	45,021	25,000	25,000
53708	NPDES Sewer Lateral	3,720	5,796	3,200	5,000
53711	NPDES Street Work Permit	269,261	299,419	138,000	265,000
57000	Expense Reimbursement	2,115	11,381	0	0
57010	Miscellaneous Recoveries	1,212	300	0	0
57014	OC Flood Contribution	461,507	266,205	0	0
57015	OCWD Contribution	0	0	0	1,000,000
57016	IRWD Contribution	60,740	40,680	0	0
57017	City of Newport Beach Contribu	458,421	292,555	0	0
58000	Earning On Investments	83,695	103,888	50,000	60,000
59000	Transfer From Fund 056	262,427	275,612	250,000	250,000
59000	Transfer From Fund 060	1,347,355	1,323,705	1,280,800	1,280,800
59000	Transfer From Fund 069	943,685	912,410	1,010,000	1,149,350
	SUBTOTAL REVENUES	4,274,917	4,078,915	3,063,000	4,415,150
	TOTAL	4,274,917	4,078,915	3,063,000	4,415,150

FED CLEAN WATER PROTECTION ENT

PUBLIC WORKS		ACCOUNTING UNIT			
FED CLEAN WATER INTERFUND TRAN		05717019			
Account Code	LINE ITEM RESOURCES	ACTUAL FY 17-18	ACTUAL FY 18-19	ADOPTED FY 19-20	PROPOSED FY 20-21
68000	Transfer to Fund 068	0	0	200,000	200,000
	SUBTOTAL TRANSFERS	0	0	200,000	200,000
	TOTAL	0	0	200,000	200,000

FED CLEAN WATER PROTECTION ENT

PUBLIC WORKS		ACCOUNTING UNIT			
FED CLEAN WATER PROTECTION ENT		05717640			
Account Code	LINE ITEM RESOURCES	ACTUAL FY 17-18	ACTUAL FY 18-19	ADOPTED FY 19-20	PROPOSED FY 20-21
61000	Salaries Regular	577,284	451,383	863,470	335,950
61020	Salaries Part-Time	15,058	9,705	16,200	16,770
61040	Salaries Overtime	15,293	21,083	50,000	40,000
61100	Retirement-Employer Normal Cost	162,218	14,973	55,350	31,190
61101	Retirement - Employer Unfunded	0	122,461	161,700	0
61102	Retirement- Employer Unfunded- Miscellaneous	0	0	0	158,040
61110	Part-Time Retirement	565	364	0	0
61120	Medicare Insurance	8,876	6,854	11,540	4,870
61130	Health Insurance	87,529	63,317	159,020	55,340
61170	Retiree Health Benefits	0	0	0	670
61180	Worker Compensation Insurance	16,988	26,238	78,930	53,870
	SUBTOTAL SALARIES & BENEFITS	883,812	716,378	1,396,210	696,700
62010	Communications	2,910	4,295	4,000	4,000
62120	Training, Transportation, Meetings	2,831	3,372	15,000	15,000
62140	Membership, Subscription & Dues	1,420	1,430	0	1,400
62300	Contract Services-Professional	1,389,276	1,423,074	1,996,000	2,219,880
	SUBTOTAL CONTRACTUALS	1,396,436	1,432,170	2,015,000	2,240,280
63001	Miscellaneous Operating Expenses	3,420	1,150	44,500	25,000
63300	Gas & Diesel	2,539	2,567	2,400	3,420
	SUBTOTAL COMMODITIES	5,959	3,717	46,900	28,420
65010	Rental City Equipment	19,284	19,284	20,100	20,100
65012	Accident Repair & Replacement	1,440	1,008	1,000	1,000
65040	IT Maintenance Charge	0	0	48,190	48,190
65050	IT Department Specific	0	42,833	0	0
65100	Insurance Charges	28,885	76,402	77,280	141,160
65105	Benefits Overhead	0	0	0	2,540
65205	Internal Departments Personnel	11,465	14,697	0	0
65210	Delivery Charges	0	0	430	430
65240	Public Works Administrative Ch	199,015	154,060	199,100	199,100
65400	Indirect Costs	50,805	42,139	88,300	88,300
	SUBTOTAL FIXED CHARGES	310,893	350,423	434,400	500,820
66220	Improvements Other Than Building	888,889	180,940	800,000	250,000
66400	Machinery & Equipment	0	0	100,000	75,000
	SUBTOTAL CAPITAL	888,889	180,940	900,000	325,000
	TOTAL	3,485,990	2,683,627	4,792,510	3,791,220

FED CLEAN WATER PROTECTION ENT

PUBLIC WORKS		ACCOUNTING UNIT			
DELHI DIVERSION PROJECT		05717660			
Account Code	LINE ITEM RESOURCES	ACTUAL FY 17-18	ACTUAL FY 18-19	ADOPTED FY 19-20	PROPOSED FY 20-21
66220	Improvements Other Than Building	951,552	599,440	0	1,000,000
	SUBTOTAL CAPITAL	951,552	599,440	0	1,000,000
	TOTAL	951,552	599,440	0	1,000,000

**WATER REVENUE
DEPARTMENT RESOURCE SUMMARY**

PUBLIC WORKS

ACTIVITIES	ACTUAL FY 17-18	ACTUAL FY 18-19	ADOPTED FY 19-20	PROPOSED FY 20-21
REVENUES				
53709 Connection Charge	95,365	85,442	0	0
53712 Water Sales - Regular	43,807,098	42,513,909	43,684,400	53,217,200
53713 Fireline Service Charge	377,822	400,946	378,200	378,200
53714 Basic Service Charge	8,392,030	9,741,473	8,647,600	10,472,670
53715 Re-Connection Charge	111,321	104,025	78,100	99,000
53716 After Hours Service Charge	9,490	10,019	7,900	9,500
53717 Tag Fee	166,859	175,494	108,600	155,000
53720 Penalties & Service Charge	772,078	531,827	736,000	571,500
53722 NPDES Water	1,347,355	1,323,705	1,310,500	1,310,500
53725 Water Sales - Miscellaneous	49,933	82,922	74,500	110,000
53735 Water Sales-Recycled Water	0	0	315,700	278,980
53736 Basic Service Charge-Recycled	0	0	73,500	81,560
57006 Expense Reimbursement-Condemn	2,832	75	0	0
57010 Miscellaneous Recoveries	15,436	620,706	0	0
57011 Miscellaneous Cost Refunds	0	0	0	2,000
57363 Cell Tower Lease Agreement	20,473	17,324	18,000	12,600
57960 Rental Of Property	241,564	534,317	237,100	300,000
57993 Write Off Collections	95,367	73,356	0	44,000
58000 Earning On Investments	531,183	744,146	440,000	574,000
58002 Net Increase (Decrease) In Fai	(578,513)	946,921	0	0
58003 Investment Income-Debt Service	122	142	0	0
TOTAL REVENUES	55,457,815	57,906,751	56,110,100	67,616,710
EXPENDITURES				
06017019 WATER - INTERFUND TRANSFER	5,747,355	4,323,705	18,481,600	18,481,600
06017020 WATER DEBT SERVICE	645,068	635,492	1,359,200	1,360,950
06017640 WATER UTY WTR PROD & SUPPLY	28,291,222	27,507,390	33,289,760	32,785,150
06017641 WATER SYSTEM MAINT	4,714,761	5,604,070	6,981,090	6,587,170
06017642 WATER-MISC EXPENSES	6,803,029	5,952,279	6,158,200	4,567,000
06017644 WATER QUALITY	2,680,919	1,489,433	1,710,540	1,639,170
06017645 WATER ADMIN/ENGINEERING	3,824,556	4,435,527	7,082,380	8,097,880
06017646 WATER METER SERVICES	0	880,866	2,320,710	2,342,320
06017647 RECYCLED WATER	0	244,147	363,600	319,610
TOTAL EXPENDITURES	52,706,911	51,072,909	77,747,080	76,180,850
OPERATING EXPENSES	ACTUAL FY 17-18	ACTUAL FY 18-19	ADOPTED FY 19-20	PROPOSED FY 20-21
61000 SALARIES & BENEFITS	5,282,524	5,554,037	8,718,280	8,616,400
62000 CONTRACTUALS	17,511,619	19,200,248	22,727,900	23,259,810
63000 COMMODITIES	12,010,054	10,693,962	13,413,700	13,044,680
65000 FIXED CHARGES	10,885,043	9,088,288	10,040,500	8,739,110
66000 CAPITAL	604,521	1,558,993	2,990,600	2,663,000
67000 DEBT SERVICE	665,795	633,242	1,374,500	1,376,250
68000 TRANSFERS	5,747,355	4,344,138	18,481,600	18,481,600
TOTAL	52,706,911	51,072,909	77,747,080	76,180,850

WATER REVENUE

PUBLIC WORKS		ACCOUNTING UNIT			
PUB WKS WATER REVENUE		06017002			
Account Code	LINE ITEM RESOURCES	ACTUAL FY 17-18	ACTUAL FY 18-19	ADOPTED FY 19-20	PROPOSED FY 20-21
53709	Connection Charge	95,365	85,442	0	0
53712	Water Sales - Regular	43,807,098	42,513,909	43,684,400	53,217,200
53713	Fireline Service Charge	377,822	400,946	378,200	378,200
53714	Basic Service Charge	8,392,030	9,741,473	8,647,600	10,472,670
53715	Re-Connection Charge	111,321	104,025	78,100	99,000
53716	After Hours Service Charge	9,490	10,019	7,900	9,500
53717	Tag Fee	166,859	175,494	108,600	155,000
53720	Penalties & Service Charge	772,078	531,827	736,000	571,500
53722	NPDES Water	1,347,355	1,323,705	1,310,500	1,310,500
53725	Water Sales - Miscellaneous	49,933	82,922	74,500	110,000
53735	Water Sales-Recycled Water	0	0	315,700	278,980
53736	Basic Service Charge-Recycled	0	0	73,500	81,560
57006	Expense Reimbursement-Condemn	2,832	75	0	0
57010	Miscellaneous Recoveries	15,436	620,706	0	0
57011	Miscellaneous Cost Refunds	0	0	0	2,000
57363	Cell Tower Lease Agreement	20,473	17,324	18,000	12,600
57960	Rental Of Property	241,564	534,317	237,100	300,000
57993	Write Off Collections	95,367	73,356	0	44,000
58000	Earning On Investments	531,183	744,146	440,000	574,000
58002	Net Increase (Decrease) In Fai	(578,513)	946,921	0	0
58003	Investment Income-Debt Service	122	142	0	0
	SUBTOTAL REVENUES	55,457,815	57,906,751	56,110,100	67,616,710
	TOTAL	55,457,815	57,906,751	56,110,100	67,616,710

WATER REVENUE

PUBLIC WORKS		ACCOUNTING UNIT			
WATER - INTERFUND TRANSFER		06017019			
Account Code	LINE ITEM RESOURCES	ACTUAL FY 17-18	ACTUAL FY 18-19	ADOPTED FY 19-20	PROPOSED FY 20-21
68000	Transfer to Fund 057	1,347,355	1,323,705	1,280,800	1,280,800
68000	Transfer to Fund 066	4,400,000	3,000,000	17,200,800	17,200,800
	SUBTOTAL TRANSFERS	5,747,355	4,323,705	18,481,600	18,481,600
	TOTAL	5,747,355	4,323,705	18,481,600	18,481,600

WATER REVENUE

PUBLIC WORKS		ACCOUNTING UNIT			
WATER DEBT SERVICE		06017020			
Account Code	LINE ITEM RESOURCES	ACTUAL FY 17-18	ACTUAL FY 18-19	ADOPTED FY 19-20	PROPOSED FY 20-21
62300	Contract Services-Professional	0	2,250	2,500	2,500
62401	Trustee Fee	0	0	3,000	3,000
	SUBTOTAL CONTRACTUALS	0	2,250	5,500	5,500
67110	Interest-Debt Services	716	0	0	0
67300	Bond Principal	0	0	745,000	785,000
67310	Bond Interest	644,352	633,242	608,700	570,450
	SUBTOTAL DEBT SERVICE	645,068	633,242	1,353,700	1,355,450
	TOTAL	645,068	635,492	1,359,200	1,360,950

WATER REVENUE

PUBLIC WORKS		ACCOUNTING UNIT			
WATER UTY WTR PROD & SUPPLY		06017640			
Account Code	LINE ITEM RESOURCES	ACTUAL FY 17-18	ACTUAL FY 18-19	ADOPTED FY 19-20	PROPOSED FY 20-21
61000	Salaries Regular	649,639	679,217	1,034,080	1,016,910
61020	Salaries Part-Time	53,032	39,875	74,000	76,590
61040	Salaries Overtime	164,471	165,306	226,800	180,000
61100	Retirement-Employer Normal Cost	161,578	19,814	72,670	77,460
61101	Retirement - Employer Unfunded	0	162,049	204,500	0
61102	Retirement- Employer Unfunded- Miscellaneous	0	0	0	191,400
61110	Part-Time Retirement	1,989	1,495	0	0
61120	Medicare Insurance	12,088	12,262	14,420	14,670
61130	Health Insurance	102,292	108,862	220,810	216,240
61170	Retiree Health Benefits	0	0	0	1,310
61180	Worker Compensation Insurance	61,042	48,126	142,700	67,860
	SUBTOTAL SALARIES & BENEFITS	1,206,130	1,237,006	1,989,980	1,842,440
62000	Utilities	1,621,274	1,952,814	1,975,300	2,011,010
62010	Communications	45,978	39,430	45,000	45,000
62120	Training, Transportation, Meetings	41,730	10,420	41,200	41,200
62140	Membership, Subscription & Dues	141,910	132,441	192,000	260,000
62300	Contract Services-Professional	13,076,456	13,881,739	16,029,300	15,854,650
62320	Maintenance & Repair Buildings	39,428	23,992	50,000	50,000
62321	Maintenance & Repair Improve	8,710	13,500	25,000	20,000
62322	Maintenance & Repair Machinery	20,793	641	31,000	15,000
62500	Rent Payments	0	0	232,400	232,400
	SUBTOTAL CONTRACTUALS	14,996,278	16,054,977	18,621,200	18,529,260
63001	Miscellaneous Operating Expenses	10,789,587	9,163,453	11,455,300	10,865,100
63300	Gas & Diesel	21,199	27,075	21,300	30,360
	SUBTOTAL COMMODITIES	10,810,787	9,190,528	11,476,600	10,895,460
65010	Rental City Equipment	45,576	56,402	44,100	44,100
65011	Equipment Replacement Charges	41,944	55,343	30,300	30,300
65012	Accident Repair & Replacement	3,720	3,354	1,600	1,600
65040	IT Maintenance Charge	0	0	73,190	73,190
65050	IT Department Specific	517,480	65,320	0	0
65100	Insurance Charges	401,550	140,136	139,700	177,810
65105	Benefits Overhead	0	0	0	3,200
65210	Delivery Charges	0	0	790	790
65400	Indirect Costs	72,571	77,423	133,200	133,200
	SUBTOTAL FIXED CHARGES	1,082,841	397,978	422,880	464,190
66400	Machinery & Equipment	174,460	606,468	758,300	1,033,000
	SUBTOTAL CAPITAL	174,460	606,468	758,300	1,033,000
67200	Principal-Capital Lease	20,726	0	20,800	20,800
	SUBTOTAL DEBT SERVICE	20,726	0	20,800	20,800
68000	Transfer to Fund 051	0	20,433	0	0
	SUBTOTAL TRANSFERS	0	20,433	0	0
	TOTAL	28,291,222	27,507,390	33,289,760	32,785,150

WATER REVENUE

PUBLIC WORKS		ACCOUNTING UNIT			
WATER SYSTEM MAINT		06017641			
Account Code	LINE ITEM RESOURCES	ACTUAL FY 17-18	ACTUAL FY 18-19	ADOPTED FY 19-20	PROPOSED FY 20-21
61000	Salaries Regular	997,322	1,161,869	1,254,200	1,227,200
61010	Salaries Cash Out/Separation	6,948	7,540	0	0
61020	Salaries Part-Time	20,130	9,510	56,800	58,790
61040	Salaries Overtime	174,391	255,920	387,000	387,000
61100	Retirement-Employer Normal Cost	269,701	36,095	69,210	79,850
61101	Retirement - Employer Unfunded	0	295,207	368,800	0
61102	Retirement- Employer Unfunded- Miscellaneous	0	0	0	368,640
61110	Part-Time Retirement	110	318	0	0
61120	Medicare Insurance	17,277	19,182	15,810	17,730
61130	Health Insurance	244,938	291,843	330,850	315,880
61170	Retiree Health Benefits	0	0	0	460
61180	Worker Compensation Insurance	115,414	78,079	231,630	80,280
	SUBTOTAL SALARIES & BENEFITS	1,846,230	2,155,563	2,714,300	2,535,830
62010	Communications	16,134	16,538	20,000	20,000
62120	Training, Transportation, Meetings	27,494	16,650	20,000	20,000
62140	Membership, Subscription & Dues	10,973	29,003	41,000	46,000
62300	Contract Services-Professional	731,044	1,134,671	1,393,100	1,018,000
62320	Maintenance & Repair Buildings	0	3,755	25,000	25,000
62322	Maintenance & Repair Machinery	1,346	0	11,000	11,000
	SUBTOTAL CONTRACTUALS	786,990	1,200,617	1,510,100	1,140,000
63001	Miscellaneous Operating Expenses	598,107	579,757	551,000	673,000
63300	Gas & Diesel	57,677	61,482	71,100	101,360
	SUBTOTAL COMMODITIES	655,783	641,239	622,100	774,360
65010	Rental City Equipment	273,997	248,898	298,000	298,000
65011	Equipment Replacement Charges	119,517	140,994	156,300	156,300
65012	Accident Repair & Replacement	4,444	4,644	4,800	4,800
65020	City Yard Rental	208,015	208,015	228,770	228,770
65040	IT Maintenance Charge	0	0	94,880	94,880
65050	IT Department Specific	129,200	84,595	0	0
65100	Insurance Charges	211,530	227,355	226,770	210,370
65105	Benefits Overhead	0	0	0	3,790
65210	Delivery Charges	0	0	1,270	1,270
65400	Indirect Costs	99,750	125,012	138,800	138,800
	SUBTOTAL FIXED CHARGES	1,046,453	1,039,514	1,149,590	1,136,980
66400	Machinery & Equipment	379,305	567,139	985,000	1,000,000
	SUBTOTAL CAPITAL	379,305	567,139	985,000	1,000,000
	TOTAL	4,714,761	5,604,070	6,981,090	6,587,170

WATER REVENUE

PUBLIC WORKS		ACCOUNTING UNIT			
WATER-MISC EXPENSES		06017642			
Account Code	LINE ITEM RESOURCES	ACTUAL FY 17-18	ACTUAL FY 18-19	ADOPTED FY 19-20	PROPOSED FY 20-21
62000	Utilities	2,063	998	0	0
62251	Other Agency Services	10,078	10,316	29,100	29,100
	SUBTOTAL CONTRACTUALS	12,141	11,313	29,100	29,100
65040	IT Maintenance Charge	298,425	0	0	0
65220	Treasury Services Charges	1,954,545	1,403,046	1,591,200	0
65500	General Fund Overhead	4,537,918	4,537,920	4,537,900	4,537,900
	SUBTOTAL FIXED CHARGES	6,790,888	5,940,966	6,129,100	4,537,900
	TOTAL	6,803,029	5,952,279	6,158,200	4,567,000

WATER REVENUE

PUBLIC WORKS		ACCOUNTING UNIT			
WATER QUALITY		06017644			
Account Code	LINE ITEM RESOURCES	ACTUAL FY 17-18	ACTUAL FY 18-19	ADOPTED FY 19-20	PROPOSED FY 20-21
61000	Salaries Regular	628,720	319,147	352,750	376,530
61020	Salaries Part-Time	70,440	57,959	64,500	66,760
61040	Salaries Overtime	99,094	55,043	200,000	100,000
61100	Retirement-Employer Normal Cost	164,686	7,527	27,020	25,160
61101	Retirement - Employer Unfunded	0	61,558	65,000	0
61102	Retirement- Employer Unfunded- Miscellaneous	0	0	0	94,800
61110	Part-Time Retirement	2,642	2,173	0	0
61120	Medicare Insurance	9,782	5,774	4,940	5,450
61130	Health Insurance	108,949	47,634	63,780	66,390
61170	Retiree Health Benefits	0	0	0	450
61180	Worker Compensation Insurance	81,997	23,516	71,030	25,550
	SUBTOTAL SALARIES & BENEFITS	1,166,309	580,332	849,020	761,090
62010	Communications	9,387	7,152	4,500	4,500
62120	Training, Transportation, Meetings	15,795	6,531	3,300	3,300
62140	Membership, Subscription & Dues	17,406	29,411	18,900	18,900
62300	Contract Services-Professional	766,658	158,829	310,500	310,500
62322	Maintenance & Repair Machinery	0	0	3,000	3,000
	SUBTOTAL CONTRACTUALS	809,247	201,924	340,200	340,200
63001	Miscellaneous Operating Expenses	456,611	229,636	238,100	254,500
63300	Gas & Diesel	15,826	20,187	3,600	5,130
	SUBTOTAL COMMODITIES	472,436	249,823	241,700	259,630
65010	Rental City Equipment	34,408	33,000	22,000	22,000
65011	Equipment Replacement Charges	30,096	7,524	18,300	18,300
65012	Accident Repair & Replacement	3,024	1,929	700	700
65040	IT Maintenance Charge	0	0	22,590	22,590
65050	IT Department Specific	45,675	20,346	0	0
65100	Insurance Charges	52,910	68,476	69,540	66,960
65105	Benefits Overhead	0	0	0	1,210
65210	Delivery Charges	0	0	390	390
65400	Indirect Costs	66,814	37,856	66,100	66,100
	SUBTOTAL FIXED CHARGES	232,927	169,131	199,620	198,250
66400	Machinery & Equipment	0	288,223	80,000	80,000
	SUBTOTAL CAPITAL	0	288,223	80,000	80,000
	TOTAL	2,680,919	1,489,433	1,710,540	1,639,170

WATER REVENUE

PUBLIC WORKS		ACCOUNTING UNIT			
WATER ADMIN/ENGINEERING		06017645			
Account Code	LINE ITEM RESOURCES	ACTUAL FY 17-18	ACTUAL FY 18-19	ADOPTED FY 19-20	PROPOSED FY 20-21
61000	Salaries Regular	676,770	779,771	1,792,730	1,717,680
61010	Salaries Cash Out/Separation	0	7,995	0	0
61020	Salaries Part-Time	50,231	55,906	68,900	71,310
61040	Salaries Overtime	12,761	27,221	15,100	30,000
61100	Retirement-Employer Normal Cost	193,484	22,842	45,110	124,290
61101	Retirement - Employer Unfunded	0	186,815	242,800	0
61102	Retirement- Employer Unfunded- Miscellaneous	0	0	0	246,240
61110	Part-Time Retirement	1,884	2,097	0	0
61120	Medicare Insurance	10,535	12,303	13,690	24,850
61130	Health Insurance	103,143	122,894	165,750	321,470
61170	Retiree Health Benefits	0	0	0	2,250
61180	Worker Compensation Insurance	15,046	47,391	136,770	114,000
	SUBTOTAL SALARIES & BENEFITS	1,063,854	1,265,236	2,480,850	2,652,090
62010	Communications	9,021	15,127	6,600	8,250
62120	Training, Transportation, Meetings	8,207	4,743	8,000	16,000
62140	Membership, Subscription & Dues	13,416	28,943	15,600	15,600
62300	Contract Services-Professional	876,320	1,485,435	1,664,100	2,653,800
62322	Maintenance & Repair Machinery	0	3,450	5,000	5,000
	SUBTOTAL CONTRACTUALS	906,963	1,537,697	1,699,300	2,698,650
63001	Miscellaneous Operating Expenses	66,006	79,232	142,000	285,000
63300	Gas & Diesel	5,042	4,673	4,000	5,700
	SUBTOTAL COMMODITIES	71,048	83,905	146,000	290,700
65010	Rental City Equipment	14,398	10,923	16,200	16,200
65011	Equipment Replacement Charges	9,442	16,506	13,200	13,200
65012	Accident Repair & Replacement	1,288	1,107	1,100	1,100
65040	IT Maintenance Charge	0	0	39,160	39,160
65050	IT Department Specific	81,780	34,802	159,920	159,920
65100	Insurance Charges	78,215	137,996	133,900	298,730
65105	Benefits Overhead	0	0	0	5,380
65210	Delivery Charges	0	0	750	750
65240	Public Works Administrative Ch	1,484,895	1,174,585	1,484,900	1,484,900
65400	Indirect Costs	61,916	75,606	117,100	167,100
	SUBTOTAL FIXED CHARGES	1,731,934	1,451,525	1,966,230	2,186,440
66400	Machinery & Equipment	50,757	97,163	790,000	270,000
	SUBTOTAL CAPITAL	50,757	97,163	790,000	270,000
	TOTAL	3,824,556	4,435,527	7,082,380	8,097,880

WATER REVENUE

PUBLIC WORKS		ACCOUNTING UNIT			
WATER METER SERVICES		06017646			
Account Code	LINE ITEM RESOURCES	ACTUAL FY 17-18	ACTUAL FY 18-19	ADOPTED FY 19-20	PROPOSED FY 20-21
61000	Salaries Regular	0	192,515	411,910	417,900
61020	Salaries Part-Time	0	20,193	54,100	56,000
61040	Salaries Overtime	0	21,779	0	100,000
61100	Retirement-Employer Normal Cost	0	3,297	12,210	21,660
61101	Retirement - Employer Unfunded	0	26,962	26,100	0
61102	Retirement- Employer Unfunded- Miscellaneous	0	0	0	48,360
61110	Part-Time Retirement	0	757	0	0
61120	Medicare Insurance	0	3,260	5,510	6,030
61130	Health Insurance	0	34,377	89,220	90,160
61180	Worker Compensation Insurance	0	12,760	34,690	28,540
	SUBTOTAL SALARIES & BENEFITS	0	315,901	633,740	768,650
62010	Communications	0	4,743	4,500	4,500
62120	Training, Transportation, Meetings	0	465	3,300	3,300
62140	Membership, Subscription & Dues	0	4,923	3,000	3,300
62300	Contract Services-Professional	0	181,116	458,700	503,000
62322	Maintenance & Repair Machinery	0	0	3,000	3,000
	SUBTOTAL CONTRACTUALS	0	191,247	472,500	517,100
63001	Miscellaneous Operating Expenses	0	287,221	658,500	550,500
63300	Gas & Diesel	0	0	12,300	17,530
	SUBTOTAL COMMODITIES	0	287,221	670,800	568,030
65010	Rental City Equipment	0	0	34,800	34,800
65011	Equipment Replacement Charges	0	22,572	16,100	16,100
65012	Accident Repair & Replacement	0	0	1,300	1,300
65040	IT Maintenance Charge	0	0	30,120	30,120
65050	IT Department Specific	0	26,770	0	0
65100	Insurance Charges	0	37,155	33,960	74,780
65105	Benefits Overhead	0	0	0	1,350
65210	Delivery Charges	0	0	190	190
65400	Indirect Costs	0	0	49,900	49,900
	SUBTOTAL FIXED CHARGES	0	86,497	166,370	208,540
66400	Machinery & Equipment	0	0	377,300	280,000
	SUBTOTAL CAPITAL	0	0	377,300	280,000
	TOTAL	0	880,866	2,320,710	2,342,320

WATER REVENUE

PUBLIC WORKS		ACCOUNTING UNIT			
RECYCLED WATER		06017647			
Account Code	LINE ITEM RESOURCES	ACTUAL FY 17-18	ACTUAL FY 18-19	ADOPTED FY 19-20	PROPOSED FY 20-21
61000	Salaries Regular	0	0	34,300	39,520
61100	Retirement-Employer Normal Cost	0	0	3,760	4,770
61120	Medicare Insurance	0	0	490	580
61130	Health Insurance	0	0	11,840	11,430
	SUBTOTAL SALARIES & BENEFITS	0	0	50,390	56,300
62300	Contract Services-Professional	0	223	50,000	0
	SUBTOTAL CONTRACTUALS	0	223	50,000	0
63001	Miscellaneous Operating Expenses	0	241,247	256,500	256,500
	SUBTOTAL COMMODITIES	0	241,247	256,500	256,500
65040	IT Maintenance Charge	0	0	3,010	3,010
65050	IT Department Specific	0	2,677	0	0
65105	Benefits Overhead	0	0	0	100
65400	Indirect Costs	0	0	3,700	3,700
	SUBTOTAL FIXED CHARGES	0	2,677	6,710	6,810
	TOTAL	0	244,147	363,600	319,610

**ACQUISITION & CONSTRUCTION
DEPARTMENT RESOURCE SUMMARY**

PUBLIC WORKS

ACTIVITIES	ACTUAL FY 17-18	ACTUAL FY 18-19	ADOPTED FY 19-20	PROPOSED FY 20-21
REVENUES				
52040 Grant-Other	0	0	0	6,600,000
57011 Miscellaneous Cost Refunds	27,839	11,650	0	0
57701 Service Inst Cost Refunds	27,622	0	0	0
58002 Net Increase (Decrease) In Fai	72,497	0	0	0
58005 Investment Income-Trustee	10,047	2,668	0	0
59000-060 Transfer From Fund 060	4,400,000	3,000,000	17,200,800	17,200,800
TOTAL REVENUES	4,538,006	3,014,318	17,200,800	23,800,800
EXPENDITURES				
06617620 WATER BOND CAPITAL PROJECTS	149,617	0	0	0
06617647 WTR UTY CAPITAL PROJECTS	8,352,005	2,603,031	17,200,800	27,150,000
TOTAL EXPENDITURES	8,501,622	2,603,031	17,200,800	27,150,000
OPERATING EXPENSES	ACTUAL FY 17-18	ACTUAL FY 18-19	ADOPTED FY 19-20	PROPOSED FY 20-21
65000 FIXED CHARGES	788,683	0	0	0
66000 CAPITAL	7,712,939	2,603,031	17,200,800	27,150,000
TOTAL	8,501,622	2,603,031	17,200,800	27,150,000

ACQUISITION & CONSTRUCTION

PUBLIC WORKS		ACCOUNTING UNIT			
WTR UTY WTR DIV CAPTL EXPENSE		06617002			
Account Code	LINE ITEM RESOURCES	ACTUAL FY 17-18	ACTUAL FY 18-19	ADOPTED FY 19-20	PROPOSED FY 20-21
52040	Grant-Other	0	0	0	6,600,000
57011	Miscellaneous Cost Refunds	27,839	11,650	0	0
57701	Service Inst Cost Refunds	27,622	0	0	0
58002	Net Increase (Decrease) In Fai	72,497	0	0	0
58005	Investment Income-Trustee	10,047	2,668	0	0
59000	Transfer From Fund 060	4,400,000	3,000,000	17,200,800	17,200,800
	SUBTOTAL REVENUES	4,538,006	3,014,318	17,200,800	23,800,800
	TOTAL	4,538,006	3,014,318	17,200,800	23,800,800

ACQUISITION & CONSTRUCTION

PUBLIC WORKS		ACCOUNTING UNIT			
WATER BOND CAPITAL PROJECTS		06617620			
Account Code	LINE ITEM RESOURCES	ACTUAL FY 17-18	ACTUAL FY 18-19	ADOPTED FY 19-20	PROPOSED FY 20-21
66301	Water Capital Project	149,617	0	0	0
	SUBTOTAL CAPITAL	149,617	0	0	0
	TOTAL	149,617	0	0	0

ACQUISITION & CONSTRUCTION

PUBLIC WORKS		ACCOUNTING UNIT			
WTR UTILITY CAPITAL PROJECTS		06617647			
Account Code	LINE ITEM RESOURCES	ACTUAL FY 17-18	ACTUAL FY 18-19	ADOPTED FY 19-20	PROPOSED FY 20-21
65205	Internal Departments Personnel	788,683	0	0	0
	SUBTOTAL FIXED CHARGES	788,683	0	0	0
66100	Land	1,289,264	(913)	0	0
66301	Water Capital Project	6,274,059	2,603,944	17,200,800	27,150,000
	SUBTOTAL CAPITAL	7,563,322	2,603,031	17,200,800	27,150,000
	TOTAL	8,352,005	2,603,031	17,200,800	27,150,000

**REGIONAL TRANSP CENTER
DEPARTMENT RESOURCE SUMMARY**

PUBLIC WORKS

ACTIVITIES		ACTUAL FY 17-18	ACTUAL FY 18-19	ADOPTED FY 19-20	PROPOSED FY 20-21
REVENUES					
53801	Common Area Maintenance (CAM)	0	0	137,200	0
53802	S A WORK Center User Fee	134,343	3,664	0	0
53803	Rental-Conference Room	165	1,082	1,500	2,700
53805	Rental-Tres Estrellas De Oro	90,359	87,581	87,200	0
53808	Rental-Amtrak	34,843	34,843	64,100	60,000
53809	Rental-Lee Gift Shop	23,407	19,074	13,500	21,700
53810	Rental-Greyhound	107,506	93,683	82,800	108,000
53813	Rental-EDD/State of CA	81,939	5,214	0	0
53815	Concession-Taxi Stand	6,656	3,642	6,200	0
53818	Concession-Vending Machines	750	900	900	900
53819	OCTA Rental	2,324	0	2,500	2,500
53821	Rental-International Bus Lines	39,262	81,656	57,700	80,100
53823	Rental-Walsh Construction	0	14,980	96,700	96,700
53824	Rental-PGH	0	30,000	60,000	60,000
53825	Rental-SRK Engineering	0	7,480	22,400	0
53826	Rental-Aldridge Group	0	12,246	62,900	104,600
53827	Rental-State (Umberg)	0	0	0	76,800
57960	Rental Of Property	0	0	70,400	401,400
57990	Miscellaneous Income	2,080	2,110	1,500	8,000
58000	Earning On Investments	0	0	100	0
59000-011	Transfer From Fund 011	0	0	0	1,100,000
TOTAL REVENUES		523,635	398,156	767,600	2,123,400
EXPENDITURES					
06717650	PWA - SARTC OPERATIONS	1,043,285	986,308	1,849,020	1,962,000
TOTAL EXPENDITURES		1,043,285	986,308	1,849,020	1,962,000
OPERATING EXPENSES		ACTUAL FY 17-18	ACTUAL FY 18-19	ADOPTED FY 19-20	PROPOSED FY 20-21
61000	SALARIES & BENEFITS	133,083	129,081	16,800	117,980
62000	CONTRACTUALS	752,202	717,376	1,680,900	1,699,900
63000	COMMODITIES	7,807	2,922	7,200	0
65000	FIXED CHARGES	138,860	124,398	131,720	131,720
66000	CAPITAL	0	169	0	0
67000	DEBT SERVICE	11,332	12,363	12,400	12,400
TOTAL		1,043,285	986,308	1,849,020	1,962,000

REGIONAL TRANSP CENTER

PUBLIC WORKS		ACCOUNTING UNIT			
PWA - SARTC OPERATIONS		06717002			
Account Code	LINE ITEM RESOURCES	ACTUAL FY 17-18	ACTUAL FY 18-19	ADOPTED FY 19-20	PROPOSED FY 20-21
53801	Common Area Maintenance (CAM)	0	0	137,200	0
53802	S A WORK Center User Fee	134,343	3,664	0	0
53803	Rental-Conference Room	165	1,082	1,500	2,700
53805	Rental-Tres Estrellas De Oro	90,359	87,581	87,200	0
53808	Rental-Amtrak	34,843	34,843	64,100	60,000
53809	Rental-Lee Gift Shop	23,407	19,074	13,500	21,700
53810	Rental-Greyhound	107,506	93,683	82,800	108,000
53813	Rental-EDD/State of CA	81,939	5,214	0	0
53815	Concession-Taxi Stand	6,656	3,642	6,200	0
53818	Concession-Vending Machines	750	900	900	900
53819	OCTA Rental	2,324	0	2,500	2,500
53821	Rental-International Bus Lines	39,262	81,656	57,700	80,100
53823	Rental-Walsh Construction	0	14,980	96,700	96,700
53824	Rental-PGH	0	30,000	60,000	60,000
53825	Rental-SRK Engineering	0	7,480	22,400	0
53826	Rental-Aldridge Group	0	12,246	62,900	104,600
53827	Rental-State (Umberg)	0	0	0	76,800
57960	Rental Of Property	0	0	70,400	401,400
57990	Miscellaneous Income	2,080	2,110	1,500	8,000
58000	Earning On Investments	0	0	100	0
59000	Transfer From Fund 011	0	0	0	1,100,000
	SUBTOTAL REVENUES	523,635	398,156	767,600	2,123,400
	TOTAL	523,635	398,156	767,600	2,123,400

REGIONAL TRANSP CENTER

PUBLIC WORKS		ACCOUNTING UNIT			
PWA - SARTC OPERATIONS		06717650			
Account Code	LINE ITEM RESOURCES	ACTUAL FY 17-18	ACTUAL FY 18-19	ADOPTED FY 19-20	PROPOSED FY 20-21
61000	Salaries Regular	38,932	94,273	(28,150)	82,810
61010	Salaries Cash Out/Separation	53,400	0	0	0
61040	Salaries Overtime	64	515	0	0
61100	Retirement-Employer Normal Cost	23,722	1,632	3,080	3,350
61101	Retirement - Employer Unfunded	0	13,345	16,800	0
61102	Retirement- Employer Unfunded- Miscellaneous	0	0	0	16,560
61120	Medicare Insurance	1,304	1,334	1,390	1,190
61130	Health Insurance	13,405	12,824	23,680	13,880
61170	Retiree Health Benefits	0	0	0	190
61180	Worker Compensation Insurance	2,257	5,158	0	0
	SUBTOTAL SALARIES & BENEFITS	133,083	129,081	16,800	117,980
62000	Utilities	139,002	129,565	156,400	165,000
62010	Communications	13,343	4,159	10,000	5,000
62120	Training, Transportation, Meetings	3	0	500	500
62300	Contract Services-Professional	469,047	467,550	673,800	352,500
62310	Janitorial & Housekeeping	31,227	17,987	176,800	240,000
62320	Maintenance & Repair Buildings	90,619	94,050	651,400	501,900
62322	Maintenance & Repair Machinery	8,960	3,465	12,000	435,000
62700	Auto Expense	0	600	0	0
	SUBTOTAL CONTRACTUALS	752,202	717,376	1,680,900	1,699,900
63001	Miscellaneous Operating Expenses	5,107	2,922	7,200	0
63200	Operating Materials & Supplies	2,701	0	0	0
	SUBTOTAL COMMODITIES	7,807	2,922	7,200	0
65000	Building Rental	75,000	75,000	75,000	75,000
65040	IT Maintenance Charge	0	0	4,220	4,220
65050	IT Department Specific	10,080	3,748	0	0
65100	Insurance Charges	1,170	15,020	0	0
65205	Internal Departments Personnel	13,850	0	13,800	13,800
65240	Public Works Administrative Ch	38,760	30,630	38,700	38,700
	SUBTOTAL FIXED CHARGES	138,860	124,398	131,720	131,720
66400	Machinery & Equipment	0	169	0	0
	SUBTOTAL CAPITAL	0	169	0	0
67003	Loan Payment-OBF	11,332	12,363	12,400	12,400
	SUBTOTAL DEBT SERVICE	11,332	12,363	12,400	12,400
	TOTAL	1,043,285	986,308	1,849,020	1,962,000

**SANITATION FUND
DEPARTMENT RESOURCE SUMMARY**

PUBLIC WORKS

ACTIVITIES	ACTUAL FY 17-18	ACTUAL FY 18-19	ADOPTED FY 19-20	PROPOSED FY 20-21
REVENUES				
53702 Graffiti Restitution-Courts	14,456	3,458	10,000	10,000
53710 Abatement Control Charge	5,356	8,593	10,000	10,000
53719 Sanitation Charge	6,960,248	6,885,068	7,000,000	6,015,890
53720 Penalties & Service Charge	30,797	62,717	0	0
57010 Miscellaneous Recoveries	9,456	17,880	2,000	2,000
58000 Earning On Investments	66,371	90,396	10,000	10,000
59000-057 Transfer From Fund 057	0	0	200,000	200,000
TOTAL REVENUES	7,086,684	7,068,112	7,232,000	6,247,890
EXPENDITURES				
06817640 PUB WKS-ENVIRONMENT/SANITATION	1,420,502	1,531,715	4,572,910	4,534,320
06817641 PUB WKS-ROADWAY CLEANING	2,367,712	2,309,996	3,569,250	3,812,010
06817643 PUB WKS-STREET TREES	2,764,822	2,229,679	0	0
TOTAL EXPENDITURES	6,553,037	6,071,391	8,142,160	8,346,330
OPERATING EXPENSES	ACTUAL FY 17-18	ACTUAL FY 18-19	ADOPTED FY 19-20	PROPOSED FY 20-21
61000 SALARIES & BENEFITS	2,471,640	3,010,512	2,262,740	2,488,430
62000 CONTRACTUALS	1,854,374	913,873	1,554,400	1,704,400
63000 COMMODITIES	160,936	203,685	165,400	181,240
65000 FIXED CHARGES	2,060,679	1,836,320	1,480,220	1,523,360
66000 CAPITAL	0	103,253	2,480,000	2,445,000
67000 DEBT SERVICE	5,407	0	3,900	3,900
68000 TRANSFERS	0	3,747	195,500	0
TOTAL	6,553,037	6,071,391	8,142,160	8,346,330

SANITATION FUND

PUBLIC WORKS		ACCOUNTING UNIT			
PUB WKS-ENVIRONMENT/SANITATION		06817002			
Account Code	LINE ITEM RESOURCES	ACTUAL FY 17-18	ACTUAL FY 18-19	ADOPTED FY 19-20	PROPOSED FY 20-21
53702	Graffiti Restitution-Courts	14,456	3,458	10,000	10,000
53710	Abatement Control Charge	5,356	8,593	10,000	10,000
53719	Sanitation Charge	6,960,248	6,885,068	7,000,000	6,015,890
53720	Penalties & Service Charge	30,797	62,717	0	0
57010	Miscellaneous Recoveries	9,456	17,880	2,000	2,000
58000	Earning On Investments	66,371	90,396	10,000	10,000
59000	Transfer From Fund 057	0	0	200,000	200,000
	SUBTOTAL REVENUES	7,086,684	7,068,112	7,232,000	6,247,890
	TOTAL	7,086,684	7,068,112	7,232,000	6,247,890

SANITATION FUND

PUBLIC WORKS		ACCOUNTING UNIT			
PUB WKS-ENVIRONMENT/SANITATION		06817640			
Account Code	LINE ITEM RESOURCES	ACTUAL FY 17-18	ACTUAL FY 18-19	ADOPTED FY 19-20	PROPOSED FY 20-21
61000	Salaries Regular	391,253	386,127	516,970	485,020
61010	Salaries Cash Out/Separation	0	32,512	0	0
61020	Salaries Part-Time	0	16,289	0	0
61040	Salaries Overtime	1,602	17,618	20,000	20,000
61100	Retirement-Employer Normal Cost	107,535	14,781	26,580	35,280
61101	Retirement - Employer Unfunded	0	120,886	152,300	0
61102	Retirement- Employer Unfunded- Miscellaneous	0	0	0	138,480
61110	Part-Time Retirement	6	611	0	0
61120	Medicare Insurance	5,637	6,150	7,070	7,030
61130	Health Insurance	61,501	75,873	107,860	102,030
61170	Retiree Health Benefits	0	0	0	1,020
61180	Worker Compensation Insurance	17,950	24,626	74,540	31,660
	SUBTOTAL SALARIES & BENEFITS	585,485	695,471	905,320	820,520
62010	Communications	16,760	18,379	9,300	9,300
62120	Training, Transportation, Meetings	0	0	5,000	5,000
62140	Membership, Subscription & Dues	205	263	300	300
62300	Contract Services-Professional	95,191	98,343	406,300	406,300
62322	Maintenance & Repair Machinery	0	0	500	500
62600	Parking Validation	309	5	0	0
	SUBTOTAL CONTRACTUALS	112,465	116,989	421,400	421,400
63001	Miscellaneous Operating Expenses	46,011	35,795	41,700	41,700
63300	Gas & Diesel	30,623	37,955	34,600	49,330
63301	Alternative Fuel-CNG	70	0	0	0
	SUBTOTAL COMMODITIES	76,705	73,750	76,300	91,030
65010	Rental City Equipment	117,984	117,984	126,200	126,200
65011	Equipment Replacement Charges	7,860	7,860	7,900	7,900
65012	Accident Repair & Replacement	4,056	4,128	4,100	4,100
65040	IT Maintenance Charge	4,840	0	30,000	30,000
65050	IT Department Specific	19,200	26,770	0	0
65100	Insurance Charges	27,440	71,707	72,980	82,960
65105	Benefits Overhead	0	0	0	1,500
65210	Delivery Charges	0	0	410	410
65220	Treasury Services Charges	24,110	57,164	82,500	82,500
65240	Public Works Administrative Ch	406,475	322,865	406,500	406,500
65400	Indirect Costs	32,869	36,795	58,300	58,300
	SUBTOTAL FIXED CHARGES	644,834	645,273	788,890	800,370
66400	Machinery & Equipment	0	0	2,380,000	2,400,000
	SUBTOTAL CAPITAL	0	0	2,380,000	2,400,000
67200	Principal-Capital Lease	1,014	0	1,000	1,000
	SUBTOTAL DEBT SERVICE	1,014	0	1,000	1,000
68000	Transfer to Fund 051	0	231	0	0
	SUBTOTAL TRANSFERS	0	231	0	0
	TOTAL	1,420,502	1,531,715	4,572,910	4,534,320

SANITATION FUND

PUBLIC WORKS		ACCOUNTING UNIT			
PUB WKS-ROADWAY CLEANING		06817641			
Account Code	LINE ITEM RESOURCES	ACTUAL FY 17-18	ACTUAL FY 18-19	ADOPTED FY 19-20	PROPOSED FY 20-21
61000	Salaries Regular	569,255	526,900	720,530	951,620
61010	Salaries Cash Out/Separation	0	63,141	33,200	33,200
61020	Salaries Part-Time	23,783	21,685	82,200	82,200
61040	Salaries Overtime	4,487	16,509	51,000	51,000
61100	Retirement-Employer Normal Cost	147,946	14,060	38,920	68,500
61101	Retirement - Employer Unfunded	0	114,989	135,600	0
61102	Retirement- Employer Unfunded- Miscellaneous	0	0	0	215,640
61110	Part-Time Retirement	846	813	0	0
61120	Medicare Insurance	8,331	8,316	9,900	13,770
61130	Health Insurance	127,966	110,684	184,470	201,800
61170	Retiree Health Benefits	0	0	0	1,020
61180	Worker Compensation Insurance	55,596	34,186	101,600	49,160
	SUBTOTAL SALARIES & BENEFITS	938,211	911,282	1,357,420	1,667,910
62010	Communications	7,558	5,818	3,500	3,500
62120	Training, Transportation, Meetings	4	0	1,000	1,000
62140	Membership, Subscription & Dues	0	50	100	100
62300	Contract Services-Professional	754,325	741,417	1,128,400	1,278,400
	SUBTOTAL CONTRACTUALS	761,887	747,285	1,133,000	1,283,000
63001	Miscellaneous Operating Expenses	24,383	62,201	85,000	85,000
63100	Uniforms	0	61	1,500	1,500
63300	Gas & Diesel	3,686	7,452	2,600	3,710
	SUBTOTAL COMMODITIES	28,069	69,714	89,100	90,210
65010	Rental City Equipment	11,208	11,208	33,000	33,000
65012	Accident Repair & Replacement	1,080	756	1,000	1,000
65020	City Yard Rental	97,800	97,800	107,560	107,560
65040	IT Maintenance Charge	35,835	0	56,260	56,260
65050	IT Department Specific	154,530	49,793	0	0
65100	Insurance Charges	126,070	99,546	99,470	128,810
65105	Benefits Overhead	0	0	0	2,320
65210	Delivery Charges	0	0	560	560
65220	Treasury Services Charges	24,110	57,164	165,080	165,080
65230	Hearing Officer Charges	0	0	5,000	5,000
65240	Public Works Administrative Ch	135,970	109,910	136,000	136,000
65400	Indirect Costs	50,013	49,502	87,400	87,400
	SUBTOTAL FIXED CHARGES	636,616	475,679	691,330	722,990
66400	Machinery & Equipment	0	103,253	100,000	45,000
	SUBTOTAL CAPITAL	0	103,253	100,000	45,000
67200	Principal-Capital Lease	2,929	0	2,900	2,900
	SUBTOTAL DEBT SERVICE	2,929	0	2,900	2,900
68000	Transfer to Fund 051	0	2,784	0	0
68000	Transfer to Fund 059	0	0	195,500	0
	SUBTOTAL TRANSFERS	0	2,784	195,500	0
	TOTAL	2,367,712	2,309,996	3,569,250	3,812,010

SANITATION FUND

PUBLIC WORKS		ACCOUNTING UNIT			
PUB WKS-STREET TREES		06817643			
Account Code	LINE ITEM RESOURCES	ACTUAL FY 17-18	ACTUAL FY 18-19	ADOPTED FY 19-20	PROPOSED FY 20-21
61000	Salaries Regular	524,532	741,712	0	0
61010	Salaries Cash Out/Separation	6,368	901	0	0
61020	Salaries Part-Time	41,638	29,095	0	0
61040	Salaries Overtime	17,253	44,367	0	0
61100	Retirement-Employer Normal Cost	154,129	39,086	0	0
61101	Retirement - Employer Unfunded	0	319,669	0	0
61110	Part-Time Retirement	1,563	1,090	0	0
61120	Medicare Insurance	8,426	11,841	0	0
61130	Health Insurance	131,839	171,590	0	0
61180	Worker Compensation Insurance	62,196	44,408	0	0
	SUBTOTAL SALARIES & BENEFITS	947,944	1,403,758	0	0
62010	Communications	19,779	11,448	0	0
62120	Training, Transportation, Meetings	230	0	0	0
62140	Membership, Subscription & Dues	300	383	0	0
62300	Contract Services-Professional	959,114	37,495	0	0
62322	Maintenance & Repair Machinery	600	274	0	0
	SUBTOTAL CONTRACTUALS	980,023	49,599	0	0
63001	Miscellaneous Operating Expenses	28,410	27,180	0	0
63100	Uniforms	800	0	0	0
63300	Gas & Diesel	26,953	33,041	0	0
	SUBTOTAL COMMODITIES	56,162	60,221	0	0
65010	Rental City Equipment	196,092	196,092	0	0
65011	Equipment Replacement Charges	20,676	20,676	0	0
65012	Accident Repair & Replacement	3,072	3,528	0	0
65020	City Yard Rental	23,295	11,647	0	0
65040	IT Maintenance Charge	15,420	0	0	0
65050	IT Department Specific	74,710	0	0	0
65100	Insurance Charges	59,910	129,310	0	0
65220	Treasury Services Charges	24,110	28,582	0	0
65240	Public Works Administrative Ch	312,670	254,170	0	0
65400	Indirect Costs	49,274	71,363	0	0
	SUBTOTAL FIXED CHARGES	779,229	715,368	0	0
67200	Principal-Capital Lease	1,464	0	0	0
	SUBTOTAL DEBT SERVICE	1,464	0	0	0
68000	Transfer to Fund 051	0	732	0	0
	SUBTOTAL TRANSFERS	0	732	0	0
	TOTAL	2,764,822	2,229,679	0	0

**REFUSE COLLECTION SERVICE
DEPARTMENT RESOURCE SUMMARY**

PUBLIC WORKS

ACTIVITIES	ACTUAL FY 17-18	ACTUAL FY 18-19	ADOPTED FY 19-20	PROPOSED FY 20-21
REVENUES				
50052 Refuse Contract Program Surcharge	6,455,746	6,374,007	6,167,200	0
52025 State Grants-Direct	419,241	194,331	176,500	166,250
53718 Refuse Collection Charge	10,651,425	11,074,778	11,576,400	12,000,000
53720 Penalties & Service Charge	69,373	146,522	0	0
53723 NPDES Refuse Residential	168,118	175,008	192,000	197,000
53724 NPDES Refuse Non-Residential	775,567	737,402	755,400	952,350
57010 Miscellaneous Recoveries	1,359,556	1,353,539	1,350,000	0
57702 County Waste Importation	0	1,772,667	849,400	885,200
58000 Earning On Investments	120,285	170,880	15,000	53,000
58002 Net Increase (Decrease) In Fai	(234,869)	273,968	0	0
TOTAL REVENUES	19,784,443	22,273,102	21,081,900	14,253,800
EXPENDITURES				
06917019 REFUSE INTERFUND TRANSFER	943,685	912,410	1,010,000	1,149,350
06917640 REFUSE COLLECTION SERVICE	17,788,745	18,054,169	21,618,130	13,742,150
TOTAL EXPENDITURES	18,732,431	18,966,578	22,628,130	14,891,500
OPERATING EXPENSES	ACTUAL FY 17-18	ACTUAL FY 18-19	ADOPTED FY 19-20	PROPOSED FY 20-21
61000 SALARIES & BENEFITS	758,839	692,101	990,140	865,740
62000 CONTRACTUALS	9,308,392	10,089,965	12,461,500	11,725,640
63000 COMMODITIES	8,557	12,965	28,500	19,990
65000 FIXED CHARGES	7,712,957	7,259,138	8,127,990	1,130,780
66000 CAPITAL	0	0	10,000	0
68000 TRANSFERS	943,685	912,410	1,010,000	1,149,350
TOTAL	18,732,431	18,966,578	22,628,130	14,891,500

REFUSE COLLECTION SERVICE

PUBLIC WORKS		ACCOUNTING UNIT			
MAINTENANCE		06917002			
Account Code	LINE ITEM RESOURCES	ACTUAL FY 17-18	ACTUAL FY 18-19	ADOPTED FY 19-20	PROPOSED FY 20-21
50052	Refuse Contract Program Surcharge	6,455,746	6,374,007	6,167,200	0
52025	State Grants-Direct	419,241	194,331	176,500	166,250
53718	Refuse Collection Charge	10,651,425	11,074,778	11,576,400	12,000,000
53720	Penalties & Service Charge	69,373	146,522	0	0
53723	NPDES Refuse Residential	168,118	175,008	192,000	197,000
53724	NPDES Refuse Non-Residential	775,567	737,402	755,400	952,350
57010	Miscellaneous Recoveries	1,359,556	1,353,539	1,350,000	0
57702	County Waste Importation	0	1,772,667	849,400	885,200
58000	Earning On Investments	120,285	170,880	15,000	53,000
58002	Net Increase (Decrease) In Fai	(234,869)	273,968	0	0
	SUBTOTAL REVENUES	19,784,443	22,273,102	21,081,900	14,253,800
	TOTAL	19,784,443	22,273,102	21,081,900	14,253,800

REFUSE COLLECTION SERVICE

PUBLIC WORKS		ACCOUNTING UNIT			
REFUSE INTERFUND TRANSFER		06917019			
Account Code	LINE ITEM RESOURCES	ACTUAL FY 17-18	ACTUAL FY 18-19	ADOPTED FY 19-20	PROPOSED FY 20-21
68000	Transfer to Fund 057	943,685	912,410	1,010,000	1,149,350
	SUBTOTAL TRANSFERS	943,685	912,410	1,010,000	1,149,350
	TOTAL	943,685	912,410	1,010,000	1,149,350

REFUSE COLLECTION SERVICE

PUBLIC WORKS		ACCOUNTING UNIT			
REFUSE COLLECTION SERVICE		06917640			
Account Code	LINE ITEM RESOURCES	ACTUAL FY 17-18	ACTUAL FY 18-19	ADOPTED FY 19-20	PROPOSED FY 20-21
61000	Salaries Regular	480,076	427,348	621,250	491,400
61010	Salaries Cash Out/Separation	0	34,224	34,500	34,500
61020	Salaries Part-Time	17,384	14,970	16,600	16,600
61040	Salaries Overtime	5,183	22,282	20,000	20,000
61100	Retirement-Employer Normal Cost	126,462	9,623	19,910	41,020
61101	Retirement - Employer Unfunded	0	78,701	111,700	0
61102	Retirement- Employer Unfunded- Miscellaneous	0	0	0	88,680
61110	Part-Time Retirement	652	561	0	0
61120	Medicare Insurance	18,523	6,109	7,150	7,120
61130	Health Insurance	75,885	71,138	75,060	127,360
61180	Worker Compensation Insurance	34,676	27,144	83,970	39,060
	SUBTOTAL SALARIES & BENEFITS	758,839	692,101	990,140	865,740
62120	Training, Transportation, Meetings	2,256	0	10,000	10,000
62140	Membership, Subscription & Dues	0	213	0	0
62300	Contract Services-Professional	9,306,136	10,088,552	12,451,500	11,715,640
62700	Auto Expense	0	1,200	0	0
	SUBTOTAL CONTRACTUALS	9,308,392	10,089,965	12,461,500	11,725,640
63000	Office Supplies	0	0	20,000	0
63001	Miscellaneous Operating Expenses	1,186	2,420	5,000	15,000
63300	Gas & Diesel	7,370	10,545	3,500	4,990
	SUBTOTAL COMMODITIES	8,557	12,965	28,500	19,990
65010	Rental City Equipment	18,360	18,717	26,700	26,700
65011	Equipment Replacement Charges	3,960	3,960	4,000	4,000
65012	Accident Repair & Replacement	996	954	1,100	1,100
65040	IT Maintenance Charge	63,565	0	32,230	32,230
65050	IT Department Specific	305,895	28,912	0	0
65100	Insurance Charges	226,430	79,041	82,200	102,350
65105	Benefits Overhead	0	0	0	1,840
65210	Delivery Charges	0	0	460	460
65220	Treasury Services Charges	53,020	222,306	256,800	256,800
65240	Public Works Administrative Ch	676,775	540,550	676,800	676,800
65300	Contract Program Surcharge	4,972,000	4,972,000	5,667,200	0
65310	Program Savings Recovery	1,352,000	1,352,000	1,352,000	0
65400	Indirect Costs	39,956	40,699	28,500	28,500
	SUBTOTAL FIXED CHARGES	7,712,957	7,259,138	8,127,990	1,130,780
66400	Machinery & Equipment	0	0	10,000	0
	SUBTOTAL CAPITAL	0	0	10,000	0
	TOTAL	17,788,745	18,054,169	21,618,130	13,742,150

Other Restricted Funds



OTHER RESTRICTED FUNDS

REVENUE BY FUND		ACTUAL FY 17-18	ACTUAL FY 18-19	ADOPTED FY 19-20	PROPOSED FY 20-21
020	OTS-TRAFFIC OFFENDER PROGRAM	44,181	22,541	30,000	48,780
023	INMATE WELFARE FUND	297,642	568,457	575,000	1,693,360
024	POLICE SPECIAL REVENUE	1,024,885	753,211	774,200	709,880
025	IDB & EZ VOUCHER MONITORING	146,219	8,640	0	0
026	CRIMINAL ACTIVITIES FUND	12,241	435	0	0
029	SPECIAL GAS TAX	9,182,805	13,879,580	14,421,080	14,152,910
074	CIVIC CENTER MAINTENANCE	4,572,795	4,405,459	8,682,400	8,641,670
133	HOUSING AUTHORITY-ISSUER FEE	85,583	94,831	95,000	95,000
166	US DOJ ASSET FORFEITURE FUND	489,349	1,591,168	0	0
167	US TREASURY ASSET FORFEITURE	6,201	143,266	0	0
417	INCLUSIONARY HOUSING FEE	2,775,585	7,634,964	18,193,000	6,078,830
607	HOUSING AUTHORITY LMIHF	540,960	253,524	206,000	225,300
652	2003A SERIES TAX ALLOC BOND	1,277,366	13,644,033	4,700	0
654	2011A SERIES TAX ALLOC BOND	5,051,280	56,200,128	6,700	0
655	2018 A & B TARB	0	882,815	5,596,500	3,042,160
658	2003B SERIES ALLOC BOND	2,892,141	5,667,169	4,700	0
670	COSA RDA	652,574	132,671	879,700	840,000
671	COSA RDA OBLIGATION RETIREMENT	10,139,012	7,285,152	6,112,700	3,271,800
REVENUE GRAND TOTAL		39,190,819	113,168,045	55,581,680	38,799,690

EXPENDITURE BY FUND		ACTUAL FY 17-18	ACTUAL FY 18-19	ADOPTED FY 19-20	PROPOSED FY 20-21
020	OTS-TRAFFIC OFFENDER PROGRAM				
Police Department					
02014405	SAPD TRAFFIC OFFENDER PGM	23,496	8,291	67,800	48,770
SUBTOTAL		23,496	8,291	67,800	48,770
023	INMATE WELFARE FUND				
Police Department					
02314475	INMATE WELFARE FUND	161,622	204,104	1,193,800	1,693,360
SUBTOTAL		161,622	204,104	1,193,800	1,693,360
024	POLICE SPECIAL REVENUE				
Police Department					
02414400	POLICE SPECIAL REV - GENERAL	920,992	737,721	774,200	709,880
02414410	POLICE SPECIAL REVENUE	8,637	62,945	38,700	34,170
SUBTOTAL		929,629	800,667	812,900	744,050
025	IDB & EZ VOUCHER MONITORING				
Community Development					
02518820	ENTERPRISE ZONE	92,926	299,992	215,000	0
SUBTOTAL		92,926	299,992	215,000	0
026	CRIMINAL ACTIVITIES FUND				
Police Department					
02614445	CRIMINAL ACTIVITIES FUND	0	0	71,100	69,040
SUBTOTAL		0	0	71,100	69,040

OTHER RESTRICTED FUNDS

EXPENDITURE BY FUND	ACTUAL FY 17-18	ACTUAL FY 18-19	ADOPTED FY 19-20	PROPOSED FY 20-21
029 SPECIAL GAS TAX				
Public Works				
02917019 GAS TAX INTERFUND TRANSFER	792,016	1,717,906	5,808,500	6,470,390
02917020 2007 COP BOND PAYMENT	4,178,086	4,183,111	4,193,930	0
02917021 2019 GASTAX REV REFUND BONDS	0	0	0	3,246,200
02917620 TRAFFIC SIGNAL MAINTENANCE	1,196,133	1,048,647	1,695,130	1,878,970
02917630 STREET LIGHT MAINTENANCE	7,569	0	0	0
02917635 MEDIAN LANDSCAPING	921,635	498,448	1,485,400	1,467,010
02917660 ROADWAY MAINTENANCE	545,207	25,618	1,456,100	1,437,700
SUBTOTAL	7,640,646	7,473,731	14,639,060	14,500,270
074 CIVIC CENTER MAINTENANCE				
Parks, Rec. & Community Services				
07413015 NON-DEPARTMENT CIVIC CENTER	1,179,404	1,179,404	1,179,400	1,179,400
07413250 CIVIC CTR-REGULAR MAINTENANCE	1,307,558	1,529,032	2,075,000	2,107,820
07413260 CIVIC CTR-CAPITAL PROJECT	112,296	732,590	3,428,000	3,325,000
Police Department				
07414400 CIVIC CENTER - SECURITY	1,754,512	2,161,915	2,000,000	2,225,380
SUBTOTAL	4,353,770	5,602,941	8,682,400	8,837,600
133 HOUSING AUTHORITY-ISSUER FEE				
Community Development				
13318780 HOUSING AUTHORITY-ISSUER FEE	139,786	71,827	141,110	95,000
SUBTOTAL	139,786	71,827	141,110	95,000
166 US DOJ ASSET FORFEITURE FUND				
Police Department				
16614450 US DEPT OF JUSTICE AFF	1,145,743	795,436	1,648,990	860,930
SUBTOTAL	1,145,743	795,436	1,648,990	860,930
167 US TREASURY ASSET FORFEITURE				
Police Department				
16714455 US DEPT OF TREASURY AFF	123,944	298,165	384,200	136,470
SUBTOTAL	123,944	298,165	384,200	136,470
417 INCLUSIONARY HOUSING FEE				
Community Development				
41718820 INCLUSIONARY HOUSING FEE	235,263	3,230,109	27,895,420	6,078,830
SUBTOTAL	235,263	3,230,109	27,895,420	6,078,830
607 HOUSING AUTHORITY LMIHF				
Community Development				
60718810 HOUSING ASSET ADMIN	6,803,428	3,647,460	315,770	377,820
60718830 HOUSING ASSET CAP PROJECTS	10,848	255,305	1,346,170	1,119,900
SUBTOTAL	6,814,276	3,902,765	1,661,940	1,497,720
652 2003A SERIES TAX ALLOC BOND				
Community Development				
65218020 2003A SERIES BOND DEBT SERVICE	595,159	203,471	4,700	0
SUBTOTAL	595,159	203,471	4,700	0
654 2011A SERIES TAX ALLOC BOND				
Community Development				
65418020 2011 SERIES A DEBT SERVICE	4,218,891	1,485,285	6,700	0
SUBTOTAL	4,218,891	1,485,285	6,700	0

OTHER RESTRICTED FUNDS

EXPENDITURE BY FUND	ACTUAL FY 17-18	ACTUAL FY 18-19	ADOPTED FY 19-20	PROPOSED FY 20-21
655 2018 A & B TARB				
Community Development				
65518020 2018 A & B TARB	0	71,201,052	0	0
65518020 2018 A & B TARB	0	0	5,596,500	3,042,160
SUBTOTAL	0	71,201,052	5,596,500	3,042,160
658 2003B SERIES ALLOC BOND				
Community Development				
65818020 2003B SERIES BOND DEBT SERVICE	305,960	75,904	4,700	0
SUBTOTAL	305,960	75,904	4,700	0
670 COSA RDA				
Community Development				
67018843 COSA RDA ADMIN	333,698	195,477	289,780	250,000
67018850 COSA RDA OBLIGATIONS	157,000	0	590,000	590,000
SUBTOTAL	490,698	195,477	879,780	840,000
671 COSA RDA OBLIGATION RETIREMENT				
Community Development				
67118021 COSA RDA OBLIG RETIRE DEBT SRV	9,865,995	8,449,110	6,319,300	3,709,140
SUBTOTAL	9,865,995	8,449,110	6,319,300	3,709,140
EXPENDITURE GRAND TOTAL	37,137,802	104,298,328	70,225,400	42,153,340

**OTS-TRAFFIC OFFENDER PROGRAM
DEPARTMENT RESOURCE SUMMARY**

POLICE DEPARTMENT

ACTIVITIES		ACTUAL FY 17-18	ACTUAL FY 18-19	ADOPTED FY 19-20	PROPOSED FY 20-21
REVENUES					
57490	Traffic Offender-Program Incom	43,826	21,821	30,000	48,780
58000	Earning On Investments	355	720	0	0
	TOTAL REVENUES	44,181	22,541	30,000	48,780
EXPENDITURES					
02014405	SAPD TRAFFIC OFFENDER PGM	23,496	8,291	67,800	48,770
	TOTAL EXPENDITURES	23,496	8,291	67,800	48,770
OPERATING EXPENSES		ACTUAL FY 17-18	ACTUAL FY 18-19	ADOPTED FY 19-20	PROPOSED FY 20-21
62000	CONTRACTUALS	5,236	8,291	25,800	25,130
63000	COMMODITIES	18,260	0	42,000	23,640
	TOTAL	23,496	8,291	67,800	48,770

OTS-TRAFFIC OFFENDER PROGRAM

POLICE DEPARTMENT		ACCOUNTING UNIT			
MISCELLENOUS REVENUE		02014002			
Account Code	LINE ITEM RESOURCES	ACTUAL FY 17-18	ACTUAL FY 18-19	ADOPTED FY 19-20	PROPOSED FY 20-21
57490	Traffic Offender-Program Incom	43,826	21,821	30,000	48,780
58000	Earning On Investments	355	720	0	0
	SUBTOTAL REVENUES	44,181	22,541	30,000	48,780
	TOTAL	44,181	22,541	30,000	48,780

OTS-TRAFFIC OFFENDER PROGRAM

POLICE DEPARTMENT		ACCOUNTING UNIT			
SAPD TRAFFIC OFFENDER PGM		02014405			
Account Code	LINE ITEM RESOURCES	ACTUAL FY 17-18	ACTUAL FY 18-19	ADOPTED FY 19-20	PROPOSED FY 20-21
62010	Communications	5,236	230	1,400	0
62300	Contract Services-Professional	0	8,061	24,400	25,130
	SUBTOTAL CONTRACTUALS	5,236	8,291	25,800	25,130
63001	Miscellaneous Operating Expenses	18,260	0	42,000	23,640
	SUBTOTAL COMMODITIES	18,260	0	42,000	23,640
	TOTAL	23,496	8,291	67,800	48,770

**INMATE WELFARE FUND
DEPARTMENT RESOURCE SUMMARY**

POLICE DEPARTMENT

ACTIVITIES	ACTUAL FY 17-18	ACTUAL FY 18-19	ADOPTED FY 19-20	PROPOSED FY 20-21
REVENUES				
57403 Inmate Recovery	293,423	557,720	575,000	1,693,360
58000 Earning On Investments	4,219	10,737	0	0
TOTAL REVENUES	297,642	568,457	575,000	1,693,360
EXPENDITURES				
02314475 INMATE WELFARE FUND	161,622	204,104	1,193,800	1,693,360
TOTAL EXPENDITURES	161,622	204,104	1,193,800	1,693,360
OPERATING EXPENSES	ACTUAL FY 17-18	ACTUAL FY 18-19	ADOPTED FY 19-20	PROPOSED FY 20-21
62000 CONTRACTUALS	50,434	93,563	664,000	549,250
63000 COMMODITIES	111,188	110,542	529,800	1,144,110
TOTAL	161,622	204,104	1,193,800	1,693,360

INMATE WELFARE FUND

POLICE DEPARTMENT		ACCOUNTING UNIT			
INMATE WELFARE FUND		02314002			
Account Code	LINE ITEM RESOURCES	ACTUAL FY 17-18	ACTUAL FY 18-19	ADOPTED FY 19-20	PROPOSED FY 20-21
57403	Inmate Recovery	293,423	557,720	575,000	1,693,360
58000	Earning On Investments	4,219	10,737	0	0
	SUBTOTAL REVENUES	297,642	568,457	575,000	1,693,360
	TOTAL	297,642	568,457	575,000	1,693,360

INMATE WELFARE FUND

POLICE DEPARTMENT		ACCOUNTING UNIT			
INMATE WELFARE FUND		02314475			
Account Code	LINE ITEM RESOURCES	ACTUAL FY 17-18	ACTUAL FY 18-19	ADOPTED FY 19-20	PROPOSED FY 20-21
62300	Contract Services-Professional	34,164	72,311	645,200	530,190
62600	Parking Validation	16,270	21,252	18,800	19,060
	SUBTOTAL CONTRACTUALS	50,434	93,563	664,000	549,250
63001	Miscellaneous Operating Expenses	111,188	110,542	529,800	1,144,110
	SUBTOTAL COMMODITIES	111,188	110,542	529,800	1,144,110
	TOTAL	161,622	204,104	1,193,800	1,693,360

**POLICE SPECIAL REVENUE
DEPARTMENT RESOURCE SUMMARY**

POLICE DEPARTMENT

ACTIVITIES		ACTUAL FY 17-18	ACTUAL FY 18-19	ADOPTED FY 19-20	PROPOSED FY 20-21
REVENUES					
57000	Expense Reimbursement	0	0	15,500	18,570
57081	Gifts & Donations	18,000	9,000	0	0
57400	Police OT Reimbursement	1,006,884	744,209	758,700	691,310
57482	Donations-Animal Outreach	1	2	0	0
	TOTAL REVENUES	1,024,885	753,211	774,200	709,880
EXPENDITURES					
02414400	POLICE SPECIAL REV - GENERAL	920,992	737,721	774,200	709,880
02414410	POLICE SPECIAL REVENUE	8,637	62,945	38,700	34,170
	TOTAL EXPENDITURES	929,629	800,667	812,900	744,050
OPERATING EXPENSES		ACTUAL FY 17-18	ACTUAL FY 18-19	ADOPTED FY 19-20	PROPOSED FY 20-21
61000	SALARIES & BENEFITS	881,079	716,351	699,500	634,570
62000	CONTRACTUALS	9,369	23,849	18,300	28,820
63000	COMMODITIES	400	6,500	36,000	23,920
65000	FIXED CHARGES	38,781	3,967	59,100	56,740
66000	CAPITAL	0	50,000	0	0
	TOTAL	929,629	800,667	812,900	744,050

POLICE SPECIAL REVENUE

POLICE DEPARTMENT		ACCOUNTING UNIT			
POLICE SPECIAL REV - GENERAL		02414002			
Account Code	LINE ITEM RESOURCES	ACTUAL FY 17-18	ACTUAL FY 18-19	ADOPTED FY 19-20	PROPOSED FY 20-21
57000	Expense Reimbursement	0	0	15,500	18,570
57081	Gifts & Donations	18,000	9,000	0	0
57400	Police OT Reimbursement	1,006,884	744,209	758,700	691,310
57482	Donations-Animal Outreach	1	2	0	0
	SUBTOTAL REVENUES	1,024,885	753,211	774,200	709,880
	TOTAL	1,024,885	753,211	774,200	709,880

POLICE SPECIAL REVENUE

POLICE DEPARTMENT		ACCOUNTING UNIT			
POLICE SPECIAL REV - GENERAL		02414400			
Account Code	LINE ITEM RESOURCES	ACTUAL FY 17-18	ACTUAL FY 18-19	ADOPTED FY 19-20	PROPOSED FY 20-21
61000	Salaries Regular	362	518	0	0
61040	Salaries Overtime	880,675	715,786	699,500	634,570
61100	Retirement-Employer Normal Cost	11	17	0	0
61120	Medicare Insurance	2	4	0	0
61130	Health Insurance	18	26	0	0
61180	Worker Compensation Insurance	11	0	0	0
	SUBTOTAL SALARIES & BENEFITS	881,079	716,351	699,500	634,570
62120	Training, Transportation, Meetings	1,132	2,313	3,000	6,040
62300	Contract Services-Professional	0	15,025	12,600	12,530
	SUBTOTAL CONTRACTUALS	1,132	17,339	15,600	18,570
63001	Miscellaneous Operating Expenses	0	65	0	0
	SUBTOTAL COMMODITIES	0	65	0	0
65400	Indirect Costs	38,781	3,967	59,100	56,740
	SUBTOTAL FIXED CHARGES	38,781	3,967	59,100	56,740
	TOTAL	920,992	737,721	774,200	709,880

POLICE SPECIAL REVENUE

POLICE DEPARTMENT		ACCOUNTING UNIT			
POLICE SPECIAL REVENUE		02414410			
Account Code	LINE ITEM RESOURCES	ACTUAL FY 17-18	ACTUAL FY 18-19	ADOPTED FY 19-20	PROPOSED FY 20-21
62120	Training, Transportation, Meetings	750	0	0	0
62300	Contract Services-Professional	7,487	6,510	2,700	10,250
	SUBTOTAL CONTRACTUALS	8,237	6,510	2,700	10,250
63001	Miscellaneous Operating Expenses	400	6,435	36,000	23,920
	SUBTOTAL COMMODITIES	400	6,435	36,000	23,920
66400	Machinery & Equipment	0	50,000	0	0
	SUBTOTAL CAPITAL	0	50,000	0	0
	TOTAL	8,637	62,945	38,700	34,170

**IDB & EZ VOUCHER MONITORING
DEPARTMENT RESOURCE SUMMARY**

COMMUNITY DEVELOPMENT

ACTIVITIES		ACTUAL FY 17-18	ACTUAL FY 18-19	ADOPTED FY 19-20	PROPOSED FY 20-21
REVENUES					
57000	Expense Reimbursement	0	886	0	0
57990	Miscellaneous Income	138,561	0	0	0
58000	Earning On Investments	7,658	7,754	0	0
	TOTAL REVENUES	146,219	8,640	0	0
EXPENDITURES					
02518820	ENTERPRISE ZONE	92,926	299,992	215,000	0
	TOTAL EXPENDITURES	92,926	299,992	215,000	0
OPERATING EXPENSES		ACTUAL FY 17-18	ACTUAL FY 18-19	ADOPTED FY 19-20	PROPOSED FY 20-21
62000	CONTRACTUALS	76,273	49,992	215,000	0
66000	CAPITAL	16,652	0	0	0
68000	TRANSFERS	0	250,000	0	0
	TOTAL	92,926	299,992	215,000	0

IDB & EZ VOUCHER MONITORING

COMMUNITY DEVELOPMENT		ACCOUNTING UNIT			
CDA SPECIAL REVENUE		02518002			
Account Code	LINE ITEM RESOURCES	ACTUAL FY 17-18	ACTUAL FY 18-19	ADOPTED FY 19-20	PROPOSED FY 20-21
57000	Expense Reimbursement	0	886	0	0
57990	Miscellaneous Income	138,561	0	0	0
58000	Earning On Investments	7,658	7,754	0	0
	SUBTOTAL REVENUES	146,219	8,640	0	0
	TOTAL	146,219	8,640	0	0

IDB & EZ VOUCHER MONITORING

COMMUNITY DEVELOPMENT ENTERPRISE ZONE		ACCOUNTING UNIT 02518820			
Account Code	LINE ITEM RESOURCES	ACTUAL FY 17-18	ACTUAL FY 18-19	ADOPTED FY 19-20	PROPOSED FY 20-21
62010	Communications	982	0	0	0
62300	Contract Services-Professional	75,291	49,992	215,000	0
	SUBTOTAL CONTRACTUALS	76,273	49,992	215,000	0
66400	Machinery & Equipment	16,652	0	0	0
	SUBTOTAL CAPITAL	16,652	0	0	0
68000	Transfer to Fund 011	0	250,000	0	0
	SUBTOTAL TRANSFERS	0	250,000	0	0
	TOTAL	92,926	299,992	215,000	0

**CRIMINAL ACTIVITIES FUND
DEPARTMENT RESOURCE SUMMARY**

POLICE DEPARTMENT

ACTIVITIES		ACTUAL FY 17-18	ACTUAL FY 18-19	ADOPTED FY 19-20	PROPOSED FY 20-21
REVENUES					
57010	Miscellaneous Recoveries	11,819	(152)	0	0
57407	Evidence Recovery/State	358	0	0	0
57408	Evidence Recovery/State 15%	63	0	0	0
58000	Earning On Investments	0	587	0	0
	TOTAL REVENUES	12,241	435	0	0
EXPENDITURES					
02614445	CRIMINAL ACTIVITIES FUND	0	0	71,100	69,040
	TOTAL EXPENDITURES	0	0	71,100	69,040
OPERATING EXPENSES		ACTUAL FY 17-18	ACTUAL FY 18-19	ADOPTED FY 19-20	PROPOSED FY 20-21
62000	CONTRACTUALS	0	0	36,100	34,520
63000	COMMODITIES	0	0	35,000	34,520
	TOTAL	0	0	71,100	69,040

CRIMINAL ACTIVITIES FUND

POLICE DEPARTMENT		ACCOUNTING UNIT			
CRIMINAL ACTIVITIES-STATE		02614002			
Account Code	LINE ITEM RESOURCES	ACTUAL FY 17-18	ACTUAL FY 18-19	ADOPTED FY 19-20	PROPOSED FY 20-21
57010	Miscellaneous Recoveries	11,819	(152)	0	0
57407	Evidence Recovery/State	358	0	0	0
57408	Evidence Recovery/State 15%	63	0	0	0
58000	Earning On Investments	0	587	0	0
	SUBTOTAL REVENUES	12,241	435	0	0
	TOTAL	12,241	435	0	0

CRIMINAL ACTIVITIES FUND

POLICE DEPARTMENT		ACCOUNTING UNIT			
CRIMINAL ACTIVITIES FUND		02614445			
Account Code	LINE ITEM RESOURCES	ACTUAL FY 17-18	ACTUAL FY 18-19	ADOPTED FY 19-20	PROPOSED FY 20-21
62300	Contract Services-Professional	0	0	36,100	34,520
	SUBTOTAL CONTRACTUALS	0	0	36,100	34,520
63001	Miscellaneous Operating Expenses	0	0	35,000	34,520
	SUBTOTAL COMMODITIES	0	0	35,000	34,520
	TOTAL	0	0	71,100	69,040

**SPECIAL GAS TAX
DEPARTMENT RESOURCE SUMMARY**

PUBLIC WORKS

ACTIVITIES	ACTUAL FY 17-18	ACTUAL FY 18-19	ADOPTED FY 19-20	PROPOSED FY 20-21
REVENUES				
52300 HWY User Tax Allocation (2105)	1,816,633	1,847,363	1,878,530	1,790,090
52301 HWY User Tax Allocation (2106)	1,196,676	1,216,446	1,225,280	1,154,010
52302 HWY User Tax Allocation (2107)	2,413,625	2,321,697	2,453,510	2,163,490
52320 HWY User Tax Allocation (2103)	1,334,292	1,138,430	2,913,260	2,853,440
52321 Road Maintenance & Rehab Acct	2,000,107	6,202,840	5,559,050	5,804,210
52322 SB1 Loan Repayment	388,046	381,443	381,450	379,670
56300 Engineering Cost Allocation	10,000	10,000	10,000	8,000
57010 Miscellaneous Recoveries	7,272	14,484	0	0
58000 Earning On Investments	175,306	275,790	0	0
58002 Net Increase (Decrease) In Fai	(235,597)	388,830	0	0
58004 Interest Earned on Bond Procee	39,190	537	0	0
58005 Investment Income-Trustee	37,255	81,721	0	0
TOTAL REVENUES	9,182,805	13,879,580	14,421,080	14,152,910
EXPENDITURES				
02917019 GAS TAX INTERFUND TRANSFER	792,016	1,717,906	5,808,500	6,470,390
02917020 2007 COP BOND PAYMENT	4,178,086	4,183,111	4,193,930	0
02917021 2019 GASTAX REV REFUND BONDS	0	0	0	3,246,200
02917620 TRAFFIC SIGNAL MAINTENANCE	1,196,133	1,048,647	1,695,130	1,878,970
02917630 STREET LIGHT MAINTENANCE	7,569	0	0	0
02917635 MEDIAN LANDSCAPING	921,635	498,448	1,485,400	1,467,010
02917660 ROADWAY MAINTENANCE	545,207	25,618	1,456,100	1,437,700
TOTAL EXPENDITURES	7,640,646	7,473,731	14,639,060	14,500,270
OPERATING EXPENSES	ACTUAL FY 17-18	ACTUAL FY 18-19	ADOPTED FY 19-20	PROPOSED FY 20-21
61000 SALARIES & BENEFITS	295,063	281,602	464,510	599,680
62000 CONTRACTUALS	2,272,397	1,201,427	4,077,700	4,072,550
63000 COMMODITIES	7,601	798	1,600	1,600
65000 FIXED CHARGES	94,773	93,979	107,820	109,850
66000 CAPITAL	4,240	3,588	0	0
67000 DEBT SERVICE	4,174,556	4,174,431	4,178,930	3,246,200
68000 TRANSFERS	792,016	1,717,906	5,808,500	6,470,390
TOTAL	7,640,646	7,473,731	14,639,060	14,500,270

SPECIAL GAS TAX

PUBLIC WORKS		ACCOUNTING UNIT			
SPECIAL GAS TAX FUND		02917002			
Account Code	LINE ITEM RESOURCES	ACTUAL FY 17-18	ACTUAL FY 18-19	ADOPTED FY 19-20	PROPOSED FY 20-21
52300	HWY User Tax Allocation (2105)	1,816,633	1,847,363	1,878,530	1,790,090
52301	HWY User Tax Allocation (2106)	1,196,676	1,216,446	1,225,280	1,154,010
52302	HWY User Tax Allocation (2107)	2,413,625	2,321,697	2,453,510	2,163,490
52320	HWY User Tax Allocation (2103)	1,334,292	1,138,430	2,913,260	2,853,440
52321	Road Maintenance & Rehab Acct	2,000,107	6,202,840	5,559,050	5,804,210
52322	SB1 Loan Repayment	388,046	381,443	381,450	379,670
56300	Engineering Cost Allocation	10,000	10,000	10,000	8,000
57010	Miscellaneous Recoveries	7,272	14,484	0	0
58000	Earning On Investments	175,306	275,790	0	0
58002	Net Increase (Decrease) In Fai	(235,597)	388,830	0	0
58004	Interest Earned on Bond Procee	39,190	537	0	0
58005	Investment Income-Trustee	37,255	81,721	0	0
	SUBTOTAL REVENUES	9,182,805	13,879,580	14,421,080	14,152,910
	TOTAL	9,182,805	13,879,580	14,421,080	14,152,910

SPECIAL GAS TAX

PUBLIC WORKS		ACCOUNTING UNIT			
GAS TAX INTERFUND TRANSFER		02917019			
Account Code	LINE ITEM RESOURCES	ACTUAL FY 17-18	ACTUAL FY 18-19	ADOPTED FY 19-20	PROPOSED FY 20-21
68000	Transfer to Fund 059	792,016	1,717,906	5,798,500	6,460,390
68000	Transfer to Fund 086	0	0	10,000	10,000
	SUBTOTAL TRANSFERS	792,016	1,717,906	5,808,500	6,470,390
	TOTAL	792,016	1,717,906	5,808,500	6,470,390

SPECIAL GAS TAX

PUBLIC WORKS		ACCOUNTING UNIT			
2007 COP BOND PAYMENT		02917020			
Account Code	LINE ITEM RESOURCES	ACTUAL FY 17-18	ACTUAL FY 18-19	ADOPTED FY 19-20	PROPOSED FY 20-21
62300	Contract Services-Professional	600	5,700	0	0
62401	Trustee Fee	2,930	2,980	15,000	0
	SUBTOTAL CONTRACTUALS	3,530	8,680	15,000	0
67300	Bond Principal	1,525,000	1,600,000	1,675,000	0
67310	Bond Interest	2,649,556	2,574,431	2,503,930	0
	SUBTOTAL DEBT SERVICE	4,174,556	4,174,431	4,178,930	0
	TOTAL	4,178,086	4,183,111	4,193,930	0

SPECIAL GAS TAX

PUBLIC WORKS		ACCOUNTING UNIT			
2019 GASTAX REV REFUND BONDS		02917021			
Account Code	LINE ITEM RESOURCES	ACTUAL FY 17-18	ACTUAL FY 18-19	ADOPTED FY 19-20	PROPOSED FY 20-21
67300	Bond Principal	0	0	0	1,295,000
67310	Bond Interest	0	0	0	1,951,200
	SUBTOTAL DEBT SERVICE	0	0	0	3,246,200
	TOTAL	0	0	0	3,246,200

SPECIAL GAS TAX

PUBLIC WORKS		ACCOUNTING UNIT			
TRAFFIC SIGNAL MAINTENANCE		02917620			
Account Code	LINE ITEM RESOURCES	ACTUAL FY 17-18	ACTUAL FY 18-19	ADOPTED FY 19-20	PROPOSED FY 20-21
61000	Salaries Regular	199,731	201,226	203,800	357,790
61100	Retirement-Employer Normal Cost	52,027	3,394	5,940	22,360
61101	Retirement - Employer Unfunded	0	27,761	33,500	0
61102	Retirement- Employer Unfunded- Miscellaneous	0	0	0	35,520
61120	Medicare Insurance	2,814	2,859	2,670	5,180
61130	Health Insurance	34,641	35,411	37,220	54,270
61170	Retiree Health Benefits	0	0	0	310
61180	Worker Compensation Insurance	5,850	10,950	32,380	12,480
	SUBTOTAL SALARIES & BENEFITS	295,063	281,602	315,510	487,910
62000	Utilities	166,734	197,373	200,000	200,000
62300	Contract Services-Professional	48,285	101,881	168,800	178,650
62321	Maintenance & Repair Improve	622,728	392,368	927,000	927,000
	SUBTOTAL CONTRACTUALS	837,747	691,622	1,295,800	1,305,650
63001	Miscellaneous Operating Expenses	0	179	0	0
	SUBTOTAL COMMODITIES	0	179	0	0
65020	City Yard Rental	7,075	7,075	7,780	7,780
65040	IT Maintenance Charge	0	0	9,760	9,760
65050	IT Department Specific	0	8,567	0	0
65100	Insurance Charges	26,615	31,885	31,700	32,700
65105	Benefits Overhead	0	0	0	590
65210	Delivery Charges	0	0	180	180
65240	Public Works Administrative Ch	12,915	10,090	12,900	12,900
65400	Indirect Costs	16,718	17,627	21,500	21,500
	SUBTOTAL FIXED CHARGES	63,323	75,244	83,820	85,410
	TOTAL	1,196,133	1,048,647	1,695,130	1,878,970

SPECIAL GAS TAX

PUBLIC WORKS		ACCOUNTING UNIT			
STREET LIGHT MAINTENANCE		02917630			
Account Code	LINE ITEM RESOURCES	ACTUAL FY 17-18	ACTUAL FY 18-19	ADOPTED FY 19-20	PROPOSED FY 20-21
63001	Miscellaneous Operating Expenses	7,569	0	0	0
	SUBTOTAL COMMODITIES	7,569	0	0	0
	TOTAL	7,569	0	0	0

SPECIAL GAS TAX

PUBLIC WORKS		ACCOUNTING UNIT			
MEDIAN LANDSCAPING		02917635			
Account Code	LINE ITEM RESOURCES	ACTUAL FY 17-18	ACTUAL FY 18-19	ADOPTED FY 19-20	PROPOSED FY 20-21
61000	Salaries Regular	0	0	74,500	39,260
61100	Retirement-Employer Normal Cost	0	0	0	4,740
61120	Medicare Insurance	0	0	0	570
61130	Health Insurance	0	0	0	11,320
	SUBTOTAL SALARIES & BENEFITS	0	0	74,500	55,890
62000	Utilities	245,368	264,377	286,400	286,400
62300	Contract Services-Professional	0	0	358,500	358,500
62320	Maintenance & Repair Buildings	649,802	218,954	751,200	751,200
	SUBTOTAL CONTRACTUALS	895,171	483,331	1,396,100	1,396,100
65040	IT Maintenance Charge	7,465	0	0	0
65105	Benefits Overhead	0	0	0	220
65240	Public Works Administrative Ch	14,760	11,530	14,800	14,800
	SUBTOTAL FIXED CHARGES	22,225	11,530	14,800	15,020
66220	Improvements Other Than Building	4,240	3,588	0	0
	SUBTOTAL CAPITAL	4,240	3,588	0	0
	TOTAL	921,635	498,448	1,485,400	1,467,010

SPECIAL GAS TAX

PUBLIC WORKS		ACCOUNTING UNIT			
ROADWAY MAINTENANCE		02917660			
Account Code	LINE ITEM RESOURCES	ACTUAL FY 17-18	ACTUAL FY 18-19	ADOPTED FY 19-20	PROPOSED FY 20-21
61000	Salaries Regular	0	0	74,500	39,260
61100	Retirement-Employer Normal Cost	0	0	0	4,740
61120	Medicare Insurance	0	0	0	570
61130	Health Insurance	0	0	0	11,310
	SUBTOTAL SALARIES & BENEFITS	0	0	74,500	55,880
62300	Contract Services-Professional	535,950	17,795	1,370,800	1,370,800
	SUBTOTAL CONTRACTUALS	535,950	17,795	1,370,800	1,370,800
63001	Miscellaneous Operating Expenses	32	619	1,600	1,600
	SUBTOTAL COMMODITIES	32	619	1,600	1,600
65105	Benefits Overhead	0	0	0	220
65240	Public Works Administrative Ch	9,225	7,205	9,200	9,200
	SUBTOTAL FIXED CHARGES	9,225	7,205	9,200	9,420
	TOTAL	545,207	25,618	1,456,100	1,437,700

**CIVIC CENTER MAINTENANCE
DEPARTMENT RESOURCE SUMMARY**

PARKS, REC. & COMMUNITY SERVICES

ACTIVITIES		ACTUAL FY 17-18	ACTUAL FY 18-19	ADOPTED FY 19-20	PROPOSED FY 20-21
REVENUES					
53322	Civic Center Project Charges	57,694	345,649	3,428,000	3,325,000
53323	Civic Center Maintenance Charg	1,355,189	1,162,959	2,075,000	2,137,270
53324	Civic Center Police Security	1,980,507	1,717,448	2,000,000	2,000,000
59000-011	Transfer From Fund 011	1,179,404	1,179,404	1,179,400	1,179,400
	TOTAL REVENUES	4,572,795	4,405,459	8,682,400	8,641,670
EXPENDITURES					
07413015	NON-DEPARTMENT CIVIC CENTER	1,179,404	1,179,404	1,179,400	1,179,400
07413250	CIVIC CTR-REGULAR MAINTENANCE	1,307,558	1,529,032	2,075,000	2,107,820
07413260	CIVIC CTR-CAPITAL PROJECT	112,296	732,590	3,428,000	3,325,000
	TOTAL EXPENDITURES	2,599,258	3,441,026	6,682,400	6,612,220
OPERATING EXPENSES		ACTUAL FY 17-18	ACTUAL FY 18-19	ADOPTED FY 19-20	PROPOSED FY 20-21
61000	SALARIES & BENEFITS	320,081	460,742	485,070	471,020
62000	CONTRACTUALS	829,255	933,649	1,430,350	1,489,800
63000	COMMODITIES	58,035	46,401	57,500	60,690
65000	FIXED CHARGES	100,186	140,730	102,080	86,310
66000	CAPITAL	112,296	680,101	3,428,000	3,325,000
69000	MISCELLANEOUS	1,179,404	1,179,404	1,179,400	1,179,400
	TOTAL	2,599,258	3,441,026	6,682,400	6,612,220

CIVIC CENTER MAINTENANCE

PARKS, REC. & COMMUNITY SERVICES		ACCOUNTING UNIT			
NON-DEPARTMENT CIVIC CENTER		07413002			
Account Code	LINE ITEM RESOURCES	ACTUAL FY 17-18	ACTUAL FY 18-19	ADOPTED FY 19-20	PROPOSED FY 20-21
53322	Civic Center Project Charges	57,694	345,649	3,428,000	3,325,000
53323	Civic Center Maintenance Charg	1,355,189	1,162,959	2,075,000	2,137,270
53324	Civic Center Police Security	1,980,507	1,717,448	2,000,000	2,000,000
59000	Transfer From Fund 011	1,179,404	1,179,404	1,179,400	1,179,400
	SUBTOTAL REVENUES	4,572,795	4,405,459	8,682,400	8,641,670
	TOTAL	4,572,795	4,405,459	8,682,400	8,641,670

CIVIC CENTER MAINTENANCE

PARKS, REC. & COMMUNITY SERVICES		ACCOUNTING UNIT			
NON-DEPARTMENT CIVIC CENTER		07413015			
Account Code	LINE ITEM RESOURCES	ACTUAL FY 17-18	ACTUAL FY 18-19	ADOPTED FY 19-20	PROPOSED FY 20-21
69135	Payment to Subagent	1,179,404	1,179,404	1,179,400	1,179,400
	SUBTOTAL MISCELLANEOUS	1,179,404	1,179,404	1,179,400	1,179,400
	TOTAL	1,179,404	1,179,404	1,179,400	1,179,400

CIVIC CENTER MAINTENANCE

PARKS, REC. & COMMUNITY SERVICES		ACCOUNTING UNIT			
CIVIC CTR-REGULAR MAINTENANCE		07413250			
Account Code	LINE ITEM RESOURCES	ACTUAL FY 17-18	ACTUAL FY 18-19	ADOPTED FY 19-20	PROPOSED FY 20-21
61000	Salaries Regular	180,186	259,884	256,390	248,140
61020	Salaries Part-Time	37,526	18,402	20,970	19,200
61040	Salaries Overtime	10,467	12,419	0	0
61100	Retirement-Employer Normal Cost	47,678	10,556	14,190	22,060
61101	Retirement - Employer Unfunded	0	86,334	108,370	0
61102	Retirement- Employer Unfunded- Miscellaneous	0	0	0	83,520
61110	Part-Time Retirement	1,407	690	790	700
61120	Medicare Insurance	3,192	4,180	3,810	3,890
61130	Health Insurance	22,448	54,467	49,860	77,300
61180	Worker Compensation Insurance	17,177	13,810	30,690	16,210
	SUBTOTAL SALARIES & BENEFITS	320,081	460,742	485,070	471,020
62000	Utilities	269,589	270,294	425,000	300,000
62010	Communications	1,116	1,500	1,500	5,700
62300	Contract Services-Professional	2,344	4,220	0	0
62320	Maintenance & Repair Buildings	556,206	657,635	1,003,850	1,184,100
	SUBTOTAL CONTRACTUALS	829,255	933,649	1,430,350	1,489,800
63001	Miscellaneous Operating Expenses	0	182	0	0
63200	Operating Materials & Supplies	41,223	24,302	50,000	50,000
63300	Gas & Diesel	16,812	21,917	7,500	10,690
	SUBTOTAL COMMODITIES	58,035	46,401	57,500	60,690
65010	Rental City Equipment	24,864	25,283	19,200	19,200
65012	Accident Repair & Replacement	732	441	420	420
65050	IT Department Specific	0	10,708	0	0
65100	Insurance Charges	52,480	21,605	38,890	22,320
65105	Benefits Overhead	0	0	0	800
65400	Indirect Costs	22,110	30,204	43,570	43,570
	SUBTOTAL FIXED CHARGES	100,186	88,241	102,080	86,310
	TOTAL	1,307,558	1,529,032	2,075,000	2,107,820

CIVIC CENTER MAINTENANCE

PARKS, REC. & COMMUNITY SERVICES		ACCOUNTING UNIT			
CIVIC CTR-CAPITAL PROJECT		07413260			
Account Code	LINE ITEM RESOURCES	ACTUAL FY 17-18	ACTUAL FY 18-19	ADOPTED FY 19-20	PROPOSED FY 20-21
65205	Internal Departments Personnel	0	52,489	0	0
	SUBTOTAL FIXED CHARGES	0	52,489	0	0
66220	Improvements Other Than Building	112,296	680,101	3,428,000	3,325,000
	SUBTOTAL CAPITAL	112,296	680,101	3,428,000	3,325,000
	TOTAL	112,296	732,590	3,428,000	3,325,000

**CIVIC CENTER MAINTENANCE
DEPARTMENT RESOURCE SUMMARY**

POLICE DEPARTMENT

ACTIVITIES		ACTUAL FY 17-18	ACTUAL FY 18-19	ADOPTED FY 19-20	PROPOSED FY 20-21
EXPENDITURES					
07414400	CIVIC CENTER - SECURITY	1,754,512	2,161,915	2,000,000	2,225,380
	TOTAL EXPENDITURES	1,754,512	2,161,915	2,000,000	2,225,380
OPERATING EXPENSES		ACTUAL FY 17-18	ACTUAL FY 18-19	ADOPTED FY 19-20	PROPOSED FY 20-21
61000	SALARIES & BENEFITS	1,628,653	1,887,842	1,815,600	1,957,660
63000	COMMODITIES	0	204	0	0
65000	FIXED CHARGES	125,859	224,877	184,400	267,720
66000	CAPITAL	0	48,993	0	0
	TOTAL	1,754,512	2,161,915	2,000,000	2,225,380

CIVIC CENTER MAINTENANCE

POLICE DEPARTMENT		ACCOUNTING UNIT			
CIVIC CENTER - SECURITY		07414400			
Account Code	LINE ITEM RESOURCES	ACTUAL FY 17-18	ACTUAL FY 18-19	ADOPTED FY 19-20	PROPOSED FY 20-21
61000	Salaries Regular	795,880	949,002	887,430	948,250
61040	Salaries Overtime	515,583	522,389	620,970	607,980
61100	Retirement-Employer Normal Cost	93,958	140,373	134,080	167,640
61120	Medicare Insurance	14,750	17,766	12,180	13,550
61130	Health Insurance	126,068	152,204	144,140	131,010
61170	Retiree Health Benefits	4,806	16,389	16,800	17,980
61180	Worker Compensation Insurance	77,608	89,719	0	71,250
	SUBTOTAL SALARIES & BENEFITS	1,628,653	1,887,842	1,815,600	1,957,660
63001	Miscellaneous Operating Expenses	0	166	0	0
63300	Gas & Diesel	0	38	0	0
	SUBTOTAL COMMODITIES	0	204	0	0
65010	Rental City Equipment	0	4,400	7,200	7,200
65011	Equipment Replacement Charges	0	9,888	14,800	14,800
65012	Accident Repair & Replacement	0	240	400	400
65050	IT Department Specific	0	18,740	0	0
65100	Insurance Charges	0	40,056	0	54,130
65105	Benefits Overhead	0	0	0	2,570
65400	Indirect Costs	125,859	151,553	162,000	188,620
	SUBTOTAL FIXED CHARGES	125,859	224,877	184,400	267,720
66400	Machinery & Equipment	0	48,993	0	0
	SUBTOTAL CAPITAL	0	48,993	0	0
	TOTAL	1,754,512	2,161,915	2,000,000	2,225,380

**HOUSING AUTHORITY-ISSUER FEE
DEPARTMENT RESOURCE SUMMARY**

COMMUNITY DEVELOPMENT

ACTIVITIES		ACTUAL FY 17-18	ACTUAL FY 18-19	ADOPTED FY 19-20	PROPOSED FY 20-21
REVENUES					
57893	Issuer Fees/Settlement	50,674	49,649	60,000	50,000
58000	Earning On Investments	34,910	45,182	35,000	45,000
	TOTAL REVENUES	85,583	94,831	95,000	95,000
EXPENDITURES					
13318780	HOUSING AUTHORITY-ISSUER FEE	139,786	71,827	141,110	95,000
	TOTAL EXPENDITURES	139,786	71,827	141,110	95,000
OPERATING EXPENSES		ACTUAL FY 17-18	ACTUAL FY 18-19	ADOPTED FY 19-20	PROPOSED FY 20-21
61000	SALARIES & BENEFITS	113,960	58,599	117,060	60,480
62000	CONTRACTUALS	4,001	437	3,000	13,560
63000	COMMODITIES	1,927	1,138	1,800	3,000
65000	FIXED CHARGES	19,898	11,653	19,250	17,960
	TOTAL	139,786	71,827	141,110	95,000

HOUSING AUTHORITY-ISSUER FEE

COMMUNITY DEVELOPMENT		ACCOUNTING UNIT			
HOUSING AUTHORITY-ISSUER FEE		13318002			
Account Code	LINE ITEM RESOURCES	ACTUAL FY 17-18	ACTUAL FY 18-19	ADOPTED FY 19-20	PROPOSED FY 20-21
57893	Issuer Fees/Settlement	50,674	49,649	60,000	50,000
58000	Earning On Investments	34,910	45,182	35,000	45,000
	SUBTOTAL REVENUES	85,583	94,831	95,000	95,000
	TOTAL	85,583	94,831	95,000	95,000

HOUSING AUTHORITY-ISSUER FEE

COMMUNITY DEVELOPMENT		ACCOUNTING UNIT			
HOUSING AUTHORITY-ISSUER FEE		13318780			
Account Code	LINE ITEM RESOURCES	ACTUAL FY 17-18	ACTUAL FY 18-19	ADOPTED FY 19-20	PROPOSED FY 20-21
61000	Salaries Regular	52,022	20,002	86,890	34,050
61020	Salaries Part-Time	30,876	14,576	0	0
61040	Salaries Overtime	0	191	200	0
61100	Retirement-Employer Normal Cost	21,240	1,779	5,110	2,660
61101	Retirement - Employer Unfunded	0	14,552	12,470	0
61102	Retirement- Employer Unfunded- Miscellaneous	0	0	0	11,520
61120	Medicare Insurance	1,081	494	1,260	490
61130	Health Insurance	7,387	5,558	9,070	6,480
61170	Retiree Health Benefits	0	0	0	80
61180	Worker Compensation Insurance	1,355	1,447	2,060	5,200
	SUBTOTAL SALARIES & BENEFITS	113,960	58,599	117,060	60,480
62010	Communications	1,085	310	1,000	1,000
62300	Contract Services-Professional	2,907	128	2,000	12,560
62600	Parking Validation	9	0	0	0
	SUBTOTAL CONTRACTUALS	4,001	437	3,000	13,560
63001	Miscellaneous Operating Expenses	1,888	1,138	1,800	3,000
63300	Gas & Diesel	39	0	0	0
	SUBTOTAL COMMODITIES	1,927	1,138	1,800	3,000
65000	Building Rental	4,854	2,258	3,400	3,400
65010	Rental City Equipment	1,146	0	0	0
65012	Accident Repair & Replacement	39	0	0	0
65040	IT Maintenance Charge	434	0	4,940	4,940
65050	IT Department Specific	1,951	4,283	0	0
65100	Insurance Charges	5,000	1,952	2,010	5,650
65105	Benefits Overhead	0	0	0	250
65210	Delivery Charges	0	0	100	100
65400	Indirect Costs	6,474	3,161	8,800	3,620
	SUBTOTAL FIXED CHARGES	19,898	11,653	19,250	17,960
	TOTAL	139,786	71,827	141,110	95,000

**US DOJ ASSET FORFEITURE FUND
DEPARTMENT RESOURCE SUMMARY**

POLICE DEPARTMENT

ACTIVITIES		ACTUAL FY 17-18	ACTUAL FY 18-19	ADOPTED FY 19-20	PROPOSED FY 20-21
REVENUES					
57405	Evidence Recovery/DOJ	7,170	371,812	0	0
57410	Evidence Recovery/RNSP	474,316	1,199,642	0	0
58000	Earning On Investments	7,863	19,714	0	0
	TOTAL REVENUES	489,349	1,591,168	0	0
EXPENDITURES					
16614450	US DEPT OF JUSTICE AFF	1,145,743	795,436	1,648,990	860,930
	TOTAL EXPENDITURES	1,145,743	795,436	1,648,990	860,930
OPERATING EXPENSES		ACTUAL FY 17-18	ACTUAL FY 18-19	ADOPTED FY 19-20	PROPOSED FY 20-21
61000	SALARIES & BENEFITS	156,475	476,784	393,640	49,490
62000	CONTRACTUALS	955,877	287,631	1,080,800	712,540
63000	COMMODITIES	15,892	391	100,000	72,390
65000	FIXED CHARGES	11,979	25,036	65,150	17,150
66000	CAPITAL	5,520	5,594	9,400	9,360
	TOTAL	1,145,743	795,436	1,648,990	860,930

US DOJ ASSET FORFEITURE FUND

POLICE DEPARTMENT		ACCOUNTING UNIT			
US DOJ ASSET FORFEITURE FUND		16614002			
Account Code	LINE ITEM RESOURCES	ACTUAL FY 17-18	ACTUAL FY 18-19	ADOPTED FY 19-20	PROPOSED FY 20-21
57405	Evidence Recovery/DOJ	7,170	371,812	0	0
57410	Evidence Recovery/RNSP	474,316	1,199,642	0	0
58000	Earning On Investments	7,863	19,714	0	0
	SUBTOTAL REVENUES	489,349	1,591,168	0	0
	TOTAL	489,349	1,591,168	0	0

US DOJ ASSET FORFEITURE FUND

POLICE DEPARTMENT		ACCOUNTING UNIT			
US DEPT OF JUSTICE AFF		16614450			
Account Code	LINE ITEM RESOURCES	ACTUAL FY 17-18	ACTUAL FY 18-19	ADOPTED FY 19-20	PROPOSED FY 20-21
61000	Salaries Regular	78,353	0	0	0
61040	Salaries Overtime	49,219	476,784	379,400	49,490
61100	Retirement-Employer Normal Cost	9,334	0	0	0
61120	Medicare Insurance	1,237	0	0	0
61130	Health Insurance	10,747	0	0	0
61170	Retiree Health Benefits	906	0	0	0
61180	Worker Compensation Insurance	6,678	0	14,240	0
	SUBTOTAL SALARIES & BENEFITS	156,475	476,784	393,640	49,490
62000	Utilities	19,396	0	0	0
62010	Communications	6,061	0	0	0
62120	Training, Transportation, Meetings	4,473	0	0	0
62300	Contract Services-Professional	925,947	287,631	1,080,800	712,540
	SUBTOTAL CONTRACTUALS	955,877	287,631	1,080,800	712,540
63001	Miscellaneous Operating Expenses	15,892	391	100,000	72,390
	SUBTOTAL COMMODITIES	15,892	391	100,000	72,390
65040	IT Maintenance Charge	0	0	12,050	12,050
65100	Insurance Charges	0	0	13,940	0
65210	Delivery Charges	0	0	60	0
65400	Indirect Costs	11,979	25,036	39,100	5,100
	SUBTOTAL FIXED CHARGES	11,979	25,036	65,150	17,150
66400	Machinery & Equipment	5,520	5,594	9,400	9,360
	SUBTOTAL CAPITAL	5,520	5,594	9,400	9,360
	TOTAL	1,145,743	795,436	1,648,990	860,930

**US TREASURY ASSET FORFEITURE
DEPARTMENT RESOURCE SUMMARY**

POLICE DEPARTMENT

ACTIVITIES		ACTUAL FY 17-18	ACTUAL FY 18-19	ADOPTED FY 19-20	PROPOSED FY 20-21
REVENUES					
57406	Evidence Recovery/US Treasury	0	2,575	0	0
57410	Evidence Recovery/RNSP	0	132,312	0	0
58000	Earning On Investments	6,201	8,379	0	0
	TOTAL REVENUES	6,201	143,266	0	0
EXPENDITURES					
16714455	US DEPT OF TREASURY AFF	123,944	298,165	384,200	136,470
	TOTAL EXPENDITURES	123,944	298,165	384,200	136,470
OPERATING EXPENSES		ACTUAL FY 17-18	ACTUAL FY 18-19	ADOPTED FY 19-20	PROPOSED FY 20-21
62000	CONTRACTUALS	49,962	298,165	309,200	81,880
63000	COMMODITIES	73,981	0	75,000	54,590
	TOTAL	123,944	298,165	384,200	136,470

US TREASURY ASSET FORFEITURE

POLICE DEPARTMENT		ACCOUNTING UNIT			
US TREASURY ASSET FORFEITURE		16714002			
Account Code	LINE ITEM RESOURCES	ACTUAL FY 17-18	ACTUAL FY 18-19	ADOPTED FY 19-20	PROPOSED FY 20-21
57406	Evidence Recovery/US Treasury	0	2,575	0	0
57410	Evidence Recovery/RNSP	0	132,312	0	0
58000	Earning On Investments	6,201	8,379	0	0
	SUBTOTAL REVENUES	6,201	143,266	0	0
	TOTAL	6,201	143,266	0	0

US TREASURY ASSET FORFEITURE

POLICE DEPARTMENT		ACCOUNTING UNIT			
US DEPT OF TREASURY AFF		16714455			
Account Code	LINE ITEM RESOURCES	ACTUAL FY 17-18	ACTUAL FY 18-19	ADOPTED FY 19-20	PROPOSED FY 20-21
62300	Contract Services-Professional	49,962	298,165	309,200	81,880
	SUBTOTAL CONTRACTUALS	49,962	298,165	309,200	81,880
63001	Miscellaneous Operating Expenses	73,981	0	75,000	54,590
	SUBTOTAL COMMODITIES	73,981	0	75,000	54,590
	TOTAL	123,944	298,165	384,200	136,470

**INCLUSIONARY HOUSING FEE
DEPARTMENT RESOURCE SUMMARY**

COMMUNITY DEVELOPMENT

ACTIVITIES		ACTUAL FY 17-18	ACTUAL FY 18-19	ADOPTED FY 19-20	PROPOSED FY 20-21
REVENUES					
53822	Density Bonus Setup Fee	0	180,555	0	60,000
53902	Misc Service Charge	1,000	2,337	2,500	2,000
57000	Expense Reimbursement	0	28,665	0	0
57896	Inclusionary Housing Fees	2,712,304	7,236,945	18,090,500	5,956,830
57990	Miscellaneous Income	0	260	0	0
58000	Earning On Investments	62,281	154,622	100,000	60,000
58002	Net Increase (Decrease) In Fai	0	31,580	0	0
	TOTAL REVENUES	2,775,585	7,634,964	18,193,000	6,078,830
EXPENDITURES					
41718820	INCLUSIONARY HOUSING FEE	235,263	3,230,109	27,895,420	6,078,830
	TOTAL EXPENDITURES	235,263	3,230,109	27,895,420	6,078,830
OPERATING EXPENSES		ACTUAL FY 17-18	ACTUAL FY 18-19	ADOPTED FY 19-20	PROPOSED FY 20-21
61000	SALARIES & BENEFITS	152,821	249,709	283,360	428,640
62000	CONTRACTUALS	57,088	2,898,654	2,507,900	120,690
63000	COMMODITIES	2,635	4,615	3,500	3,490
65000	FIXED CHARGES	22,719	37,130	47,550	60,580
66000	CAPITAL	0	0	0	18,750
69000	MISCELLANEOUS	0	40,000	25,053,110	5,446,680
	TOTAL	235,263	3,230,109	27,895,420	6,078,830

INCLUSIONARY HOUSING FEE

COMMUNITY DEVELOPMENT		ACCOUNTING UNIT			
INCLUSIONARY HOUSING FEE		41718002			
Account Code	LINE ITEM RESOURCES	ACTUAL FY 17-18	ACTUAL FY 18-19	ADOPTED FY 19-20	PROPOSED FY 20-21
53822	Density Bonus Setup Fee	0	180,555	0	60,000
53902	Misc Service Charge	1,000	2,337	2,500	2,000
57000	Expense Reimbursement	0	28,665	0	0
57896	Inclusionary Housing Fees	2,712,304	7,236,945	18,090,500	5,956,830
57990	Miscellaneous Income	0	260	0	0
58000	Earning On Investments	62,281	154,622	100,000	60,000
58002	Net Increase (Decrease) In Fai	0	31,580	0	0
	SUBTOTAL REVENUES	2,775,585	7,634,964	18,193,000	6,078,830
	TOTAL	2,775,585	7,634,964	18,193,000	6,078,830

INCLUSIONARY HOUSING FEE

COMMUNITY DEVELOPMENT		ACCOUNTING UNIT			
INCLUSIONARY HOUSING FEE		41718820			
Account Code	LINE ITEM RESOURCES	ACTUAL FY 17-18	ACTUAL FY 18-19	ADOPTED FY 19-20	PROPOSED FY 20-21
61000	Salaries Regular	86,541	124,711	182,080	255,260
61010	Salaries Cash Out/Separation	0	2,792	0	0
61020	Salaries Part-Time	14,728	17,757	0	0
61040	Salaries Overtime	4,396	4,707	6,500	5,000
61100	Retirement-Employer Normal Cost	30,528	7,704	11,290	18,050
61101	Retirement - Employer Unfunded	0	63,007	45,340	0
61102	Retirement- Employer Unfunded- Miscellaneous	0	0	0	100,200
61120	Medicare Insurance	1,505	2,141	2,650	3,620
61130	Health Insurance	12,756	20,651	27,390	35,100
61170	Retiree Health Benefits	0	0	0	520
61180	Worker Compensation Insurance	2,368	6,240	8,110	10,890
	SUBTOTAL SALARIES & BENEFITS	152,821	249,709	283,360	428,640
62010	Communications	561	762	1,500	750
62012	Cellular Phone Charges	330	208	0	500
62120	Training, Transportation, Meetings	975	4,379	8,000	5,000
62140	Membership, Subscription & Dues	566	1,129	1,000	1,130
62200	Advertising	0	4,782	1,000	4,750
62300	Contract Services-Professional	5,245	2,837,995	2,455,400	57,380
62302	Contracted Vendor Personnel Services	48,987	48,913	40,500	50,650
62600	Parking Validation	248	256	300	280
62700	Auto Expense	175	230	200	250
	SUBTOTAL CONTRACTUALS	57,088	2,898,654	2,507,900	120,690
63001	Miscellaneous Operating Expenses	2,628	4,581	3,300	3,440
63300	Gas & Diesel	7	34	200	50
	SUBTOTAL COMMODITIES	2,635	4,615	3,500	3,490
65000	Building Rental	5,692	7,832	9,700	9,700
65010	Rental City Equipment	113	275	0	0
65011	Equipment Replacement Charges	0	0	0	2,920
65012	Accident Repair & Replacement	4	14	0	0
65040	IT Maintenance Charge	509	0	7,530	7,530
65050	IT Department Specific	2,287	6,960	0	0
65100	Insurance Charges	5,863	8,418	7,940	11,850
65105	Benefits Overhead	0	0	0	530
65210	Delivery Charges	0	0	380	380
65400	Indirect Costs	8,252	13,632	22,000	27,670
	SUBTOTAL FIXED CHARGES	22,719	37,130	47,550	60,580
66400	Machinery & Equipment	0	0	0	18,750
	SUBTOTAL CAPITAL	0	0	0	18,750
69011	Reserve Appropriation	0	0	21,331,110	205,520
69135	Payment to Subagent	0	0	0	45,000
69152	Loans & Grants	0	0	3,722,000	5,196,160
69157	Bad Debt Expense - Loans	0	40,000	0	0
	SUBTOTAL MISCELLANEOUS	0	40,000	25,053,110	5,446,680
	TOTAL	235,263	3,230,109	27,895,420	6,078,830

**HOUSING AUTHORITY LMIHF
DEPARTMENT RESOURCE SUMMARY**

COMMUNITY DEVELOPMENT

ACTIVITIES		ACTUAL FY 17-18	ACTUAL FY 18-19	ADOPTED FY 19-20	PROPOSED FY 20-21
REVENUES					
56900	Principal Repayment	0	0	60,000	60,000
56901	Interest Repayments	300,813	128,046	130,000	130,000
57000	Expense Reimbursement	1,000	14,070	1,000	13,000
57960	Rental Of Property	0	27,200	0	0
57990	Miscellaneous Income	250	519	0	300
58000	Earning On Investments	135,956	83,688	15,000	22,000
58002	Net Increase (Decrease) In Fai	102,940	0	0	0
TOTAL REVENUES		540,960	253,524	206,000	225,300
EXPENDITURES					
60718810	HOUSING ASSET ADMIN	6,803,428	3,647,460	315,770	377,820
60718830	HOUSING ASSET CAP PROJECTS	10,848	255,305	1,346,170	1,119,900
TOTAL EXPENDITURES		6,814,276	3,902,765	1,661,940	1,497,720
OPERATING EXPENSES		ACTUAL FY 17-18	ACTUAL FY 18-19	ADOPTED FY 19-20	PROPOSED FY 20-21
61000	SALARIES & BENEFITS	122,632	161,464	217,430	238,620
62000	CONTRACTUALS	21,402	51,688	44,600	61,790
63000	COMMODITIES	2,169	1,769	3,900	3,750
65000	FIXED CHARGES	18,548	32,243	49,840	54,910
66000	CAPITAL	10,848	255,305	167,100	68,750
69000	MISCELLANEOUS	6,638,677	3,400,295	1,179,070	1,069,900
TOTAL		6,814,276	3,902,765	1,661,940	1,497,720

HOUSING AUTHORITY LMIHF

COMMUNITY DEVELOPMENT		ACCOUNTING UNIT			
HOUSING ASSET REVENUES		60718002			
Account Code	LINE ITEM RESOURCES	ACTUAL FY 17-18	ACTUAL FY 18-19	ADOPTED FY 19-20	PROPOSED FY 20-21
56900	Principal Repayment	0	0	60,000	60,000
56901	Interest Repayments	300,813	128,046	130,000	130,000
57000	Expense Reimbursement	1,000	14,070	1,000	13,000
57960	Rental Of Property	0	27,200	0	0
57990	Miscellaneous Income	250	519	0	300
58000	Earning On Investments	135,956	83,688	15,000	22,000
58002	Net Increase (Decrease) In Fai	102,940	0	0	0
	SUBTOTAL REVENUES	540,960	253,524	206,000	225,300
	TOTAL	540,960	253,524	206,000	225,300

HOUSING AUTHORITY LMIHF

COMMUNITY DEVELOPMENT		ACCOUNTING UNIT			
HOUSING ASSET ADMIN		60718810			
Account Code	LINE ITEM RESOURCES	ACTUAL FY 17-18	ACTUAL FY 18-19	ADOPTED FY 19-20	PROPOSED FY 20-21
61000	Salaries Regular	77,857	95,869	143,750	148,800
61010	Salaries Cash Out/Separation	0	6,907	0	0
61020	Salaries Part-Time	4,703	0	0	0
61040	Salaries Overtime	606	1,255	700	1,500
61100	Retirement-Employer Normal Cost	22,684	4,117	8,790	9,990
61101	Retirement - Employer Unfunded	0	33,672	36,550	0
61102	Retirement- Employer Unfunded- Miscellaneous	0	0	0	46,320
61120	Medicare Insurance	1,211	1,402	2,100	2,080
61130	Health Insurance	13,333	13,914	19,380	20,910
61170	Retiree Health Benefits	0	0	0	420
61180	Worker Compensation Insurance	2,238	4,329	6,160	8,600
	SUBTOTAL SALARIES & BENEFITS	122,632	161,464	217,430	238,620
62000	Utilities	629	393	800	400
62010	Communications	1,024	794	800	1,000
62012	Cellular Phone Charges	14	8	100	720
62120	Training, Transportation, Meetings	121	647	0	5,750
62140	Membership, Subscription & Dues	63	115	0	120
62200	Advertising	0	3,760	300	4,000
62251	Other Agency Services	168	335	400	350
62300	Contract Services-Professional	10,649	40,543	38,100	40,750
62302	Contracted Vendor Personnel Services	8,363	4,638	3,700	8,150
62600	Parking Validation	122	237	100	250
62700	Auto Expense	250	220	300	300
	SUBTOTAL CONTRACTUALS	21,402	51,688	44,600	61,790
63001	Miscellaneous Operating Expenses	2,161	1,640	3,100	3,050
63300	Gas & Diesel	8	129	800	700
	SUBTOTAL COMMODITIES	2,169	1,769	3,900	3,750
65000	Building Rental	4,688	6,136	7,500	7,500
65010	Rental City Equipment	224	2,143	8,700	8,670
65011	Equipment Replacement Charges	0	0	0	2,920
65012	Accident Repair & Replacement	8	100	300	270
65040	IT Maintenance Charge	419	0	9,520	9,520
65050	IT Department Specific	1,884	8,567	0	0
65100	Insurance Charges	4,829	5,839	6,030	9,350
65105	Benefits Overhead	0	0	0	410
65210	Delivery Charges	0	0	290	290
65400	Indirect Costs	6,495	9,457	17,500	15,980
	SUBTOTAL FIXED CHARGES	18,548	32,243	49,840	54,910
66400	Machinery & Equipment	0	0	0	18,750
	SUBTOTAL CAPITAL	0	0	0	18,750
69157	Bad Debt Expense - Loans	6,638,677	3,400,295	0	0
	SUBTOTAL MISCELLANEOUS	6,638,677	3,400,295	0	0
	TOTAL	6,803,428	3,647,460	315,770	377,820

HOUSING AUTHORITY LMIHF

COMMUNITY DEVELOPMENT		ACCOUNTING UNIT			
HOUSING ASSET CAP PROJECTS		60718830			
Account Code	LINE ITEM RESOURCES	ACTUAL FY 17-18	ACTUAL FY 18-19	ADOPTED FY 19-20	PROPOSED FY 20-21
66220	Improvements Other Than Building	10,848	255,305	167,100	50,000
	SUBTOTAL CAPITAL	10,848	255,305	167,100	50,000
69011	Reserve Appropriation	0	0	23,870	0
69152	Loans & Grants	0	0	1,155,200	1,069,900
	SUBTOTAL MISCELLANEOUS	0	0	1,179,070	1,069,900
	TOTAL	10,848	255,305	1,346,170	1,119,900

**2003A SERIES TAX ALLOC BOND
DEPARTMENT RESOURCE SUMMARY**

COMMUNITY DEVELOPMENT

ACTIVITIES		ACTUAL FY 17-18	ACTUAL FY 18-19	ADOPTED FY 19-20	PROPOSED FY 20-21
REVENUES					
58005	Investment Income-Trustee	127	310	0	0
59000-655	Transfer From Fund 655	0	12,649,301	0	0
59000-671	Transfer From Fund 671	1,277,239	994,422	4,700	0
	TOTAL REVENUES	1,277,366	13,644,033	4,700	0
EXPENDITURES					
65218020	2003A SERIES BOND DEBT SERVICE	595,159	203,471	4,700	0
	TOTAL EXPENDITURES	595,159	203,471	4,700	0
OPERATING EXPENSES		ACTUAL FY 17-18	ACTUAL FY 18-19	ADOPTED FY 19-20	PROPOSED FY 20-21
62000	CONTRACTUALS	5,754	1,375	4,700	0
67000	DEBT SERVICE	589,405	202,096	0	0
	TOTAL	595,159	203,471	4,700	0

2003A SERIES TAX ALLOC BOND

COMMUNITY DEVELOPMENT		ACCOUNTING UNIT			
2003A SERIES BOND REVENUES		65218002			
Account Code	LINE ITEM RESOURCES	ACTUAL FY 17-18	ACTUAL FY 18-19	ADOPTED FY 19-20	PROPOSED FY 20-21
58005	Investment Income-Trustee	127	310	0	0
59000	Transfer From Fund 655	0	12,649,301	0	0
59000	Transfer From Fund 671	1,277,239	994,422	4,700	0
	SUBTOTAL REVENUES	1,277,366	13,644,033	4,700	0
	TOTAL	1,277,366	13,644,033	4,700	0

2003A SERIES TAX ALLOC BOND

COMMUNITY DEVELOPMENT		ACCOUNTING UNIT			
2003A SERIES BOND DEBT SERVICE		65218020			
Account Code	LINE ITEM RESOURCES	ACTUAL FY 17-18	ACTUAL FY 18-19	ADOPTED FY 19-20	PROPOSED FY 20-21
62300	Contract Services-Professional	1,450	1,375	2,200	0
62401	Trustee Fee	4,304	0	2,500	0
	SUBTOTAL CONTRACTUALS	5,754	1,375	4,700	0
67310	Bond Interest	589,405	202,096	0	0
	SUBTOTAL DEBT SERVICE	589,405	202,096	0	0
	TOTAL	595,159	203,471	4,700	0

**2011A SERIES TAX ALLOC BOND
DEPARTMENT RESOURCE SUMMARY**

COMMUNITY DEVELOPMENT

ACTIVITIES		ACTUAL FY 17-18	ACTUAL FY 18-19	ADOPTED FY 19-20	PROPOSED FY 20-21
REVENUES					
58005	Investment Income-Trustee	57,183	45,661	0	0
59000-655	Transfer From Fund 655	0	52,951,230	0	0
59000-671	Transfer From Fund 671	4,994,097	3,203,237	6,700	0
	TOTAL REVENUES	5,051,280	56,200,128	6,700	0
EXPENDITURES					
65418020	2011 SERIES A DEBT SERVICE	4,218,891	1,485,285	6,700	0
	TOTAL EXPENDITURES	4,218,891	1,485,285	6,700	0
OPERATING EXPENSES		ACTUAL FY 17-18	ACTUAL FY 18-19	ADOPTED FY 19-20	PROPOSED FY 20-21
62000	CONTRACTUALS	5,199	4,449	6,700	0
67000	DEBT SERVICE	4,213,692	1,480,836	0	0
	TOTAL	4,218,891	1,485,285	6,700	0

2011A SERIES TAX ALLOC BOND

COMMUNITY DEVELOPMENT		ACCOUNTING UNIT			
2011 SERIES A TAX ALLOC BONDS		65418002			
Account Code	LINE ITEM RESOURCES	ACTUAL FY 17-18	ACTUAL FY 18-19	ADOPTED FY 19-20	PROPOSED FY 20-21
58005	Investment Income-Trustee	57,183	45,661	0	0
59000	Transfer From Fund 655	0	52,951,230	0	0
59000	Transfer From Fund 671	4,994,097	3,203,237	6,700	0
	SUBTOTAL REVENUES	5,051,280	56,200,128	6,700	0
	TOTAL	5,051,280	56,200,128	6,700	0

2011A SERIES TAX ALLOC BOND

COMMUNITY DEVELOPMENT		ACCOUNTING UNIT			
2011 SERIES A DEBT SERVICE		65418020			
Account Code	LINE ITEM RESOURCES	ACTUAL FY 17-18	ACTUAL FY 18-19	ADOPTED FY 19-20	PROPOSED FY 20-21
62300	Contract Services-Professional	3,100	2,250	4,100	0
62401	Trustee Fee	2,099	2,199	2,600	0
	SUBTOTAL CONTRACTUALS	5,199	4,449	6,700	0
67310	Bond Interest	4,176,308	1,467,419	0	0
67400	Amortization of Bond Discount	37,384	13,417	0	0
	SUBTOTAL DEBT SERVICE	4,213,692	1,480,836	0	0
	TOTAL	4,218,891	1,485,285	6,700	0

**2018 A & B TARB
DEPARTMENT RESOURCE SUMMARY**

COMMUNITY DEVELOPMENT

ACTIVITIES	ACTUAL FY 17-18	ACTUAL FY 18-19	ADOPTED FY 19-20	PROPOSED FY 20-21
REVENUES				
58005 Investment Income-Trustee	0	172	0	0
59000-671 Transfer From Fund 671	0	882,643	5,596,500	3,042,160
TOTAL REVENUES	0	882,815	5,596,500	3,042,160
EXPENDITURES				
65518020 2018 A & B TARB	0	71,201,052	5,596,500	3,042,160
TOTAL EXPENDITURES	0	71,201,052	5,596,500	3,042,160
OPERATING EXPENSES	ACTUAL FY 17-18	ACTUAL FY 18-19	ADOPTED FY 19-20	PROPOSED FY 20-21
62000 CONTRACTUALS	0	692,133	11,000	10,200
67000 DEBT SERVICE	0	2,066,571	5,585,500	3,031,960
68000 TRANSFERS	0	68,442,348	0	0
TOTAL	0	71,201,052	5,596,500	3,042,160

2018 A & B TARB

COMMUNITY DEVELOPMENT		ACCOUNTING UNIT			
2018 A & B TARB		65518002			
Account Code	LINE ITEM RESOURCES	ACTUAL FY 17-18	ACTUAL FY 18-19	ADOPTED FY 19-20	PROPOSED FY 20-21
58005	Investment Income-Trustee	0	172	0	0
59000	Transfer From Fund 671	0	882,643	0	0
	SUBTOTAL REVENUES	0	882,815	0	0
	TOTAL	0	882,815	0	0

2018 A & B TARB

COMMUNITY DEVELOPMENT		ACCOUNTING UNIT			
2018 A & B TARB		65518002			
Account Code	LINE ITEM RESOURCES	ACTUAL FY 17-18	ACTUAL FY 18-19	ADOPTED FY 19-20	PROPOSED FY 20-21
59000	Transfer From Fund 671	0	0	5,596,500	3,042,160
	SUBTOTAL REVENUES	0	0	5,596,500	3,042,160
	TOTAL	0	0	5,596,500	3,042,160

2018 A & B TARB

COMMUNITY DEVELOPMENT		ACCOUNTING UNIT			
2018 A & B TARB		65518020			
Account Code	LINE ITEM RESOURCES	ACTUAL FY 17-18	ACTUAL FY 18-19	ADOPTED FY 19-20	PROPOSED FY 20-21
62300	Contract Services-Professional	0	692,133	0	0
	SUBTOTAL CONTRACTUALS	0	692,133	0	0
67310	Bond Interest	0	1,819,963	0	0
67400	Amortization of Bond Discount	0	246,608	0	0
	SUBTOTAL DEBT SERVICE	0	2,066,571	0	0
68000	Transfer to Fund 652	0	12,649,301	0	0
68000	Transfer to Fund 654	0	52,951,230	0	0
68000	Transfer to Fund 658	0	2,841,818	0	0
	SUBTOTAL TRANSFERS	0	68,442,348	0	0
	TOTAL	0	71,201,052	0	0

2018 A & B TARB

COMMUNITY DEVELOPMENT		ACCOUNTING UNIT			
2018 A & B TARB		65518020			
Account Code	LINE ITEM RESOURCES	ACTUAL FY 17-18	ACTUAL FY 18-19	ADOPTED FY 19-20	PROPOSED FY 20-21
62300	Contract Services-Professional	0	0	6,000	6,000
62401	Trustee Fee	0	0	5,000	4,200
	SUBTOTAL CONTRACTUALS	0	0	11,000	10,200
67300	Bond Principal	0	0	2,830,000	340,000
67310	Bond Interest	0	0	2,755,500	2,691,960
	SUBTOTAL DEBT SERVICE	0	0	5,585,500	3,031,960
	TOTAL	0	0	5,596,500	3,042,160

**2003B SERIES ALLOC BOND
DEPARTMENT RESOURCE SUMMARY**

COMMUNITY DEVELOPMENT

ACTIVITIES		ACTUAL FY 17-18	ACTUAL FY 18-19	ADOPTED FY 19-20	PROPOSED FY 20-21
REVENUES					
58000	Earning On Investments	66	0	0	0
58005	Investment Income-Trustee	252	884	0	0
59000-655	Transfer From Fund 655	0	2,841,818	0	0
59000-671	Transfer From Fund 671	2,891,824	2,824,466	4,700	0
	TOTAL REVENUES	2,892,141	5,667,169	4,700	0
EXPENDITURES					
65818020	2003B SERIES BOND DEBT SERVICE	305,960	75,904	4,700	0
	TOTAL EXPENDITURES	305,960	75,904	4,700	0
OPERATING EXPENSES		ACTUAL FY 17-18	ACTUAL FY 18-19	ADOPTED FY 19-20	PROPOSED FY 20-21
62000	CONTRACTUALS	3,549	1,425	4,700	0
67000	DEBT SERVICE	302,411	74,479	0	0
	TOTAL	305,960	75,904	4,700	0

2003B SERIES ALLOC BOND

COMMUNITY DEVELOPMENT		ACCOUNTING UNIT			
2003B SERIES BOND REVENUE		65818002			
Account Code	LINE ITEM RESOURCES	ACTUAL FY 17-18	ACTUAL FY 18-19	ADOPTED FY 19-20	PROPOSED FY 20-21
58000	Earning On Investments	66	0	0	0
58005	Investment Income-Trustee	252	884	0	0
59000	Transfer From Fund 655	0	2,841,818	0	0
59000	Transfer From Fund 671	2,891,824	2,824,466	4,700	0
	SUBTOTAL REVENUES	2,892,141	5,667,169	4,700	0
	TOTAL	2,892,141	5,667,169	4,700	0

2003B SERIES ALLOC BOND

COMMUNITY DEVELOPMENT		ACCOUNTING UNIT			
2003B SERIES BOND DEBT SERVICE		65818020			
Account Code	LINE ITEM RESOURCES	ACTUAL FY 17-18	ACTUAL FY 18-19	ADOPTED FY 19-20	PROPOSED FY 20-21
62300	Contract Services-Professional	1,450	1,375	2,200	0
62401	Trustee Fee	2,099	50	2,500	0
	SUBTOTAL CONTRACTUALS	3,549	1,425	4,700	0
67310	Bond Interest	296,500	72,361	0	0
67400	Amortization of Bond Discount	5,911	2,118	0	0
	SUBTOTAL DEBT SERVICE	302,411	74,479	0	0
	TOTAL	305,960	75,904	4,700	0

**COSA RDA
DEPARTMENT RESOURCE SUMMARY**

COMMUNITY DEVELOPMENT

ACTIVITIES	ACTUAL FY 17-18	ACTUAL FY 18-19	ADOPTED FY 19-20	PROPOSED FY 20-21
REVENUES				
57071 Sale of Land	155,000	0	590,000	590,000
57960 Rental Of Property	211,724	0	0	0
58000 Earning On Investments	3,514	5,300	0	0
59000-671 Transfer From Fund 671	282,336	127,371	289,700	250,000
TOTAL REVENUES	652,574	132,671	879,700	840,000
EXPENDITURES				
67018843 COSA RDA ADMIN	333,698	195,477	289,780	250,000
67018850 COSA RDA OBLIGATIONS	157,000	0	590,000	590,000
TOTAL EXPENDITURES	490,698	195,477	879,780	840,000
OPERATING EXPENSES	ACTUAL FY 17-18	ACTUAL FY 18-19	ADOPTED FY 19-20	PROPOSED FY 20-21
61000 SALARIES & BENEFITS	266,314	147,747	209,930	190,830
62000 CONTRACTUALS	18,421	17,950	37,860	19,500
63000 COMMODITIES	7,733	2,855	5,000	2,920
65000 FIXED CHARGES	41,230	26,925	36,990	36,750
69000 MISCELLANEOUS	157,000	0	590,000	590,000
TOTAL	490,698	195,477	879,780	840,000

COSA RDA

COMMUNITY DEVELOPMENT		ACCOUNTING UNIT			
COSA RDA REVENUE		67018002			
Account Code	LINE ITEM RESOURCES	ACTUAL FY 17-18	ACTUAL FY 18-19	ADOPTED FY 19-20	PROPOSED FY 20-21
57071	Sale of Land	155,000	0	590,000	590,000
57960	Rental Of Property	211,724	0	0	0
58000	Earning On Investments	3,514	5,300	0	0
59000	Transfer From Fund 671	282,336	127,371	289,700	250,000
	SUBTOTAL REVENUES	652,574	132,671	879,700	840,000
	TOTAL	652,574	132,671	879,700	840,000

COSA RDA

COMMUNITY DEVELOPMENT		ACCOUNTING UNIT			
COSA RDA ADMIN		67018843			
Account Code	LINE ITEM RESOURCES	ACTUAL FY 17-18	ACTUAL FY 18-19	ADOPTED FY 19-20	PROPOSED FY 20-21
61000	Salaries Regular	147,813	102,187	145,320	122,600
61010	Salaries Cash Out/Separation	0	56	0	0
61020	Salaries Part-Time	34,420	0	0	0
61040	Salaries Overtime	10,537	41	8,000	2,480
61100	Retirement-Employer Normal Cost	36,849	2,135	4,690	5,130
61101	Retirement - Employer Unfunded	0	17,462	21,900	0
61102	Retirement- Employer Unfunded- Miscellaneous	0	0	0	28,800
61120	Medicare Insurance	2,612	1,358	1,820	1,720
61130	Health Insurance	30,077	20,252	22,260	20,550
61170	Retiree Health Benefits	0	0	0	860
61180	Worker Compensation Insurance	4,005	4,256	5,940	8,690
	SUBTOTAL SALARIES & BENEFITS	266,314	147,747	209,930	190,830
62010	Communications	1,071	1,161	1,200	1,200
62120	Training, Transportation, Meetings	3	1,069	2,000	2,000
62140	Membership, Subscription & Dues	0	75	100	100
62200	Advertising	1,286	0	1,500	1,500
62300	Contract Services-Professional	10,530	7,709	20,060	7,700
62302	Contracted Vendor Personnel Services	4,488	7,935	13,000	7,000
62600	Parking Validation	43	0	0	0
62700	Auto Expense	1,000	0	0	0
	SUBTOTAL CONTRACTUALS	18,421	17,950	37,860	19,500
63001	Miscellaneous Operating Expenses	7,733	2,855	5,000	2,920
	SUBTOTAL COMMODITIES	7,733	2,855	5,000	2,920
65000	Building Rental	10,385	6,532	7,100	7,100
65040	IT Maintenance Charge	928	0	6,200	6,200
65050	IT Department Specific	4,174	5,354	0	0
65100	Insurance Charges	10,697	5,741	5,810	9,450
65105	Benefits Overhead	0	0	0	420
65210	Delivery Charges	0	0	280	280
65400	Indirect Costs	15,047	9,298	17,600	13,300
	SUBTOTAL FIXED CHARGES	41,230	26,925	36,990	36,750
	TOTAL	333,698	195,477	289,780	250,000

COSA RDA

COMMUNITY DEVELOPMENT		ACCOUNTING UNIT			
COSA RDA OBLIGATIONS		67018850			
Account Code	LINE ITEM RESOURCES	ACTUAL FY 17-18	ACTUAL FY 18-19	ADOPTED FY 19-20	PROPOSED FY 20-21
69142	Payment to other Agencies	155,000	0	590,000	590,000
69601	Loss On Sale of Land	2,000	0	0	0
	SUBTOTAL MISCELLANEOUS	157,000	0	590,000	590,000
	TOTAL	157,000	0	590,000	590,000

**COSA RDA OBLIGATION RETIREMENT
DEPARTMENT RESOURCE SUMMARY**

COMMUNITY DEVELOPMENT

ACTIVITIES		ACTUAL FY 17-18	ACTUAL FY 18-19	ADOPTED FY 19-20	PROPOSED FY 20-21
REVENUES					
50011	Property Tax	10,086,063	6,969,642	5,886,200	3,045,320
57960	Rental Of Property	0	208,124	226,500	226,480
58000	Earning On Investments	52,949	107,386	0	0
	TOTAL REVENUES	10,139,012	7,285,152	6,112,700	3,271,800
EXPENDITURES					
67118021	COSA RDA OBLIG RETIRE DEBT SRV	9,865,995	8,449,110	6,319,300	3,709,140
	TOTAL EXPENDITURES	9,865,995	8,449,110	6,319,300	3,709,140
OPERATING EXPENSES		ACTUAL FY 17-18	ACTUAL FY 18-19	ADOPTED FY 19-20	PROPOSED FY 20-21
62000	CONTRACTUALS	420,076	416,971	417,000	416,980
67000	DEBT SERVICE	424	0	0	0
68000	TRANSFERS	9,445,495	8,032,139	5,902,300	3,292,160
	TOTAL	9,865,995	8,449,110	6,319,300	3,709,140

COSA RDA OBLIGATION RETIREMENT

COMMUNITY DEVELOPMENT		ACCOUNTING UNIT			
COSA RDA OBLIG RETIRE REV		67118002			
Account Code	LINE ITEM RESOURCES	ACTUAL FY 17-18	ACTUAL FY 18-19	ADOPTED FY 19-20	PROPOSED FY 20-21
50011	Property Tax	10,086,063	6,969,642	5,886,200	3,045,320
57960	Rental Of Property	0	208,124	226,500	226,480
58000	Earning On Investments	52,949	107,386	0	0
	SUBTOTAL REVENUES	10,139,012	7,285,152	6,112,700	3,271,800
	TOTAL	10,139,012	7,285,152	6,112,700	3,271,800

COSA RDA OBLIGATION RETIREMENT

COMMUNITY DEVELOPMENT		ACCOUNTING UNIT			
COSA RDA OBLIG RETIRE DEBT SRV		67118021			
Account Code	LINE ITEM RESOURCES	ACTUAL FY 17-18	ACTUAL FY 18-19	ADOPTED FY 19-20	PROPOSED FY 20-21
62300	Contract Services-Professional	3,105	0	0	0
62400	Auditor Fee	10,500	10,500	10,500	10,500
62500	Rent Payments	406,471	406,471	406,500	406,480
	SUBTOTAL CONTRACTUALS	420,076	416,971	417,000	416,980
67002	Interest-SA Venture	424	0	0	0
	SUBTOTAL DEBT SERVICE	424	0	0	0
68000	Transfer to Fund 652	1,277,239	994,422	4,700	0
68000	Transfer to Fund 654	4,994,097	3,203,237	6,700	0
68000	Transfer to Fund 655	0	882,643	5,596,500	3,042,160
68000	Transfer to Fund 658	2,891,824	2,824,466	4,700	0
68000	Transfer to Fund 670	282,336	127,371	289,700	250,000
	SUBTOTAL TRANSFERS	9,445,495	8,032,139	5,902,300	3,292,160
	TOTAL	9,865,995	8,449,110	6,319,300	3,709,140

Internal Service Funds



INTERNAL SERVICE FUNDS

REVENUE BY FUND	ACTUAL FY 17-18	ACTUAL FY 18-19	ADOPTED FY 19-20	PROPOSED FY 20-21
070 EQUIPMENT REPLACEMENT FUND	1,385,705	1,684,277	1,297,400	1,762,780
071 CENTRAL SERVICES	832,974	692,238	583,140	475,070
073 BUILDING MAINT FUND	4,070,466	4,143,234	4,958,800	4,623,040
075 FLEET MAINTENANCE	3,970,351	3,661,984	4,234,800	4,509,980
076 STORES & PROPERTY CONTROL	1,651,604	2,081,403	1,569,600	1,804,100
080 LIABILITY AND PROPERTY INS FND	6,352,803	9,240,503	8,898,970	11,337,750
081 EMPLOYEE GROUP INSURANCE	21,651,392	22,293,644	23,273,800	28,181,900
082 WORKERS COMPENSATION FUND	6,642,619	8,000,092	9,534,050	10,133,000
085 CITY YARD OPERATION	1,115,831	1,116,205	1,122,200	1,262,890
086 PUB WKS ENG/PROJ MGMT	8,172,276	6,847,360	8,354,000	8,765,000
088 QUALITY SERVICE TRAINING	5,691	3,113	5,000	5,000
101 PUB WKS-ADMIN & PLANNING	5,796,817	4,587,106	5,589,200	5,589,200
109 INFO SYS STRATEGIC PLAN	7,495,064	7,542,906	9,343,920	8,716,760
REVENUE GRAND TOTAL	69,143,593	71,894,065	78,764,880	87,166,470

EXPENDITURE BY FUND	ACTUAL FY 17-18	ACTUAL FY 18-19	ADOPTED FY 19-20	PROPOSED FY 20-21
070 EQUIPMENT REPLACEMENT FUND*				
Public Works				
07017100 EQUIPMENT REPLACEMENT	947,163	590,972	1,297,400	1,325,100
SUBTOTAL	947,163	590,972	1,297,400	1,325,100
071 CENTRAL SERVICES				
Finance Department				
07110100 FIN/MGMT-CENTRAL SVCS	815,163	740,717	757,390	765,730
SUBTOTAL	815,163	740,717	757,390	765,730
073 BUILDING MAINT FUND*				
Public Works				
07317100 BLDG MAINTENANCE	3,672,575	3,666,053	4,264,170	4,860,470
07317101 CUSTODIAL	624,691	633,917	694,630	666,700
SUBTOTAL	4,297,265	4,299,970	4,958,800	5,527,170
075 FLEET MAINTENANCE*				
Public Works				
07517100 EQUIP MAINT-GARAGE OPERATION	4,387,438	4,240,478	4,761,920	5,220,840
07517101 EQUIP REPLACEMENT	209,374	26,366	360,000	200,000
SUBTOTAL	4,596,813	4,266,843	5,121,920	5,420,840
076 STORES & PROPERTY CONTROL*				
Public Works				
07617102 STORES & PROPERTY CONTROL	1,364,902	1,513,006	1,637,770	1,697,930
SUBTOTAL	1,364,902	1,513,006	1,637,770	1,697,930
080 LIABILITY AND PROPERTY INS FND				
Human Resources				
08009051 LIABILITY & PROPERTY INS FUND	10,583,073	10,990,286	16,668,620	11,202,100
08009052 SAFETY PROGRAM	0	0	150,000	187,500
SUBTOTAL	10,583,073	10,990,286	16,818,620	11,389,600
081 EMPLOYEE GROUP INSURANCE				
Human Resources				
08109052 SECTION 125 BENEFITS.	317,510	303,851	326,600	267,800
08109053 EMPLOYEE GROUP INSURANCE	23,699,166	22,906,301	23,701,580	28,881,970
SUBTOTAL	24,016,675	23,210,151	24,028,180	29,149,770

INTERNAL SERVICE FUNDS

EXPENDITURE BY FUND	ACTUAL FY 17-18	ACTUAL FY 18-19	ADOPTED FY 19-20	PROPOSED FY 20-21
082 WORKERS COMPENSATION FUND				
Human Resources				
08209052 SAFETY PROGRAM	0	0	150,000	187,500
08209054 WORKERS COMPENSATION FUND	9,335,178	10,558,129	9,331,420	11,135,650
SUBTOTAL	9,335,178	10,558,129	9,481,420	11,323,150
085 CITY YARD OPERATION*				
Public Works				
08517138 CITY YARD OPERATIONS	1,144,324	1,163,012	1,202,940	1,231,550
SUBTOTAL	1,144,324	1,163,012	1,202,940	1,231,550
086 PUB WKS ENG/PROJ MGMT				
Public Works				
08617611 CONSTRUCTION ENGINEERING	2,783,024	2,894,686	3,372,580	3,469,450
08617612 DESIGN ENGINEERING	3,960,827	4,012,580	5,327,510	5,930,670
08617620 TRAFFIC ENGINEERING	256,440	281,755	534,290	347,940
SUBTOTAL	7,000,291	7,189,021	9,234,380	9,748,060
088 QUALITY SERVICE TRAINING				
Human Resources				
08809050 QUALITY SERVICE TRAINING	0	0	255,000	155,000
SUBTOTAL	0	0	255,000	155,000
101 PUB WKS-ADMIN & PLANNING				
Public Works				
10117601 PUB WKS-ADMIN SERVICES	3,544,210	2,848,796	5,391,130	5,100,230
10117605 PUB WKS-DEVELOPMENT ENGNRING	1,714,607	1,781,082	2,925,010	3,132,690
SUBTOTAL	5,258,817	4,629,878	8,316,140	8,232,920
109 INFO SYS STRATEGIC PLAN				
Information Technology				
10920140 NETWORK & TELECOMMUNICATIONS	1,863,146	1,631,418	2,464,780	2,561,630
10920141 Enterprises Systems	703,066	1,611,798	2,595,360	3,163,910
10920142 PAYROLL SYSTEMS	772,869	0	0	0
10920143 SPECIALIZED SYSTEMS	351,020	679,862	1,119,100	1,235,780
10920144 Customer Service Systems	394,263	0	0	0
10920145 Content & Collaboration	814,558	857,825	900,150	0
10920146 ADMINISTRATION & PROJECTS	463,710	490,191	825,440	636,980
10920147 Data Center	1,360,345	1,434,370	1,772,710	1,695,780
10920148 TECHNOLOGY & SUPPORT SERVICES	227,057	455,141	1,382,980	1,102,520
10920149 PROJECTS	0	0	0	5,780,000
SUBTOTAL	6,950,033	7,160,605	11,060,520	16,176,600
EXPENDITURE GRAND TOTAL	76,309,697	76,312,591	94,170,480	102,143,420

**Transferred from Finance to PWA in FY 19-20*

**EQUIPMENT REPLACEMENT FUND
DEPARTMENT RESOURCE SUMMARY**

PUBLIC WORKS

ACTIVITIES		ACTUAL FY 17-18	ACTUAL FY 18-19	ADOPTED FY 19-20	PROPOSED FY 20-21
REVENUES					
56003	Non-Enterprise ERC	987,296	1,198,324	879,500	1,257,220
56004	Enterprise ERC	361,723	429,553	325,400	405,860
57972	Sale of Equipment	0	0	67,500	74,700
58000	Earning On Investments	36,686	56,400	25,000	25,000
	TOTAL REVENUES	1,385,705	1,684,277	1,297,400	1,762,780
EXPENDITURES					
07017100	EQUIPMENT REPLACEMENT	947,163	590,972	1,297,400	1,325,100
	TOTAL EXPENDITURES	947,163	590,972	1,297,400	1,325,100
OPERATING EXPENSES		ACTUAL FY 17-18	ACTUAL FY 18-19	ADOPTED FY 19-20	PROPOSED FY 20-21
62000	CONTRACTUALS	182,516	48,407	220,000	225,000
66000	CAPITAL	764,647	542,566	1,077,400	1,100,100
	TOTAL	947,163	590,972	1,297,400	1,325,100

EQUIPMENT REPLACEMENT FUND

PUBLIC WORKS		ACCOUNTING UNIT			
EQUIPMENT REPLACEMENT		07017002			
Account Code	LINE ITEM RESOURCES	ACTUAL FY 17-18	ACTUAL FY 18-19	ADOPTED FY 19-20	PROPOSED FY 20-21
56003	Non-Enterprise ERC	987,296	1,198,324	879,500	1,257,220
56004	Enterprise ERC	361,723	429,553	325,400	405,860
57972	Sale of Equipment	0	0	67,500	74,700
58000	Earning On Investments	36,686	56,400	25,000	25,000
	SUBTOTAL REVENUES	1,385,705	1,684,277	1,297,400	1,762,780
	TOTAL	1,385,705	1,684,277	1,297,400	1,762,780

EQUIPMENT REPLACEMENT FUND

PUBLIC WORKS		ACCOUNTING UNIT			
EQUIPMENT REPLACEMENT		07017100			
Account Code	LINE ITEM RESOURCES	ACTUAL FY 17-18	ACTUAL FY 18-19	ADOPTED FY 19-20	PROPOSED FY 20-21
62300	Contract Services-Professional	182,516	48,407	220,000	225,000
	SUBTOTAL CONTRACTUALS	182,516	48,407	220,000	225,000
66400	Machinery & Equipment	764,647	542,566	852,300	875,000
66510	Computer Software	0	0	225,100	225,100
	SUBTOTAL CAPITAL	764,647	542,566	1,077,400	1,100,100
	TOTAL	947,163	590,972	1,297,400	1,325,100

**CENTRAL SERVICES
DEPARTMENT RESOURCE SUMMARY**

FINANCE DEPARTMENT

ACTIVITIES	ACTUAL FY 17-18	ACTUAL FY 18-19	ADOPTED FY 19-20	PROPOSED FY 20-21
REVENUES				
56000 Charges To Departments	827,911	687,675	0	0
56010 Delivery Charges	0	0	84,140	84,140
56011 Postage Charge	0	0	220,000	174,460
56012 Reprographics Charge	0	0	275,000	212,470
58000 Earning On Investments	5,063	4,563	4,000	4,000
TOTAL REVENUES	832,974	692,238	583,140	475,070
EXPENDITURES				
07110100 FIN/MGMT-CENTRAL SVCS	815,163	740,717	757,390	765,730
TOTAL EXPENDITURES	815,163	740,717	757,390	765,730
OPERATING EXPENSES	ACTUAL FY 17-18	ACTUAL FY 18-19	ADOPTED FY 19-20	PROPOSED FY 20-21
61000 SALARIES & BENEFITS	273,634	270,848	243,020	251,360
62000 CONTRACTUALS	170,562	131,158	45,200	57,200
63000 COMMODITIES	234,190	203,696	258,500	259,310
65000 FIXED CHARGES	129,036	134,464	145,670	144,860
66000 CAPITAL	0	0	65,000	53,000
67000 DEBT SERVICE	7,741	551	0	0
TOTAL	815,163	740,717	757,390	765,730

CENTRAL SERVICES

FINANCE DEPARTMENT		ACCOUNTING UNIT			
FIN/MGMT-CENTRAL SVCS		07110002			
Account Code	LINE ITEM RESOURCES	ACTUAL FY 17-18	ACTUAL FY 18-19	ADOPTED FY 19-20	PROPOSED FY 20-21
56000	Charges To Departments	827,911	687,675	0	0
56010	Delivery Charges	0	0	84,140	84,140
56011	Postage Charge	0	0	220,000	174,460
56012	Reprographics Charge	0	0	275,000	212,470
58000	Earning On Investments	5,063	4,563	4,000	4,000
	SUBTOTAL REVENUES	832,974	692,238	583,140	475,070
	TOTAL	832,974	692,238	583,140	475,070

CENTRAL SERVICES

FINANCE DEPARTMENT		ACCOUNTING UNIT			
FIN/MGMT-CENTRAL SVCS		07110100			
Account Code	LINE ITEM RESOURCES	ACTUAL FY 17-18	ACTUAL FY 18-19	ADOPTED FY 19-20	PROPOSED FY 20-21
61000	Salaries Regular	162,837	171,002	135,910	145,430
61010	Salaries Cash Out/Separation	0	5,312	0	0
61020	Salaries Part-Time	25,337	20,338	26,800	26,800
61100	Retirement-Employer Normal Cost	43,029	2,776	3,940	5,770
61101	Retirement - Employer Unfunded	0	22,702	28,570	0
61102	Retirement- Employer Unfunded- Miscellaneous	0	0	0	27,600
61110	Part-Time Retirement	950	958	1,000	1,000
61120	Medicare Insurance	2,459	2,594	2,180	2,460
61130	Health Insurance	35,430	36,349	33,310	33,120
61180	Worker Compensation Insurance	3,593	8,817	11,310	9,180
	SUBTOTAL SALARIES & BENEFITS	273,634	270,848	243,020	251,360
62010	Communications	2,975	2,183	3,200	3,200
62300	Contract Services-Professional	166,649	128,725	32,000	44,000
62322	Maintenance & Repair Machinery	400	0	10,000	10,000
62501	Operating Lease Expense	238	0	0	0
62700	Auto Expense	300	250	0	0
	SUBTOTAL CONTRACTUALS	170,562	131,158	45,200	57,200
63001	Miscellaneous Operating Expenses	73,886	77,190	76,600	86,600
63020	Postage/Printing	159,253	125,000	180,000	170,000
63300	Gas & Diesel	1,051	1,506	1,900	2,710
	SUBTOTAL COMMODITIES	234,190	203,696	258,500	259,310
65000	Building Rental	90,497	89,005	95,540	95,540
65010	Rental City Equipment	2,628	2,628	5,380	5,380
65012	Accident Repair & Replacement	180	133	200	200
65040	IT Maintenance Charge	0	0	12,950	12,950
65050	IT Department Specific	10,000	11,779	0	0
65100	Insurance Charges	7,497	11,038	11,070	9,790
65105	Benefits Overhead	0	0	0	470
65210	Delivery Charges	0	0	260	260
65400	Indirect Costs	18,234	19,880	20,270	20,270
	SUBTOTAL FIXED CHARGES	129,036	134,464	145,670	144,860
66400	Machinery & Equipment	0	0	65,000	53,000
	SUBTOTAL CAPITAL	0	0	65,000	53,000
67210	Interest-Capital Lease	7,741	551	0	0
	SUBTOTAL DEBT SERVICE	7,741	551	0	0
	TOTAL	815,163	740,717	757,390	765,730

**BUILDING MAINT FUND
DEPARTMENT RESOURCE SUMMARY**

PUBLIC WORKS

ACTIVITIES		ACTUAL FY 17-18	ACTUAL FY 18-19	ADOPTED FY 19-20	PROPOSED FY 20-21
REVENUES					
56100	McFadden Branch Library	15,426	15,426	0	0
56101	Newhope Branch Library	24,813	24,813	62,730	62,730
56102	Rental Charge City Department	1,162,909	1,166,532	1,356,370	1,356,370
56103	Rental New Corporate Yard	782,419	822,679	1,079,100	743,340
56104	Rental El Salvador Building	76,973	92,368	68,010	68,010
56105	Rental Jerome Building	164,128	172,335	148,270	148,270
56106	Rental City Hall Annex Buildin	921,030	921,030	1,032,210	1,032,210
56107	Rental Santa Anita Building	17,619	17,619	19,340	19,340
56108	Rental Senior Citizen Center B	26,816	26,816	65,940	65,940
56109	Rental Police Facility	677,821	677,821	722,200	722,200
56110	Rental Library Building	95,284	95,284	277,730	277,730
56111	Rental Corbin Center Building	13,625	13,625	48,260	48,260
56112	Rental Police Sub Station	7,010	7,010	7,000	7,000
56113	Rental-Southwest Senior Center	44,291	44,291	71,640	71,640
57000	Expense Reimbursement	1,515	0	0	0
58000	Earning On Investments	38,787	45,585	0	0
	TOTAL REVENUES	4,070,466	4,143,234	4,958,800	4,623,040
EXPENDITURES					
07317100	BLDG MAINTENANCE	3,672,575	3,666,053	4,264,170	4,860,470
07317101	CUSTODIAL	624,691	633,917	694,630	666,700
	TOTAL EXPENDITURES	4,297,265	4,299,970	4,958,800	5,527,170
OPERATING EXPENSES		ACTUAL FY 17-18	ACTUAL FY 18-19	ADOPTED FY 19-20	PROPOSED FY 20-21
61000	SALARIES & BENEFITS	1,815,583	1,798,816	2,083,940	1,818,310
62000	CONTRACTUALS	2,022,966	2,032,776	2,012,400	2,929,500
63000	COMMODITIES	155,943	122,253	140,400	89,270
65000	FIXED CHARGES	194,500	291,424	323,290	456,290
66000	CAPITAL	52,486	0	323,470	150,000
67000	DEBT SERVICE	55,788	54,702	75,300	83,800
	TOTAL	4,297,265	4,299,970	4,958,800	5,527,170

BUILDING MAINT FUND

PUBLIC WORKS		ACCOUNTING UNIT			
PWA-BLDG MAINTENANCE		07317002			
Account Code	LINE ITEM RESOURCES	ACTUAL FY 17-18	ACTUAL FY 18-19	ADOPTED FY 19-20	PROPOSED FY 20-21
56100	McFadden Branch Library	15,426	15,426	0	0
56101	Newhope Branch Library	24,813	24,813	62,730	62,730
56102	Rental Charge City Department	1,162,909	1,166,532	1,356,370	1,356,370
56103	Rental New Corporate Yard	782,419	822,679	1,079,100	743,340
56104	Rental El Salvador Building	76,973	92,368	68,010	68,010
56105	Rental Jerome Building	164,128	172,335	148,270	148,270
56106	Rental City Hall Annex Buildin	921,030	921,030	1,032,210	1,032,210
56107	Rental Santa Anita Building	17,619	17,619	19,340	19,340
56108	Rental Senior Citizen Center B	26,816	26,816	65,940	65,940
56109	Rental Police Facility	677,821	677,821	722,200	722,200
56110	Rental Library Building	95,284	95,284	277,730	277,730
56111	Rental Corbin Center Building	13,625	13,625	48,260	48,260
56112	Rental Police Sub Station	7,010	7,010	7,000	7,000
56113	Rental-Southwest Senior Center	44,291	44,291	71,640	71,640
57000	Expense Reimbursement	1,515	0	0	0
58000	Earning On Investments	38,787	45,585	0	0
	SUBTOTAL REVENUES	4,070,466	4,143,234	4,958,800	4,623,040
	TOTAL	4,070,466	4,143,234	4,958,800	4,623,040

BUILDING MAINT FUND

PUBLIC WORKS		ACCOUNTING UNIT			
BLDG MAINTENANCE		07317100			
Account Code	LINE ITEM RESOURCES	ACTUAL FY 17-18	ACTUAL FY 18-19	ADOPTED FY 19-20	PROPOSED FY 20-21
61000	Salaries Regular	968,990	953,709	1,160,470	973,050
61010	Salaries Cash Out/Separation	39,734	30,065	0	0
61020	Salaries Part-Time	11,149	4,921	15,200	15,200
61040	Salaries Overtime	12,870	21,720	15,000	15,000
61100	Retirement-Employer Normal Cost	274,602	40,128	60,460	79,640
61101	Retirement - Employer Unfunded	0	328,196	412,800	0
61102	Retirement- Employer Unfunded- Miscellaneous	0	0	0	338,040
61110	Part-Time Retirement	386	185	300	300
61120	Medicare Insurance	12,210	12,574	13,360	14,090
61130	Health Insurance	215,280	209,701	255,650	249,770
61170	Retiree Health Benefits	0	0	0	930
61180	Worker Compensation Insurance	92,857	45,302	57,170	72,000
	SUBTOTAL SALARIES & BENEFITS	1,628,078	1,646,502	1,990,410	1,758,020
62000	Utilities	682,116	760,169	600,000	1,028,000
62010	Communications	37,977	36,792	40,000	40,000
62120	Training, Transportation, Meetings	1,090	0	3,500	4,500
62140	Membership, Subscription & Dues	332	0	10,000	4,000
62251	Other Agency Services	32,127	32,516	35,000	62,000
62300	Contract Services-Professional	853,699	743,709	760,300	1,200,000
62320	Maintenance & Repair Buildings	13,994	5,185	14,500	22,000
62700	Auto Expense	600	500	500	0
	SUBTOTAL CONTRACTUALS	1,621,934	1,578,870	1,463,800	2,360,500
63001	Miscellaneous Operating Expenses	136,043	116,546	117,000	76,000
63100	Uniforms	0	350	0	0
63101	Tool Allowances	0	0	0	0
63200	Operating Materials & Supplies	1,228	0	0	0
63300	Gas & Diesel	4,026	3,895	4,400	6,270
	SUBTOTAL COMMODITIES	141,298	120,791	121,400	82,270
65010	Rental City Equipment	40,212	34,263	48,300	48,300
65012	Accident Repair & Replacement	1,713	1,140	1,300	1,300
65040	IT Maintenance Charge	0	0	79,820	79,820
65050	IT Department Specific	18,430	71,209	0	0
65100	Insurance Charges	10,285	56,717	55,970	188,660
65105	Benefits Overhead	0	0	0	3,400
65210	Delivery Charges	0	0	1,300	1,300
65400	Indirect Costs	102,351	101,858	103,100	103,100
	SUBTOTAL FIXED CHARGES	172,991	265,187	289,790	425,880
66200	Building Improvement	52,486	0	323,470	150,000
	SUBTOTAL CAPITAL	52,486	0	323,470	150,000
67003	Loan Payment-OBF	55,788	54,702	75,300	83,800
	SUBTOTAL DEBT SERVICE	55,788	54,702	75,300	83,800
	TOTAL	3,672,575	3,666,053	4,264,170	4,860,470

BUILDING MAINT FUND

PUBLIC WORKS		ACCOUNTING UNIT			
CUSTODIAL		07317101			
Account Code	LINE ITEM RESOURCES	ACTUAL FY 17-18	ACTUAL FY 18-19	ADOPTED FY 19-20	PROPOSED FY 20-21
61000	Salaries Regular	78,440	86,042	120	14,670
61010	Salaries Cash Out/Separation	0	12,641	0	0
61020	Salaries Part-Time	63,899	18,918	25,000	25,000
61040	Salaries Overtime	213	32	0	0
61100	Retirement-Employer Normal Cost	19,147	1,945	6,930	1,770
61101	Retirement - Employer Unfunded	0	15,910	23,000	0
61102	Retirement- Employer Unfunded- Miscellaneous	0	0	0	10,560
61110	Part-Time Retirement	2,783	1,699	2,000	2,000
61120	Medicare Insurance	1,745	1,355	920	210
61130	Health Insurance	10,321	8,424	28,220	4,540
61180	Worker Compensation Insurance	10,956	5,348	7,340	1,540
	SUBTOTAL SALARIES & BENEFITS	187,504	152,314	93,530	60,290
62300	Contract Services-Professional	4,942	0	4,000	6,500
62310	Janitorial & Housekeeping	395,491	453,405	544,100	562,500
62700	Auto Expense	600	500	500	0
	SUBTOTAL CONTRACTUALS	401,033	453,905	548,600	569,000
63001	Miscellaneous Operating Expenses	14,645	1,461	19,000	7,000
	SUBTOTAL COMMODITIES	14,645	1,461	19,000	7,000
65040	IT Maintenance Charge	0	0	9,040	9,040
65050	IT Department Specific	0	8,031	0	0
65100	Insurance Charges	10,285	6,890	7,190	4,030
65105	Benefits Overhead	0	0	0	70
65210	Delivery Charges	0	0	170	170
65400	Indirect Costs	11,224	11,316	17,100	17,100
	SUBTOTAL FIXED CHARGES	21,509	26,237	33,500	30,410
	TOTAL	624,691	633,917	694,630	666,700

**FLEET MAINTENANCE
DEPARTMENT RESOURCE SUMMARY**

PUBLIC WORKS

ACTIVITIES	ACTUAL FY 17-18	ACTUAL FY 18-19	ADOPTED FY 19-20	PROPOSED FY 20-21
REVENUES				
53902 Misc Service Charge	189,485	52,452	225,000	225,000
56000 Charges To Departments	3,180,507	3,084,378	3,421,600	3,709,690
56006 Accident Repair & Replacement	216,067	277,371	263,200	275,290
57000 Expense Reimbursement	0	33,002	50,000	25,000
57006 Expense Reimbursement-Condemn	140,267	20,284	0	0
57972 Sale of Equipment	47,084	33,522	50,000	50,000
57973 Sale of CNG-Compress Natural G	167,796	135,010	200,000	200,000
58000 Earning On Investments	29,145	25,965	25,000	25,000
TOTAL REVENUES	3,970,351	3,661,984	4,234,800	4,509,980
EXPENDITURES				
07517100 EQUIP MAINT-GARAGE OPERATION	4,387,438	4,240,478	4,761,920	5,220,840
07517101 EQUIP REPLACEMENT	209,374	26,366	360,000	200,000
TOTAL EXPENDITURES	4,596,813	4,266,843	5,121,920	5,420,840
OPERATING EXPENSES	ACTUAL FY 17-18	ACTUAL FY 18-19	ADOPTED FY 19-20	PROPOSED FY 20-21
61000 SALARIES & BENEFITS	2,674,159	2,424,731	2,884,230	3,131,980
62000 CONTRACTUALS	404,113	409,611	430,800	445,500
63000 COMMODITIES	592,655	587,397	539,800	522,710
65000 FIXED CHARGES	712,907	815,083	902,790	1,115,650
66000 CAPITAL	209,374	26,596	360,000	200,000
67000 DEBT SERVICE	3,605	0	4,300	5,000
68000 TRANSFERS	0	3,426	0	0
TOTAL	4,596,813	4,266,843	5,121,920	5,420,840

FLEET MAINTENANCE

PUBLIC WORKS		ACCOUNTING UNIT			
FLEET MAINTENANCE		07517002			
Account Code	LINE ITEM RESOURCES	ACTUAL FY 17-18	ACTUAL FY 18-19	ADOPTED FY 19-20	PROPOSED FY 20-21
53902	Misc Service Charge	189,485	52,452	225,000	225,000
56000	Charges To Departments	3,180,507	3,084,378	3,421,600	3,709,690
56006	Accident Repair & Replacement	216,067	277,371	263,200	275,290
57000	Expense Reimbursement	0	33,002	50,000	25,000
57006	Expense Reimbursement-Condemn	140,267	20,284	0	0
57972	Sale of Equipment	47,084	33,522	50,000	50,000
57973	Sale of CNG-Compress Natural G	167,796	135,010	200,000	200,000
58000	Earning On Investments	29,145	25,965	25,000	25,000
	SUBTOTAL REVENUES	3,970,351	3,661,984	4,234,800	4,509,980
	TOTAL	3,970,351	3,661,984	4,234,800	4,509,980

FLEET MAINTENANCE

PUBLIC WORKS		ACCOUNTING UNIT			
EQUIP MAINT-GARAGE OPERATION		07517100			
Account Code	LINE ITEM RESOURCES	ACTUAL FY 17-18	ACTUAL FY 18-19	ADOPTED FY 19-20	PROPOSED FY 20-21
61000	Salaries Regular	1,703,910	1,583,948	1,896,340	2,012,430
61010	Salaries Cash Out/Separation	2,799	112,530	0	0
61020	Salaries Part-Time	17,374	20,989	17,900	30,000
61040	Salaries Overtime	422	3,535	11,000	11,000
61100	Retirement-Employer Normal Cost	463,374	39,530	78,880	140,280
61101	Retirement - Employer Unfunded	0	323,300	453,400	0
61102	Retirement- Employer Unfunded- Miscellaneous	0	0	0	402,120
61110	Part-Time Retirement	651	787	700	700
61120	Medicare Insurance	22,414	21,226	21,650	29,100
61130	Health Insurance	266,128	241,725	302,380	386,230
61170	Retiree Health Benefits	0	0	0	2,900
61180	Worker Compensation Insurance	197,087	77,162	101,980	117,220
	SUBTOTAL SALARIES & BENEFITS	2,674,159	2,424,731	2,884,230	3,131,980
62010	Communications	25,811	23,130	19,500	17,500
62120	Training, Transportation, Meetings	6,560	9,085	20,000	18,000
62140	Membership, Subscription & Dues	275	275	1,000	5,000
62251	Other Agency Services	0	0	0	20,000
62300	Contract Services-Professional	82,730	45,724	90,000	35,000
62322	Maintenance & Repair Machinery	288,437	331,146	300,000	350,000
62700	Auto Expense	300	250	300	0
	SUBTOTAL CONTRACTUALS	404,113	409,611	430,800	445,500
63001	Miscellaneous Operating Expenses	38,471	41,401	50,000	40,000
63101	Tool Allowances	14,876	11,457	16,500	13,500
63202	Operating Materials & Supplies	473,065	472,427	379,300	395,000
63300	Gas & Diesel	22,189	13,892	24,000	34,210
63301	Alternative Fuel-CNG	44,054	48,220	70,000	40,000
	SUBTOTAL COMMODITIES	592,655	587,397	539,800	522,710
65020	City Yard Rental	444,140	444,140	488,460	488,460
65040	IT Maintenance Charge	0	0	120,480	120,480
65050	IT Department Specific	67,680	107,082	0	0
65100	Insurance Charges	33,985	96,603	99,840	307,170
65105	Benefits Overhead	0	0	0	5,530
65210	Delivery Charges	0	0	2,310	2,310
65400	Indirect Costs	167,102	167,258	191,700	191,700
	SUBTOTAL FIXED CHARGES	712,907	815,083	902,790	1,115,650
66400	Machinery & Equipment	0	230	0	0
	SUBTOTAL CAPITAL	0	230	0	0
67200	Principal-Capital Lease	3,605	0	4,300	5,000
	SUBTOTAL DEBT SERVICE	3,605	0	4,300	5,000
68000	Transfer to Fund 051	0	3,426	0	0
	SUBTOTAL TRANSFERS	0	3,426	0	0
	TOTAL	4,387,438	4,240,478	4,761,920	5,220,840

FLEET MAINTENANCE

PUBLIC WORKS		ACCOUNTING UNIT			
EQUIP REPLACEMENT		07517101			
Account Code	LINE ITEM RESOURCES	ACTUAL FY 17-18	ACTUAL FY 18-19	ADOPTED FY 19-20	PROPOSED FY 20-21
66400	Machinery & Equipment	209,374	26,366	360,000	200,000
	SUBTOTAL CAPITAL	209,374	26,366	360,000	200,000
	TOTAL	209,374	26,366	360,000	200,000

**STORES & PROPERTY CONTROL
DEPARTMENT RESOURCE SUMMARY**

PUBLIC WORKS

ACTIVITIES	ACTUAL FY 17-18	ACTUAL FY 18-19	ADOPTED FY 19-20	PROPOSED FY 20-21
REVENUES				
56000 Charges To Departments	443,977	644,626	0	0
56001 Gas & Diesel Dept Charge Back	942,968	1,158,281	1,253,800	1,483,600
56002 Store Administrative Charge Ba	212,585	229,643	229,800	245,500
57006 Expense Reimbursement-Condemn	0	0	1,000	0
57010 Miscellaneous Recoveries	1,094	300	15,000	5,000
57972 Sale of Equipment	12,873	13,672	25,000	25,000
57974 Sale of Propane	37,936	34,882	35,000	35,000
58000 Earning On Investments	173	0	10,000	10,000
TOTAL REVENUES	1,651,604	2,081,403	1,569,600	1,804,100
EXPENDITURES				
07617102 STORES & PROPERTY CONTROL	1,364,902	1,513,006	1,637,770	1,697,930
TOTAL EXPENDITURES	1,364,902	1,513,006	1,637,770	1,697,930
OPERATING EXPENSES	ACTUAL FY 17-18	ACTUAL FY 18-19	ADOPTED FY 19-20	PROPOSED FY 20-21
61000 SALARIES & BENEFITS	285,945	318,595	286,460	301,180
62000 CONTRACTUALS	583	2,185	66,200	51,700
63000 COMMODITIES	848,508	936,058	1,005,000	1,050,000
65000 FIXED CHARGES	229,866	256,169	280,110	295,050
TOTAL	1,364,902	1,513,006	1,637,770	1,697,930

STORES & PROPERTY CONTROL

PUBLIC WORKS		ACCOUNTING UNIT			
STORES & PROPERTY CONTROL		07617002			
Account Code	LINE ITEM RESOURCES	ACTUAL FY 17-18	ACTUAL FY 18-19	ADOPTED FY 19-20	PROPOSED FY 20-21
56000	Charges To Departments	443,977	644,626	0	0
56001	Gas & Diesel Dept Charge Back	942,968	1,158,281	1,253,800	1,483,600
56002	Store Administrative Charge Ba	212,585	229,643	229,800	245,500
57006	Expense Reimbursement-Condemn	0	0	1,000	0
57010	Miscellaneous Recoveries	1,094	300	15,000	5,000
57972	Sale of Equipment	12,873	13,672	25,000	25,000
57974	Sale of Propane	37,936	34,882	35,000	35,000
58000	Earning On Investments	173	0	10,000	10,000
	SUBTOTAL REVENUES	1,651,604	2,081,403	1,569,600	1,804,100
	TOTAL	1,651,604	2,081,403	1,569,600	1,804,100

STORES & PROPERTY CONTROL

PUBLIC WORKS		ACCOUNTING UNIT			
STORES & PROPERTY CONTROL		07617102			
Account Code	LINE ITEM RESOURCES	ACTUAL FY 17-18	ACTUAL FY 18-19	ADOPTED FY 19-20	PROPOSED FY 20-21
61000	Salaries Regular	157,488	146,461	127,420	146,440
61010	Salaries Cash Out/Separation	0	6,818	0	0
61020	Salaries Part-Time	45,964	65,350	41,700	41,700
61040	Salaries Overtime	719	328	1,000	5,000
61100	Retirement-Employer Normal Cost	44,976	6,703	7,970	11,150
61101	Retirement - Employer Unfunded	0	54,825	73,200	0
61102	Retirement- Employer Unfunded- Miscellaneous	0	0	0	55,560
61110	Part-Time Retirement	1,724	2,451	2,400	2,400
61120	Medicare Insurance	2,551	2,654	1,580	2,120
61130	Health Insurance	28,147	23,187	18,220	26,360
61170	Retiree Health Benefits	0	0	0	90
61180	Worker Compensation Insurance	4,376	9,817	12,970	10,360
	SUBTOTAL SALARIES & BENEFITS	285,945	318,595	286,460	301,180
62010	Communications	0	56	500	700
62120	Training, Transportation, Meetings	228	79	1,000	1,000
62251	Other Agency Services	0	0	0	10,000
62300	Contract Services-Professional	355	2,049	64,700	40,000
	SUBTOTAL CONTRACTUALS	583	2,185	66,200	51,700
63001	Miscellaneous Operating Expenses	9,737	8,834	15,000	30,000
63300	Gas & Diesel	832,241	900,064	950,000	950,000
63302	Alternative Fuel-Propane	6,529	27,161	40,000	70,000
	SUBTOTAL COMMODITIES	848,508	936,058	1,005,000	1,050,000
65010	Rental City Equipment	6,288	8,637	16,000	16,000
65011	Equipment Replacement Charges	0	0	500	500
65012	Accident Repair & Replacement	540	396	0	0
65020	City Yard Rental	201,025	201,025	221,080	221,080
65040	IT Maintenance Charge	0	0	12,950	12,950
65050	IT Department Specific	0	11,779	0	0
65100	Insurance Charges	2,230	12,291	12,690	27,140
65105	Benefits Overhead	0	0	0	490
65210	Delivery Charges	0	0	290	290
65400	Indirect Costs	19,783	22,041	16,600	16,600
	SUBTOTAL FIXED CHARGES	229,866	256,169	280,110	295,050
	TOTAL	1,364,902	1,513,006	1,637,770	1,697,930

**LIABILITY AND PROPERTY INS FND
DEPARTMENT RESOURCE SUMMARY**

HUMAN RESOURCES

ACTIVITIES		ACTUAL FY 17-18	ACTUAL FY 18-19	ADOPTED FY 19-20	PROPOSED FY 20-21
REVENUES					
56000	Charges To Departments	6,381,726	8,544,479	8,748,970	10,787,750
57000	Expense Reimbursement	0	47,966	0	0
57010	Miscellaneous Recoveries	0	11,343	0	400,000
58000	Earning On Investments	229,647	198,585	150,000	150,000
58002	Net Increase (Decrease) In Fai	(258,570)	438,129	0	0
TOTAL REVENUES		6,352,803	9,240,503	8,898,970	11,337,750
EXPENDITURES					
08009051	LIABILITY & PROPERTY INS FUND	10,583,073	10,990,286	16,668,620	11,202,100
08009052	SAFETY PROGRAM	0	0	150,000	187,500
TOTAL EXPENDITURES		10,583,073	10,990,286	16,818,620	11,389,600
OPERATING EXPENSES		ACTUAL FY 17-18	ACTUAL FY 18-19	ADOPTED FY 19-20	PROPOSED FY 20-21
61000	SALARIES & BENEFITS	591,810	558,781	446,220	771,340
62000	CONTRACTUALS	1,562,741	798,383	2,591,190	1,108,820
63000	COMMODITIES	10,568	33,539	49,950	106,790
64000	INSURANCE & CLAIMS	7,133,888	9,382,586	13,460,000	9,093,490
65000	FIXED CHARGES	1,105,214	139,043	243,260	271,160
66000	CAPITAL	178,853	77,953	28,000	38,000
TOTAL		10,583,073	10,990,286	16,818,620	11,389,600

LIABILITY AND PROPERTY INS FND

HUMAN RESOURCES		ACCOUNTING UNIT			
LIABILITY & PROPERTY INS REVEN		08009002			
Account Code	LINE ITEM RESOURCES	ACTUAL FY 17-18	ACTUAL FY 18-19	ADOPTED FY 19-20	PROPOSED FY 20-21
56000	Charges To Departments	6,381,726	8,544,479	8,748,970	10,787,750
57000	Expense Reimbursement	0	47,966	0	0
57010	Miscellaneous Recoveries	0	11,343	0	400,000
58000	Earning On Investments	229,647	198,585	150,000	150,000
58002	Net Increase (Decrease) In Fai	(258,570)	438,129	0	0
	SUBTOTAL REVENUES	6,352,803	9,240,503	8,898,970	11,337,750
	TOTAL	6,352,803	9,240,503	8,898,970	11,337,750

LIABILITY AND PROPERTY INS FND

HUMAN RESOURCES		ACCOUNTING UNIT			
LIABILITY & PROPERTY INS FUND		08009051			
Account Code	LINE ITEM RESOURCES	ACTUAL FY 17-18	ACTUAL FY 18-19	ADOPTED FY 19-20	PROPOSED FY 20-21
61000	Salaries Regular	390,101	342,396	324,920	442,750
61010	Salaries Cash Out/Separation	16,095	0	0	0
61020	Salaries Part-Time	1,679	47,961	0	0
61040	Salaries Overtime	3,061	55	10,000	10,000
61100	Retirement-Employer Normal Cost	103,601	9,444	12,410	28,280
61101	Retirement - Employer Unfunded	0	77,239	0	0
61102	Retirement- Employer Unfunded- Miscellaneous	0	0	0	197,040
61120	Medicare Insurance	6,228	5,691	4,660	6,290
61130	Health Insurance	52,975	55,946	69,440	65,380
61170	Retiree Health Benefits	0	0	0	1,910
61180	Worker Compensation Insurance	18,070	20,049	24,790	19,690
	SUBTOTAL SALARIES & BENEFITS	591,810	558,781	446,220	771,340
62010	Communications	3,711	3,608	4,700	4,820
62120	Training, Transportation, Meetings	1,371	2,963	7,500	4,690
62140	Membership, Subscription & Dues	610	910	10,050	10,300
62300	Contract Services-Professional	361,323	372,896	760,140	495,000
62302	Contracted Vendor Personnel Services	1,194,826	416,806	1,687,500	500,000
62322	Maintenance & Repair Machinery	0	0	1,000	1,000
62600	Parking Validation	0	0	300	310
62700	Auto Expense	900	1,200	0	1,200
	SUBTOTAL CONTRACTUALS	1,562,741	798,383	2,471,190	1,017,320
63001	Miscellaneous Operating Expenses	10,568	33,539	29,750	30,500
63300	Gas & Diesel	0	0	200	290
	SUBTOTAL COMMODITIES	10,568	33,539	29,950	30,790
64010	Insurance Payment	3,888,420	4,476,243	8,060,000	3,939,740
64050	Losses Paid	3,210,793	4,827,125	5,250,000	4,800,000
64070	Unemployment Claims Paid	34,675	79,218	150,000	353,750
	SUBTOTAL INSURANCE & CLAIMS	7,133,888	9,382,586	13,460,000	9,093,490
65000	Building Rental	20,955	20,955	71,660	71,660
65010	Rental City Equipment	0	0	13,000	13,000
65040	IT Maintenance Charge	0	0	14,460	14,460
65050	IT Department Specific	391,580	12,850	0	0
65100	Insurance Charges	0	0	0	22,610
65105	Benefits Overhead	0	0	0	940
65205	Internal Departments Personnel	652,778	64,674	108,340	111,590
65400	Indirect Costs	39,901	40,564	35,800	36,900
	SUBTOTAL FIXED CHARGES	1,105,214	139,043	243,260	271,160
66200	Building Improvement	178,853	77,516	0	0
66400	Machinery & Equipment	0	437	10,000	10,000
66510	Computer Software	0	0	2,500	2,500
66600	Books Records Video	0	0	5,500	5,500
	SUBTOTAL CAPITAL	178,853	77,953	18,000	18,000
	TOTAL	10,583,073	10,990,286	16,668,620	11,202,100

LIABILITY AND PROPERTY INS FND

HUMAN RESOURCES		ACCOUNTING UNIT			
SAFETY PROGRAM		08009052			
Account Code	LINE ITEM RESOURCES	ACTUAL FY 17-18	ACTUAL FY 18-19	ADOPTED FY 19-20	PROPOSED FY 20-21
62010	Communications	0	0	3,000	3,000
62120	Training, Transportation, Meetings	0	0	37,500	45,000
62140	Membership, Subscription & Dues	0	0	4,500	4,500
62300	Contract Services-Professional	0	0	40,250	39,000
62302	Contracted Vendor Personnel Services	0	0	34,750	0
	SUBTOTAL CONTRACTUALS	0	0	120,000	91,500
63001	Miscellaneous Operating Expenses	0	0	20,000	76,000
	SUBTOTAL COMMODITIES	0	0	20,000	76,000
66400	Machinery & Equipment	0	0	2,500	0
66510	Computer Software	0	0	3,750	20,000
66600	Books Records Video	0	0	3,750	0
	SUBTOTAL CAPITAL	0	0	10,000	20,000
	TOTAL	0	0	150,000	187,500

**EMPLOYEE GROUP INSURANCE
DEPARTMENT RESOURCE SUMMARY**

HUMAN RESOURCES

ACTIVITIES		ACTUAL FY 17-18	ACTUAL FY 18-19	ADOPTED FY 19-20	PROPOSED FY 20-21
REVENUES					
56000	Charges To Departments	19,041,730	19,141,060	19,800,000	23,852,900
56090	Benefit Overhead Charge	0	0	0	400,000
56800	Employee Contribution	1,913,836	1,817,734	2,081,900	2,395,000
56801	Medical Contribution	214,945	213,841	220,500	170,000
56802	Child Care Contribution	83,970	91,915	96,600	88,000
56804	POA Retiree Health Insurance	345,604	1,019,287	1,060,100	1,273,000
58000	Earning On Investments	51,307	9,807	14,700	3,000
	TOTAL REVENUES	21,651,392	22,293,644	23,273,800	28,181,900
EXPENDITURES					
08109052	SECTION 125 BENEFITS.	317,510	303,851	326,600	267,800
08109053	EMPLOYEE GROUP INSURANCE	23,699,166	22,906,301	23,701,580	28,881,970
	TOTAL EXPENDITURES	24,016,675	23,210,151	24,028,180	29,149,770
OPERATING EXPENSES		ACTUAL FY 17-18	ACTUAL FY 18-19	ADOPTED FY 19-20	PROPOSED FY 20-21
61000	SALARIES & BENEFITS	873,850	975,069	666,690	874,690
62000	CONTRACTUALS	109,023	113,802	296,300	159,200
63000	COMMODITIES	9,782	12,469	22,000	20,000
64000	INSURANCE & CLAIMS	22,649,318	21,875,377	22,841,100	27,803,700
65000	FIXED CHARGES	374,702	233,435	198,090	292,180
66000	CAPITAL	0	0	4,000	0
	TOTAL	24,016,675	23,210,151	24,028,180	29,149,770

EMPLOYEE GROUP INSURANCE

HUMAN RESOURCES		ACCOUNTING UNIT			
SECTION 125 BENEFITS REVENUE		08109002			
Account Code	LINE ITEM RESOURCES	ACTUAL FY 17-18	ACTUAL FY 18-19	ADOPTED FY 19-20	PROPOSED FY 20-21
56000	Charges To Departments	19,041,730	19,141,060	19,800,000	23,852,900
56090	Benefit Overhead Charge	0	0	0	400,000
56800	Employee Contribution	1,913,836	1,817,734	2,081,900	2,395,000
56801	Medical Contribution	214,945	213,841	220,500	170,000
56802	Child Care Contribution	83,970	91,915	96,600	88,000
56804	POA Retiree Health Insurance	345,604	1,019,287	1,060,100	1,273,000
58000	Earning On Investments	51,307	9,807	14,700	3,000
	SUBTOTAL REVENUES	21,651,392	22,293,644	23,273,800	28,181,900
	TOTAL	21,651,392	22,293,644	23,273,800	28,181,900

EMPLOYEE GROUP INSURANCE

HUMAN RESOURCES		ACCOUNTING UNIT			
SECTION 125 BENEFITS.		08109052			
Account Code	LINE ITEM RESOURCES	ACTUAL FY 17-18	ACTUAL FY 18-19	ADOPTED FY 19-20	PROPOSED FY 20-21
64090	Benefit Payments-Medical	223,101	215,387	220,500	170,200
64093	Benefit Payments-Child Care	91,593	88,463	96,600	88,100
64094	Flex Acct Bank Charges	2,815	0	9,500	9,500
	SUBTOTAL INSURANCE & CLAIMS	317,510	303,851	326,600	267,800
	TOTAL	317,510	303,851	326,600	267,800

EMPLOYEE GROUP INSURANCE

HUMAN RESOURCES		ACCOUNTING UNIT			
EMPLOYEE GROUP INSURANCE		08109053			
Account Code	LINE ITEM RESOURCES	ACTUAL FY 17-18	ACTUAL FY 18-19	ADOPTED FY 19-20	PROPOSED FY 20-21
61000	Salaries Regular	606,223	660,707	509,650	552,810
61020	Salaries Part-Time	7,237	2,445	6,700	0
61040	Salaries Overtime	0	1,444	12,000	12,000
61100	Retirement-Employer Normal Cost	160,786	19,380	21,330	31,950
61101	Retirement - Employer Unfunded	0	158,501	0	0
61102	Retirement- Employer Unfunded- Miscellaneous	0	0	0	154,560
61110	Part-Time Retirement	271	92	300	0
61120	Medicare Insurance	8,783	9,533	5,880	7,870
61130	Health Insurance	78,512	88,838	66,380	82,570
61170	Retiree Health Benefits	0	0	0	1,640
61180	Worker Compensation Insurance	12,038	34,129	44,450	31,290
	SUBTOTAL SALARIES & BENEFITS	873,850	975,069	666,690	874,690
62010	Communications	4,197	4,144	4,300	4,000
62120	Training, Transportation, Meetings	10,499	2,896	15,000	22,000
62140	Membership, Subscription & Dues	315	1,222	10,000	3,500
62300	Contract Services-Professional	53,984	63,746	216,600	121,000
62302	Contracted Vendor Personnel Services	28,884	28,884	45,000	0
62322	Maintenance & Repair Machinery	0	0	3,100	7,000
62600	Parking Validation	9,244	10,509	500	500
62700	Auto Expense	1,900	2,400	1,800	1,200
	SUBTOTAL CONTRACTUALS	109,023	113,802	296,300	159,200
63001	Miscellaneous Operating Expenses	9,782	12,469	22,000	20,000
	SUBTOTAL COMMODITIES	9,782	12,469	22,000	20,000
64010	Insurance Payment	20,666,490	19,839,610	20,604,500	25,550,700
64060	Insurance Pass Through	1,665,649	1,731,917	1,900,000	1,970,200
64092	Benefit Payments-Wellness	(330)	0	10,000	15,000
	SUBTOTAL INSURANCE & CLAIMS	22,331,808	21,571,527	22,514,500	27,535,900
65000	Building Rental	87,314	87,314	40,310	40,310
65040	IT Maintenance Charge	0	0	40,060	40,060
65050	IT Department Specific	227,945	34,266	0	0
65100	Insurance Charges	0	42,804	51,630	35,930
65105	Benefits Overhead	0	0	0	1,490
65210	Delivery Charges	0	0	1,690	1,690
65400	Indirect Costs	59,443	69,052	64,400	172,700
	SUBTOTAL FIXED CHARGES	374,702	233,435	198,090	292,180
66400	Machinery & Equipment	0	0	3,000	0
66510	Computer Software	0	0	1,000	0
	SUBTOTAL CAPITAL	0	0	4,000	0
	TOTAL	23,699,166	22,906,301	23,701,580	28,881,970

**WORKERS COMPENSATION FUND
DEPARTMENT RESOURCE SUMMARY**

HUMAN RESOURCES

ACTIVITIES		ACTUAL FY 17-18	ACTUAL FY 18-19	ADOPTED FY 19-20	PROPOSED FY 20-21
REVENUES					
56000	Charges To Departments	6,417,471	7,409,294	8,936,550	9,600,000
56900	Principal Repayment	0	0	292,000	292,000
57006	Expense Reimbursement-Condemn	245,304	2,084	179,900	126,000
58000	Earning On Investments	206,685	206,083	115,000	115,000
58001	Stale Dated Checks	0	0	10,600	0
58002	Net Increase (Decrease) In Fai	(226,841)	382,631	0	0
	TOTAL REVENUES	6,642,619	8,000,092	9,534,050	10,133,000
EXPENDITURES					
08209052	SAFETY PROGRAM	0	0	150,000	187,500
08209054	WORKERS COMPENSATION FUND	9,335,178	10,558,129	9,331,420	11,135,650
	TOTAL EXPENDITURES	9,335,178	10,558,129	9,481,420	11,323,150
OPERATING EXPENSES		ACTUAL FY 17-18	ACTUAL FY 18-19	ADOPTED FY 19-20	PROPOSED FY 20-21
61000	SALARIES & BENEFITS	684,489	668,640	438,710	648,240
62000	CONTRACTUALS	831,890	1,498,172	1,245,750	1,898,480
63000	COMMODITIES	31,031	4,759	48,000	87,020
64000	INSURANCE & CLAIMS	7,561,686	8,221,750	7,527,500	8,410,900
65000	FIXED CHARGES	226,081	164,808	211,460	258,510
66000	CAPITAL	0	0	10,000	20,000
	TOTAL	9,335,178	10,558,129	9,481,420	11,323,150

WORKERS COMPENSATION FUND

HUMAN RESOURCES		ACCOUNTING UNIT			
WORKERS COMPENSATION REVENUE		08209002			
Account Code	LINE ITEM RESOURCES	ACTUAL FY 17-18	ACTUAL FY 18-19	ADOPTED FY 19-20	PROPOSED FY 20-21
56000	Charges To Departments	6,417,471	7,409,294	8,936,550	9,600,000
56900	Principal Repayment	0	0	292,000	292,000
57006	Expense Reimbursement-Condemn	245,304	2,084	179,900	126,000
58000	Earning On Investments	206,685	206,083	115,000	115,000
58001	Stale Dated Checks	0	0	10,600	0
58002	Net Increase (Decrease) In Fai	(226,841)	382,631	0	0
	SUBTOTAL REVENUES	6,642,619	8,000,092	9,534,050	10,133,000
	TOTAL	6,642,619	8,000,092	9,534,050	10,133,000

WORKERS COMPENSATION FUND

HUMAN RESOURCES		ACCOUNTING UNIT			
SAFETY PROGRAM		08209052			
Account Code	LINE ITEM RESOURCES	ACTUAL FY 17-18	ACTUAL FY 18-19	ADOPTED FY 19-20	PROPOSED FY 20-21
62010	Communications	0	0	3,000	3,000
62120	Training, Transportation, Meetings	0	0	37,500	45,000
62140	Membership, Subscription & Dues	0	0	4,500	4,500
62300	Contract Services-Professional	0	0	40,250	39,000
62302	Contracted Vendor Personnel Services	0	0	34,750	0
	SUBTOTAL CONTRACTUALS	0	0	120,000	91,500
63001	Miscellaneous Operating Expenses	0	0	20,000	76,000
	SUBTOTAL COMMODITIES	0	0	20,000	76,000
66400	Machinery & Equipment	0	0	2,500	0
66510	Computer Software	0	0	3,750	20,000
66600	Books Records Video	0	0	3,750	0
	SUBTOTAL CAPITAL	0	0	10,000	20,000
	TOTAL	0	0	150,000	187,500

WORKERS COMPENSATION FUND

HUMAN RESOURCES		ACCOUNTING UNIT			
WORKERS COMPENSATION FUND		08209054			
Account Code	LINE ITEM RESOURCES	ACTUAL FY 17-18	ACTUAL FY 18-19	ADOPTED FY 19-20	PROPOSED FY 20-21
61000	Salaries Regular	433,931	439,593	283,610	348,420
61010	Salaries Cash Out/Separation	29,972	2,943	0	0
61020	Salaries Part-Time	5,149	45,264	34,400	34,400
61040	Salaries Overtime	0	516	10,000	10,000
61100	Retirement-Employer Normal Cost	125,938	8,345	13,760	24,430
61101	Retirement - Employer Unfunded	0	68,250	0	0
61102	Retirement- Employer Unfunded- Miscellaneous	0	0	0	161,160
61110	Part-Time Retirement	130	277	900	900
61120	Medicare Insurance	6,712	6,928	4,070	4,940
61130	Health Insurance	72,658	71,448	59,080	42,710
61170	Retiree Health Benefits	0	0	0	2,010
61180	Worker Compensation Insurance	9,999	25,077	32,890	19,270
	SUBTOTAL SALARIES & BENEFITS	684,489	668,640	438,710	648,240
62010	Communications	4,527	4,297	5,900	5,900
62120	Training, Transportation, Meetings	1,400	2,300	21,000	21,000
62300	Contract Services-Professional	185,161	606,336	262,500	1,156,100
62302	Contracted Vendor Personnel Services	639,902	884,039	833,750	622,580
62322	Maintenance & Repair Machinery	0	0	1,000	0
62600	Parking Validation	0	0	1,000	200
62700	Auto Expense	900	1,200	600	1,200
	SUBTOTAL CONTRACTUALS	831,890	1,498,172	1,125,750	1,806,980
63001	Miscellaneous Operating Expenses	31,031	4,759	28,000	11,020
	SUBTOTAL COMMODITIES	31,031	4,759	28,000	11,020
64010	Insurance Payment	421,713	394,353	652,500	1,535,900
64080	Benefit Payments	7,139,973	7,827,397	6,875,000	6,875,000
	SUBTOTAL INSURANCE & CLAIMS	7,561,686	8,221,750	7,527,500	8,410,900
65000	Building Rental	47,150	47,150	71,660	71,660
65040	IT Maintenance Charge	0	0	38,550	38,550
65050	IT Department Specific	118,995	35,872	0	0
65100	Insurance Charges	0	31,450	38,200	22,130
65105	Benefits Overhead	0	0	0	920
65205	Internal Departments Personnel	14,485	0	0	14,500
65210	Delivery Charges	0	0	1,250	1,250
65400	Indirect Costs	45,451	50,336	61,800	109,500
	SUBTOTAL FIXED CHARGES	226,081	164,808	211,460	258,510
	TOTAL	9,335,178	10,558,129	9,331,420	11,135,650

**CITY YARD OPERATION
DEPARTMENT RESOURCE SUMMARY**

PUBLIC WORKS

ACTIVITIES		ACTUAL FY 17-18	ACTUAL FY 18-19	ADOPTED FY 19-20	PROPOSED FY 20-21
REVENUES					
53739	Rental-Serco	0	0	0	9,700
53804	Parking Meter & Facilities Rev	12,515	13,715	12,500	13,760
53826	Rental-Aldridge Group	0	0	0	30,000
56115	Rental Corporate Yard - PD	14,400	15,600	15,600	15,600
56116	Rental Corporate Yard - CDA	1,200	0	1,200	0
56200	Fleet Maintenance	444,140	444,140	444,100	488,460
56201	Traffic Signal Maintenance	7,075	7,075	7,100	7,780
56203	Roadway Cleaning	97,800	97,800	97,800	107,560
56204	Street Tree	23,295	23,295	23,300	25,620
56205	Park Maintenance	104,640	104,640	104,600	107,560
56206	Store	201,025	201,025	201,000	221,080
56207	Water Maintenance	208,015	208,015	208,000	228,770
57010	Miscellaneous Recoveries	750	900	5,000	5,000
58000	Earning On Investments	976	0	2,000	2,000
TOTAL REVENUES		1,115,831	1,116,205	1,122,200	1,262,890
EXPENDITURES					
08517138	CITY YARD OPERATIONS	1,144,324	1,163,012	1,202,940	1,231,550
TOTAL EXPENDITURES		1,144,324	1,163,012	1,202,940	1,231,550
OPERATING EXPENSES		ACTUAL FY 17-18	ACTUAL FY 18-19	ADOPTED FY 19-20	PROPOSED FY 20-21
61000	SALARIES & BENEFITS	101,033	61,665	83,530	82,960
62000	CONTRACTUALS	255,970	244,933	245,100	269,200
63000	COMMODITIES	9,692	17,245	25,500	22,670
65000	FIXED CHARGES	777,629	839,170	848,810	856,720
TOTAL		1,144,324	1,163,012	1,202,940	1,231,550

CITY YARD OPERATION

PUBLIC WORKS		ACCOUNTING UNIT			
CITY YARD OPERATIONS REVENUE		08517002			
Account Code	LINE ITEM RESOURCES	ACTUAL FY 17-18	ACTUAL FY 18-19	ADOPTED FY 19-20	PROPOSED FY 20-21
53739	Rental-Serco	0	0	0	9,700
53804	Parking Meter & Facilities Rev	12,515	13,715	12,500	13,760
53826	Rental-Aldridge Group	0	0	0	30,000
56115	Rental Corporate Yard - PD	14,400	15,600	15,600	15,600
56116	Rental Corporate Yard - CDA	1,200	0	1,200	0
56200	Fleet Maintenance	444,140	444,140	444,100	488,460
56201	Traffic Signal Maintenance	7,075	7,075	7,100	7,780
56203	Roadway Cleaning	97,800	97,800	97,800	107,560
56204	Street Tree	23,295	23,295	23,300	25,620
56205	Park Maintenance	104,640	104,640	104,600	107,560
56206	Store	201,025	201,025	201,000	221,080
56207	Water Maintenance	208,015	208,015	208,000	228,770
57010	Miscellaneous Recoveries	750	900	5,000	5,000
58000	Earning On Investments	976	0	2,000	2,000
	SUBTOTAL REVENUES	1,115,831	1,116,205	1,122,200	1,262,890
	TOTAL	1,115,831	1,116,205	1,122,200	1,262,890

CITY YARD OPERATION

PUBLIC WORKS		ACCOUNTING UNIT			
CITY YARD OPERATIONS		08517138			
Account Code	LINE ITEM RESOURCES	ACTUAL FY 17-18	ACTUAL FY 18-19	ADOPTED FY 19-20	PROPOSED FY 20-21
61000	Salaries Regular	42,480	35,491	38,250	35,340
61010	Salaries Cash Out/Separation	0	2,083	0	0
61020	Salaries Part-Time	26,961	8,971	28,100	28,100
61040	Salaries Overtime	6,812	1,151	1,000	1,000
61100	Retirement-Employer Normal Cost	10,741	559	700	1,440
61101	Retirement - Employer Unfunded	0	4,574	7,300	0
61102	Retirement- Employer Unfunded- Miscellaneous	0	0	0	4,920
61110	Part-Time Retirement	1,011	336	1,000	1,000
61120	Medicare Insurance	911	549	310	510
61130	Health Insurance	7,341	5,812	3,880	6,500
61170	Retiree Health Benefits	0	0	0	90
61180	Worker Compensation Insurance	4,776	2,139	2,990	4,060
	SUBTOTAL SALARIES & BENEFITS	101,033	61,665	83,530	82,960
62010	Communications	23,051	14,684	16,200	15,000
62251	Other Agency Services	30,806	31,178	21,000	26,000
62300	Contract Services-Professional	198,682	169,939	154,900	218,200
62320	Maintenance & Repair Buildings	3,432	22,581	30,000	5,000
62322	Maintenance & Repair Machinery	0	6,551	23,000	5,000
	SUBTOTAL CONTRACTUALS	255,970	244,933	245,100	269,200
63001	Miscellaneous Operating Expenses	7,894	13,991	13,000	10,000
63100	Uniforms	0	695	700	100
63202	Operating Materials & Supplies	567	296	10,000	10,000
63300	Gas & Diesel	1,231	2,263	1,800	2,570
	SUBTOTAL COMMODITIES	9,692	17,245	25,500	22,670
65000	Building Rental	753,700	822,680	822,700	822,700
65010	Rental City Equipment	6,132	6,132	13,600	13,600
65011	Equipment Replacement Charges	0	0	300	300
65012	Accident Repair & Replacement	360	264	0	0
65040	IT Maintenance Charge	0	0	2,710	2,710
65050	IT Department Specific	10,130	2,677	0	0
65100	Insurance Charges	0	2,677	2,930	10,650
65105	Benefits Overhead	0	0	0	190
65210	Delivery Charges	0	0	70	70
65400	Indirect Costs	7,307	4,739	6,500	6,500
	SUBTOTAL FIXED CHARGES	777,629	839,170	848,810	856,720
	TOTAL	1,144,324	1,163,012	1,202,940	1,231,550

**PUB WKS ENG/PROJ MGMT
DEPARTMENT RESOURCE SUMMARY**

PUBLIC WORKS

ACTIVITIES		ACTUAL FY 17-18	ACTUAL FY 18-19	ADOPTED FY 19-20	PROPOSED FY 20-21
REVENUES					
51702	Parking Permit Fees	228,898	252,645	200,000	300,000
51703	Sewer Construction Permits	14,307	24,417	14,000	20,000
51704	Street Construction Permits	1,326,024	1,197,919	600,000	800,000
56000	Charges To Departments	5,366,520	4,073,700	6,800,000	6,800,000
56305	Engineering Service Charge	1,161,809	1,210,830	700,000	800,000
57006	Expense Reimbursement-Condemn	59,465	57,507	30,000	30,000
57010	Miscellaneous Recoveries	1,380	4,775	0	0
57790	Abandonment Processing	11,169	17,403	0	5,000
58000	Earning On Investments	2,704	8,165	0	0
59000-029	Transfer From Gas Tax Fund 029	0	0	10,000	10,000
	TOTAL REVENUES	8,172,276	6,847,360	8,354,000	8,765,000
EXPENDITURES					
08617611	CONSTRUCTION ENGINEERING	2,783,024	2,894,686	3,372,580	3,469,450
08617612	DESIGN ENGINEERING	3,960,827	4,012,580	5,327,510	5,930,670
08617620	TRAFFIC ENGINEERING	256,440	281,755	534,290	347,940
	TOTAL EXPENDITURES	7,000,291	7,189,021	9,234,380	9,748,060
OPERATING EXPENSES		ACTUAL FY 17-18	ACTUAL FY 18-19	ADOPTED FY 19-20	PROPOSED FY 20-21
61000	SALARIES & BENEFITS	4,468,995	4,250,810	5,248,670	5,707,130
62000	CONTRACTUALS	142,648	367,082	791,200	773,050
63000	COMMODITIES	35,564	41,737	68,400	66,430
65000	FIXED CHARGES	2,234,360	2,411,444	3,007,910	3,082,580
67000	DEBT SERVICE	3,154	0	3,200	3,200
68000	TRANSFERS	115,570	117,948	115,000	115,670
	TOTAL	7,000,291	7,189,021	9,234,380	9,748,060

PUB WKS ENG/PROJ MGMT

PUBLIC WORKS		ACCOUNTING UNIT			
TRANSP.PLANNING & PROJ MGMT RE		08617002			
Account Code	LINE ITEM RESOURCES	ACTUAL FY 17-18	ACTUAL FY 18-19	ADOPTED FY 19-20	PROPOSED FY 20-21
51702	Parking Permit Fees	228,898	252,645	200,000	300,000
51703	Sewer Construction Permits	14,307	24,417	14,000	20,000
51704	Street Construction Permits	1,326,024	1,197,919	600,000	800,000
56000	Charges To Departments	5,366,520	4,073,700	6,800,000	6,800,000
56305	Engineering Service Charge	1,161,809	1,210,830	700,000	800,000
57006	Expense Reimbursement-Condemn	59,465	57,507	30,000	30,000
57010	Miscellaneous Recoveries	1,380	4,775	0	0
57790	Abandonment Processing	11,169	17,403	0	5,000
58000	Earning On Investments	2,704	8,165	0	0
59000	Transfer From Gas Tax Fund 029	0	0	10,000	10,000
	SUBTOTAL REVENUES	8,172,276	6,847,360	8,354,000	8,765,000
	TOTAL	8,172,276	6,847,360	8,354,000	8,765,000

PUB WKS ENG/PROJ MGMT

PUBLIC WORKS		ACCOUNTING UNIT			
CONSTRUCTION ENGINEERING		08617611			
Account Code	LINE ITEM RESOURCES	ACTUAL FY 17-18	ACTUAL FY 18-19	ADOPTED FY 19-20	PROPOSED FY 20-21
61000	Salaries Regular	967,940	1,002,575	1,027,050	1,134,450
61020	Salaries Part-Time	52,451	29,112	104,300	104,300
61040	Salaries Overtime	80,460	103,073	35,000	49,500
61100	Retirement-Employer Normal Cost	262,739	24,305	49,130	71,410
61101	Retirement - Employer Unfunded	0	198,785	249,300	0
61102	Retirement- Employer Unfunded- Miscellaneous	0	0	0	266,760
61110	Part-Time Retirement	1,967	1,092	0	0
61120	Medicare Insurance	15,350	15,997	14,570	16,390
61130	Health Insurance	151,378	160,592	182,700	217,500
61170	Retiree Health Benefits	0	0	0	760
61180	Worker Compensation Insurance	37,177	61,750	183,410	69,280
	SUBTOTAL SALARIES & BENEFITS	1,569,462	1,597,281	1,845,460	1,930,350
62010	Communications	21,267	20,375	30,000	25,000
62120	Training, Transportation, Meetings	656	754	7,000	5,000
62140	Membership, Subscription & Dues	1,615	1,183	3,000	2,000
62300	Contract Services-Professional	19,910	104,431	21,600	37,410
62322	Maintenance & Repair Machinery	1,736	0	3,000	3,000
	SUBTOTAL CONTRACTUALS	45,184	126,743	64,600	72,410
63001	Miscellaneous Operating Expenses	10,827	7,733	23,200	15,000
63300	Gas & Diesel	15,022	15,923	15,900	22,670
	SUBTOTAL COMMODITIES	25,849	23,656	39,100	37,670
65000	Building Rental	66,525	66,525	66,500	66,500
65010	Rental City Equipment	33,612	33,612	44,500	44,500
65011	Equipment Replacement Charges	17,388	17,388	17,400	17,400
65012	Accident Repair & Replacement	2,160	2,016	2,000	2,000
65040	IT Maintenance Charge	0	0	58,130	58,130
65050	IT Department Specific	0	51,935	0	0
65100	Insurance Charges	58,045	179,807	179,560	181,550
65105	Benefits Overhead	0	0	0	3,270
65210	Delivery Charges	0	0	1,010	1,010
65240	Public Works Administrative Ch	796,050	616,225	796,000	796,000
65400	Indirect Costs	106,684	117,905	196,500	196,500
	SUBTOTAL FIXED CHARGES	1,080,464	1,085,413	1,361,600	1,366,860
67200	Principal-Capital Lease	3,154	0	3,200	3,200
	SUBTOTAL DEBT SERVICE	3,154	0	3,200	3,200
68000	Transfer to Fund 051	0	2,998	0	0
68000	Transfer to Fund 404 (Police Bldg/Ross Annex Debt)	58,910	58,595	58,620	58,960
	SUBTOTAL TRANSFERS	58,910	61,593	58,620	58,960
	TOTAL	2,783,024	2,894,686	3,372,580	3,469,450

PUB WKS ENG/PROJ MGMT

PUBLIC WORKS		ACCOUNTING UNIT			
DESIGN ENGINEERING		08617612			
Account Code	LINE ITEM RESOURCES	ACTUAL FY 17-18	ACTUAL FY 18-19	ADOPTED FY 19-20	PROPOSED FY 20-21
61000	Salaries Regular	1,794,518	1,673,396	1,823,100	2,290,240
61020	Salaries Part-Time	70,419	75,387	132,600	115,000
61040	Salaries Overtime	0	91	0	20,000
61100	Retirement-Employer Normal Cost	488,037	34,395	65,720	146,830
61101	Retirement - Employer Unfunded	0	281,303	381,200	0
61102	Retirement- Employer Unfunded- Miscellaneous	0	0	0	354,120
61110	Part-Time Retirement	2,641	2,827	0	0
61120	Medicare Insurance	26,388	24,702	21,450	33,110
61130	Health Insurance	232,037	223,408	222,000	415,960
61170	Retiree Health Benefits	0	0	0	2,220
61180	Worker Compensation Insurance	33,541	95,174	286,670	119,760
	SUBTOTAL SALARIES & BENEFITS	2,647,580	2,410,681	2,932,740	3,497,240
62010	Communications	12,545	11,020	12,100	32,100
62120	Training, Transportation, Meetings	4,210	6,445	14,000	33,000
62140	Membership, Subscription & Dues	3,928	4,163	4,800	11,800
62251	Other Agency Services	0	0	7,800	0
62300	Contract Services-Professional	72,293	216,483	661,400	622,740
62322	Maintenance & Repair Machinery	0	0	500	1,000
	SUBTOTAL CONTRACTUALS	92,976	238,112	700,600	700,640
63001	Miscellaneous Operating Expenses	9,191	16,847	28,700	27,900
63300	Gas & Diesel	524	947	600	860
	SUBTOTAL COMMODITIES	9,715	17,793	29,300	28,760
65000	Building Rental	58,700	58,700	58,700	58,700
65010	Rental City Equipment	5,220	5,220	8,900	8,900
65012	Accident Repair & Replacement	192	264	300	300
65040	IT Maintenance Charge	0	0	91,860	91,860
65050	IT Department Specific	0	81,918	0	0
65100	Insurance Charges	24,580	277,133	280,650	313,830
65105	Benefits Overhead	0	0	0	5,650
65210	Delivery Charges	0	0	1,580	1,580
65240	Public Works Administrative Ch	884,500	684,695	884,500	884,500
65400	Indirect Costs	180,704	181,708	282,000	282,000
	SUBTOTAL FIXED CHARGES	1,153,896	1,289,638	1,608,490	1,647,320
68000	Transfer to Fund 404 (Police Bldg/Ross Annex Debt)	56,660	56,355	56,380	56,710
	SUBTOTAL TRANSFERS	56,660	56,355	56,380	56,710
	TOTAL	3,960,827	4,012,580	5,327,510	5,930,670

PUB WKS ENG/PROJ MGMT

PUBLIC WORKS		ACCOUNTING UNIT			
TRAFFIC ENGINEERING		08617620			
Account Code	LINE ITEM RESOURCES	ACTUAL FY 17-18	ACTUAL FY 18-19	ADOPTED FY 19-20	PROPOSED FY 20-21
61000	Salaries Regular	127,727	115,578	292,560	127,330
61020	Salaries Part-Time	64,181	69,742	77,200	77,200
61040	Salaries Overtime	887	429	0	0
61100	Retirement-Employer Normal Cost	33,236	2,667	12,100	5,150
61101	Retirement - Employer Unfunded	0	21,815	25,900	0
61102	Retirement- Employer Unfunded- Miscellaneous	0	0	0	29,160
61110	Part-Time Retirement	2,407	2,615	0	0
61120	Medicare Insurance	2,762	2,651	2,550	1,830
61130	Health Insurance	17,594	17,242	29,700	16,230
61180	Worker Compensation Insurance	3,159	10,108	30,460	22,640
	SUBTOTAL SALARIES & BENEFITS	251,953	242,848	470,470	279,540
62010	Communications	56	0	0	0
62140	Membership, Subscription & Dues	192	143	0	0
62300	Contract Services-Professional	4,239	2,084	26,000	0
	SUBTOTAL CONTRACTUALS	4,487	2,227	26,000	0
63001	Miscellaneous Operating Expenses	0	287	0	0
	SUBTOTAL COMMODITIES	0	287	0	0
65040	IT Maintenance Charge	0	0	7,830	7,830
65050	IT Department Specific	0	6,960	0	0
65100	Insurance Charges	0	29,433	29,820	59,330
65105	Benefits Overhead	0	0	0	1,070
65210	Delivery Charges	0	0	170	170
	SUBTOTAL FIXED CHARGES	0	36,393	37,820	68,400
	TOTAL	256,440	281,755	534,290	347,940

**QUALITY SERVICE TRAINING
DEPARTMENT RESOURCE SUMMARY**

HUMAN RESOURCES

ACTIVITIES	ACTUAL FY 17-18	ACTUAL FY 18-19	ADOPTED FY 19-20	PROPOSED FY 20-21
REVENUES				
58000 Earning On Investments	5,691	3,113	5,000	5,000
TOTAL REVENUES	5,691	3,113	5,000	5,000
EXPENDITURES				
08809050 QUALITY SERVICE TRAINING	0	0	255,000	155,000
TOTAL EXPENDITURES	0	0	255,000	155,000
OPERATING EXPENSES	ACTUAL FY 17-18	ACTUAL FY 18-19	ADOPTED FY 19-20	PROPOSED FY 20-21
62000 CONTRACTUALS	0	0	205,000	155,000
63000 COMMODITIES	0	0	50,000	0
TOTAL	0	0	255,000	155,000

QUALITY SERVICE TRAINING

HUMAN RESOURCES		ACCOUNTING UNIT			
QUALITY SERVICE TRAINING REVEN		08809002			
Account Code	LINE ITEM RESOURCES	ACTUAL FY 17-18	ACTUAL FY 18-19	ADOPTED FY 19-20	PROPOSED FY 20-21
58000	Earning On Investments	5,691	3,113	5,000	5,000
	SUBTOTAL REVENUES	5,691	3,113	5,000	5,000
	TOTAL	5,691	3,113	5,000	5,000

QUALITY SERVICE TRAINING

HUMAN RESOURCES		ACCOUNTING UNIT			
QUALITY SERVICE TRAINING		08809050			
Account Code	LINE ITEM RESOURCES	ACTUAL FY 17-18	ACTUAL FY 18-19	ADOPTED FY 19-20	PROPOSED FY 20-21
62120	Training, Transportation, Meetings	0	0	60,000	10,000
62300	Contract Services-Professional	0	0	145,000	144,000
62600	Parking Validation	0	0	0	1,000
	SUBTOTAL CONTRACTUALS	0	0	205,000	155,000
63000	Office Supplies	0	0	50,000	0
	SUBTOTAL COMMODITIES	0	0	50,000	0
	TOTAL	0	0	255,000	155,000

**PUB WKS-ADMIN & PLANNING
DEPARTMENT RESOURCE SUMMARY**

PUBLIC WORKS

ACTIVITIES	ACTUAL FY 17-18	ACTUAL FY 18-19	ADOPTED FY 19-20	PROPOSED FY 20-21
REVENUES				
56000 Charges To Departments	5,727,935	4,504,570	5,589,200	5,589,200
57006 Expense Reimbursement-Condemn	7,509	0	0	0
57010 Miscellaneous Recoveries	90	9,329	0	0
58000 Earning On Investments	61,283	73,207	0	0
TOTAL REVENUES	5,796,817	4,587,106	5,589,200	5,589,200
EXPENDITURES				
10117601 PUB WKS-ADMIN SERVICES	3,544,210	2,848,796	5,391,130	5,100,230
10117605 PUB WKS-DEVELOPMENT ENGNRING	1,714,607	1,781,082	2,925,010	3,132,690
TOTAL EXPENDITURES	5,258,817	4,629,878	8,316,140	8,232,920
OPERATING EXPENSES	ACTUAL FY 17-18	ACTUAL FY 18-19	ADOPTED FY 19-20	PROPOSED FY 20-21
61000 SALARIES & BENEFITS	3,241,201	2,805,351	3,630,740	4,332,730
62000 CONTRACTUALS	958,309	839,932	3,015,400	2,170,300
63000 COMMODITIES	87,774	98,013	200,900	224,860
65000 FIXED CHARGES	776,516	768,733	1,370,940	1,406,310
66000 CAPITAL	97,681	21,073	0	0
67000 DEBT SERVICE	901	0	2,200	2,200
68000 TRANSFERS	96,435	96,777	95,960	96,520
TOTAL	5,258,817	4,629,878	8,316,140	8,232,920

PUB WKS-ADMIN & PLANNING

PUBLIC WORKS		ACCOUNTING UNIT			
PUB WKS-ADMIN SERVICES REV		10117002			
Account Code	LINE ITEM RESOURCES	ACTUAL FY 17-18	ACTUAL FY 18-19	ADOPTED FY 19-20	PROPOSED FY 20-21
56000	Charges To Departments	5,727,935	4,504,570	5,589,200	5,589,200
57006	Expense Reimbursement-Condemn	7,509	0	0	0
57010	Miscellaneous Recoveries	90	9,329	0	0
58000	Earning On Investments	61,283	73,207	0	0
	SUBTOTAL REVENUES	5,796,817	4,587,106	5,589,200	5,589,200
	TOTAL	5,796,817	4,587,106	5,589,200	5,589,200

PUB WKS-ADMIN & PLANNING

PUBLIC WORKS		ACCOUNTING UNIT			
PUB WKS-ADMIN SERVICES		10117601			
Account Code	LINE ITEM RESOURCES	ACTUAL FY 17-18	ACTUAL FY 18-19	ADOPTED FY 19-20	PROPOSED FY 20-21
61000	Salaries Regular	1,141,225	938,665	1,111,370	1,496,220
61010	Salaries Cash Out/Separation	3,203	0	0	0
61020	Salaries Part-Time	57,904	61,824	31,300	31,300
61040	Salaries Overtime	11,693	16,960	15,000	15,000
61100	Retirement-Employer Normal Cost	307,722	27,610	80,800	112,110
61101	Retirement - Employer Unfunded	0	225,817	281,800	0
61102	Retirement- Employer Unfunded- Miscellaneous	0	0	0	332,280
61110	Part-Time Retirement	2,253	2,390	2,000	2,000
61120	Medicare Insurance	4,766	14,352	17,680	21,640
61130	Health Insurance	193,442	154,233	287,750	293,840
61170	Retiree Health Benefits	0	0	0	2,570
61180	Worker Compensation Insurance	28,590	55,366	163,370	69,970
	SUBTOTAL SALARIES & BENEFITS	1,750,798	1,497,218	1,991,070	2,376,930
62010	Communications	64,800	35,720	39,500	37,300
62120	Training, Transportation, Meetings	13,478	12,148	73,000	65,000
62140	Membership, Subscription & Dues	3,874	5,271	5,800	4,900
62300	Contract Services-Professional	789,860	570,691	1,943,100	1,291,460
62302	Contracted Vendor Personnel Services	31,379	58,240	84,400	30,000
62322	Maintenance & Repair Machinery	0	0	6,000	0
62600	Parking Validation	40	12	300	200
62700	Auto Expense	0	4,200	4,200	4,200
	SUBTOTAL CONTRACTUALS	903,431	686,283	2,156,300	1,433,060
63001	Miscellaneous Operating Expenses	57,849	84,823	162,000	179,200
63300	Gas & Diesel	2,823	2,391	5,000	7,130
	SUBTOTAL COMMODITIES	60,672	87,214	167,000	186,330
65000	Building Rental	117,395	117,395	117,400	117,400
65010	Rental City Equipment	11,387	6,969	4,400	4,400
65011	Equipment Replacement Charges	4,732	4,368	0	0
65012	Accident Repair & Replacement	584	375	100	100
65040	IT Maintenance Charge	0	0	120,170	120,170
65050	IT Department Specific	0	85,665	332,240	332,240
65100	Insurance Charges	3,640	161,218	159,940	183,360
65105	Benefits Overhead	0	0	0	3,300
65205	Internal Departments Personnel	399,178	2,098	5,400	5,400
65210	Delivery Charges	0	0	900	900
65400	Indirect Costs	121,090	105,713	262,900	262,900
	SUBTOTAL FIXED CHARGES	658,007	483,801	1,003,450	1,030,170
66400	Machinery & Equipment	97,681	21,073	0	0
	SUBTOTAL CAPITAL	97,681	21,073	0	0
67200	Principal-Capital Lease	451	0	500	500
	SUBTOTAL DEBT SERVICE	451	0	500	500
68000	Transfer to Fund 051	0	428	0	0
68000	Transfer to Fund 404 (Police Bldg/Ross Annex Debt)	73,170	72,780	72,810	73,240
	SUBTOTAL TRANSFERS	73,170	73,208	72,810	73,240
	TOTAL	3,544,210	2,848,796	5,391,130	5,100,230

PUB WKS-ADMIN & PLANNING

PUBLIC WORKS		ACCOUNTING UNIT			
PUB WKS-DEVELOPMENT ENGRING		10117605			
Account Code	LINE ITEM RESOURCES	ACTUAL FY 17-18	ACTUAL FY 18-19	ADOPTED FY 19-20	PROPOSED FY 20-21
61000	Salaries Regular	882,847	847,945	856,700	1,209,120
61010	Salaries Cash Out/Separation	79,139	0	65,800	0
61020	Salaries Part-Time	87,451	78,774	100,800	100,800
61040	Salaries Overtime	3,419	6,743	80,000	80,000
61100	Retirement-Employer Normal Cost	247,289	17,098	43,430	70,960
61101	Retirement - Employer Unfunded	0	139,841	167,900	0
61102	Retirement- Employer Unfunded- Miscellaneous	0	0	0	207,600
61110	Part-Time Retirement	1,650	984	0	0
61120	Medicare Insurance	14,157	13,103	12,430	17,500
61130	Health Insurance	155,365	152,850	161,670	208,910
61170	Retiree Health Benefits	0	0	0	2,270
61180	Worker Compensation Insurance	19,087	50,796	150,940	58,640
	SUBTOTAL SALARIES & BENEFITS	1,490,403	1,308,133	1,639,670	1,955,800
62010	Communications	6,261	5,670	7,600	10,600
62120	Training, Transportation, Meetings	29	280	3,000	4,500
62140	Membership, Subscription & Dues	1,821	1,345	2,500	4,000
62300	Contract Services-Professional	46,767	146,354	846,000	718,140
	SUBTOTAL CONTRACTUALS	54,878	153,649	859,100	737,240
63001	Miscellaneous Operating Expenses	26,810	10,541	33,600	38,100
63300	Gas & Diesel	292	258	300	430
	SUBTOTAL COMMODITIES	27,102	10,800	33,900	38,530
65010	Rental City Equipment	2,450	2,460	4,000	4,000
65012	Accident Repair & Replacement	96	96	100	100
65040	IT Maintenance Charge	0	0	42,290	42,290
65050	IT Department Specific	0	37,479	0	0
65100	Insurance Charges	14,010	147,910	147,770	153,650
65105	Benefits Overhead	0	0	0	2,770
65210	Delivery Charges	0	0	830	830
65400	Indirect Costs	101,953	96,986	172,500	172,500
	SUBTOTAL FIXED CHARGES	118,509	284,932	367,490	376,140
67200	Principal-Capital Lease	451	0	1,700	1,700
	SUBTOTAL DEBT SERVICE	451	0	1,700	1,700
68000	Transfer to Fund 051	0	428	0	0
68000	Transfer to Fund 404 (Police Bldg/Ross Annex Debt)	23,265	23,140	23,150	23,280
	SUBTOTAL TRANSFERS	23,265	23,568	23,150	23,280
	TOTAL	1,714,607	1,781,082	2,925,010	3,132,690

**INFO SYS STRATEGIC PLAN
DEPARTMENT RESOURCE SUMMARY**

INFORMATION TECHNOLOGY

ACTIVITIES	ACTUAL FY 17-18	ACTUAL FY 18-19	ADOPTED FY 19-20	PROPOSED FY 20-21
REVENUES				
56000 Charges To Departments	7,420,280	6,986,684	0	0
56020 IT Maintenance Charge to Department	0	0	5,700,060	5,700,060
56021 IT Department Specific Charge	0	0	1,349,040	1,349,050
56022 IT Communication Charge to Department	0	0	1,498,650	1,498,650
56023 IT Equipment Replacement	0	0	627,170	0
57000 Expense Reimbursement	28,337	29,313	0	0
57010 Miscellaneous Recoveries	77,504	39,193	39,000	39,000
58000 Earning On Investments	147,301	198,958	130,000	130,000
58002 Net Increase (Decrease) In Fai	(178,358)	288,759	0	0
TOTAL REVENUES	7,495,064	7,542,906	9,343,920	8,716,760
EXPENDITURES				
10920140 NETWORK & TELECOMMUNICATIONS	1,863,146	1,631,418	2,464,780	2,561,630
10920141 ENTERPRISES SYSTEMS	703,066	1,611,798	2,595,360	3,163,910
10920142 PAYROLL SYSTEMS	772,869	0	0	0
10920143 SPECIALIZED SYSTEMS	351,020	679,862	1,119,100	1,235,780
10920144 CUSTOMER SERVICE SYSTEMS	394,263	0	0	0
10920145 CONTENT & COLLABORATION	814,558	857,825	900,150	0
10920146 ADMINISTRATION & PROJECTS	463,710	490,191	825,440	636,980
10920147 DATA CENTER	1,360,345	1,434,370	1,772,710	1,695,780
10920148 TECHNOLOGY & SUPPORT SERVICES	227,057	455,141	1,382,980	1,102,520
10920149 PROJECTS	0	0	0	5,780,000
TOTAL EXPENDITURES	6,950,033	7,160,605	11,060,520	16,176,600
OPERATING EXPENSES	ACTUAL FY 17-18	ACTUAL FY 18-19	ADOPTED FY 19-20	PROPOSED FY 20-21
61000 SALARIES & BENEFITS	2,216,926	2,333,649	3,754,630	3,813,890
62000 CONTRACTUALS	4,195,972	4,045,339	5,799,510	6,023,660
63000 COMMODITIES	83,838	47,766	313,950	1,040,430
65000 FIXED CHARGES	360,365	553,918	692,430	818,620
66000 CAPITAL	92,932	179,933	500,000	4,480,000
TOTAL	6,950,033	7,160,605	11,060,520	16,176,600

INFO SYS STRATEGIC PLAN

INFORMATION TECHNOLOGY		ACCOUNTING UNIT			
INFORMATION TECHNOLOGY REVENUE		10920002			
Account Code	LINE ITEM RESOURCES	ACTUAL FY 17-18	ACTUAL FY 18-19	ADOPTED FY 19-20	PROPOSED FY 20-21
56000	Charges To Departments	7,420,280	6,986,684	0	0
56020	IT Maintenance Charge to Department	0	0	5,700,060	5,700,060
56021	IT Department Specific Charge	0	0	1,349,040	1,349,050
56022	IT Communication Charge to Department	0	0	1,498,650	1,498,650
56023	IT Equipment Replacement	0	0	627,170	0
57000	Expense Reimbursement	28,337	29,313	0	0
57010	Miscellaneous Recoveries	77,504	39,193	39,000	39,000
58000	Earning On Investments	147,301	198,958	130,000	130,000
58002	Net Increase (Decrease) In Fai	(178,358)	288,759	0	0
	SUBTOTAL REVENUES	7,495,064	7,542,906	9,343,920	8,716,760
	TOTAL	7,495,064	7,542,906	9,343,920	8,716,760

INFO SYS STRATEGIC PLAN

INFORMATION TECHNOLOGY		ACCOUNTING UNIT			
NETWORK & TELECOMMUNICATIONS		10920140			
Account Code	LINE ITEM RESOURCES	ACTUAL FY 17-18	ACTUAL FY 18-19	ADOPTED FY 19-20	PROPOSED FY 20-21
61000	Salaries Regular	209,442	171,568	306,240	362,780
61010	Salaries Cash Out/Separation	0	8,530	0	0
61100	Retirement-Employer Normal Cost	56,473	3,004	16,620	29,060
61101	Retirement - Employer Unfunded	0	24,572	38,780	0
61102	Retirement- Employer Unfunded- Miscellaneous	0	0	0	83,280
61120	Medicare Insurance	2,945	2,537	4,200	5,270
61130	Health Insurance	23,058	17,634	47,210	43,660
61170	Retiree Health Benefits	0	0	0	1,700
61180	Worker Compensation Insurance	5,219	7,680	10,480	21,790
	SUBTOTAL SALARIES & BENEFITS	297,137	235,525	423,530	547,540
62010	Communications	873,099	910,853	794,100	998,200
62300	Contract Services-Professional	195,309	166,563	271,230	254,370
62302	Contracted Vendor Personnel Services	305,587	245,020	840,000	450,000
62306	Software Maintenance & Support	17,089	18,008	31,000	130,290
62307	Hardware Maintenance & Support	0	0	0	84,000
	SUBTOTAL CONTRACTUALS	1,391,085	1,340,444	1,936,330	1,916,860
63001	Miscellaneous Operating Expenses	31,912	7,872	36,000	10,000
63300	Gas & Diesel	466	674	300	430
	SUBTOTAL COMMODITIES	32,378	8,546	36,300	10,430
65000	Building Rental	5,513	5,513	5,800	5,800
65010	Rental City Equipment	2,796	2,796	2,800	2,800
65012	Accident Repair & Replacement	162	132	100	100
65040	IT Maintenance Charge	0	0	15,660	15,660
65050	IT Department Specific	16,695	13,921	0	0
65100	Insurance Charges	8,050	9,735	10,260	21,310
65105	Benefits Overhead	0	0	0	890
65210	Delivery Charges	0	0	190	190
65400	Indirect Costs	16,399	14,806	33,810	40,050
	SUBTOTAL FIXED CHARGES	49,615	46,903	68,620	86,800
66400	Machinery & Equipment	92,932	0	0	0
	SUBTOTAL CAPITAL	92,932	0	0	0
	TOTAL	1,863,146	1,631,418	2,464,780	2,561,630

INFO SYS STRATEGIC PLAN

INFORMATION TECHNOLOGY		ACCOUNTING UNIT			
ENTERPRISES SYSTEMS		10920141			
Account Code	LINE ITEM RESOURCES	ACTUAL FY 17-18	ACTUAL FY 18-19	ADOPTED FY 19-20	PROPOSED FY 20-21
61000	Salaries Regular	292,128	688,103	1,383,810	1,259,160
61010	Salaries Cash Out/Separation	0	63,269	0	0
61040	Salaries Overtime	108	3,634	0	0
61100	Retirement-Employer Normal Cost	76,966	11,990	52,050	101,210
61101	Retirement - Employer Unfunded	0	98,063	137,140	0
61102	Retirement- Employer Unfunded- Miscellaneous	0	0	0	184,680
61120	Medicare Insurance	4,091	9,377	12,680	18,080
61130	Health Insurance	53,161	127,920	183,910	224,450
61170	Retiree Health Benefits	0	0	0	1,440
61180	Worker Compensation Insurance	4,850	32,196	41,780	94,780
	SUBTOTAL SALARIES & BENEFITS	431,303	1,034,552	1,811,370	1,883,800
62300	Contract Services-Professional	15,081	39,124	130,500	368,530
62302	Contracted Vendor Personnel Services	0	0	0	116,200
62305	Software Licenses & Subscripti	0	0	40,000	1,000
62306	Software Maintenance & Support	233,809	292,819	312,200	372,420
	SUBTOTAL CONTRACTUALS	248,890	331,943	482,700	858,150
63001	Miscellaneous Operating Expenses	0	2,567	2,000	0
	SUBTOTAL COMMODITIES	0	2,567	2,000	0
65000	Building Rental	0	90,294	95,320	95,320
65040	IT Maintenance Charge	0	0	58,190	76,260
65050	IT Department Specific	0	51,935	0	0
65100	Insurance Charges	0	40,810	40,900	113,400
65105	Benefits Overhead	0	0	0	4,710
65210	Delivery Charges	0	0	780	1,020
65400	Indirect Costs	22,872	59,697	104,100	131,250
	SUBTOTAL FIXED CHARGES	22,872	242,736	299,290	421,960
	TOTAL	703,066	1,611,798	2,595,360	3,163,910

INFO SYS STRATEGIC PLAN

INFORMATION TECHNOLOGY		ACCOUNTING UNIT			
PAYROLL SYSTEMS		10920142			
Account Code	LINE ITEM RESOURCES	ACTUAL FY 17-18	ACTUAL FY 18-19	ADOPTED FY 19-20	PROPOSED FY 20-21
61000	Salaries Regular	365,455	0	0	0
61040	Salaries Overtime	394	0	0	0
61100	Retirement-Employer Normal Cost	95,552	0	0	0
61120	Medicare Insurance	4,530	0	0	0
61130	Health Insurance	57,136	0	0	0
61180	Worker Compensation Insurance	6,080	0	0	0
	SUBTOTAL SALARIES & BENEFITS	529,147	0	0	0
62300	Contract Services-Professional	8,896	0	0	0
62305	Software Licenses & Subscripti	41,500	0	0	0
62306	Software Maintenance & Support	72,006	0	0	0
	SUBTOTAL CONTRACTUALS	122,402	0	0	0
63001	Miscellaneous Operating Expenses	1,421	0	0	0
	SUBTOTAL COMMODITIES	1,421	0	0	0
65000	Building Rental	90,294	0	0	0
65400	Indirect Costs	29,605	0	0	0
	SUBTOTAL FIXED CHARGES	119,899	0	0	0
	TOTAL	772,869	0	0	0

INFO SYS STRATEGIC PLAN

INFORMATION TECHNOLOGY		ACCOUNTING UNIT			
SPECIALIZED SYSTEMS		10920143			
Account Code	LINE ITEM RESOURCES	ACTUAL FY 17-18	ACTUAL FY 18-19	ADOPTED FY 19-20	PROPOSED FY 20-21
61000	Salaries Regular	0	0	0	242,760
61100	Retirement-Employer Normal Cost	0	0	0	17,990
61120	Medicare Insurance	0	0	0	3,500
61130	Health Insurance	0	0	0	46,140
	SUBTOTAL SALARIES & BENEFITS	0	0	0	310,390
62010	Communications	0	17,176	15,000	15,000
62300	Contract Services-Professional	0	0	250,850	27,650
62302	Contracted Vendor Personnel Services	351,020	510,609	479,300	626,000
62305	Software Licenses & Subscripti	0	3,370	2,300	2,000
62306	Software Maintenance & Support	0	147,075	0	227,940
	SUBTOTAL CONTRACTUALS	351,020	678,230	747,450	898,590
63000	Office Supplies	0	0	118,650	0
63001	Miscellaneous Operating Expenses	0	1,632	3,000	0
	SUBTOTAL COMMODITIES	0	1,632	121,650	0
65400	Indirect Costs	0	0	0	26,800
	SUBTOTAL FIXED CHARGES	0	0	0	26,800
66400	Machinery & Equipment	0	0	250,000	0
	SUBTOTAL CAPITAL	0	0	250,000	0
	TOTAL	351,020	679,862	1,119,100	1,235,780

INFO SYS STRATEGIC PLAN

INFORMATION TECHNOLOGY		ACCOUNTING UNIT			
CUSTOMER SERVICE SYSTEMS		10920144			
Account Code	LINE ITEM RESOURCES	ACTUAL FY 17-18	ACTUAL FY 18-19	ADOPTED FY 19-20	PROPOSED FY 20-21
62010	Communications	18,406	0	0	0
62300	Contract Services-Professional	495	0	0	0
62302	Contracted Vendor Personnel Services	225,146	0	0	0
62306	Software Maintenance & Support	147,487	0	0	0
	SUBTOTAL CONTRACTUALS	391,534	0	0	0
63001	Miscellaneous Operating Expenses	2,729	0	0	0
	SUBTOTAL COMMODITIES	2,729	0	0	0
	TOTAL	394,263	0	0	0

INFO SYS STRATEGIC PLAN

INFORMATION TECHNOLOGY		ACCOUNTING UNIT			
CONTENT & COLLABORATION		10920145			
Account Code	LINE ITEM RESOURCES	ACTUAL FY 17-18	ACTUAL FY 18-19	ADOPTED FY 19-20	PROPOSED FY 20-21
61000	Salaries Regular	208,433	245,964	245,960	0
61040	Salaries Overtime	0	1,058	0	0
61100	Retirement-Employer Normal Cost	56,793	8,118	11,080	0
61101	Retirement - Employer Unfunded	0	66,392	83,980	0
61120	Medicare Insurance	2,909	3,496	3,340	0
61130	Health Insurance	31,657	36,556	36,740	0
61180	Worker Compensation Insurance	4,864	10,534	13,190	0
	SUBTOTAL SALARIES & BENEFITS	304,655	372,117	394,290	0
62300	Contract Services-Professional	28,670	155,637	62,090	0
62302	Contracted Vendor Personnel Services	426,194	235,669	274,400	0
62306	Software Maintenance & Support	37,934	42,529	109,000	0
62600	Parking Validation	185	217	0	0
	SUBTOTAL CONTRACTUALS	492,983	434,053	445,490	0
63001	Miscellaneous Operating Expenses	600	923	2,000	0
	SUBTOTAL COMMODITIES	600	923	2,000	0
65040	IT Maintenance Charge	0	0	18,070	0
65050	IT Department Specific	0	16,062	0	0
65100	Insurance Charges	0	13,352	12,910	0
65210	Delivery Charges	0	0	240	0
65400	Indirect Costs	16,320	21,318	27,150	0
	SUBTOTAL FIXED CHARGES	16,320	50,732	58,370	0
	TOTAL	814,558	857,825	900,150	0

INFO SYS STRATEGIC PLAN

INFORMATION TECHNOLOGY		ACCOUNTING UNIT			
ADMINISTRATION & PROJECTS		10920146			
Account Code	LINE ITEM RESOURCES	ACTUAL FY 17-18	ACTUAL FY 18-19	ADOPTED FY 19-20	PROPOSED FY 20-21
61000	Salaries Regular	292,416	290,649	264,650	324,400
61020	Salaries Part-Time	4,218	0	0	0
61040	Salaries Overtime	0	74	0	0
61100	Retirement-Employer Normal Cost	79,033	8,892	11,770	21,720
61101	Retirement - Employer Unfunded	0	72,726	99,470	0
61102	Retirement- Employer Unfunded- Miscellaneous	0	0	0	73,080
61110	Part-Time Retirement	158	0	0	0
61120	Medicare Insurance	4,311	4,278	3,420	4,500
61130	Health Insurance	30,652	36,507	29,570	45,330
61180	Worker Compensation Insurance	8,701	12,397	15,820	15,390
	SUBTOTAL SALARIES & BENEFITS	419,489	425,524	424,700	484,420
62120	Training, Transportation, Meetings	9,375	4,379	20,000	20,000
62130	Tuition Reimbursement	2,500	0	2,000	2,000
62300	Contract Services-Professional	2,481	1,461	310,000	13,520
62600	Parking Validation	0	0	700	700
62700	Auto Expense	6,000	6,000	9,000	6,000
	SUBTOTAL CONTRACTUALS	20,356	11,841	341,700	42,220
63001	Miscellaneous Operating Expenses	0	1,315	2,000	43,000
	SUBTOTAL COMMODITIES	0	1,315	2,000	43,000
65040	IT Maintenance Charge	0	0	12,050	12,050
65050	IT Department Specific	0	10,708	0	0
65100	Insurance Charges	0	15,714	15,480	18,410
65105	Benefits Overhead	0	0	0	770
65210	Delivery Charges	0	0	290	290
65400	Indirect Costs	23,865	25,089	29,220	35,820
	SUBTOTAL FIXED CHARGES	23,865	51,512	57,040	67,340
	TOTAL	463,710	490,191	825,440	636,980

INFO SYS STRATEGIC PLAN

INFORMATION TECHNOLOGY		ACCOUNTING UNIT			
DATA CENTER		10920147			
Account Code	LINE ITEM RESOURCES	ACTUAL FY 17-18	ACTUAL FY 18-19	ADOPTED FY 19-20	PROPOSED FY 20-21
61000	Salaries Regular	66,923	68,810	68,450	0
61100	Retirement-Employer Normal Cost	17,992	1,202	2,030	0
61101	Retirement - Employer Unfunded	0	9,834	12,480	0
61120	Medicare Insurance	959	988	910	0
61130	Health Insurance	3,778	3,829	3,910	0
61180	Worker Compensation Insurance	2,278	2,934	3,690	0
	SUBTOTAL SALARIES & BENEFITS	91,930	87,597	91,470	0
62010	Communications	11,604	10,175	15,000	11,000
62120	Training, Transportation, Meetings	0	0	1,000	0
62300	Contract Services-Professional	31,671	61,835	95,700	64,550
62302	Contracted Vendor Personnel Services	433,903	490,552	338,500	688,000
62305	Software Licenses & Subscripti	14,942	7,115	39,000	26,000
62306	Software Maintenance & Support	475,626	429,546	613,600	467,400
62307	Hardware Maintenance & Support	152,466	178,088	174,800	49,400
	SUBTOTAL CONTRACTUALS	1,120,213	1,177,311	1,277,600	1,306,350
63001	Miscellaneous Operating Expenses	13,973	3,171	8,000	0
63202	Operating Materials & Supplies	13,239	14,930	17,000	17,000
	SUBTOTAL COMMODITIES	27,212	18,101	25,000	17,000
65000	Building Rental	108,920	108,920	114,990	114,990
65040	IT Maintenance Charge	0	0	2,410	2,410
65050	IT Department Specific	0	2,142	0	0
65100	Insurance Charges	6,830	3,719	3,610	4,760
65105	Benefits Overhead	0	0	0	200
65210	Delivery Charges	0	0	70	70
65400	Indirect Costs	5,240	5,938	7,560	0
	SUBTOTAL FIXED CHARGES	120,990	120,720	128,640	122,430
66400	Machinery & Equipment	0	30,641	250,000	250,000
	SUBTOTAL CAPITAL	0	30,641	250,000	250,000
	TOTAL	1,360,345	1,434,370	1,772,710	1,695,780

INFO SYS STRATEGIC PLAN

INFORMATION TECHNOLOGY		ACCOUNTING UNIT			
TECHNOLOGY & SUPPORT SERVICES		10920148			
Account Code	LINE ITEM RESOURCES	ACTUAL FY 17-18	ACTUAL FY 18-19	ADOPTED FY 19-20	PROPOSED FY 20-21
61000	Salaries Regular	86,429	100,163	400,120	308,510
61010	Salaries Cash Out/Separation	464	9,037	0	0
61100	Retirement-Employer Normal Cost	28,789	4,598	37,010	36,810
61101	Retirement - Employer Unfunded	0	37,603	48,080	0
61102	Retirement- Employer Unfunded- Miscellaneous	0	0	0	136,200
61110	Part-Time Retirement	0	30	0	0
61120	Medicare Insurance	1,215	1,521	5,670	4,420
61130	Health Insurance	24,912	20,725	112,190	78,530
61180	Worker Compensation Insurance	1,455	4,657	6,200	23,270
	SUBTOTAL SALARIES & BENEFITS	143,265	178,334	609,270	587,740
62300	Contract Services-Professional	0	3	500,000	102,040
62302	Contracted Vendor Personnel Services	50,015	63,591	60,000	170,800
62306	Software Maintenance & Support	7,475	7,924	8,240	28,650
	SUBTOTAL CONTRACTUALS	57,490	71,518	568,240	301,490
63000	Office Supplies	0	0	100,000	0
63001	Miscellaneous Operating Expenses	19,500	9,327	5,000	100,000
63202	Operating Materials & Supplies	0	5,354	20,000	20,000
	SUBTOTAL COMMODITIES	19,500	14,681	125,000	120,000
65040	IT Maintenance Charge	0	0	30,120	30,120
65050	IT Department Specific	0	26,770	0	0
65100	Insurance Charges	0	5,902	6,070	27,840
65105	Benefits Overhead	0	0	0	1,160
65210	Delivery Charges	0	0	110	110
65400	Indirect Costs	6,804	8,644	44,170	34,060
	SUBTOTAL FIXED CHARGES	6,804	41,317	80,470	93,290
66400	Machinery & Equipment	0	149,292	0	0
	SUBTOTAL CAPITAL	0	149,292	0	0
	TOTAL	227,057	455,141	1,382,980	1,102,520

INFO SYS STRATEGIC PLAN

INFORMATION TECHNOLOGY PROJECTS		ACCOUNTING UNIT 10920149			
Account Code	LINE ITEM RESOURCES	ACTUAL FY 17-18	ACTUAL FY 18-19	ADOPTED FY 19-20	PROPOSED FY 20-21
62300	Contract Services-Professional	0	0	0	700,000
	SUBTOTAL CONTRACTUALS	0	0	0	700,000
63001	Miscellaneous Operating Expenses	0	0	0	350,000
63202	Operating Materials & Supplies	0	0	0	500,000
	SUBTOTAL COMMODITIES	0	0	0	850,000
66400	Machinery & Equipment	0	0	0	1,255,000
66510	Computer Software	0	0	0	2,975,000
	SUBTOTAL CAPITAL	0	0	0	4,230,000
	TOTAL	0	0	0	5,780,000

Capital Funds



CAPITAL PROJECT FUND

REVENUE BY FUND		ACTUAL FY 17-18	ACTUAL FY 18-19	ADOPTED FY 19-20	PROPOSED FY 20-21
030	PROP 1B BOND ACT OF 2006	1,912	2,517	0	0
032	MEASURE M-STREET CONSTRUCTION	13,185,308	8,763,583	5,560,700	15,706,100
033	NEW TRANSP SYS IMPR AREA B	4,801	140,475	0	0
034	NEW TRANSP SYS IMPR AREA E	266,305	33,228	20,000	20,000
035	NEW TRANSP SYS IMPR AREA F	166,850	459,840	10,000	10,000
041	TRANSP SYS IMPR AREA A-2	3,349	4,409	0	0
042	TRANSP SYS IMPR AREA B	119	157	0	0
048	TRANSP SYS IMPR AREA C-2	2,662	3,504	0	0
049	TRANSP SYS IMPR AREA G	1,227	1,615	0	0
054	SANITARY SEWER CAPITAL	365,562	23,952,097	774,300	320,000
055	SEWER CONNECTION FEE	1,375,122	3,413,332	1,200,500	719,240
058	RESIDENTIAL STREET IMPROVEMENT	458,955	510,824	313,000	313,000
059	SELECT STREET CONSTRUCTION	14,898,618	3,184,822	5,948,500	6,610,390
147	FEDERAL AID SAFETY PROGRAM	1,152,906	690,399	0	0
148	TRAFFIC SYSTEM MGMT GRANT	2,421,690	775,539	12,459,000	1,291,000
149	WIC ASSESSMENT DIST ST IMPRV	3,092	747	0	0
161	REC/COM SVS ST URBAN OPEN SPAC	2,269,206	2,963,563	1,465,080	0
164	PUB WKS-WTR QUALITY & CONTROL	9,702	0	0	0
172	NATL RECREATION TRAILS FND ACT	214	282	0	0
201-226	LOCAL DRAINAGE AREAS	183,111	309,836	0	0
301	REC/COMM SVS	38,895	92,689	0	0
311	RESIDENTIAL DEVELOP DISTRICT 1	248,967	483,060	28,300	0
312	RESIDENTIAL DEVELOP DISTRICT 2	323,852	334,437	43,000	65,000
313	RESIDENTIAL DEVELOP DISTRICT 3	1,580,315	4,906,544	23,700	110,000
314	RESIDENTIAL DEVELOP DISTRICT 4	77,029	506,304	10,000	0
400	POLICE LEASE REVENUE BONDS	4,646,800	4,634,100	4,621,750	4,623,300
404	COSA 2014 LEASE FINANCING	5,168,480	5,161,613	5,167,550	5,172,350
418	CDA - PEEBLER CAPITAL FUND	13,312	43,557	0	0
REVENUE GRAND TOTAL		48,868,362	61,373,074	37,645,380	34,960,380

EXPENDITURE BY FUND		ACTUAL FY 17-18	ACTUAL FY 18-19	ADOPTED FY 19-20	PROPOSED FY 20-21
032	MEASURE M-STREET CONSTRUCTION				
Public Works					
03217661	OCTA TRANSITWAY PROJECT - MOS3	0	0	0	90,000
03217662	MEASURE M2 LOCAL FAIRSHARE ST	11,760,175	7,008,719	5,014,800	4,295,420
03217663	MEASURE M2 COMPETITIVE STREET	10,029,373	7,066,729	0	10,774,780
03217664	OCTA OC STREETCAR ACCOUNT	380,599	202,415	545,900	0
	SUBTOTAL	22,170,147	14,277,863	5,560,700	15,160,200
034	NEW TRANSP SYS IMPR AREA E				
Public Works					
03417660	NEW TRANSP SYS IMPR AREA E	1,089,472	506,602	0	119,750
	SUBTOTAL	1,089,472	506,602	0	119,750
035	NEW TRANSP SYS IMPR AREA F				
Public Works					
03517660	NEW TRANSP SYS IMPR AREA F	816,120	564,226	0	130,000
	SUBTOTAL	816,120	564,226	0	130,000
054	SANITARY SEWER CAPITAL				
Public Works					
05417647	CAPITAL RECOVERY CHARGES	55,038	52,356	7,350,000	10,915,000
	SUBTOTAL	55,038	52,356	7,350,000	10,915,000
055	SEWER CONNECTION FEE				
Public Works					
05517660	SEWER CONNECTION PROJECTS	139,312	187,158	5,263,000	0
	SUBTOTAL	139,312	187,158	5,263,000	0
058	RESIDENTIAL STREET IMPROVEMENT				
Public Works					
05817660	RESIDENTIAL STREET IMPROVEMENT	6,195	161,786	313,000	0
	SUBTOTAL	6,195	161,786	313,000	0
059	SELECT STREET CONSTRUCTION				
Public Works					
05917660	SELECT STREET CONSTRUCTION	2,225,327	1,176,277	150,000	0
05917661	OCTA BRISTOL ST CORRIDOR IMPS	6,285,926	2,833,314	0	586,500
05917663	HUTA 2103 GAS TAX	479,010	337,772	200,000	82,000
05917665	HUTA GAS TAX - RMRA	311,613	1,141,303	5,598,500	6,378,390
05917667	HUTA GAS TAX - SB1 STATE LOAN	1,392	238,831	0	0
	SUBTOTAL	9,303,268	5,727,497	5,948,500	7,046,890
147	FEDERAL AID SAFETY PROGRAM				
Public Works					
14717611	PUB SVS-STREET SAFETY PROJECTS	745,331	316,037	0	0
	SUBTOTAL	745,331	316,037	0	0
148	TRAFFIC SYSTEM MGMT GRANT				
Public Works					
14817613	ACTIVE TRANSPORTATION PROGRAM	2,616,602	1,033,674	8,866,000	0
14817614	ACTIVE TRANSPRT PRGM AUGMENT	0	26,026	3,593,000	12,610,000
	SUBTOTAL	2,616,602	1,059,700	12,459,000	12,610,000

EXPENDITURE BY FUND		ACTUAL FY 17-18	ACTUAL FY 18-19	ADOPTED FY 19-20	PROPOSED FY 20-21
161	REC/COM SVS ST URBAN OPEN SPAC				
Parks, Rec. & Community Services					
16113262	STATE RESOURCES AGENCY GRANT	56,543	17,439	465,080	0
16113266	PRP 84 PARK PROJ	4,088,963	456,600	0	0
16113267	HOUSING-RELATED PRKS GRNT HRPP	0	518,109	0	0
16113268	2002 CA YOUTH SOCCER & REC DEV	0	0	1,000,000	0
	SUBTOTAL	4,145,506	992,148	1,465,080	0
164	PUB WKS-WTR QUALITY & CONTROL				
Public Works					
16417640	PUB WKS-WTR QUALITY & CONTROL	(836)	(9,867)	0	0
	SUBTOTAL	(836)	(9,867)	0	0
207	LOCAL DRAINAGE AREA NO 7				
Public Works					
20717660	PUB WKS - STORM DRAIN CONST	111,190	36,414	0	0
	SUBTOTAL	111,190	36,414	0	0
221	LOCAL DRAINAGE AREA I				
Public Works					
22117660	PUB WKS-STORM DRAIN CONST	6,533	0	0	0
	SUBTOTAL	6,533	0	0	0
222	LOCAL DRAINAGE AREA II				
Public Works					
22217660	PUB WKS-STORM DRAIN CONST	334,994	425,512	388,000	0
	SUBTOTAL	334,994	425,512	388,000	0
223	LOCAL DRAINAGE AREA III				
Public Works					
22317660	PUB WKS-STORM DRAIN CONST	37,704	0	100,000	0
	SUBTOTAL	37,704	0	100,000	0
224	LOCAL DRAINAGE AREA IV				
Public Works					
22417660	PUB WKS-STORM DRAIN CONST	0	0	250,000	181,500
	SUBTOTAL	0	0	250,000	181,500
301	REC/COMM SVS				
Parks, Rec. & Community Services					
30113260	REC/COMM SVS ACQ & DEV	38,860	87,123	196,190	0
	SUBTOTAL	38,860	87,123	196,190	0
311	RESIDENTIAL DEVELOP DISTRICT 1				
Parks, Rec. & Community Services					
31113260	RESIDENTIAL DEVELOP DISTRICT 1	8,264	164,466	2,684,630	0
	SUBTOTAL	8,264	164,466	2,684,630	0
312	RESIDENTIAL DEVELOP DISTRICT 2				
Parks, Rec. & Community Services					
31213260	A & D	111,701	755,859	2,365,700	550,000
31213261	A & D IN LIEU	114,629	123,260	701,100	0
	SUBTOTAL	226,330	879,118	3,066,800	550,000
313	RESIDENTIAL DEVELOP DISTRICT 3				
Parks, Rec. & Community Services					
31313260	A & D	321,207	539,207	176,770	2,800,000
31313261	A & D IN LIEU	85,586	158,950	1,200,230	0
	SUBTOTAL	406,792	698,157	1,377,000	2,800,000
314	RESIDENTIAL DEVELOP DISTRICT 4				
Parks, Rec. & Community Services					
31413260	A & D	116,242	149,403	795,660	0
	SUBTOTAL	116,242	149,403	795,660	0

EXPENDITURE BY FUND		ACTUAL FY 17-18	ACTUAL FY 18-19	ADOPTED FY 19-20	PROPOSED FY 20-21
400	POLICE LEASE REVENUE BONDS				
Debt Service					
40019020	PD UUT LEASE REVENUE BONDS	4,619,117	4,620,323	0	0
40019020	POLICE BUILDING DEBT SERVICE	0	0	4,621,750	4,623,300
	SUBTOTAL	4,619,117	4,620,323	4,621,750	4,623,300
404	COSA 2014 LEASE FINANCING				
Debt Service					
40419020	2014 LEASE FINANCING	5,157,478	5,151,748	5,167,550	5,172,350
	SUBTOTAL	5,157,478	5,151,748	5,167,550	5,172,350
418	CDA - PEEBLER CAPITAL FUND				
Community Development					
41818830	PEEBLER FUND CAPITAL PROJECTS	223,455	333,648	4,692,600	3,748,100
41818831	SOUTH MAIN REDEVELOPMENT PROJ	492,657	(1,871)	2,024,800	2,024,780
41818832	AFFORDABLE HOUSING AHSC PRGM	0	5,973	1,285,100	1,197,110
	SUBTOTAL	716,112	337,750	8,002,500	6,969,990
EXPENDITURE GRAND TOTAL		52,865,769	36,264,040	65,009,360	66,278,980

**PROP 1B BOND ACT OF 2006
DEPARTMENT RESOURCE SUMMARY**

PUBLIC WORKS

ACTIVITIES		ACTUAL FY 17-18	ACTUAL FY 18-19	ADOPTED FY 19-20	PROPOSED FY 20-21
REVENUES					
58000	Earning On Investments	1,912	2,517	0	0
	TOTAL REVENUES	1,912	2,517	0	0

PROP 1B BOND ACT OF 2006

PUBLIC WORKS		ACCOUNTING UNIT			
PROP 1B BOND OF 2006		03017002			
Account Code	LINE ITEM RESOURCES	ACTUAL FY 17-18	ACTUAL FY 18-19	ADOPTED FY 19-20	PROPOSED FY 20-21
58000	Earning On Investments	1,912	2,517	0	0
	SUBTOTAL REVENUES	1,912	2,517	0	0
	TOTAL	1,912	2,517	0	0

**MEASURE M-STREET CONSTRUCTION
DEPARTMENT RESOURCE SUMMARY**

PUBLIC WORKS

ACTIVITIES		ACTUAL FY 17-18	ACTUAL FY 18-19	ADOPTED FY 19-20	PROPOSED FY 20-21
REVENUES					
52040	Grant-Other	0	0	0	90,000
52322	SB1 Loan Repayment	0	0	0	10,774,780
52332	Measure M2 Competitive	8,234,797	4,962,541	0	0
52333	Measure M2 Local Fairshare	4,726,596	3,424,629	5,014,800	4,295,420
57004	Expense Reimbursement-OCTA	55,915	294,010	545,900	545,900
57960	Rental Of Property	5,518	33,883	0	0
58000	Earning On Investments	69,614	46,709	0	0
58002	Net Increase (Decrease) In Fai	90,338	0	0	0
58005	Investment Income-Trustee	2,530	1,811	0	0
	TOTAL REVENUES	13,185,308	8,763,583	5,560,700	15,706,100
EXPENDITURES					
03217661	OCTA TRANSITWAY PROJECT - MOS3	0	0	0	90,000
03217662	MEASURE M2 LOCAL FAIRSHARE ST	11,760,175	7,008,719	5,014,800	4,295,420
03217663	MEASURE M2 COMPETITIVE STREET	10,029,373	7,066,729	0	10,774,780
03217664	OCTA OC STREETCAR ACCOUNT	380,599	202,415	545,900	0
	TOTAL EXPENDITURES	22,170,147	14,277,863	5,560,700	15,160,200
OPERATING EXPENSES		ACTUAL FY 17-18	ACTUAL FY 18-19	ADOPTED FY 19-20	PROPOSED FY 20-21
65000	FIXED CHARGES	64,491	0	0	0
66000	CAPITAL	22,105,656	14,277,863	5,560,700	15,160,200
	TOTAL	22,170,147	14,277,863	5,560,700	15,160,200

MEASURE M-STREET CONSTRUCTION

PUBLIC WORKS		ACCOUNTING UNIT			
MEASURE M-STREET CONSTRUCTION		03217002			
Account Code	LINE ITEM RESOURCES	ACTUAL FY 17-18	ACTUAL FY 18-19	ADOPTED FY 19-20	PROPOSED FY 20-21
52040	Grant-Other	0	0	0	90,000
52322	SB1 Loan Repayment	0	0	0	10,774,780
52332	Measure M2 Competitive	8,234,797	4,962,541	0	0
52333	Measure M2 Local Fairshare	4,726,596	3,424,629	5,014,800	4,295,420
57004	Expense Reimbursement-OCTA	55,915	294,010	545,900	545,900
57960	Rental Of Property	5,518	33,883	0	0
58000	Earning On Investments	69,614	46,709	0	0
58002	Net Increase (Decrease) In Fai	90,338	0	0	0
58005	Investment Income-Trustee	2,530	1,811	0	0
	SUBTOTAL REVENUES	13,185,308	8,763,583	5,560,700	15,706,100
	TOTAL	13,185,308	8,763,583	5,560,700	15,706,100

MEASURE M-STREET CONSTRUCTION

PUBLIC WORKS		ACCOUNTING UNIT			
OCTA TRANSITWAY PROJECT - MOS3		03217661			
Account Code	LINE ITEM RESOURCES	ACTUAL FY 17-18	ACTUAL FY 18-19	ADOPTED FY 19-20	PROPOSED FY 20-21
66220	Improvements Other Than Building	0	0	0	90,000
	SUBTOTAL CAPITAL	0	0	0	90,000
	TOTAL	0	0	0	90,000

MEASURE M-STREET CONSTRUCTION

PUBLIC WORKS		ACCOUNTING UNIT			
MEASURE M2 LOCAL FAIRSHARE ST		03217662			
Account Code	LINE ITEM RESOURCES	ACTUAL FY 17-18	ACTUAL FY 18-19	ADOPTED FY 19-20	PROPOSED FY 20-21
65205	Internal Departments Personnel	49,548	0	0	0
	SUBTOTAL FIXED CHARGES	49,548	0	0	0
66100	Land	3,196,369	950,000	0	0
66200	Building Improvement	557	0	0	0
66220	Improvements Other Than Building	8,513,702	6,058,719	5,014,800	4,295,420
	SUBTOTAL CAPITAL	11,710,628	7,008,719	5,014,800	4,295,420
	TOTAL	11,760,175	7,008,719	5,014,800	4,295,420

MEASURE M-STREET CONSTRUCTION

PUBLIC WORKS		ACCOUNTING UNIT			
MEASURE M2 COMPETITIVE STREET		03217663			
Account Code	LINE ITEM RESOURCES	ACTUAL FY 17-18	ACTUAL FY 18-19	ADOPTED FY 19-20	PROPOSED FY 20-21
65205	Internal Departments Personnel	14,943	0	0	0
	SUBTOTAL FIXED CHARGES	14,943	0	0	0
66100	Land	6,207,976	5,269,526	0	0
66200	Building Improvement	20,780	0	0	0
66220	Improvements Other Than Building	3,785,674	1,797,203	0	10,774,780
	SUBTOTAL CAPITAL	10,014,430	7,066,729	0	10,774,780
	TOTAL	10,029,373	7,066,729	0	10,774,780

MEASURE M-STREET CONSTRUCTION

PUBLIC WORKS		ACCOUNTING UNIT			
OCTA OC STREETCAR ACCOUNT		03217664			
Account Code	LINE ITEM RESOURCES	ACTUAL FY 17-18	ACTUAL FY 18-19	ADOPTED FY 19-20	PROPOSED FY 20-21
66220	Improvements Other Than Building	380,599	202,415	545,900	0
	SUBTOTAL CAPITAL	380,599	202,415	545,900	0
	TOTAL	380,599	202,415	545,900	0

**NEW TRANSPOR SYS IMPR AREA B
DEPARTMENT RESOURCE SUMMARY**

PUBLIC WORKS

ACTIVITIES		ACTUAL FY 17-18	ACTUAL FY 18-19	ADOPTED FY 19-20	PROPOSED FY 20-21
REVENUES					
50300	Transportation System Improvem	0	133,041	0	0
58000	Earning On Investments	4,801	7,434	0	0
	TOTAL REVENUES	4,801	140,475	0	0

NEW TRANSPO SYS IMPR AREA B

PUBLIC WORKS		ACCOUNTING UNIT			
NEW TRANSPO SYS IMPR AREA B		03317002			
Account Code	LINE ITEM RESOURCES	ACTUAL FY 17-18	ACTUAL FY 18-19	ADOPTED FY 19-20	PROPOSED FY 20-21
50300	Transportation System Improvem	0	133,041	0	0
58000	Earning On Investments	4,801	7,434	0	0
	SUBTOTAL REVENUES	4,801	140,475	0	0
	TOTAL	4,801	140,475	0	0

**NEW TRANSPO SYS IMPR AREA E
DEPARTMENT RESOURCE SUMMARY**

PUBLIC WORKS

ACTIVITIES		ACTUAL FY 17-18	ACTUAL FY 18-19	ADOPTED FY 19-20	PROPOSED FY 20-21
REVENUES					
50300	Transportation System Improvem	232,256	0	0	0
57960	Rental Of Property	1,797	11,294	10,000	10,000
58000	Earning On Investments	32,252	21,933	10,000	10,000
	TOTAL REVENUES	266,305	33,228	20,000	20,000
EXPENDITURES					
03417660	NEW TRANSPO SYS IMPR AREA E	1,089,472	506,602	0	119,750
	TOTAL EXPENDITURES	1,089,472	506,602	0	119,750
OPERATING EXPENSES		ACTUAL FY 17-18	ACTUAL FY 18-19	ADOPTED FY 19-20	PROPOSED FY 20-21
66000	CAPITAL	1,089,472	506,602	0	119,750
	TOTAL	1,089,472	506,602	0	119,750

NEW TRANSPO SYS IMPR AREA E

PUBLIC WORKS		ACCOUNTING UNIT			
NEW TRANSPO SYS IMPR AREA E		03417002			
Account Code	LINE ITEM RESOURCES	ACTUAL FY 17-18	ACTUAL FY 18-19	ADOPTED FY 19-20	PROPOSED FY 20-21
50300	Transportation System Improvem	232,256	0	0	0
57960	Rental Of Property	1,797	11,294	10,000	10,000
58000	Earning On Investments	32,252	21,933	10,000	10,000
	SUBTOTAL REVENUES	266,305	33,228	20,000	20,000
	TOTAL	266,305	33,228	20,000	20,000

NEW TRANSPO SYS IMPR AREA E

PUBLIC WORKS		ACCOUNTING UNIT			
NEW TRANSPO SYS IMPR AREA E		03417660			
Account Code	LINE ITEM RESOURCES	ACTUAL FY 17-18	ACTUAL FY 18-19	ADOPTED FY 19-20	PROPOSED FY 20-21
66100	Land	1,038,414	422,125	0	0
66220	Improvements Other Than Building	51,058	84,477	0	119,750
	SUBTOTAL CAPITAL	1,089,472	506,602	0	119,750
	TOTAL	1,089,472	506,602	0	119,750

**NEW TRANSPO SYS IMPR AREA F
DEPARTMENT RESOURCE SUMMARY**

PUBLIC WORKS

ACTIVITIES		ACTUAL FY 17-18	ACTUAL FY 18-19	ADOPTED FY 19-20	PROPOSED FY 20-21
REVENUES					
50300	Transportation System Improvem	135,307	424,978	0	0
58000	Earning On Investments	31,543	34,862	10,000	10,000
	TOTAL REVENUES	166,850	459,840	10,000	10,000
EXPENDITURES					
03517660	NEW TRANSPO SYS IMPR AREA F	816,120	564,226	0	130,000
	TOTAL EXPENDITURES	816,120	564,226	0	130,000
OPERATING EXPENSES		ACTUAL FY 17-18	ACTUAL FY 18-19	ADOPTED FY 19-20	PROPOSED FY 20-21
66000	CAPITAL	816,120	564,226	0	130,000
	TOTAL	816,120	564,226	0	130,000

NEW TRANSPO SYS IMPR AREA F

PUBLIC WORKS		ACCOUNTING UNIT			
NEW TRANSPO SYS IMPR AREA F		03517002			
Account Code	LINE ITEM RESOURCES	ACTUAL FY 17-18	ACTUAL FY 18-19	ADOPTED FY 19-20	PROPOSED FY 20-21
50300	Transportation System Improvem	135,307	424,978	0	0
58000	Earning On Investments	31,543	34,862	10,000	10,000
	SUBTOTAL REVENUES	166,850	459,840	10,000	10,000
	TOTAL	166,850	459,840	10,000	10,000

NEW TRANSP SYS IMPR AREA F

PUBLIC WORKS		ACCOUNTING UNIT			
NEW TRANSP SYS IMPR AREA F		03517660			
Account Code	LINE ITEM RESOURCES	ACTUAL FY 17-18	ACTUAL FY 18-19	ADOPTED FY 19-20	PROPOSED FY 20-21
66100	Land	543,916	104,235	0	0
66220	Improvements Other Than Building	272,204	459,991	0	130,000
	SUBTOTAL CAPITAL	816,120	564,226	0	130,000
	TOTAL	816,120	564,226	0	130,000

**TRANSP SYS IMPR AREA A-2
DEPARTMENT RESOURCE SUMMARY**

PUBLIC WORKS

ACTIVITIES	ACTUAL FY 17-18	ACTUAL FY 18-19	ADOPTED FY 19-20	PROPOSED FY 20-21
REVENUES				
58000 Earning On Investments	3,349	4,409	0	0
TOTAL REVENUES	3,349	4,409	0	0

TRANSP SYS IMPR AREA A-2

PUBLIC WORKS		ACCOUNTING UNIT			
TRANS. SYSTEM IMPR. AREA A-2		04117002			
Account Code	LINE ITEM RESOURCES	ACTUAL FY 17-18	ACTUAL FY 18-19	ADOPTED FY 19-20	PROPOSED FY 20-21
58000	Earning On Investments	3,349	4,409	0	0
	SUBTOTAL REVENUES	3,349	4,409	0	0
	TOTAL	3,349	4,409	0	0

**TRANSPO SYS IMPR AREA B
DEPARTMENT RESOURCE SUMMARY**

PUBLIC WORKS

ACTIVITIES	ACTUAL FY 17-18	ACTUAL FY 18-19	ADOPTED FY 19-20	PROPOSED FY 20-21
REVENUES				
58000 Earning On Investments	119	157	0	0
TOTAL REVENUES	119	157	0	0

TRANSPO SYS IMPR AREA B

PUBLIC WORKS		ACCOUNTING UNIT			
TRANSP. SYSTEM IMP. AREA B		04217002			
Account Code	LINE ITEM RESOURCES	ACTUAL FY 17-18	ACTUAL FY 18-19	ADOPTED FY 19-20	PROPOSED FY 20-21
58000	Earning On Investments	119	157	0	0
	SUBTOTAL REVENUES	119	157	0	0
	TOTAL	119	157	0	0

**TRANSPO SYS IMPR AREA C-2
DEPARTMENT RESOURCE SUMMARY**

PUBLIC WORKS

ACTIVITIES	ACTUAL FY 17-18	ACTUAL FY 18-19	ADOPTED FY 19-20	PROPOSED FY 20-21
REVENUES				
58000 Earning On Investments	2,662	3,504	0	0
TOTAL REVENUES	2,662	3,504	0	0

TRANSPO SYS IMPR AREA C-2

PUBLIC WORKS		ACCOUNTING UNIT			
TRANSPO SYS IMPR AREA C-2		04817002			
Account Code	LINE ITEM RESOURCES	ACTUAL FY 17-18	ACTUAL FY 18-19	ADOPTED FY 19-20	PROPOSED FY 20-21
58000	Earning On Investments	2,662	3,504	0	0
	SUBTOTAL REVENUES	2,662	3,504	0	0
	TOTAL	2,662	3,504	0	0

**TRANSPO SYS IMPR AREA G
DEPARTMENT RESOURCE SUMMARY**

PUBLIC WORKS

ACTIVITIES	ACTUAL FY 17-18	ACTUAL FY 18-19	ADOPTED FY 19-20	PROPOSED FY 20-21
REVENUES				
58000 Earning On Investments	1,227	1,615	0	0
TOTAL REVENUES	1,227	1,615	0	0

TRANSPO SYS IMPR AREA G

PUBLIC WORKS		ACCOUNTING UNIT			
TRANSP. SYSTEM IMP AREA G		04917002			
Account Code	LINE ITEM RESOURCES	ACTUAL FY 17-18	ACTUAL FY 18-19	ADOPTED FY 19-20	PROPOSED FY 20-21
58000	Earning On Investments	1,227	1,615	0	0
	SUBTOTAL REVENUES	1,227	1,615	0	0
	TOTAL	1,227	1,615	0	0

**SANITARY SEWER CAPITAL
DEPARTMENT RESOURCE SUMMARY**

PUBLIC WORKS

ACTIVITIES	ACTUAL FY 17-18	ACTUAL FY 18-19	ADOPTED FY 19-20	PROPOSED FY 20-21
REVENUES				
53732 Capital Recovery Charges	342,977	371,203	374,300	0
57990 Miscellaneous Income	0	23,229,000	0	0
58000 Earning On Investments	22,585	258,944	400,000	320,000
58002 Net Increase (Decrease) In Fai	0	92,950	0	0
TOTAL REVENUES	365,562	23,952,097	774,300	320,000
EXPENDITURES				
05417647 CAPITAL RECOVERY CHARGES	55,038	52,356	7,350,000	10,915,000
TOTAL EXPENDITURES	55,038	52,356	7,350,000	10,915,000
OPERATING EXPENSES	ACTUAL FY 17-18	ACTUAL FY 18-19	ADOPTED FY 19-20	PROPOSED FY 20-21
62000 CONTRACTUALS	0	0	0	1,500,000
66000 CAPITAL	55,038	52,356	7,350,000	9,415,000
TOTAL	55,038	52,356	7,350,000	10,915,000

SANITARY SEWER CAPITAL

PUBLIC WORKS		ACCOUNTING UNIT			
CAPITAL RECOVERY CHARGES		05417002			
Account Code	LINE ITEM RESOURCES	ACTUAL FY 17-18	ACTUAL FY 18-19	ADOPTED FY 19-20	PROPOSED FY 20-21
53732	Capital Recovery Charges	342,977	371,203	374,300	0
57990	Miscellaneous Income	0	23,229,000	0	0
58000	Earning On Investments	22,585	258,944	400,000	320,000
58002	Net Increase (Decrease) In Fai	0	92,950	0	0
	SUBTOTAL REVENUES	365,562	23,952,097	774,300	320,000
	TOTAL	365,562	23,952,097	774,300	320,000

SANITARY SEWER CAPITAL

PUBLIC WORKS		ACCOUNTING UNIT			
CAPITAL RECOVERY CHARGES		05417647			
Account Code	LINE ITEM RESOURCES	ACTUAL FY 17-18	ACTUAL FY 18-19	ADOPTED FY 19-20	PROPOSED FY 20-21
62300	Contract Services-Professional	0	0	0	1,500,000
	SUBTOTAL CONTRACTUALS	0	0	0	1,500,000
66220	Improvements Other Than Building	55,038	52,356	7,350,000	9,415,000
	SUBTOTAL CAPITAL	55,038	52,356	7,350,000	9,415,000
	TOTAL	55,038	52,356	7,350,000	10,915,000

**SEWER CONNECTION FEE
DEPARTMENT RESOURCE SUMMARY**

PUBLIC WORKS

ACTIVITIES		ACTUAL FY 17-18	ACTUAL FY 18-19	ADOPTED FY 19-20	PROPOSED FY 20-21
REVENUES					
53701	Sewer Connection Fee	1,480,855	2,936,154	1,050,500	509,240
58000	Earning On Investments	122,333	201,993	150,000	210,000
58002	Net Increase (Decrease) In Fai	(228,067)	275,186	0	0
	TOTAL REVENUES	1,375,122	3,413,332	1,200,500	719,240
EXPENDITURES					
05517660	SEWER CONNECTION PROJECTS	139,312	187,158	5,263,000	0
	TOTAL EXPENDITURES	139,312	187,158	5,263,000	0
OPERATING EXPENSES		ACTUAL FY 17-18	ACTUAL FY 18-19	ADOPTED FY 19-20	PROPOSED FY 20-21
66000	CAPITAL	139,312	187,158	5,263,000	0
	TOTAL	139,312	187,158	5,263,000	0

SEWER CONNECTION FEE

PUBLIC WORKS		ACCOUNTING UNIT			
SEWER CONNECTION PROJECTS		05517002			
Account Code	LINE ITEM RESOURCES	ACTUAL FY 17-18	ACTUAL FY 18-19	ADOPTED FY 19-20	PROPOSED FY 20-21
53701	Sewer Connection Fee	1,480,855	2,936,154	1,050,500	509,240
58000	Earning On Investments	122,333	201,993	150,000	210,000
58002	Net Increase (Decrease) In Fai	(228,067)	275,186	0	0
	SUBTOTAL REVENUES	1,375,122	3,413,332	1,200,500	719,240
	TOTAL	1,375,122	3,413,332	1,200,500	719,240

SEWER CONNECTION FEE

PUBLIC WORKS		ACCOUNTING UNIT			
SEWER CONNECTION PROJECTS		05517660			
Account Code	LINE ITEM RESOURCES	ACTUAL FY 17-18	ACTUAL FY 18-19	ADOPTED FY 19-20	PROPOSED FY 20-21
66220	Improvements Other Than Building	139,312	187,158	5,263,000	0
	SUBTOTAL CAPITAL	139,312	187,158	5,263,000	0
	TOTAL	139,312	187,158	5,263,000	0

**RESIDENTIAL STREET IMPROVEMENT
DEPARTMENT RESOURCE SUMMARY**

PUBLIC WORKS

ACTIVITIES		ACTUAL FY 17-18	ACTUAL FY 18-19	ADOPTED FY 19-20	PROPOSED FY 20-21
REVENUES					
51701	Transport/Oversize Permits	16,361	17,921	13,000	13,000
53704	Trench Cut Fee/Arterial	34,290	47,867	25,000	25,000
53705	Trench Cut Fee	14,972	28,718	10,000	10,000
53706	Street Construction Fee	369,372	335,639	250,000	250,000
53730	HOST Fee	23,960	23,141	15,000	15,000
58000	Earning On Investments	0	57,539	0	0
	TOTAL REVENUES	458,955	510,824	313,000	313,000
EXPENDITURES					
05817660	RESIDENTIAL STREET IMPROVEMENT	6,195	161,786	313,000	0
	TOTAL EXPENDITURES	6,195	161,786	313,000	0
OPERATING EXPENSES		ACTUAL FY 17-18	ACTUAL FY 18-19	ADOPTED FY 19-20	PROPOSED FY 20-21
62000	CONTRACTUALS	0	161,786	313,000	0
66000	CAPITAL	6,195	0	0	0
	TOTAL	6,195	161,786	313,000	0

RESIDENTIAL STREET IMPROVEMENT

PUBLIC WORKS		ACCOUNTING UNIT			
RESIDENTIAL STREET IMPROVEMENT		05817002			
Account Code	LINE ITEM RESOURCES	ACTUAL FY 17-18	ACTUAL FY 18-19	ADOPTED FY 19-20	PROPOSED FY 20-21
51701	Transport/Oversize Permits	16,361	17,921	13,000	13,000
53704	Trench Cut Fee/Arterial	34,290	47,867	25,000	25,000
53705	Trench Cut Fee	14,972	28,718	10,000	10,000
53706	Street Construction Fee	369,372	335,639	250,000	250,000
53730	HOST Fee	23,960	23,141	15,000	15,000
58000	Earning On Investments	0	57,539	0	0
	SUBTOTAL REVENUES	458,955	510,824	313,000	313,000
	TOTAL	458,955	510,824	313,000	313,000

RESIDENTIAL STREET IMPROVEMENT

PUBLIC WORKS		ACCOUNTING UNIT			
RESIDENTIAL STREET IMPROVEMENT		05817660			
Account Code	LINE ITEM RESOURCES	ACTUAL FY 17-18	ACTUAL FY 18-19	ADOPTED FY 19-20	PROPOSED FY 20-21
62300	Contract Services-Professional	0	161,786	313,000	0
	SUBTOTAL CONTRACTUALS	0	161,786	313,000	0
66220	Improvements Other Than Building	6,195	0	0	0
	SUBTOTAL CAPITAL	6,195	0	0	0
	TOTAL	6,195	161,786	313,000	0

**SELECT STREET CONSTRUCTION
DEPARTMENT RESOURCE SUMMARY**

PUBLIC WORKS

ACTIVITIES		ACTUAL FY 17-18	ACTUAL FY 18-19	ADOPTED FY 19-20	PROPOSED FY 20-21
REVENUES					
52001	Federal Grant-Indirect	4,259,971	509,193	0	0
52341	OCTA Gas Tax Subvention	7,451,904	183,113	0	0
57071	Sale of Land	0	359,879	0	0
57080	Developer Contributions In Lie	2,201,008	0	0	0
57960	Rental Of Property	61,046	46,780	35,000	35,000
58000	Earning On Investments	164,842	168,908	100,000	100,000
58002	Net Increase (Decrease) In Fai	(61,842)	198,058	0	0
58006	Interest Earned on Advanced Re	29,673	986	15,000	15,000
59000-029	Transfer From Gas Tax Fund 029	792,016	1,717,906	5,798,500	6,460,390
TOTAL REVENUES		14,898,618	3,184,822	5,948,500	6,610,390
EXPENDITURES					
05917660	SELECT STREET CONSTRUCTION	2,225,327	1,176,277	150,000	0
05917661	OCTA BRISTOL ST CORRIDOR IMPS	6,285,926	2,833,314	0	586,500
05917663	HUTA 2103 GAS TAX	479,010	337,772	200,000	82,000
05917665	HUTA GAS TAX - RMRA	311,613	1,141,303	5,598,500	6,378,390
05917667	HUTA GAS TAX - SB1 STATE LOAN	1,392	238,831	0	0
TOTAL EXPENDITURES		9,303,268	5,727,497	5,948,500	7,046,890
OPERATING EXPENSES		ACTUAL FY 17-18	ACTUAL FY 18-19	ADOPTED FY 19-20	PROPOSED FY 20-21
66000	CAPITAL	9,303,268	5,727,497	5,798,500	7,046,890
69000	MISCELLANEOUS	0	0	150,000	0
TOTAL		9,303,268	5,727,497	5,948,500	7,046,890

SELECT STREET CONSTRUCTION

PUBLIC WORKS		ACCOUNTING UNIT			
SELECT STREET CONSTRUCTION		05917002			
Account Code	LINE ITEM RESOURCES	ACTUAL FY 17-18	ACTUAL FY 18-19	ADOPTED FY 19-20	PROPOSED FY 20-21
52001	Federal Grant-Indirect	4,259,971	509,193	0	0
52341	OCTA Gas Tax Subvention	7,451,904	183,113	0	0
57071	Sale of Land	0	359,879	0	0
57080	Developer Contributions In Lie	2,201,008	0	0	0
57960	Rental Of Property	61,046	46,780	35,000	35,000
58000	Earning On Investments	164,842	168,908	100,000	100,000
58002	Net Increase (Decrease) In Fai	(61,842)	198,058	0	0
58006	Interest Earned on Advanced Re	29,673	986	15,000	15,000
59000	Transfer From Gas Tax Fund 029	792,016	1,717,906	5,798,500	6,460,390
	SUBTOTAL REVENUES	14,898,618	3,184,822	5,948,500	6,610,390
	TOTAL	14,898,618	3,184,822	5,948,500	6,610,390

SELECT STREET CONSTRUCTION

PUBLIC WORKS		ACCOUNTING UNIT			
SELECT STREET CONSTRUCTION		05917660			
Account Code	LINE ITEM RESOURCES	ACTUAL FY 17-18	ACTUAL FY 18-19	ADOPTED FY 19-20	PROPOSED FY 20-21
66100	Land	501,714	317,800	0	0
66220	Improvements Other Than Building	1,723,612	858,477	0	0
	SUBTOTAL CAPITAL	2,225,327	1,176,277	0	0
69011	Reserve Appropriation	0	0	150,000	0
	SUBTOTAL MISCELLANEOUS	0	0	150,000	0
	TOTAL	2,225,327	1,176,277	150,000	0

SELECT STREET CONSTRUCTION

PUBLIC WORKS		ACCOUNTING UNIT			
OCTA BRISTOL ST CORRIDOR IMPS		05917661			
Account Code	LINE ITEM RESOURCES	ACTUAL FY 17-18	ACTUAL FY 18-19	ADOPTED FY 19-20	PROPOSED FY 20-21
66100	Land	4,178,676	2,038,690	0	0
66220	Improvements Other Than Building	2,107,250	794,624	0	586,500
	SUBTOTAL CAPITAL	6,285,926	2,833,314	0	586,500
	TOTAL	6,285,926	2,833,314	0	586,500

SELECT STREET CONSTRUCTION

PUBLIC WORKS		ACCOUNTING UNIT			
HUTA 2103 GAS TAX		05917663			
Account Code	LINE ITEM RESOURCES	ACTUAL FY 17-18	ACTUAL FY 18-19	ADOPTED FY 19-20	PROPOSED FY 20-21
66220	Improvements Other Than Building	479,010	337,772	200,000	82,000
	SUBTOTAL CAPITAL	479,010	337,772	200,000	82,000
	TOTAL	479,010	337,772	200,000	82,000

SELECT STREET CONSTRUCTION

PUBLIC WORKS		ACCOUNTING UNIT			
HUTA GAS TAX - RMRA		05917665			
Account Code	LINE ITEM RESOURCES	ACTUAL FY 17-18	ACTUAL FY 18-19	ADOPTED FY 19-20	PROPOSED FY 20-21
66220	Improvements Other Than Building	311,613	1,141,303	5,598,500	6,378,390
	SUBTOTAL CAPITAL	311,613	1,141,303	5,598,500	6,378,390
	TOTAL	311,613	1,141,303	5,598,500	6,378,390

SELECT STREET CONSTRUCTION

PUBLIC WORKS		ACCOUNTING UNIT			
HUTA GAS TAX - SB1 STATE LOAN		05917667			
Account Code	LINE ITEM RESOURCES	ACTUAL FY 17-18	ACTUAL FY 18-19	ADOPTED FY 19-20	PROPOSED FY 20-21
66220	Improvements Other Than Building	1,392	238,831	0	0
	SUBTOTAL CAPITAL	1,392	238,831	0	0
	TOTAL	1,392	238,831	0	0

**FEDERAL AID SAFETY PROGRAM
DEPARTMENT RESOURCE SUMMARY**

PUBLIC WORKS

ACTIVITIES	ACTUAL FY 17-18	ACTUAL FY 18-19	ADOPTED FY 19-20	PROPOSED FY 20-21
REVENUES				
52001 Federal Grant-Indirect	1,152,906	690,399	0	0
TOTAL REVENUES	1,152,906	690,399	0	0
EXPENDITURES				
14717611 PUB SVS-STREET SAFETY PROJECTS	745,331	316,037	0	0
TOTAL EXPENDITURES	745,331	316,037	0	0
OPERATING EXPENSES	ACTUAL FY 17-18	ACTUAL FY 18-19	ADOPTED FY 19-20	PROPOSED FY 20-21
61000 SALARIES & BENEFITS	231	0	0	0
65000 FIXED CHARGES	194,082	278,967	0	0
66000 CAPITAL	551,018	37,070	0	0
TOTAL	745,331	316,037	0	0

FEDERAL AID SAFETY PROGRAM

PUBLIC WORKS		ACCOUNTING UNIT			
PUB SVS-STREET SAFETY PROJECTS		14717002			
Account Code	LINE ITEM RESOURCES	ACTUAL FY 17-18	ACTUAL FY 18-19	ADOPTED FY 19-20	PROPOSED FY 20-21
52001	Federal Grant-Indirect	1,152,906	690,399	0	0
	SUBTOTAL REVENUES	1,152,906	690,399	0	0
	TOTAL	1,152,906	690,399	0	0

FEDERAL AID SAFETY PROGRAM

PUBLIC WORKS		ACCOUNTING UNIT			
PUB SVS-STREET SAFETY PROJECTS		14717611			
Account Code	LINE ITEM RESOURCES	ACTUAL FY 17-18	ACTUAL FY 18-19	ADOPTED FY 19-20	PROPOSED FY 20-21
61110	Part-Time Retirement	231	0	0	0
	SUBTOTAL SALARIES & BENEFITS	231	0	0	0
65205	Internal Departments Personnel	194,082	278,967	0	0
	SUBTOTAL FIXED CHARGES	194,082	278,967	0	0
66220	Improvements Other Than Building	551,018	37,070	0	0
	SUBTOTAL CAPITAL	551,018	37,070	0	0
	TOTAL	745,331	316,037	0	0

**TRAFFIC SYSTEM MGMT GRANT
DEPARTMENT RESOURCE SUMMARY**

PUBLIC WORKS

ACTIVITIES	ACTUAL FY 17-18	ACTUAL FY 18-19	ADOPTED FY 19-20	PROPOSED FY 20-21
REVENUES				
52025 State Grants-Direct	2,421,690	775,539	12,459,000	1,291,000
TOTAL REVENUES	2,421,690	775,539	12,459,000	1,291,000
EXPENDITURES				
14817613 ACTIVE TRANSPORTATION PROGRAM	2,616,602	1,033,674	8,866,000	0
14817614 ACTIVE TRANSPRT PRGM AUGMENT	0	26,026	3,593,000	12,610,000
TOTAL EXPENDITURES	2,616,602	1,059,700	12,459,000	12,610,000
OPERATING EXPENSES	ACTUAL FY 17-18	ACTUAL FY 18-19	ADOPTED FY 19-20	PROPOSED FY 20-21
66000 CAPITAL	2,616,602	1,059,700	12,459,000	12,610,000
TOTAL	2,616,602	1,059,700	12,459,000	12,610,000

TRAFFIC SYSTEM MGMT GRANT

PUBLIC WORKS		ACCOUNTING UNIT			
TRAFFIC SYSTEM MANAGEMENT		14817002			
Account Code	LINE ITEM RESOURCES	ACTUAL FY 17-18	ACTUAL FY 18-19	ADOPTED FY 19-20	PROPOSED FY 20-21
52025	State Grants-Direct	2,421,690	775,539	12,459,000	1,291,000
	SUBTOTAL REVENUES	2,421,690	775,539	12,459,000	1,291,000
	TOTAL	2,421,690	775,539	12,459,000	1,291,000

TRAFFIC SYSTEM MGMT GRANT

PUBLIC WORKS		ACCOUNTING UNIT			
ACTIVE TRANSPORTATION PROGRAM		14817613			
Account Code	LINE ITEM RESOURCES	ACTUAL FY 17-18	ACTUAL FY 18-19	ADOPTED FY 19-20	PROPOSED FY 20-21
66220	Improvements Other Than Building	2,616,602	1,033,674	8,866,000	0
	SUBTOTAL CAPITAL	2,616,602	1,033,674	8,866,000	0
	TOTAL	2,616,602	1,033,674	8,866,000	0

TRAFFIC SYSTEM MGMT GRANT

PUBLIC WORKS		ACCOUNTING UNIT			
ACTIVE TRANSPRT PRGM AUGMENT		14817614			
Account Code	LINE ITEM RESOURCES	ACTUAL FY 17-18	ACTUAL FY 18-19	ADOPTED FY 19-20	PROPOSED FY 20-21
66220	Improvements Other Than Building	0	26,026	3,593,000	12,610,000
	SUBTOTAL CAPITAL	0	26,026	3,593,000	12,610,000
	TOTAL	0	26,026	3,593,000	12,610,000

**REC/COM SVS ST URBAN OPEN SPAC
DEPARTMENT RESOURCE SUMMARY**

PARKS, REC. & COMMUNITY SERVICES

ACTIVITIES	ACTUAL FY 17-18	ACTUAL FY 18-19	ADOPTED FY 19-20	PROPOSED FY 20-21
REVENUES				
52025 State Grants-Direct	2,269,206	2,963,563	1,465,080	0
TOTAL REVENUES	2,269,206	2,963,563	1,465,080	0
EXPENDITURES				
16113262 STATE RESOURCES AGENCY GRANT	56,543	17,439	465,080	0
16113266 PRP 84 PARK PROJ	4,088,963	456,600	0	0
16113267 HOUSING-RELATED PRKS GRNT HRPP	0	518,109	0	0
16113268 2002 CA YOUTH SOCCER & REC DEV	0	0	1,000,000	0
TOTAL EXPENDITURES	4,145,506	992,148	1,465,080	0
OPERATING EXPENSES	ACTUAL FY 17-18	ACTUAL FY 18-19	ADOPTED FY 19-20	PROPOSED FY 20-21
66000 CAPITAL	85,479	537,660	1,465,080	0
69000 MISCELLANEOUS	4,060,027	454,488	0	0
TOTAL	4,145,506	992,148	1,465,080	0

REC/COM SVS ST URBAN OPEN SPAC

PARKS, REC. & COMMUNITY SERVICES		ACCOUNTING UNIT			
PARKS/REC CAPITAL GRANTS		16113002			
Account Code	LINE ITEM RESOURCES	ACTUAL FY 17-18	ACTUAL FY 18-19	ADOPTED FY 19-20	PROPOSED FY 20-21
52025	State Grants-Direct	2,269,206	2,963,563	1,465,080	0
	SUBTOTAL REVENUES	2,269,206	2,963,563	1,465,080	0
	TOTAL	2,269,206	2,963,563	1,465,080	0

REC/COM SVS ST URBAN OPEN SPAC

PARKS, REC. & COMMUNITY SERVICES		ACCOUNTING UNIT			
STATE RESOURCES AGENCY GRANT		16113262			
Account Code	LINE ITEM RESOURCES	ACTUAL FY 17-18	ACTUAL FY 18-19	ADOPTED FY 19-20	PROPOSED FY 20-21
66220	Improvements Other Than Building	56,543	17,439	465,080	0
	SUBTOTAL CAPITAL	56,543	17,439	465,080	0
	TOTAL	56,543	17,439	465,080	0

REC/COM SVS ST URBAN OPEN SPAC

PARKS, REC. & COMMUNITY SERVICES		ACCOUNTING UNIT			
PRP 84 PARK PROJ		16113266			
Account Code	LINE ITEM RESOURCES	ACTUAL FY 17-18	ACTUAL FY 18-19	ADOPTED FY 19-20	PROPOSED FY 20-21
66220	Improvements Other Than Building	28,936	2,113	0	0
	SUBTOTAL CAPITAL	28,936	2,113	0	0
69135	Payment to Subagent	4,060,027	454,488	0	0
	SUBTOTAL MISCELLANEOUS	4,060,027	454,488	0	0
	TOTAL	4,088,963	456,600	0	0

REC/COM SVS ST URBAN OPEN SPAC

PARKS, REC. & COMMUNITY SERVICES		ACCOUNTING UNIT			
HOUSING-RELATED PRKS GRNT HRPP		16113267			
Account Code	LINE ITEM RESOURCES	ACTUAL FY 17-18	ACTUAL FY 18-19	ADOPTED FY 19-20	PROPOSED FY 20-21
66220	Improvements Other Than Building	0	518,109	0	0
	SUBTOTAL CAPITAL	0	518,109	0	0
	TOTAL	0	518,109	0	0

REC/COM SVS ST URBAN OPEN SPAC

PARKS, REC. & COMMUNITY SERVICES		ACCOUNTING UNIT			
2002 CA YOUTH SOCCER & REC DEV		16113268			
Account Code	LINE ITEM RESOURCES	ACTUAL FY 17-18	ACTUAL FY 18-19	ADOPTED FY 19-20	PROPOSED FY 20-21
66220	Improvements Other Than Building	0	0	1,000,000	0
	SUBTOTAL CAPITAL	0	0	1,000,000	0
	TOTAL	0	0	1,000,000	0

**PUB WKS-WTR QUALITY & CONTROL
DEPARTMENT RESOURCE SUMMARY**

PUBLIC WORKS

ACTIVITIES	ACTUAL FY 17-18	ACTUAL FY 18-19	ADOPTED FY 19-20	PROPOSED FY 20-21
REVENUES				
52025 State Grants-Direct	9,702	0	0	0
TOTAL REVENUES	9,702	0	0	0
EXPENDITURES				
16417640 PUB WKS-WTR QUALITY & CONTROL	(836)	(9,867)	0	0
TOTAL EXPENDITURES	(836)	(9,867)	0	0
OPERATING EXPENSES	ACTUAL FY 17-18	ACTUAL FY 18-19	ADOPTED FY 19-20	PROPOSED FY 20-21
66000 CAPITAL	(836)	(9,867)	0	0
TOTAL	(836)	(9,867)	0	0

PUB WKS-WTR QUALITY & CONTROL

PUBLIC WORKS		ACCOUNTING UNIT			
MISCELLENOUS REVENUE		16417002			
Account Code	LINE ITEM RESOURCES	ACTUAL FY 17-18	ACTUAL FY 18-19	ADOPTED FY 19-20	PROPOSED FY 20-21
52025	State Grants-Direct	9,702	0	0	0
	SUBTOTAL REVENUES	9,702	0	0	0
	TOTAL	9,702	0	0	0

PUB WKS-WTR QUALITY & CONTROL

PUBLIC WORKS		ACCOUNTING UNIT			
PUB WKS-WTR QUALITY & CONTROL		16417640			
Account Code	LINE ITEM RESOURCES	ACTUAL FY 17-18	ACTUAL FY 18-19	ADOPTED FY 19-20	PROPOSED FY 20-21
66220	Improvements Other Than Building	(836)	(9,867)	0	0
	SUBTOTAL CAPITAL	(836)	(9,867)	0	0
	TOTAL	(836)	(9,867)	0	0

**NATL RECREATION TRAILS FND ACT
DEPARTMENT RESOURCE SUMMARY**

PARKS, REC. & COMMUNITY SERVICES

ACTIVITIES		ACTUAL FY 17-18	ACTUAL FY 18-19	ADOPTED FY 19-20	PROPOSED FY 20-21
REVENUES					
58000	Earning On Investments	214	282	0	0
	TOTAL REVENUES	214	282	0	0

NATL RECREATION TRAILS FND ACT

PARKS, REC. & COMMUNITY SERVICES		ACCOUNTING UNIT			
NATL RECREATION TRAILS FND ACT		17213002			
Account Code	LINE ITEM RESOURCES	ACTUAL FY 17-18	ACTUAL FY 18-19	ADOPTED FY 19-20	PROPOSED FY 20-21
58000	Earning On Investments	214	282	0	0
	SUBTOTAL REVENUES	214	282	0	0
	TOTAL	214	282	0	0

**LOCAL DRAINAGE AREAS
DEPARTMENT RESOURCE SUMMARY**

PUBLIC WORKS

ACTIVITIES	ACTUAL FY 17-18	ACTUAL FY 18-19	ADOPTED FY 19-20	PROPOSED FY 20-21
REVENUES				
50500 Drainage Fee	134,910	252,000	0	0
58000 Earning On Investments	48,201	57,836	0	0
TOTAL REVENUES	183,111	309,836	0	0
EXPENDITURES				
20717660 PUB WKS - STORM DRAIN CONST	111,190	36,414	0	0
22117660 PUB WKS-STORM DRAIN CONST	6,533	0	0	0
22217660 PUB WKS-STORM DRAIN CONST	334,994	425,512	388,000	0
22317660 PUB WKS-STORM DRAIN CONST	37,704	0	100,000	0
22417660 PUB WKS-STORM DRAIN CONST	0	0	250,000	181,500
TOTAL EXPENDITURES	490,420	461,925	738,000	181,500
OPERATING EXPENSES	ACTUAL FY 17-18	ACTUAL FY 18-19	ADOPTED FY 19-20	PROPOSED FY 20-21
62000 CONTRACTUALS	6,533	0	0	0
66000 CAPITAL	483,887	461,925	738,000	181,500
TOTAL	490,420	461,925	738,000	181,500

LOCAL DRAINAGE AREA FUND EXPENDITURE SUMMARY
FUNDS 201-224 LOCAL DRAINAGE AREA

Account Code	LINE ITEM RESOURCES	ACTUAL FY 17-18	ACTUAL FY 18-19	ADOPTED FY 19-20	PROPOSED FY 20-21
66220	Improvements Other Than Building	490,420	461,925	738,000	181,500
	SUBTOTAL CAPITAL	490,420	461,925	738,000	181,500
	TOTAL	490,420	461,925	738,000	181,500

LOCAL DRAINAGE AREA NO 7

PUBLIC WORKS		ACCOUNTING UNIT			
PUB WKS - STORM DRAIN CONST		20717660			
Account Code	LINE ITEM RESOURCES	ACTUAL FY 17-18	ACTUAL FY 18-19	ADOPTED FY 19-20	PROPOSED FY 20-21
66220	Improvements Other Than Building	111,190	36,414	0	0
	SUBTOTAL CAPITAL	111,190	36,414	0	0
	TOTAL	111,190	36,414	0	0

LOCAL DRAINAGE AREA I

PUBLIC WORKS		ACCOUNTING UNIT			
PUB WKS-STORM DRAIN CONST		22117660			
Account Code	LINE ITEM RESOURCES	ACTUAL FY 17-18	ACTUAL FY 18-19	ADOPTED FY 19-20	PROPOSED FY 20-21
62300	Contract Services-Professional	6,533	0	0	0
	SUBTOTAL CONTRACTUALS	6,533	0	0	0
	TOTAL	6,533	0	0	0

LOCAL DRAINAGE AREA II

PUBLIC WORKS		ACCOUNTING UNIT			
PUB WKS-STORM DRAIN CONST		22217660			
Account Code	LINE ITEM RESOURCES	ACTUAL FY 17-18	ACTUAL FY 18-19	ADOPTED FY 19-20	PROPOSED FY 20-21
66220	Improvements Other Than Building	334,994	425,512	388,000	0
	SUBTOTAL CAPITAL	334,994	425,512	388,000	0
	TOTAL	334,994	425,512	388,000	0

LOCAL DRAINAGE AREA III

PUBLIC WORKS		ACCOUNTING UNIT			
PUB WKS-STORM DRAIN CONST		22317660			
Account Code	LINE ITEM RESOURCES	ACTUAL FY 17-18	ACTUAL FY 18-19	ADOPTED FY 19-20	PROPOSED FY 20-21
66220	Improvements Other Than Building	37,704	0	100,000	0
	SUBTOTAL CAPITAL	37,704	0	100,000	0
	TOTAL	37,704	0	100,000	0

LOCAL DRAINAGE AREA IV

PUBLIC WORKS		ACCOUNTING UNIT			
PUB WKS-STORM DRAIN CONST		22417660			
Account Code	LINE ITEM RESOURCES	ACTUAL FY 17-18	ACTUAL FY 18-19	ADOPTED FY 19-20	PROPOSED FY 20-21
66220	Improvements Other Than Building	0	0	250,000	181,500
	SUBTOTAL CAPITAL	0	0	250,000	181,500
	TOTAL	0	0	250,000	181,500

**REC/COMM SVS
DEPARTMENT RESOURCE SUMMARY**

PARKS, REC. & COMMUNITY SERVICES

ACTIVITIES	ACTUAL FY 17-18	ACTUAL FY 18-19	ADOPTED FY 19-20	PROPOSED FY 20-21
REVENUES				
57304 Rancho Santiago Reimbursement/	38,860	92,671	0	0
58000 Earning On Investments	35	18	0	0
TOTAL REVENUES	38,895	92,689	0	0
EXPENDITURES				
30113260 REC/COMM SVS ACQ & DEV	38,860	87,123	196,190	0
TOTAL EXPENDITURES	38,860	87,123	196,190	0
OPERATING EXPENSES	ACTUAL FY 17-18	ACTUAL FY 18-19	ADOPTED FY 19-20	PROPOSED FY 20-21
62000 CONTRACTUALS	38,860	87,123	196,190	0
TOTAL	38,860	87,123	196,190	0

REC/COMM SVS

PARKS, REC. & COMMUNITY SERVICES		ACCOUNTING UNIT			
REC/COMM SVS ACQ & DEV		30113002			
Account Code	LINE ITEM RESOURCES	ACTUAL FY 17-18	ACTUAL FY 18-19	ADOPTED FY 19-20	PROPOSED FY 20-21
57304	Rancho Santiago Reimbursement/	38,860	92,671	0	0
58000	Earning On Investments	35	18	0	0
	SUBTOTAL REVENUES	38,895	92,689	0	0
	TOTAL	38,895	92,689	0	0

REC/COMM SVS

PARKS, REC. & COMMUNITY SERVICES		ACCOUNTING UNIT			
REC/COMM SVS ACQ & DEV		30113260			
Account Code	LINE ITEM RESOURCES	ACTUAL FY 17-18	ACTUAL FY 18-19	ADOPTED FY 19-20	PROPOSED FY 20-21
62300	Contract Services-Professional	38,860	87,123	196,190	0
	SUBTOTAL CONTRACTUALS	38,860	87,123	196,190	0
	TOTAL	38,860	87,123	196,190	0

**RESIDENTIAL DEVELOP DISTRICT 1
DEPARTMENT RESOURCE SUMMARY**

PARKS, REC. & COMMUNITY SERVICES

ACTIVITIES		ACTUAL FY 17-18	ACTUAL FY 18-19	ADOPTED FY 19-20	PROPOSED FY 20-21
REVENUES					
53300	District Park A & D Fees	0	433,683	0	0
57991	Miscellaneous Receipts	213,352	0	0	0
58000	Earning On Investments	35,615	49,377	28,300	0
	TOTAL REVENUES	248,967	483,060	28,300	0
EXPENDITURES					
31113260	RESIDENTIAL DEVELOP DISTRICT 1	8,264	164,466	2,684,630	0
	TOTAL EXPENDITURES	8,264	164,466	2,684,630	0
OPERATING EXPENSES		ACTUAL FY 17-18	ACTUAL FY 18-19	ADOPTED FY 19-20	PROPOSED FY 20-21
62000	CONTRACTUALS	0	0	339,780	0
66000	CAPITAL	8,264	164,466	2,344,850	0
	TOTAL	8,264	164,466	2,684,630	0

RESIDENTIAL DEVELOP DISTRICT 1

PARKS, REC. & COMMUNITY SERVICES		ACCOUNTING UNIT			
MISCELLENOUS REVENUE		31113002			
Account Code	LINE ITEM RESOURCES	ACTUAL FY 17-18	ACTUAL FY 18-19	ADOPTED FY 19-20	PROPOSED FY 20-21
53300	District Park A & D Fees	0	433,683	0	0
57991	Miscellaneous Receipts	213,352	0	0	0
58000	Earning On Investments	35,615	49,377	28,300	0
	SUBTOTAL REVENUES	248,967	483,060	28,300	0
	TOTAL	248,967	483,060	28,300	0

RESIDENTIAL DEVELOP DISTRICT 1

PARKS, REC. & COMMUNITY SERVICES		ACCOUNTING UNIT			
RESIDENTIAL DEVELOP DISTRICT 1		31113260			
Account Code	LINE ITEM RESOURCES	ACTUAL FY 17-18	ACTUAL FY 18-19	ADOPTED FY 19-20	PROPOSED FY 20-21
62320	Maintenance & Repair Buildings	0	0	339,780	0
	SUBTOTAL CONTRACTUALS	0	0	339,780	0
66220	Improvements Other Than Building	8,264	164,466	2,344,850	0
	SUBTOTAL CAPITAL	8,264	164,466	2,344,850	0
	TOTAL	8,264	164,466	2,684,630	0

**RESIDENTIAL DEVELOP DISTRICT 2
DEPARTMENT RESOURCE SUMMARY**

PARKS, REC. & COMMUNITY SERVICES

ACTIVITIES		ACTUAL FY 17-18	ACTUAL FY 18-19	ADOPTED FY 19-20	PROPOSED FY 20-21
REVENUES					
53300	District Park A & D Fees	0	270,284	0	0
57000	Expense Reimbursement	10,106	0	0	0
57991	Miscellaneous Receipts	260,079	0	0	0
58000	Earning On Investments	53,666	64,153	43,000	65,000
	TOTAL REVENUES	323,852	334,437	43,000	65,000
EXPENDITURES					
31213260	A & D	111,701	755,859	2,365,700	550,000
31213261	A & D IN LIEU	114,629	123,260	701,100	0
	TOTAL EXPENDITURES	226,330	879,118	3,066,800	550,000
OPERATING EXPENSES		ACTUAL FY 17-18	ACTUAL FY 18-19	ADOPTED FY 19-20	PROPOSED FY 20-21
62000	CONTRACTUALS	0	0	276,170	0
63000	COMMODITIES	0	0	20,000	0
66000	CAPITAL	226,330	489,786	2,770,630	550,000
69000	MISCELLANEOUS	0	389,332	0	0
	TOTAL	226,330	879,118	3,066,800	550,000

RESIDENTIAL DEVELOP DISTRICT 2

PARKS, REC. & COMMUNITY SERVICES		ACCOUNTING UNIT			
A & D		31213002			
Account Code	LINE ITEM RESOURCES	ACTUAL FY 17-18	ACTUAL FY 18-19	ADOPTED FY 19-20	PROPOSED FY 20-21
53300	District Park A & D Fees	0	270,284	0	0
57000	Expense Reimbursement	10,106	0	0	0
57991	Miscellaneous Receipts	260,079	0	0	0
58000	Earning On Investments	53,666	64,153	43,000	65,000
	SUBTOTAL REVENUES	323,852	334,437	43,000	65,000
	TOTAL	323,852	334,437	43,000	65,000

RESIDENTIAL DEVELOP DISTRICT 2

PARKS, REC. & COMMUNITY SERVICES		ACCOUNTING UNIT			
A & D		31213260			
Account Code	LINE ITEM RESOURCES	ACTUAL FY 17-18	ACTUAL FY 18-19	ADOPTED FY 19-20	PROPOSED FY 20-21
62320	Maintenance & Repair Buildings	0	0	230,520	0
	SUBTOTAL CONTRACTUALS	0	0	230,520	0
63200	Operating Materials & Supplies	0	0	20,000	0
	SUBTOTAL COMMODITIES	0	0	20,000	0
66220	Improvements Other Than Building	111,701	366,526	2,115,180	550,000
	SUBTOTAL CAPITAL	111,701	366,526	2,115,180	550,000
69135	Payment to Subagent	0	389,332	0	0
	SUBTOTAL MISCELLANEOUS	0	389,332	0	0
	TOTAL	111,701	755,859	2,365,700	550,000

RESIDENTIAL DEVELOP DISTRICT 2

PARKS, REC. & COMMUNITY SERVICES		ACCOUNTING UNIT			
A & D IN LIEU		31213261			
Account Code	LINE ITEM RESOURCES	ACTUAL FY 17-18	ACTUAL FY 18-19	ADOPTED FY 19-20	PROPOSED FY 20-21
62320	Maintenance & Repair Buildings	0	0	45,650	0
	SUBTOTAL CONTRACTUALS	0	0	45,650	0
66220	Improvements Other Than Building	114,629	123,260	655,450	0
	SUBTOTAL CAPITAL	114,629	123,260	655,450	0
	TOTAL	114,629	123,260	701,100	0

**RESIDENTIAL DEVELOP DISTRICT 3
DEPARTMENT RESOURCE SUMMARY**

PARKS, REC. & COMMUNITY SERVICES

ACTIVITIES		ACTUAL FY 17-18	ACTUAL FY 18-19	ADOPTED FY 19-20	PROPOSED FY 20-21
REVENUES					
53300	District Park A & D Fees	0	4,796,802	0	0
57991	Miscellaneous Receipts	1,542,814	0	0	0
58000	Earning On Investments	37,501	109,742	23,700	110,000
	TOTAL REVENUES	1,580,315	4,906,544	23,700	110,000
EXPENDITURES					
31313260	A & D	321,207	539,207	176,770	2,800,000
31313261	A & D IN LIEU	85,586	158,950	1,200,230	0
	TOTAL EXPENDITURES	406,792	698,157	1,377,000	2,800,000
OPERATING EXPENSES		ACTUAL FY 17-18	ACTUAL FY 18-19	ADOPTED FY 19-20	PROPOSED FY 20-21
62000	CONTRACTUALS	0	0	118,680	0
65000	FIXED CHARGES	572	31,930	0	0
66000	CAPITAL	174,668	500,199	1,258,320	2,800,000
69000	MISCELLANEOUS	231,552	166,028	0	0
	TOTAL	406,792	698,157	1,377,000	2,800,000

RESIDENTIAL DEVELOP DISTRICT 3

PARKS, REC. & COMMUNITY SERVICES		ACCOUNTING UNIT			
A & D		31313002			
Account Code	LINE ITEM RESOURCES	ACTUAL FY 17-18	ACTUAL FY 18-19	ADOPTED FY 19-20	PROPOSED FY 20-21
53300	District Park A & D Fees	0	4,796,802	0	0
57991	Miscellaneous Receipts	1,542,814	0	0	0
58000	Earning On Investments	37,501	109,742	23,700	110,000
	SUBTOTAL REVENUES	1,580,315	4,906,544	23,700	110,000
	TOTAL	1,580,315	4,906,544	23,700	110,000

RESIDENTIAL DEVELOP DISTRICT 3

PARKS, REC. & COMMUNITY SERVICES		ACCOUNTING UNIT			
A & D		31313260			
Account Code	LINE ITEM RESOURCES	ACTUAL FY 17-18	ACTUAL FY 18-19	ADOPTED FY 19-20	PROPOSED FY 20-21
62320	Maintenance & Repair Buildings	0	0	26,410	0
	SUBTOTAL CONTRACTUALS	0	0	26,410	0
65205	Internal Departments Personnel	572	25,282	0	0
	SUBTOTAL FIXED CHARGES	572	25,282	0	0
66220	Improvements Other Than Building	89,082	347,898	150,360	2,800,000
	SUBTOTAL CAPITAL	89,082	347,898	150,360	2,800,000
69135	Payment to Subagent	231,552	166,028	0	0
	SUBTOTAL MISCELLANEOUS	231,552	166,028	0	0
	TOTAL	321,207	539,207	176,770	2,800,000

RESIDENTIAL DEVELOP DISTRICT 3

PARKS, REC. & COMMUNITY SERVICES		ACCOUNTING UNIT			
A & D IN LIEU		31313261			
Account Code	LINE ITEM RESOURCES	ACTUAL FY 17-18	ACTUAL FY 18-19	ADOPTED FY 19-20	PROPOSED FY 20-21
62320	Maintenance & Repair Buildings	0	0	92,270	0
	SUBTOTAL CONTRACTUALS	0	0	92,270	0
65205	Internal Departments Personnel	0	6,648	0	0
	SUBTOTAL FIXED CHARGES	0	6,648	0	0
66220	Improvements Other Than Building	85,586	152,302	1,107,960	0
	SUBTOTAL CAPITAL	85,586	152,302	1,107,960	0
	TOTAL	85,586	158,950	1,200,230	0

**RESIDENTIAL DEVELOP DISTRICT 4
DEPARTMENT RESOURCE SUMMARY**

PARKS, REC. & COMMUNITY SERVICES

ACTIVITIES		ACTUAL FY 17-18	ACTUAL FY 18-19	ADOPTED FY 19-20	PROPOSED FY 20-21
REVENUES					
53300	District Park A & D Fees	0	486,576	0	0
57000	Expense Reimbursement	561	0	0	0
57991	Miscellaneous Receipts	64,061	0	0	0
58000	Earning On Investments	12,408	19,728	10,000	0
	TOTAL REVENUES	77,029	506,304	10,000	0
EXPENDITURES					
31413260	A & D	116,242	149,403	795,660	0
	TOTAL EXPENDITURES	116,242	149,403	795,660	0
OPERATING EXPENSES		ACTUAL FY 17-18	ACTUAL FY 18-19	ADOPTED FY 19-20	PROPOSED FY 20-21
62000	CONTRACTUALS	0	0	100,000	0
65000	FIXED CHARGES	1,631	3,098	0	0
66000	CAPITAL	114,611	146,304	695,660	0
	TOTAL	116,242	149,403	795,660	0

RESIDENTIAL DEVELOP DISTRICT 4

PARKS, REC. & COMMUNITY SERVICES		ACCOUNTING UNIT			
A & D		31413002			
Account Code	LINE ITEM RESOURCES	ACTUAL FY 17-18	ACTUAL FY 18-19	ADOPTED FY 19-20	PROPOSED FY 20-21
53300	District Park A & D Fees	0	486,576	0	0
57000	Expense Reimbursement	561	0	0	0
57991	Miscellaneous Receipts	64,061	0	0	0
58000	Earning On Investments	12,408	19,728	10,000	0
	SUBTOTAL REVENUES	77,029	506,304	10,000	0
	TOTAL	77,029	506,304	10,000	0

RESIDENTIAL DEVELOP DISTRICT 4

PARKS, REC. & COMMUNITY SERVICES		ACCOUNTING UNIT			
A & D		31413260			
Account Code	LINE ITEM RESOURCES	ACTUAL FY 17-18	ACTUAL FY 18-19	ADOPTED FY 19-20	PROPOSED FY 20-21
62320	Maintenance & Repair Buildings	0	0	100,000	0
	SUBTOTAL CONTRACTUALS	0	0	100,000	0
65205	Internal Departments Personnel	1,631	3,098	0	0
	SUBTOTAL FIXED CHARGES	1,631	3,098	0	0
66220	Improvements Other Than Building	114,611	146,304	695,660	0
	SUBTOTAL CAPITAL	114,611	146,304	695,660	0
	TOTAL	116,242	149,403	795,660	0

**POLICE LEASE REVENUE BONDS
DEPARTMENT RESOURCE SUMMARY**

DEBT SERVICE

ACTIVITIES		ACTUAL FY 17-18	ACTUAL FY 18-19	ADOPTED FY 19-20	PROPOSED FY 20-21
REVENUES					
58000	Earning On Investments	23,057	7,403	0	0
58005	Investment Income-Trustee	1,084	4,037	0	0
59000-011	Transfer From Fund 011	4,622,660	4,622,660	4,621,750	4,623,300
	TOTAL REVENUES	4,646,800	4,634,100	4,621,750	4,623,300
EXPENDITURES					
40019020	POLICE BUILDING DEBT SERVICE	4,619,117	4,620,323	4,621,750	4,623,300
	TOTAL EXPENDITURES	4,619,117	4,620,323	4,621,750	4,623,300
OPERATING EXPENSES		ACTUAL FY 17-18	ACTUAL FY 18-19	ADOPTED FY 19-20	PROPOSED FY 20-21
62000	CONTRACTUALS	6,460	8,760	8,000	10,000
67000	DEBT SERVICE	4,612,656	4,611,563	4,613,750	4,613,300
	TOTAL	4,619,117	4,620,323	4,621,750	4,623,300

POLICE LEASE REVENUE BONDS

DEBT SERVICE		ACCOUNTING UNIT			
POLICE BUILDING DEBT SERVICE		40019002			
Account Code	LINE ITEM RESOURCES	ACTUAL FY 17-18	ACTUAL FY 18-19	ADOPTED FY 19-20	PROPOSED FY 20-21
58000	Earning On Investments	23,057	7,403	0	0
58005	Investment Income-Trustee	1,084	4,037	0	0
59000	Transfer From Fund 011	4,622,660	4,622,660	4,621,750	4,623,300
	SUBTOTAL REVENUES	4,646,800	4,634,100	4,621,750	4,623,300
	TOTAL	4,646,800	4,634,100	4,621,750	4,623,300

POLICE LEASE REVENUE BONDS

DEBT SERVICE		ACCOUNTING UNIT			
POLICE BUILDING DEBT SERVICE		40019020			
Account Code	LINE ITEM RESOURCES	ACTUAL FY 17-18	ACTUAL FY 18-19	ADOPTED FY 19-20	PROPOSED FY 20-21
62300	Contract Services-Professional	6,460	8,760	8,000	10,000
	SUBTOTAL CONTRACTUALS	6,460	8,760	8,000	10,000
67300	Bond Principal	3,017,500	3,205,000	3,407,500	3,620,000
67310	Bond Interest	1,595,156	1,406,563	1,206,250	993,300
	SUBTOTAL DEBT SERVICE	4,612,656	4,611,563	4,613,750	4,613,300
	TOTAL	4,619,117	4,620,323	4,621,750	4,623,300

**COSA 2014 LEASE FINANCING
DEPARTMENT RESOURCE SUMMARY**

DEBT SERVICE

ACTIVITIES	ACTUAL FY 17-18	ACTUAL FY 18-19	ADOPTED FY 19-20	PROPOSED FY 20-21
REVENUES				
59000-011 Transfer From Fund 011	4,956,475	4,950,743	4,956,590	4,960,160
59000-086 Transfer From Fund 086	115,570	114,950	115,000	115,670
59000-101 Transfer From Fund 101	96,435	95,920	95,960	96,520
TOTAL REVENUES	5,168,480	5,161,613	5,167,550	5,172,350
EXPENDITURES				
40419020 2014 LEASE FINANCING	5,157,478	5,151,748	5,167,550	5,172,350
TOTAL EXPENDITURES	5,157,478	5,151,748	5,167,550	5,172,350
OPERATING EXPENSES	ACTUAL FY 17-18	ACTUAL FY 18-19	ADOPTED FY 19-20	PROPOSED FY 20-21
62000 CONTRACTUALS	0	0	11,000	11,000
67000 DEBT SERVICE	5,157,478	5,151,748	5,156,550	5,161,350
TOTAL	5,157,478	5,151,748	5,167,550	5,172,350

COSA 2014 LEASE FINANCING

DEBT SERVICE		ACCOUNTING UNIT			
2014 LEASE FINANCING		40419002			
Account Code	LINE ITEM RESOURCES	ACTUAL FY 17-18	ACTUAL FY 18-19	ADOPTED FY 19-20	PROPOSED FY 20-21
59000	Transfer From Fund 011	4,956,475	4,950,743	4,956,590	4,960,160
59000	Transfer From Fund 086	115,570	114,950	115,000	115,670
59000	Transfer From Fund 101	96,435	95,920	95,960	96,520
	SUBTOTAL REVENUES	5,168,480	5,161,613	5,167,550	5,172,350
	TOTAL	5,168,480	5,161,613	5,167,550	5,172,350

COSA 2014 LEASE FINANCING

DEBT SERVICE		ACCOUNTING UNIT			
2014 LEASE FINANCING		40419020			
Account Code	LINE ITEM RESOURCES	ACTUAL FY 17-18	ACTUAL FY 18-19	ADOPTED FY 19-20	PROPOSED FY 20-21
62300	Contract Services-Professional	0	0	11,000	11,000
	SUBTOTAL CONTRACTUALS	0	0	11,000	11,000
67300	Bond Principal	4,015,000	4,145,000	4,290,000	4,440,000
67310	Bond Interest	1,142,478	1,006,748	866,550	721,350
	SUBTOTAL DEBT SERVICE	5,157,478	5,151,748	5,156,550	5,161,350
	TOTAL	5,157,478	5,151,748	5,167,550	5,172,350

**CDA - PEEBLER CAPITAL FUND
DEPARTMENT RESOURCE SUMMARY**

COMMUNITY DEVELOPMENT

ACTIVITIES		ACTUAL FY 17-18	ACTUAL FY 18-19	ADOPTED FY 19-20	PROPOSED FY 20-21
REVENUES					
58000	Earning On Investments	13,312	43,557	0	0
	TOTAL REVENUES	13,312	43,557	0	0
EXPENDITURES					
41818830	PEEBLER FUND CAPITAL PROJECTS	223,455	333,648	4,692,600	3,748,100
41818831	SOUTH MAIN REDEVELOPMENT PROJ	492,657	(1,871)	2,024,800	2,024,780
41818832	AFFORDABLE HOUSING AHSC PRGM	0	5,973	1,285,100	1,197,110
	TOTAL EXPENDITURES	716,112	337,750	8,002,500	6,969,990
OPERATING EXPENSES		ACTUAL FY 17-18	ACTUAL FY 18-19	ADOPTED FY 19-20	PROPOSED FY 20-21
66000	CAPITAL	716,112	337,750	8,002,500	6,969,990
	TOTAL	716,112	337,750	8,002,500	6,969,990

CDA - PEEBLER CAPITAL FUND

COMMUNITY DEVELOPMENT		ACCOUNTING UNIT			
CDA CAPITAL PROJECTS REVENUE		41818002			
Account Code	LINE ITEM RESOURCES	ACTUAL FY 17-18	ACTUAL FY 18-19	ADOPTED FY 19-20	PROPOSED FY 20-21
58000	Earning On Investments	13,312	43,557	0	0
	SUBTOTAL REVENUES	13,312	43,557	0	0
	TOTAL	13,312	43,557	0	0

CDA - PEEBLER CAPITAL FUND

COMMUNITY DEVELOPMENT		ACCOUNTING UNIT			
PEEBLER FUND CAPITAL PROJECTS		41818830			
Account Code	LINE ITEM RESOURCES	ACTUAL FY 17-18	ACTUAL FY 18-19	ADOPTED FY 19-20	PROPOSED FY 20-21
66220	Improvements Other Than Building	223,455	333,648	4,692,600	3,748,100
	SUBTOTAL CAPITAL	223,455	333,648	4,692,600	3,748,100
	TOTAL	223,455	333,648	4,692,600	3,748,100

CDA - PEEBLER CAPITAL FUND

COMMUNITY DEVELOPMENT		ACCOUNTING UNIT			
SOUTH MAIN REDEVELOPMENT PROJ		41818831			
Account Code	LINE ITEM RESOURCES	ACTUAL FY 17-18	ACTUAL FY 18-19	ADOPTED FY 19-20	PROPOSED FY 20-21
66220	Improvements Other Than Building	492,657	(1,871)	2,024,800	2,024,780
	SUBTOTAL CAPITAL	492,657	(1,871)	2,024,800	2,024,780
	TOTAL	492,657	(1,871)	2,024,800	2,024,780

CDA - PEEBLER CAPITAL FUND

COMMUNITY DEVELOPMENT		ACCOUNTING UNIT			
AFFORDABLE HOUSING AHSC PRGM		41818832			
Account Code	LINE ITEM RESOURCES	ACTUAL FY 17-18	ACTUAL FY 18-19	ADOPTED FY 19-20	PROPOSED FY 20-21
66220	Improvements Other Than Building	0	5,973	1,285,100	1,197,110
	SUBTOTAL CAPITAL	0	5,973	1,285,100	1,197,110
	TOTAL	0	5,973	1,285,100	1,197,110

Seven-Year Capital Improvement Program



CITY OF SANTA ANA
SEVEN-YEAR CAPITAL IMPROVEMENT PROGRAM (CIP)
FY 2020-2021 - FY 2026-2027

FY 2020 - 2021 CIP Summary

Project By Category	General Fund	Gas Tax Fund	Measure M2	Water Capital	Sewer	Area Fees	A & D Funds	CDBG	Road Maintenance & Rehab	Active Transportation Program SB-1 Augmentation	Other	Total
Street Improvements:												
Pavement Management			\$ 250,000									\$ 250,000
Project Development			\$ 150,000									\$ 150,000
Right-of-Way Management			\$ 150,000									\$ 150,000
Omnibus Concrete		\$ 50,000										\$ 50,000
Local Street Preventative Maintenance			\$ 2,290,419									\$ 2,290,419
Bridge Preventative Maintenance Program (BPMP)		\$ 32,000										\$ 32,000
Bristol Street Improvements and Widening: Phase 3A - Civic Center to Washington			\$ 3,273,573			\$ 130,000					\$ 159,879	\$ 3,563,452
Bristol Street Improvements and Widening: Phase 4 - Warner to Saint Andrew			\$ 7,501,206								\$ 426,618	\$ 7,927,824
Bristol Street Improvements and Widening: Phase 4 - Warner to Saint Andrew											\$ 181,497	\$ 181,497
Warner Avenue Improvements: Phase 1 - Main to Oak (Area E)						\$ 101,930						\$ 101,930
17th Street Rehabilitation: Bristol to Flower									\$ 1,050,000			\$ 1,050,000
17th Street Rehabilitation: Fairview to Bristol									\$ 790,000			\$ 790,000
Alton Avenue Rehabilitation: Main to Standard									\$ 770,000			\$ 770,000
Fairview Avenue Rehabilitation: City to Segerstrom									\$ 2,188,389			\$ 2,188,389
Flower Street Rehabilitation: McFadden to 1st									\$ 700,000			\$ 700,000
MacArthur Boulevard Rehabilitation: Fairview to Raitt									\$ 880,000			\$ 880,000
SR-55 Widening Project											\$ 90,000	\$ 90,000
Street Improvements Subtotal:	\$ -	\$ 82,000	\$ 13,615,198	\$ -	\$ -	\$ 231,930	\$ -	\$ -	\$ 6,378,389	\$ -	\$ 857,994	\$ 21,165,511
Traffic Improvements												
Bike Lane Project Development			\$ 80,000									\$ 80,000
Traffic Management Plans			\$ 50,000									\$ 50,000
Traffic Safety Project Development			\$ 50,000									\$ 50,000
Tustin Avenue Corridor Traffic Signal Synchronization			\$ 100,000									\$ 100,000
Traffic Signal Equipment Replacement			\$ 100,000									\$ 100,000
Segerstrom Avenue/Dyer Road Corridor Traffic Signal Synchronization			\$ 275,000									\$ 275,000
Standard Avenue Protected Bike Lanes: 3rd to Warner										\$ 5,444,000		\$ 5,444,000
Warner Avenue Protected Bike Lanes (Oak to Grand) [Area E]						\$ 17,820						\$ 17,820
McFadden Avenue Protected Bike Lane and Bicycle Boulevard Project: Harbor to Grand										\$ 5,875,000		\$ 5,875,000
Kennedy Elementary and Villa Fundamental Intermediate SRTS										\$ 1,291,000		\$ 1,291,000
Traffic Improvements Subtotal:	\$ -	\$ -	\$ 655,000	\$ -	\$ -	\$ 17,820	\$ -	\$ -	\$ -	\$ 12,610,000	\$ -	\$ 13,282,820
Utility/Drainage/Lighting Improvements												
Flower Street Sewer Main Improvements					\$ 1,000,000							\$ 1,000,000
Washington Square Sewer Main Improvements					\$ 1,500,000							\$ 1,500,000
Bristol Street Sewer Main Improvements Phase 3A - Civic Center to Washington					\$ 500,000							\$ 500,000
Willard Neighborhood Sewer Main Improvements					\$ 300,000							\$ 300,000
Wright Street Sewer Main Improvements					\$ 3,000,000							\$ 3,000,000
Baker-Glenwood Sewer Main Upgrade					\$ 50,000							\$ 50,000
Rene-Drive Sewer Main Upgrade					\$ 85,000							\$ 85,000
Santa Ana Memorial Park Neighborhood Sewer Main Improvements					\$ 100,000							\$ 100,000
Bristol/Warner Neighborhood Sewer Main Improvements					\$ 100,000							\$ 100,000
Fairhaven Neighborhood Sewer Main Improvements					\$ 100,000							\$ 100,000
Casa Bonita Neighborhood Sewer Main Improvements					\$ 180,000							\$ 180,000
South Main Street Sewer Main Improvements					\$ 2,500,000							\$ 2,500,000
Warner Avenue Widening Water Main Improvements - Main to Oak				\$ 1,000,000								\$ 1,000,000
Bristol Street Water Main Improvements Phase 3A - Civic Center to Washington				\$ 750,000								\$ 750,000
Bristol Street Water Main Improvements Phase 4 - Warner to Saint Andrew				\$ 1,000,000								\$ 1,000,000
Warner Avenue Water Main Improvements - Bristol to Main				\$ 150,000								\$ 150,000
Fisher Park Neighborhood Water Improvements				\$ 2,300,000								\$ 2,300,000
Saint Gertrude and Grand Avenue Water Main Replacement				\$ 1,500,000								\$ 1,500,000
SR-55 Widening - Water Main Relocation				\$ 2,000,000								\$ 2,000,000
Santa Ana Blvd Crossings Water Main Improvements				\$ 750,000								\$ 750,000
SR-55 Widening - Ritchey Street Water Main Relocation				\$ 1,500,000								\$ 1,500,000
SR-55 Widening - SA-7 Relocation				\$ 3,100,000								\$ 3,100,000
Well No. 29 - Improvements				\$ 4,500,000								\$ 4,500,000
Well No. 32 - Rehabilitation				\$ 6,000,000								\$ 6,000,000
SA-2 Vault Improvements				\$ 550,000								\$ 550,000
Washington Well Site Improvements				\$ 300,000								\$ 300,000
East & West Reservoirs Chlorine Buildings				\$ 1,000,000								\$ 1,000,000
East Station Security Fencing Improvements				\$ 750,000								\$ 750,000
Warner Avenue Storm Drain Improvements: Phase 1 - Main to Oak			\$ 800,000									\$ 800,000
Utility/Drainage/Lighting Improvements Subtotal:	\$ -	\$ -	\$ 800,000	\$ 27,150,000	\$ 9,415,000	\$ -	\$ -	\$ -	\$ -	\$ -	\$ -	\$ 37,365,000

**CITY OF SANTA ANA
SEVEN-YEAR CAPITAL IMPROVEMENT PROGRAM (CIP)
FY 2020-2021 - FY 2026-2027**

FY 2020 - 2021 CIP Summary

Project By Category	General Fund	Gas Tax Fund	Measure M2	Water Capital	Sewer	Area Fees	A & D Funds	CDBG	Road Maintenance & Rehab	Active Transportation Program SB-1 Augmentation	Other	Total
City Facility Improvements												
Cabrillo Irrigation Renovation (District 2)							\$ 300,000					\$ 300,000
Pacific Electric Bike Trail Lighting Phase II (District 3)							\$ 500,000					\$ 500,000
Sandpointe Park Security Lighting (District 3)							\$ 300,000					\$ 300,000
Santa Ana Zoo Giant River Otter Habitat (District 3)							\$ 2,000,000					\$ 2,000,000
Morrison Park Security Lighting (District 2)							\$ 250,000					\$ 250,000
City Facility Improvements Subtotal:	\$ -	\$ -	\$ -	\$ -	\$ -	\$ -	\$ 3,350,000	\$ -	\$ -	\$ -	\$ -	\$ 3,350,000
Total FY 2020-2021 CIP	\$ -	\$ 82,000	\$ 15,070,198	\$ 27,150,000	\$ 9,415,000	\$ 249,750	\$ 3,350,000	\$ -	\$ 6,378,389	\$ 12,610,000	\$ 857,994	\$ 75,163,331

CITY OF SANTA ANA
SEVEN-YEAR CAPITAL IMPROVEMENT PROGRAM (CIP)
FY 2020-2021 - FY 2026-2027

FY 2021 - 2022 CIP Summary

Project By Category	Gas Tax Fund	Measure M2	CMAQ	Total
Street Improvements:				
Pavement Management		\$ 250,000		\$ 250,000
Project Development		\$ 150,000		\$ 150,000
Right-of-Way Management		\$ 150,000		\$ 150,000
Omnibus Concrete	\$ 50,000			\$ 50,000
Local Street Preventative Maintenance		\$ 3,000,000		\$ 3,000,000
Street Improvements Subtotal:	\$ 50,000	\$ 3,550,000	\$ -	\$ 3,600,000
Traffic Improvements				
Bike Lane Project Development		\$ 80,000		\$ 80,000
Traffic Management Plans		\$ 50,000		\$ 50,000
Traffic Safety Project Development		\$ 50,000		\$ 50,000
Traffic Signal Equipment Replacement		\$ 100,000		\$ 100,000
Warner Avenue Protected Bike Lanes (Oak to Grand)		\$ 313,259	\$ 1,022,116	\$ 1,335,375
Traffic Improvements Subtotal:	\$ -	\$ 593,259	\$ 1,022,116	\$ 1,615,375
Total FY 2021-2022 CIP	\$ 50,000	\$ 4,143,259	\$ 1,022,116	\$ 5,215,375

CITY OF SANTA ANA

SEVEN-YEAR CAPITAL IMPROVEMENT PROGRAM (CIP)

FY 2020-2021 - FY 2026-2027

FY 2022 - 2023 CIP Summary

Project By Category	Gas Tax Fund	Measure M2	Total
Street Improvements:			
Pavement Management		\$ 250,000	\$ 250,000
Project Development		\$ 150,000	\$ 150,000
Right-of-Way Management		\$ 150,000	\$ 150,000
Omnibus Concrete	\$ 50,000		\$ 50,000
Local Street Preventative Maintenance		\$ 3,000,000	\$ 3,000,000
Street Improvements Subtotal:	\$ 50,000	\$ 3,550,000	\$ 3,600,000
Traffic Improvements			
Bike Lane Project Development		\$ 80,000	\$ 80,000
Traffic Management Plans		\$ 50,000	\$ 50,000
Traffic Safety Project Development		\$ 50,000	\$ 50,000
Traffic Signal Equipment Replacement		\$ 100,000	\$ 100,000
Traffic Improvements Subtotal:	\$ -	\$ 280,000	\$ 280,000
Total FY 2022-2023 CIP	\$ 50,000	\$ 3,830,000	\$ 3,880,000

CITY OF SANTA ANA
SEVEN-YEAR CAPITAL IMPROVEMENT PROGRAM (CIP)
FY 2020-2021 - FY 2026-2027

FY 2023 - 2024 CIP Summary

Project By Category	Gas Tax Fund	Measure M2	Total
Street Improvements:			
Pavement Management		\$ 250,000	\$ 250,000
Project Development		\$ 150,000	\$ 150,000
Right-of-Way Management		\$ 150,000	\$ 150,000
Omnibus Concrete	\$ 50,000		\$ 50,000
Local Street Preventative Maintenance		\$ 3,000,000	\$ 3,000,000
Street Improvements Subtotal:	\$ 50,000	\$ 3,550,000	\$ 3,600,000
Traffic Improvements			
Bike Lane Project Development		\$ 80,000	\$ 80,000
Traffic Management Plans		\$ 50,000	\$ 50,000
Traffic Safety Project Development		\$ 50,000	\$ 50,000
Traffic Signal Equipment Replacement		\$ 100,000	\$ 100,000
Traffic Improvements Subtotal:	\$ -	\$ 280,000	\$ 280,000
Total FY 2023-2024 CIP	\$ 50,000	\$ 3,830,000	\$ 3,880,000

CITY OF SANTA ANA
SEVEN-YEAR CAPITAL IMPROVEMENT PROGRAM (CIP)
FY 2020-2021 - FY 2026-2027

FY 2024 - 2025 CIP Summary

Project By Category	Gas Tax Fund	Measure M2	Total
Street Improvements:			
Pavement Management		\$ 250,000	\$ 250,000
Project Development		\$ 150,000	\$ 150,000
Right-of-Way Management		\$ 150,000	\$ 150,000
Omnibus Concrete	\$ 50,000		\$ 50,000
Local Street Preventative Maintenance		\$ 3,000,000	\$ 3,000,000
Street Improvements Subtotal:	\$ 50,000	\$ 3,550,000	\$ 3,600,000
Traffic Improvements			
Bike Lane Project Development		\$ 80,000	\$ 80,000
Traffic Management Plans		\$ 50,000	\$ 50,000
Traffic Safety Project Development		\$ 50,000	\$ 50,000
Traffic Signal Equipment Replacement		\$ 100,000	\$ 100,000
Traffic Improvements Subtotal:	\$ -	\$ 280,000	\$ 280,000
Total FY 2024-2025 CIP	\$ 50,000	\$ 3,830,000	\$ 3,880,000

CITY OF SANTA ANA
SEVEN-YEAR CAPITAL IMPROVEMENT PROGRAM (CIP)
FY 2020-2021 - FY 2026-2027

FY 2025 - 2026 CIP Summary

Project By Category	Gas Tax Fund	Measure M2	Total
Street Improvements:			
Pavement Management		\$ 250,000	\$ 250,000
Project Development		\$ 150,000	\$ 150,000
Right-of-Way Management		\$ 150,000	\$ 150,000
Omnibus Concrete	\$ 50,000		\$ 50,000
Local Street Preventative Maintenance		\$ 3,000,000	\$ 3,000,000
Street Improvements Subtotal:	\$ 50,000	\$ 3,550,000	\$ 3,600,000
Traffic Improvements			
Bike Lane Project Development		\$ 80,000	\$ 80,000
Traffic Management Plans		\$ 50,000	\$ 50,000
Traffic Safety Project Development		\$ 50,000	\$ 50,000
Traffic Signal Equipment Replacement		\$ 100,000	\$ 100,000
Traffic Improvements Subtotal:	\$ -	\$ 280,000	\$ 280,000
Total FY 2025-2026 CIP			
	\$ 50,000	\$ 3,830,000	\$ 3,880,000

CITY OF SANTA ANA
SEVEN-YEAR CAPITAL IMPROVEMENT PROGRAM (CIP)
FY 2020-2021 - FY 2026-2027

FY 2026 - 2027 CIP Summary

Project By Category	Gas Tax Fund	Measure M2	Total
Street Improvements:			
Pavement Management		\$ 250,000	\$ 250,000
Project Development		\$ 150,000	\$ 150,000
Right-of-Way Management		\$ 150,000	\$ 150,000
Omnibus Concrete	\$ 50,000		\$ 50,000
Local Street Preventative Maintenance		\$ 3,000,000	\$ 3,000,000
Street Improvements Subtotal:	\$ 50,000	\$ 3,550,000	\$ 3,600,000
Traffic Improvements			
Bike Lane Project Development		\$ 80,000	\$ 80,000
Traffic Management Plans		\$ 50,000	\$ 50,000
Traffic Safety Project Development		\$ 50,000	\$ 50,000
Traffic Signal Equipment Replacement		\$ 100,000	\$ 100,000
Traffic Improvements Subtotal:	\$ -	\$ 280,000	\$ 280,000
Total FY 2026-2027 CIP	\$ 50,000	\$ 3,830,000	\$ 3,880,000

**CITY OF SANTA ANA
SEVEN-YEAR CAPITAL IMPROVEMENT PROGRAM (CIP)
FY 2020-2021 - FY 2026-2027**

Total By Fiscal Year	General Fund	Gas Tax Fund	Measure M2	Water Capital	Sewer	Area Fees	A & D Funds	Road Maintenance & Rehab	Active Transportation Program SB-1 Augmentation	Other	Total
<i>Total FY 2020-2021 CIP</i>	\$ -	\$ 82,000	\$ 15,070,198	\$ 27,150,000	\$ 9,415,000	\$ 249,750	\$ 3,350,000	\$ 6,378,389	\$ 12,610,000	\$ 857,994	\$ 75,163,331
<i>Total FY 2021-2022 CIP</i>	\$ -	\$ 50,000	\$ 4,143,259	\$ -	\$ -	\$ -	\$ -	\$ -	\$ -	\$ 1,022,116	\$ 5,215,375
<i>Total FY 2022-2023 CIP</i>	\$ -	\$ 50,000	\$ 3,830,000	\$ -	\$ -	\$ -	\$ -	\$ -	\$ -	\$ -	\$ 3,880,000
<i>Total FY 2023-2024 CIP</i>	\$ -	\$ 50,000	\$ 3,830,000	\$ -	\$ -	\$ -	\$ -	\$ -	\$ -	\$ -	\$ 3,880,000
<i>Total FY 2024-2025 CIP</i>	\$ -	\$ 50,000	\$ 3,830,000	\$ -	\$ -	\$ -	\$ -	\$ -	\$ -	\$ -	\$ 3,880,000
<i>Total FY 2025-2026 CIP</i>	\$ -	\$ 50,000	\$ 3,830,000	\$ -	\$ -	\$ -	\$ -	\$ -	\$ -	\$ -	\$ 3,880,000
<i>Total FY 2026-2027 CIP</i>	\$ -	\$ 50,000	\$ 3,830,000	\$ -	\$ -	\$ -	\$ -	\$ -	\$ -	\$ -	\$ 3,880,000
Grand Total Seven-Year CIP	\$ -	\$ 382,000	\$ 38,363,457	\$ 27,150,000	\$ 9,415,000	\$ 249,750	\$ 3,350,000	\$ 6,378,389	\$ 12,610,000	\$ 1,880,110	\$ 99,778,706



**THIS PAGE
INTENTIONALLY LEFT
BLANK**