



City of Santa Ana

CITY BUDGET SUMMARY

FISCAL YEAR 2021-2022

Adopted: July 1, 2021



**THIS PAGE INTENTIONALLY
LEFT BLANK**



Table of Contents

City Budget5-14

General Fund15-28

Workforce Changes29-50

Capital Improvement Program51-66

THIS PAGE INTENTIONALLY
LEFT BLANK



City Budget

GENERAL FUND BUDGET REVENUES AND
EXPENDITURES CHART

10- YEAR OUTLOOK

RESTRICTED FUNDS

ESTIMATED FUND BALANCES

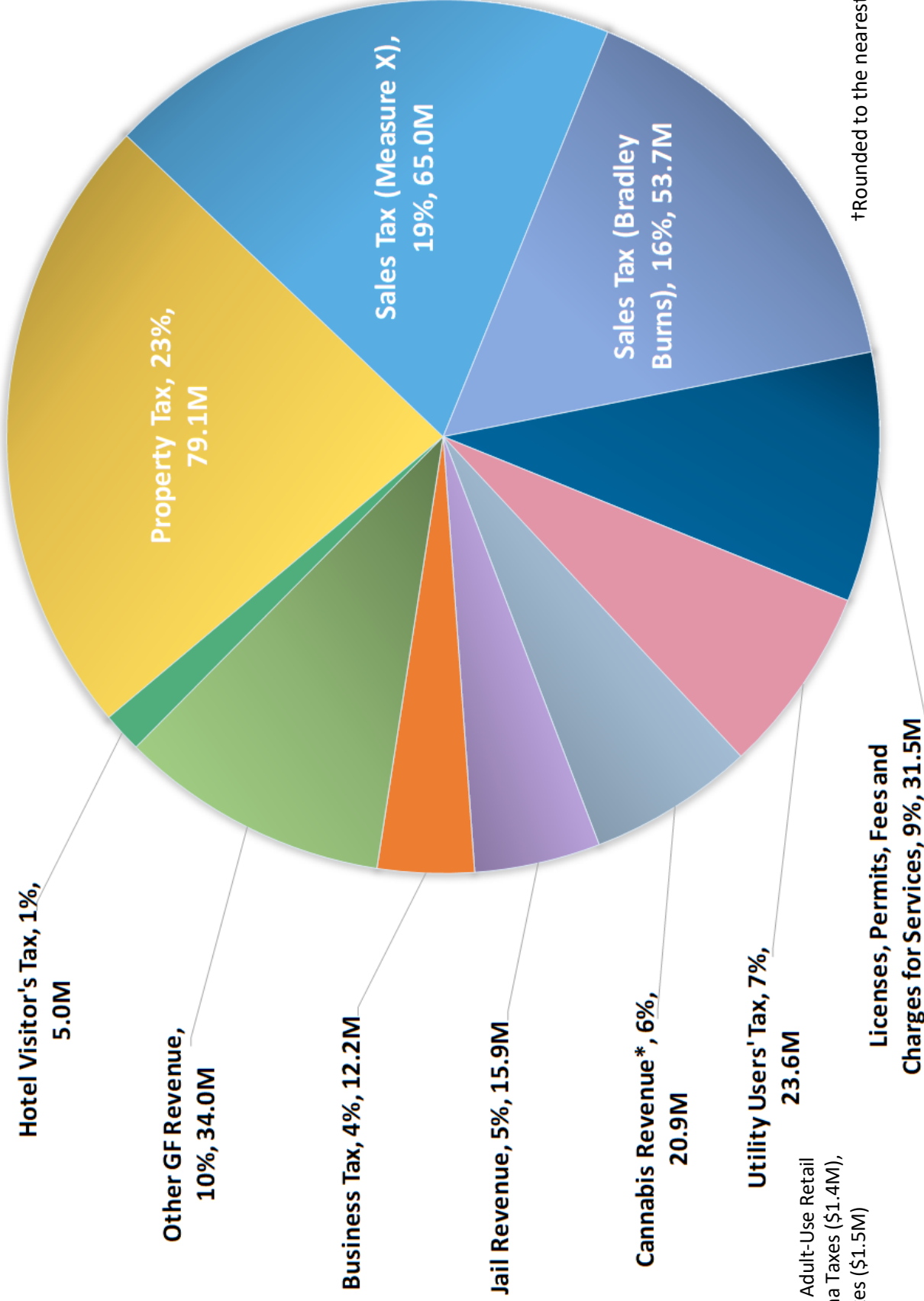


THIS PAGE INTENTIONALLY
LEFT BLANK



FY 21-22 General Fund Revenue: \$340.9M

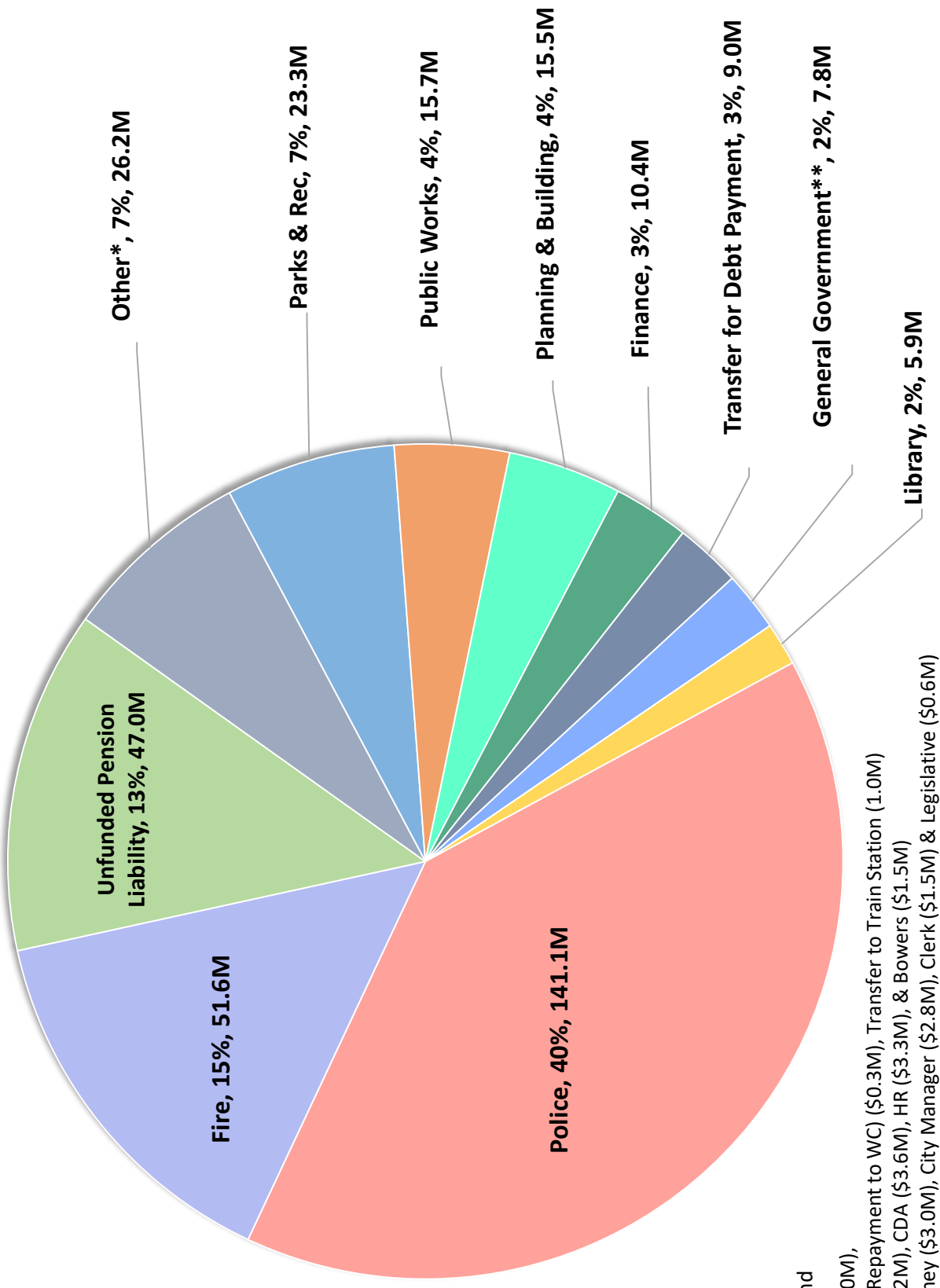
†



* Cannabis Revenue Includes: Adult-Use Retail Tax (\$1.8M), Medical Marijuana Taxes (\$1.4M), and Commercial Cannabis Taxes (\$1.5M)

†Rounded to the nearest hundred thousand

FY 2021-22 General Fund Expenditure: \$353.5M †



†Rounded to the nearest hundred thousand

* Other includes: Transfer to Cannabis (\$13.0M),

Transfer to Fund 051 (Fire Station #1 - Loan Repayment to WC) (\$0.3M), Transfer to Train Station (1.0M)

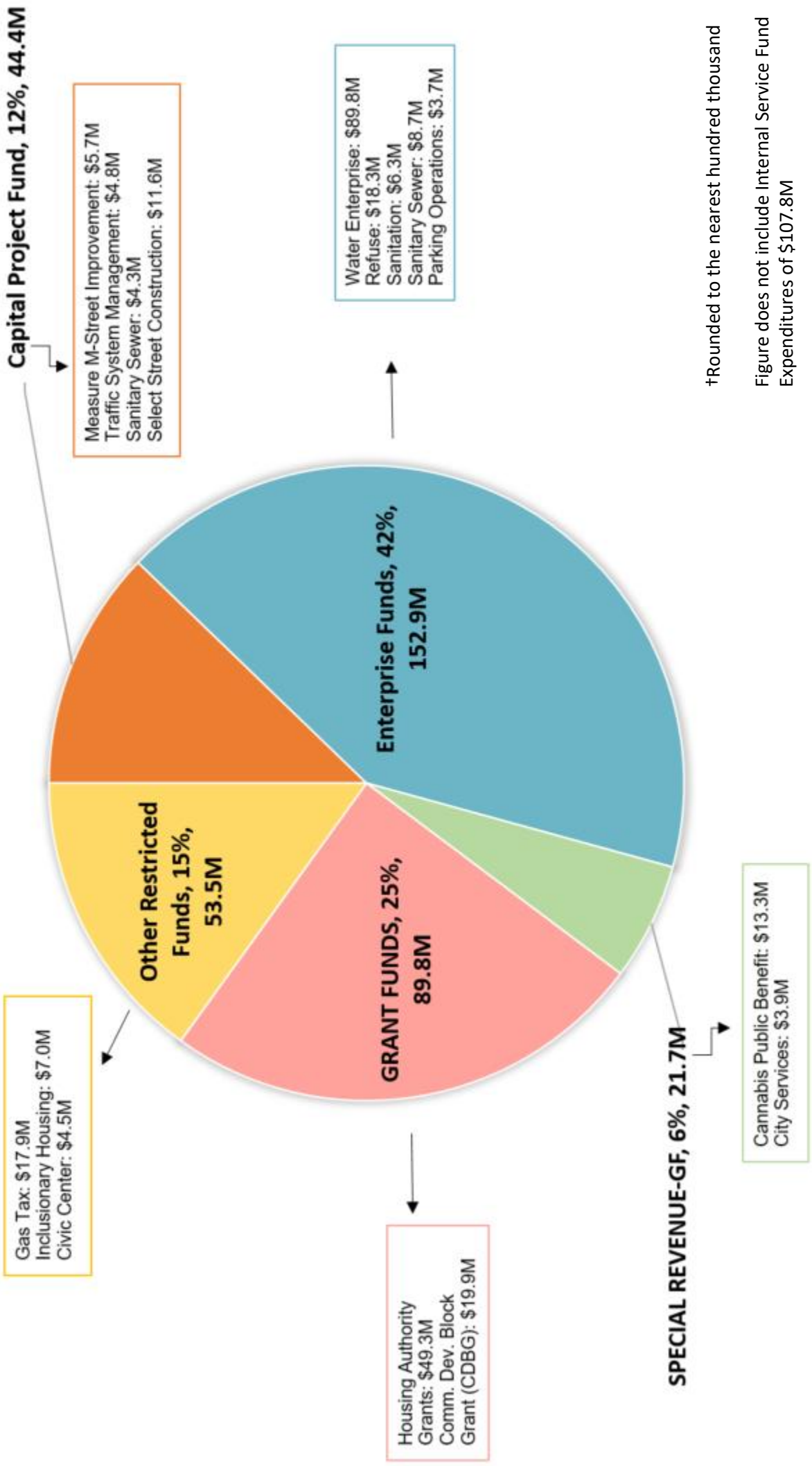
Transfer to Fund 074 (0.7M), Non-Dept. (\$2.2M), CDA (\$3.6M), HR (\$3.3M), & Bowers (\$1.5M)

** General Government includes: City Attorney (\$3.0M), City Manager (\$2.8M), Clerk (\$1.5M) & Legislative (\$0.6M)

Ten-Year General Fund Outlook



FY 2021-22 Restricted Funds Expenditure: \$363.6M



†Rounded to the nearest hundred thousand

Figure does not include Internal Service Fund Expenditures of \$107.8M

**Estimated Spendable Balances
Fiscal Year 2021-2022**

Fund Number	Fund Name	Estimated		FY 21-22 Revenues	FY 21-22 Transfers In	FY 21-22 Total Resources	FY 21-22 Proposed Expenditures	FY 21-22 Transfers Out	FY 21-22 Total Uses	Change in Fund Balance	Estimated Ending Fund Balance
		Beginning Balance	Balance								
011	GENERAL FUND	70,926,064	340,944,200	-	-	340,944,200	(328,791,570)	(24,703,590)	(353,495,160)	(12,550,960)	58,375,104
	General Fund Total	70,926,064	340,944,200	-	-	340,944,200	(328,791,570)	(24,703,590)	(353,495,160)	(12,550,960)	58,375,104
SPECIAL REVENUE-GF											
012	CANNABIS PUBLIC BENEFIT FUND	8,209,113	13,016,700	13,016,700		13,016,700	(13,304,070)		(13,304,070)	(287,370)	7,921,743
016	CASP CERTIFICATION & TRAINING	170,801	85,000	85,000		85,000	(85,000)		(85,000)	-	170,801
021	CATV FUND	1,122,759	250,000	250,000		250,000	(250,000)		(250,000)	-	1,122,759
022	PRCSA/LIBRARY FEE & DONATION	475,936	-	-		-	(438,500)		(438,500)	(438,500)	37,436
051	CAPITAL OUTLAY FUND	1,696,316	1,023,500	292,000		1,315,500	(2,880,400)		(2,880,400)	(1,564,900)	131,416
053	CITY SERVICES	62,312	3,433,240			3,433,240	(3,933,240)		(3,933,240)	(500,000)	(437,688)
100	SECTION 457 FIDUCIARY ADMIN	46,407	54,600			54,600	(54,500)		(54,500)	100	46,507
110	STRONG MOTION INSTRUMENTATION	-	16,000			16,000	(16,000)		(16,000)	-	-
120	FIRE FACILITIES FUND	1,456,783	723,500	723,500		723,500	(723,500)		(723,500)	-	1,456,783
121	SPECIAL REPAIR/DEMOLITION	279,828	30,000	30,000		30,000	(30,000)		(30,000)	-	279,828
	SPECIAL REVENUE-GF Total	13,520,255	5,615,840	13,308,700		18,924,540	(21,715,210)	-	(21,715,210)	(2,790,670)	10,729,585
GRANT FUNDS											
031	AIR QUALITY MGT DISTRICT(AQMD)	577,985	645,000	645,000		645,000	(628,780)		(628,780)	16,220	594,205
122	EMERGENCY & HEALTH GRANTS	2,377,253	50,000	50,000		50,000	(1,296,440)		(1,296,440)	(1,246,440)	1,130,813
123	WORKFORCE INVESTMENT ACT	(4,051)	2,654,110	2,654,110		2,654,110	(2,634,720)		(2,634,720)	19,390	15,339
124	ORANGE COUNTY SSA GRANTS	250,000	838,970	838,970		838,970	(838,970)		(838,970)	-	250,000
125	OES UASI	(1,740,771)	4,607,780	4,607,780		4,607,780	(2,838,290)		(2,838,290)	1,769,490	28,719
127	D.O.J. GRANT FUND	676	798,740	798,740		798,740	(798,740)		(798,740)	-	676
128	POLICE BLOCK GRANTS	81,529	775,680	775,680		775,680	(775,690)		(775,690)	(10)	81,519
130	HOME PROGRAM FEDERAL GRANT	1,118,324	5,466,150	5,466,150		5,466,150	(5,466,150)		(5,466,150)	-	1,118,324
135	COMMUNITY DEV BLOCK GRANT	(873)	19,861,150	19,861,150		19,861,150	(19,861,150)		(19,861,150)	-	(873)
136	HOUSING AUTHORITY-VOUCHER HAP	1,468,366	40,135,000	40,135,000		40,135,000	(40,135,000)		(40,135,000)	-	1,468,366
137	HOUSING AUTHORITY- MAINSTREAM	-	2,250,000	2,250,000		2,250,000	(2,250,000)		(2,250,000)	-	-
138	HOUSING AUTHORITY- M55	17,167	2,635,000	2,635,000		2,635,000	(2,635,000)		(2,635,000)	-	17,167
139	HOUSING AUTHORITY-NEW CONSTR	16,017	225,000	225,000		225,000	(225,000)		(225,000)	-	16,017
140	HOUSING AUTHORITY-VOUCHER ADM	532,629	4,045,040	4,045,040		4,045,040	(4,045,040)		(4,045,040)	-	532,629
142	NSP FEDERAL GRANT	1,127,090	45,000	45,000		45,000	(1,168,130)		(1,168,130)	(1,123,130)	3,960
144	PRISON TO EMPLOYMENT PROGRAM	-	2,884,310	2,884,310		2,884,310	(2,884,310)		(2,884,310)	-	-
145	RENTAL REHABILITATION GRANT	393,316	5,000	5,000		5,000	(398,000)		(398,000)	(393,000)	316
158	PLANNING GRANTS PROGRAM	-	141,360	141,360		141,360	(141,360)		(141,360)	(516,600)	(516,600)
165	OFFICE OF SAFETY GRANT	103,601	301,450	301,450		301,450	(301,580)		(301,580)	-	103,601
169	RECREATION GRANTS FUND	116,025	88,364,740	88,364,740		88,364,740	(89,838,950)		(89,838,950)	(1,474,210)	115,895
	Grant Funds Total	6,434,284	88,364,740	88,364,740	-	88,364,740	(89,838,950)	-	(89,838,950)	(1,474,210)	4,960,074

**Estimated Spendable Balances
Fiscal Year 2021-2022**

Fund Number	Fund Name	Estimated Beginning Balance	FY 21-22 Revenues	FY 21-22 Transfers In	FY 21-22 Total Resources	FY 21-22 Proposed Expenditures	FY 21-22 Transfers Out	FY 21-22 Total Uses	Change in Fund Balance	Estimated Ending Fund Balance
OTHER RESTRICTED FUNDS										
020	OTS-TRAFFIC OFFENDER PROGRAM	42,565	60,210		60,210	(60,210)		(60,210)	-	42,565
023	INMATE WELFARE FUND	1,005,461	1,869,540		1,869,540	(1,869,540)		(1,869,540)	-	1,005,461
024	POLICE ACTIVITIES & PROGRAMS	6,958	270,170		270,170	(274,280)		(274,280)	(4,110)	2,848
025	IDB & EZ VOUCHER MONITORING	52,252				(109,000)		(109,000)	(109,000)	(56,748)
029	SPECIAL GAS TAX	12,599,951	14,490,130		14,490,130	(8,559,110)	(8,125,560)	(16,684,670)	(2,194,540)	10,405,411
074	CIVIC CENTER MAINTENANCE	490,945	4,137,270	743,500	4,880,770	(4,553,770)		(4,553,770)	327,000	817,945
133	HOUSING AUTHORITY-ISSUER FEE	2,711,186	85,000		85,000	(87,450)		(87,450)	(2,450)	2,708,736
166	US DOJ ASSET FORFEITURE FUND	27,281				(760,240)		(760,240)	(760,240)	(732,959)
167	US TREASURY ASSET FORFEITURE	-				(142,270)		(142,270)	(142,270)	(142,270)
170	MSS HAP CARES ACT COVID-19		565,000		565,000	(565,000)		(565,000)	-	-
177	EMERGENCY RENTAL ASSISTANCE PG		5,930,390		5,930,390	(5,930,390)		(5,930,390)	-	-
417	INCLUSIONARY HOUSING FEE	6,932,278	7,006,390		7,006,390	(7,006,390)		(7,006,390)	-	6,932,278
607	HOUSING AUTHORITY LMIHF	2,325,115	225,000		225,000	(1,714,080)		(1,714,080)	(1,489,080)	836,035
655	2018 SERIES TAX ALLOC BOND	11,762		6,489,930	6,489,930	(6,489,930)		(6,489,930)	-	11,762
670	COSA RDA	273,527		150,000	150,000	(150,000)		(150,000)	-	273,527
671	COSA RDA OBLIGATION RETIREMENT	3,369,759	7,074,340		7,074,340	(434,410)	(6,639,930)	(7,074,340)	-	3,369,759
Other Restricted Funds Total		29,849,040	41,713,440	7,383,430	49,096,870	(38,706,070)	(14,765,190)	(53,471,560)	(4,374,690)	25,474,350
INTERNAL SERVICE FUNDS										
070	EQUIPMENT REPLACEMENT FUND	5,693,309	1,762,800		1,762,800	(2,005,000)		(2,005,000)	(242,200)	5,451,109
071	CENTRAL SERVICES	60,122	441,470		441,470	(746,170)		(746,170)	(304,700)	(244,578)
073	BUILDING MAINT FUND	1,154,348	4,622,900		4,622,900	(6,000,920)		(6,000,920)	(1,378,020)	(223,672)
075	FLEET MAINTENANCE/STORES	146,818	4,510,000		4,510,000	(6,114,840)		(6,114,840)	(1,604,840)	(1,458,022)
076	STORES & PROPERTY CONTROL	(425,801)	1,804,100		1,804,100	(1,763,970)		(1,763,970)	40,130	(385,671)
080	LIABILITY AND PROPERTY INS FND	9,953,890	11,637,750		11,637,750	(17,248,640)		(17,248,640)	(5,610,890)	4,343,000
081	EMPLOYEE GROUP INSURANCE	(249,594)	27,108,000		27,108,000	(29,338,490)		(29,338,490)	(2,230,490)	(2,480,084)
082	WORKERS COMPENSATION FUND	7,116,934	10,133,000		10,133,000	(10,006,620)		(10,006,620)	126,380	7,243,314
085	CITY YARD OPERATION	57,781	1,263,100		1,263,100	(1,319,230)		(1,319,230)	(56,130)	1,651
086	PUB WKS ENG/PROJ MGMT	(625,914)	10,770,000	10,000	10,780,000	(10,067,580)	(113,790)	(10,181,370)	598,630	(27,284)
101	PUB WKS-ADMIN & PLANNING	903,644	8,090,300		8,090,300	(8,333,800)	(94,950)	(8,428,750)	(338,450)	565,194
109	INFO SYS STRATEGIC PLAN	4,809,966	9,849,330		9,849,330	(14,596,680)		(14,596,680)	(4,747,350)	62,616
Internal Service Funds Total		28,595,502	91,992,750	10,000	92,002,750	(107,541,940)	(208,740)	(107,750,680)	(15,747,930)	12,847,572
ENTERPRISE FUNDS										
027	PARKING FUND	(988,407)	2,707,870		2,707,870	(3,738,450)		(3,738,450)	(1,030,580)	(2,018,987)
056	SANITARY SEWER SERVICE	6,203,043	7,617,300		7,617,300	(8,401,780)	(250,000)	(8,651,780)	(1,034,480)	5,168,563
057	FED CLEAN WATER PROTECTION ENT	2,950,819	1,735,000	2,680,200	4,415,200	(4,692,500)	(200,000)	(4,892,500)	(477,300)	2,473,519
060	WATER ENTERPRISE	18,833,221	71,518,500		71,518,500	(69,092,370)	(20,724,540)	(89,816,910)	(18,298,410)	534,811
066	WATER UTILITY CAPITAL CONSTRUCTION	(18,731)	19,443,740	19,443,740	19,443,740	(19,425,000)		(19,425,000)	18,740	9
067	REGIONAL TRANSP CENTER	(2,240,552)	617,900	1,081,870	1,699,770	(1,699,770)		(1,699,770)	-	(2,240,552)
068	SANITATION FUND	3,851,913	6,047,900	200,000	6,247,900	(6,299,410)		(6,299,410)	(51,510)	3,800,403
069	REFUSE COLLECTION SERVICE	6,868,206	14,136,400		14,136,400	(13,655,690)	(4,671,740)	(18,327,430)	(4,191,030)	2,677,176
Enterprise Funds Total		35,459,510	104,380,870	23,405,810	127,786,680	(127,004,970)	(25,846,280)	(152,851,250)	(25,064,570)	10,394,940

**Estimated Spendable Balances
Fiscal Year 2021-2022**

Fund Number	Fund Name	Estimated				Estimated				
		Beginning Balance	FY 21-22 Revenues	FY 21-22 Transfers In	FY 21-22 Total Resources	FY 21-22 Proposed Expenditures	FY 21-22 Transfers Out	FY 21-22 Total Uses	Change in Fund Balance	Ending Fund Balance
CAPITAL PROJECT FUNDS										
032	MEASURE M-STREET CONSTRUCTION	(14,432,621)	5,738,920		5,738,920	(5,738,920)		(5,738,920)	-	(14,432,621)
034	NEW TRANSPO SYS IMPR AREA E	1,127,214			-	(1,000,000)		(1,000,000)	(1,000,000)	127,214
054	SANITARY SEWER CAPITAL	3,514,272			-	(2,180,000)		(2,180,000)	(2,180,000)	1,334,272
055	SEWER CONNECTION FEE	2,518,505	1,099,600		1,099,600	(2,167,000)		(2,167,000)	(1,067,400)	1,451,105
059	SELECT STREET CONSTRUCTION	12,230,104		11,637,900	11,637,900	(11,637,920)		(11,637,920)	(20)	12,230,084
147	FEDERAL AID SAFETY PROGRAM	(289,676)	170,800		170,800	(170,800)		(170,800)	-	(289,676)
148	TRAFFIC SYSTEM MGMT GRANT	(3,515,959)	4,849,000		4,849,000	(4,849,000)		(4,849,000)	-	(3,515,959)
224	LOCAL DRAINAGE AREA IV	56,171			-	(50,000)		(50,000)	(50,000)	6,171
312	RESIDENTIAL DEVELOP DISTRICT 2	1,487,203			-	(1,018,000)		(1,018,000)	(1,018,000)	469,203
313	RESIDENTIAL DEVELOP DISTRICT 3	6,108,279	70,000		70,000	(70,000)		(70,000)	-	6,108,279
400	POLICE UUT LEASE REVENUE BONDS	5,693		4,622,100	4,622,100	(4,622,100)		(4,622,100)	-	5,693
404	COSA 2014 LEASE FINANCING	66,712	15,000	5,156,160	5,156,160	(5,156,160)		(5,156,160)	-	66,712
418	CDA - PEEBLER CAPITAL FUND	5,870,326			15,000	(5,771,700)		(5,771,700)	(5,756,700)	113,626
	Capital Project Funds Total	14,746,224	11,943,320	21,416,160	33,359,480	(44,431,600)	-	(44,431,600)	(11,072,120)	3,674,104
Grand Total-ALL Funds		199,530,879	684,955,160	65,524,100	750,479,260	(758,030,310)	(65,524,100)	(823,554,410)	(73,075,150)	126,455,729

THIS PAGE INTENTIONALLY
LEFT BLANK



General Fund

RECONCILIATION OF GENERAL FUND

MEASURE X SPENDING

GENERAL FUND REVENUES

GENERAL FUND EXPENDITURES



THIS PAGE INTENTIONALLY
LEFT BLANK



General Fund Reconciliation		Revenue		Expenditures	Transfers Out
FY20-21 Original Adopted		307,392,970	FY20-21 Original Adopted	307,026,470	18,921,560
FY20-21 Adjustments		16,442,049	FY20-21 Adjustments	6,199,553	2,368,700
FY20-21 Revised		323,835,019	FY20-21 Revised	313,226,023	21,290,260
Remove Non-Recurring Items:			Remove Non-Recurring Items:		
Sale of YMCA Building		(500,000)	Identified in Original Budget (GF-1 of Budget Doc)	(3,924,780)	1,651,900
K-9 Donation		(5,000)	Carryovers	(8,084,040)	
Former RDA Debt Refinancing Savings		(1,720,200)	Vaccine Distribution	(250,000)	
Measure X Growth		3,567,300	K-9 Training	(5,000)	
Bradley-Burns Growth		4,451,700	Downtown Clean & Safe		(400,000)
Property Tax Growth		1,220,848	Midyear Infosend	(50,000)	
Property Tax In-Lieu of VLF Growth		1,259,040	Midyear Chip & PIN	(20,000)	
UUT Growth		1,000,000	Midyear Jerome Park	(119,600)	
Cannabis Tax Growth		1,625,000	Restore Recreation Reductions for COVID-19	1,350,000	
Business License Tax Partial Recovery		2,900,000	Restore Public Safety for COVID-19 Response	5,323,349	
Hotel Visitors Tax Partial Recovery		750,000	Pension Debt Payment Increase	5,407,150	
Park & Recreation Fee Recovery		1,500,000	Bargained Employee Comp Increases	7,024,636	
Paramedic Service Charges Partial Recovery		875,000	Orange County Fire Increase	1,950,084	
Permit Fees for PWA Work		550,000	Phase Out COPS Hiring Grant	826,251	
Other net adjustments		(359,507)	No Hiring Freeze	5,443,330	
			Cannabis Tax Revenue Increase - 2/3 Set-Aside Xfer		950,000
			Reduced Hiring Freeze	(2,911,300)	
Total Resources		340,949,200	Train Station Subsidy		1,081,870
			Partially Restore Civic Center Authority Contribution		143,500
			Step Increases, Other Contractual Changes and Minor Adjustments	1,300,447	(13,940)
			Workforce Reallocations	202,640	
			CMO PT Personnel Addition	67,920	
			Additional Payroll Technician	71,260	
			Mandated Redistricting Process	365,000	
			Sales Tax Sharing	210,000	
			Recreation Facility Attendants	300,000	
			PWA Work on Permits	550,000	
			Permit Technician	85,140	
			Street Light Maintenance Worker	79,670	
			Use ARPA Fund for Equity & Inclusion Coordinator	(119,740)	
			Increase to Legal Defense Fund	100,000	
			Sponsor local Arts & Culture events	100,000	
			Add Vietnamese Community Liaison	150,000	
			Add Executive Assistant	108,130	
			Council Special Events	35,000	
			Total Uses	328,791,570	24,703,590

City of Santa Ana Measure X
Fiscal Year Ended June 30, 2022

Category	Description	FY19-20	FY20-21	FY21-22	FY21-22	Total
		Recurring	Recurring	Recurring	One-Time	
Maintain Effective 9-1-1 Response	Human Resources Technician dedicated to Police Recruiting	\$ 79,125.00	\$ -	\$ -	\$ -	\$ 79,125.00
Maintain Effective 9-1-1 Response	Traffic Collision Investigators (2)	229,710	-	-	-	229,710
Maintain Effective 9-1-1 Response	Park Security Contract	667,050	-	-	-	667,050
Maintain Effective 9-1-1 Response	Office Assistants (2) to relieve police officers of back-office duty	193,280	-	-	-	193,280
Maintain Effective 9-1-1 Response	Ambulance Service Contract increase to maintain service level	923,818	16,000	290,000	-	1,229,818
Maintain Effective 9-1-1 Response	Police Department Overtime	-	500,000	-	-	500,000
Maintain Effective 9-1-1 Response	Police Technology Cost Increases	136,000	-	-	-	136,000
Maintain Effective 9-1-1 Response	Funding for 18 Police Officers (December 2019)	-	2,700,000	-	-	2,700,000
Retaining Firefighters	Orange County Fire contract increase to maintain service level	3,096,098	2,232,002	2,324,364	-	7,652,464
Retaining Police Officers	Employee Pension Contribution Increase (Safety)	4,362,197	2,298,989	3,750,207	-	10,411,393
Addressing Homelessness	Increase to actual for Police Cash-Outs, Standby & Court Pay	370,000	920,000	-	-	1,290,000
Addressing Homelessness	Code Enforcement Officers (2)	282,800	-	-	-	282,800
Addressing Homelessness	QOLT Clean-Up Staffing (2 Maint Workers II + Sanitation Inspect II)	266,800	-	-	-	266,800
Addressing Homelessness	QOLT Clean-Up Contract Services	136,000	500,000	-	-	636,000
Addressing Homelessness	Homeless Outreach & Engagement	-	75,000	-	-	75,000
Fixing Streets	Sidewalk and/or Street Repair	-	500,000	-	-	500,000
Maintaining Parks	Park Maintenance and Repairs	2,164,150	-	-	-	2,164,150
Maintaining Parks	Park Facilities - Personnel & Recreation Volunteers	1,251,060	-	-	-	1,251,060
Youth Services	Zoo staff (2) + Part-Time Staff to enhance youth programs	348,000	-	-	-	348,000
Youth Services	Librarians (Personnel)	-	-	204,340	-	204,340
Youth Services	Park Ambassador	-	-	300,000	-	300,000
Subtotal Before Unrestricted Purposes		14,506,088	9,741,991	6,868,911	-	31,116,990

City of Santa Ana Measure X
Fiscal Year Ended June 30, 2022

Category	Description	FY19-20	FY20-21	FY21-22	FY21-22	Total
		Recurring	Recurring	Recurring	One-Time	
Unrestricted General Revenue Purpose	FY18-19 Budget Deficit - Planned Staff Savings not implemented	1,500,000	-	-	-	1,500,000
Unrestricted General Revenue Purpose	FY18-19 Budget Deficit - Planned Use of General Fund Reserve	10,200,000	-	-	-	10,200,000
Unrestricted General Revenue Purpose	Vehicle Incentive Program (VIP)	1,450,000	-	-	-	1,450,000
Unrestricted General Revenue Purpose	Employee Pension Contribution Increase (Misc)	3,192,242	1,622,475	2,631,664	-	7,446,381
Unrestricted General Revenue Purpose	New Debt Payments for Purchase of Streetlights	800,000	-	-	-	800,000
Unrestricted General Revenue Purpose	Street Tree Maintenance (no longer paid by Sanitation Fund)	2,949,635	-	-	-	2,949,635
Unrestricted General Revenue Purpose	Increase budget for Labor Negotiations	3,000,000	-	-	-	3,000,000
Unrestricted General Revenue Purpose	Add 10 General Purpose Full-Time Positions to the Police Dept	1,017,308	-	-	-	1,017,308
Unrestricted General Revenue Purpose	Universal Legal Defense Fund for Dreamers & Parents	-	100,000	-	-	100,000
Unrestricted General Revenue Purpose	Communications Consultant	60,000	-	-	-	60,000
Unrestricted General Revenue Purpose	Public Meeting Software & ADA Captioning	50,000	-	-	-	50,000
Unrestricted General Revenue Purpose	Bus Shelter Program (replacement and repairs)	550,000	-	-	-	550,000
Unrestricted General Revenue Purpose	Zoo Contract & Supply Enhancements	776,500	-	-	-	776,500
Unrestricted General Revenue Purpose	Volunteer Background Checks	192,800	-	-	-	192,800
Unrestricted General Revenue Purpose	Principal HR Analyst	-	-	75,100	-	75,100
Unrestricted General Revenue Purpose	Permit Service Technician	-	-	85,140	-	85,140
Unrestricted General Revenue Purpose	Engineering Salaries for review of Plan Checks and Permits	-	-	500,000	-	500,000
Unrestricted General Revenue Purpose	Santa Ana Regional Transportation Center Subsidy	-	1,100,000	-	-	1,100,000
Unrestricted General Revenue Purpose	Sponsor Local Arts & Culture Events	-	-	-	100,000	100,000
Unrestricted General Revenue Purpose	Vietnamese Community Liason	-	-	150,000	-	150,000
Unrestricted General Revenue Purpose	Executive Assistant	-	-	108,130	-	108,130
Unrestricted General Revenue Purpose	Sales Tax Rebate - Volvo	-	25,000	60,000	-	85,000
Unrestricted General Revenue Purpose	Sales Tax Rebate - TacEnergy	-	250,000	150,000	-	400,000
Unrestricted General Revenue Purpose	Various	-	-	359,430	365,000	724,430
Subtotal Unrestricted Purposes		25,738,485	3,097,475	4,119,464	465,000	33,420,424
Totals		\$ 40,244,573	\$ 12,839,466	\$ 10,988,375	\$ 465,000	\$ 64,537,414

THIS PAGE INTENTIONALLY
LEFT BLANK



City of Santa Ana

General Fund Revenue Summary

Account Code	Account Description	ACTUAL FY 18-19	ACTUAL FY 19-20	REVISED FY 20-21	ADOPTED FY 21-22
CHARGES FOR SERVICES					
51612	Building Standards Revolving F	18,353	(7,091)	9,200	9,200
52366	CASp Certification Training Fund	16,517	15,544	0	0
53201	Passport Fees	0	1	0	0
53202	Library Microfiche Rentals	1,353	1,784	500	0
53203	Library Video Rentals	2,953	1,632	2,400	0
53301	Center Programs	94,742	68,842	0	60,100
53303	Youth Sports	33,899	32,936	0	20,500
53304	Pool Charges	23,723	20,790	0	0
53307	Youth Field Usage Fee	58,167	56,425	0	53,600
53308	Park Reservation	185,927	160,384	0	133,800
53309	Concession-Vending Machines	3,900	3,900	2,900	2,900
53310	Zoo Education	190,847	73,815	0	77,500
53312	Zoo Admissions	1,132,496	718,691	300,000	1,046,900
53313	Food Sale Concession	23,021	15,657	0	25,200
53315	Stadium Special Fees	576	0	0	0
53316	Leisure Classes	225,515	152,247	0	172,100
53318	Tennis Reservation	52,233	28,414	0	0
53319	Recreation Staff Reimbursement	34,573	32,025	27,400	27,400
53400	Vehicle Release Charge	88,439	61,002	85,000	90,000
53401	Repo Release	12,990	11,085	14,000	11,000
53402	Paramedic Subscription Fee	29	0	0	0
53404	Fingerprint Card Process Fee	0	0	100	0
53405	Photo Services	0	0	100	0
53407	Vehicle Equipment Citation Sig	5,343	4,780	6,000	3,000
53408	Fire Range User Fee	800	800	1,000	1,000
53410	Impound/Owner Release Animal	2,368	1,363	1,000	1,300
53411	Jail Pay to Stay Program	70,770	58,500	80,000	15,000
53413	Police False Alarm Charge	523	77	95,000	95,000
53415	Emergency Response Reimburseme	3,660	927	55,000	25,000
53416	Animal Quarantines	2,333	955	2,000	1,000
53417	Police Report Fee	129,783	182,328	160,000	75,000
53419	Firearm License Fee	2,017	1,946	2,800	2,600
53420	Jail Booking Fee	20,389	10,776	16,000	10,000
53423	Vehicle Storage Fee	51,150	36,825	26,000	26,000
53509	Paramedic Subscription Fee	173,315	162,927	170,000	195,000
53510	Paramedic Services Charge	5,109,445	7,188,651	5,500,000	6,375,000
53513	OCFA Admin Processing Fee	1,920	2,295	1,500	1,500
53600	Building Plan Check	2,566,345	2,957,026	1,888,000	1,925,800
53601	Electrical Plan Check	375,168	382,672	280,900	312,600
53602	Plumbing Plan Check	136,841	191,675	138,500	141,300
53603	Mechanical Plan Check	264,082	347,718	186,600	210,400
53605	Landscape Plan Review	22,442	25,970	24,000	25,200
53606	Discretionary Application Fee	403,820	320,631	370,000	404,500
53607	EIR Developer Fees	94,154	114,565	95,000	80,750
53613	Land Use Certificate Processin	585,565	512,146	552,500	782,500
53614	Shopping Cart Contain Program	50,874	43,272	44,100	44,100
53616	Site Plan Review Charge	631,543	813,695	245,047	697,250

City of Santa Ana

General Fund Revenue Summary

Account Code	Account Description	ACTUAL FY 18-19	ACTUAL FY 19-20	REVISED FY 20-21	ADOPTED FY 21-22
53627	PREP Fees	661,217	763,377	604,000	604,000
53628	Foreclosure Registration Progr	231,280	149,093	185,000	185,000
53707	Street & Alley Repair	1,751	0	0	0
53901	Stop Pmt/Reissue Fee	149	90	200	200
53902	Misc Service Charge	180,102	1,342	0	0
56305	Engineering Service Charge	0	1,873	1,000	0
55200	Library Fines	38,450	28,695	31,600	0
57070	Sale of Printed Material	20	202	1,000	500
57470	Copy of Lost Citation	47	104	160	100
57380	Friend Of Zoo Vet Contribution	60,000	60,000	30,000	60,000
57383	Friend of Zoo Contribution	73,390	19,768	10,000	58,800
57385	Friend of Zoo Education Contri	40,000	40,000	20,000	40,000
53740	Small Cell App Fee for City Facilities	0	0	100,000	0
53741	Small Cell Compliance Inspection Fee	0	64,446	25,000	50,000
Total CHARGES FOR SERVICES		14,191,305	15,939,593	11,390,507	14,179,600
FINES					
55000	Parking Fines	4,441,164	5,111,477	4,900,000	4,900,000
55201	Lost/Damaged Library Material	4,540	3,317	3,700	5,000
55400	Redlight Camera Program	45,544	5,437	0	0
55401	Court Fines Traffic	535,503	368,562	422,150	320,000
55402	Court Fines Non Traffic	102,880	53,516	94,000	40,000
55403	Tobacco Fine	1,414	0	1,000	0
55600	Administrative Citations	262,419	257,881	160,000	155,000
55605	Medical Marijuana Administrative Citation	66,800	59,081	5,000	0
55606	Fireworks Admin Citations	15,147	28,584	23,500	48,000
57900	Bad Check Recoveries	23,399	15,102	25,000	1,000
Total FINES		5,498,811	5,902,956	5,634,350	5,469,000
FRANCHISE FEES					
50050	Gas Utility	403,835	432,260	404,700	415,700
50051	Electrical Utility	1,235,236	1,195,806	1,287,500	1,216,100
50053	CATV Franchise Fee	1,445,376	1,098,136	1,497,100	1,337,700
50056	Refuse Franchise Fee – Residential	0	0	1,851,500	1,851,500
50057	Refuse Franchise Fee – Commercial	0	0	6,885,200	6,700,000
Total FRANCHISE FEES		3,084,447	2,726,202	11,926,000	11,521,000
INTERGOVERNMENTAL					
50015	Prop Tax Pass-through	1,180,207	1,370,588	1,538,600	1,753,340
50501	Motor Vehicle Licenses	162,361	267,287	178,400	203,100
50503	SB90 State Mandated Costs-Reim	104,516	205,260	88,000	88,000
50505	POST Reimbursement	42,290	57,643	55,380	40,000
50506	AB109 Reimbursement	423,655	472,159	480,000	480,000
52364	SB 1186	0	0	5,200	5,100
52365	AB678 Ground Emerg. Medical Tr	(113,255)	(160,812)	0	0
57304	Rancho Santiago Reimbursement/	45,711	41,031	24,600	24,600
57791	Overhead-Water	4,537,920	4,537,900	4,537,900	4,537,900
Total INTERGOVERNMENTAL		6,383,404	6,791,056	6,908,080	7,132,040

City of Santa Ana

General Fund Revenue Summary

Account Code	Account Description	ACTUAL FY 18-19	ACTUAL FY 19-20	REVISED FY 20-21	ADOPTED FY 21-22
LICENSES & PERMITS					
51001	Bingo Licenses	174	120	0	0
51002	Dog Licenses	623,696	625,035	615,000	550,000
51003	Dog Licenses-Civic Collections	68,001	23,423	60,000	60,000
51004	Bus Shelter Fees	150,000	87,500	75,000	150,000
51301	Filming Permits	4,134	5,764	3,200	3,200
51401	Alarm Permit Fees	95,885	99,344	100,000	100,000
51402	Street Closure Permits	6,630	3,186	6,000	2,000
51403	Tobacco Permits	160,099	97,607	160,200	97,000
51501	Fireworks Stand Permits	4,077	3,921	0	0
51600	General Plan Update Surcharge	172,191	125,814	155,000	158,100
51601	Building Permits	2,254,214	1,634,989	1,547,500	1,598,500
51602	Plumbing Permits	500,700	313,850	343,700	365,600
51603	Electrical Permits	1,039,875	761,526	760,400	844,700
51604	Heating Permits	714,099	481,851	457,400	476,600
51605	Occupancy Permits	447,149	362,392	396,000	371,700
51606	Grading Permits	175,622	63,213	104,000	129,500
51607	Street Vendor Permit	13,200	10,425	25,800	25,800
51608	News box Permit Fees	23,194	19,297	20,000	20,000
51609	Outdoor Dining Permits	1,651	0	0	0
51613	Adult-Use Cannabis Retail Phase 1/Registration Application	(1,690)	0	0	0
51614	Adult-Use Cannabis Retail Phase 2/Regulatory Safety Permit	0	223,591	100,236	313,300
51616	Commercial Cannabis Testing Phase 1/Registration Application	2,113	0	3,380	0
51617	Commercial Cannabis Testing Phase 2/Regulatory Safety Permits	12,086	12,086	24,170	37,600
51618	Commercial Cannabis Operating Agreement Reimbursement Fees	35,000	27,500	30,000	50,000
51619	Commercial Cannabis Cultivation Phase 1/Regst. Application	13,362	7,323	16,900	17,500
51620	Commercial Cannabis Manufacturing Phase 1/Rest. Application	15,931	11,548	16,900	17,500
51621	Commercial Cannabis Distribution Phase 1/Regst. Application	28,871	21,688	16,900	26,300
51622	Commercial Cannabis Cultivation Phase 2/Rgltry Sfty Prmt	135,645	34,405	120,860	87,770
51623	Commercial Cannabis Manufacturing Phase 2/Rgltry Sfty Prmt	124,607	58,335	120,860	53,600
51624	Commercial Cannabis Distribution Phase 2/Rgltry Sfty Prmt	259,446	106,679	215,279	226,000
51706	MMD Regulatory Safety Permit	169,204	0	0	0
Total LICENSES & PERMITS		7,249,164	5,222,413	5,494,685	5,782,270
MISCELLANEOUS					
50052	Refuse Contract Program Surcharge	4,972,000	6,258,502	0	0
53331	City Events	11,734	35,573	7,500	0
53409	Storage Of Weapon Fee	3,200	408	1,000	1,000
55202	Lost/Damaged Uncataloged Mater	10	10	0	0
57000	Expense Reimbursement	84,514	116,118	58,800	74,900
57010	Miscellaneous Recoveries	1,622,600	66,900	26,700	23,700
57200	Other Library Recoveries	1,156	647	900	1,600
57301	Recreation Expense Reimburseme	3,953	3,437	3,000	3,000

City of Santa Ana

General Fund Revenue Summary

Account Code	Account Description	ACTUAL FY 18-19	ACTUAL FY 19-20	REVISED FY 20-21	ADOPTED FY 21-22
57400	Police OT Reimbursement	236,002	197,752	206,000	142,860
57402	Police Miscellaneous Reimburse	288,427	211,297	311,900	306,900
57404	Property & Evidence Recovery	(348)	0	0	0
57700	Refuse Program Saving Recovery	1,352,000	1,851,500	0	0
57901	Indirect Cost Recovery	2,735,800	3,246,658	6,597,150	6,720,910
57461	Jail Kitchen Rental	47,695	58,122	28,000	30,000
57071	Sale of Land	2,074,846	4,000	500,000	0
57770	Sale of Maps & Documents	33,754	75,673	1,000	60,000
57991	Miscellaneous Receipts	4,901	5,188	1,500	1,500
57796	Treasury & Accounting Reimbursement	0	2,300,420	0	0
Total MISCELLANEOUS		14,717,254	15,203,130	7,743,450	7,366,370
TAXES					
50011	Property Tax	37,309,791	38,846,491	40,551,352	41,772,200
50012	Santa Ana Residual	10,231,641	11,054,295	11,490,200	9,770,000
50016	Prop Tax-In Lieu VLF	32,897,695	34,663,784	36,073,260	37,332,300
50030	Hotel Visitor's Tax	9,414,661	7,739,780	4,250,000	5,000,000
50031	Utility User Tax-Electric	11,517,537	11,001,745	11,775,000	12,000,000
50032	Utility User Tax-Gas	2,078,050	2,434,283	2,325,000	2,400,000
50033	Utility User Tax-Telephone	6,328,411	5,399,271	5,000,000	5,000,000
50034	Utility User Tax-Water	2,731,739	2,874,937	3,550,000	4,250,000
50045	Business Tax	13,115,518	13,031,757	9,300,000	12,200,000
50046	Medical Marijuana Taxes	1,084,157	701,367	1,150,000	1,350,000
50200	Documentary Stamp Tax	1,027,741	1,010,591	1,175,600	1,035,500
50201	Homeowner Prop Tax Subvention	191,535	188,300	211,600	191,700
50020	Sales Tax	51,321,860	45,707,162	49,198,300	53,650,000
50021	Half-Cent Sales Tax (Safety)	2,264,065	2,110,558	2,232,800	2,455,700
51615	Adult-Use Retail Cannabis Oper	2,679,374	0	0	0
50100	Commercial Cannabis - Cultivation Tax	2,000	87,727	200,000	250,000
50101	Commercial Cannabis - Distribution Tax	41,238	444,825	800,000	1,000,000
50102	Commercial Cannabis - Manufacturing Tax	7,000	102,329	100,000	150,000
50103	Commercial Cannabis - Testing Facility Tax	168,107	119,837	100,000	125,000
50104	Adult-Use Retail Business Cannabis Tax	4,397,319	10,947,403	16,900,000	18,000,000
50022	Sales Tax Measure X	13,636,350	61,796,957	61,432,700	65,000,000
Total TAXES		202,445,790	250,263,398	257,815,812	272,932,400

City of Santa Ana

General Fund Revenue Summary

Account Code	Account Description	ACTUAL FY 18-19	ACTUAL FY 19-20	REVISED FY 20-21	ADOPTED FY 21-22
USE OF MONEY					
58000	Earning On Investments	823,439	1,055,897	450,000	350,000
57361	Recreation Facility Rental	35,604	20,971	927	25,900
57362	Rental Of Stadium	97,502	128,728	12,436	93,700
57460	Jail Revenue Facility - PD	4,672	9,490	13,300	13,320
57462	Jail Revenue Facility - US Mar	10,027,605	11,189,220	12,154,219	11,716,200
57463	Jail Revenue Facility - Bureau	1,009,539	622,623	1,267,451	1,200,600
57464	Jail Revenue Facility - US Mar	4,481,400	3,520,965	2,678,926	2,980,800
57960	Rental Of Property	94,804	125,243	103,000	181,000
57390	PRCSA Godinez High School	(4,712)	6,162	0	0
Total USE OF MONEY		16,569,854	16,679,300	16,680,259	16,561,520
Subtotal Revenue		270,390,029	318,728,048	323,593,143	340,944,200
TRANSFERS-IN					
59000	Transfer From Fund 050			2,751,900	
59000	Transfer From Fund 025	250,000	0	0	0
Total TRANSFERS-IN		250,000	0	2,751,900	0
TOTAL GENERAL FUND RESOURCES		270,640,029	318,728,048	326,345,043	340,944,200

City of Santa Ana

General Fund Expenditure Summary

Acct. Unit	DEPARTMENT & DIVISION	ACTUAL FY 18-19	ACTUAL FY 19-20	BUDGET FY 20-21	ADOPTED FY 21-22
City Manager					
01103010	CITY MANAGER	2,536,336	1,824,320	1,727,880	2,256,280
01103017	CMO - SERVICE ENHANCEMENT	0	0	0	517,920
	Subtotal	2,536,336	1,824,320	1,727,880	2,774,200
City Council					
01104012	CITY COUNCIL LEGISLATIVE	448,941	486,568	489,780	569,280
	Subtotal	448,941	486,568	489,780	569,280
Clerk of the Council					
01107017	COTC - SERVICE ENHANCEMENT	0	0	0	415,000
01107031	CLERK OF THE COUNCIL - ADMIN	1,306,248	1,720,280	1,355,600	1,055,790
	Subtotal	1,306,248	1,720,280	1,355,600	1,470,790
City Attorney					
01108016	CAO - MMD AND ADULT USE	535,216	0	0	0
01108032	CITY ATTORNEY	2,777,227	2,789,266	2,950,260	2,955,140
	Subtotal	3,312,444	2,789,266	2,950,260	2,955,140
Human Resources					
01109017	HR - SERVICE ENHANCEMENT	0	0	0	115,540
01109050	HUMAN RESOURCES	1,699,480	1,920,922	2,897,790	3,339,650
	Subtotal	1,699,480	1,920,922	2,897,790	3,455,190
Finance Department					
01110016	FIN/MGMT SVS-MMD AND ADULT USE	35,248	0	0	0
01110017	FMSA-SERVICE ENHANCEMENT	0	0	0	291,510
01110100	FIN/MGMT SVS-MANAGEMENT & SUPT	1,075,490	1,218,234	1,327,440	1,515,780
01110110	FIN/MGMT SVS-ACCOUNTING	2,135,454	2,310,506	2,594,910	2,798,810
01110115	FIN/MGMT SVS-PAYROLL	734,970	929,111	963,660	958,620
01110120	FIN/MGMT SVS-PURCHASING	657,329	691,972	782,090	894,720
01110130	FIN/MGMT SVS-TREAS/CUST SVS	1,352,664	3,413,137	2,676,800	2,742,170
01110131	FIN/MGMT SVS-MUNICIPAL UTILITY SERVICES	0	0	928,940	1,214,880
	Subtotal	5,991,155	8,562,960	9,273,840	10,416,490
Library					
01111017	LIBRARY - SERVICE ENHANCEMENT	0	0	0	304,080
01111110	ADMINISTRATION	0	0	776,250	948,100
01111150	ADULT SERVICES	1,352,701	4,438,612	1,629,530	1,066,390
01111160	LIBRARY - YOUTH SERVICES	852,870	0	911,410	925,420
01111180	LIBRARY - YOUNG ADULT SERVICES	679,690	0	694,740	828,390
01111190	TECH & SUPPORT SVCS	1,540,291	0	1,446,960	1,791,960
	Subtotal	4,425,553	4,438,612	5,458,890	5,864,340
Parks, Rec. & Community Services					
01113017	PRCSA - SERVICE ENHANCEMENT	0	0	0	5,206,750
01113200	PRCSA - ADMINISTRATION	1,547,384	1,186,583	1,448,530	1,482,700
01113210	REC COMM SVS - STADIUM	195,275	0	0	0
01113220	PRCSA - ZOO	2,189,768	2,454,281	2,757,270	2,311,780
01113230	PRCSA - RECREATION & COMM. SVC	5,247,627	5,207,478	7,042,420	5,752,080
01113250	PRCSA - PARK FACILITIES	5,443,418	10,303,622	11,269,900	8,536,430
01113260	REC COMM SVS-FACILITIES MAINT	1,577,617	0	0	0
	Subtotal	16,201,090	19,151,965	22,518,120	23,289,740

Acct. Unit	DEPARTMENT & DIVISION	ACTUAL FY 18-19	ACTUAL FY 19-20	BUDGET FY 20-21	ADOPTED FY 21-22
Police Department					
01114016	PD - MMD AND ADULT USE	1,114,615	0	0	0
01114017	PD - SERVICE ENHANCEMENT	0	0	0	807,510
01114400	OFFICE OF THE CHIEF OF POLICE	1,968,107	1,459,682	1,665,950	1,487,810
01114401	FISCAL & BUDGET	1,181,270	1,281,149	1,668,030	1,692,290
01114402	HUMAN RESOURCES	1,081,992	865,882	880,700	785,230
01114403	BUILDING & FACILITY	4,045,742	4,485,066	3,381,800	3,627,750
01114404	BACKGROUNDS	1,365,326	1,575,734	1,724,250	1,602,240
01114405	TRAFFIC	7,184,942	7,715,471	8,038,410	7,741,890
01114410	TRAINING SERVICES	1,970,404	1,873,229	1,966,820	2,018,970
01114415	INTERNAL AFFAIRS	1,436,931	1,316,872	1,666,180	1,911,730
01114420	FIELD OPERATIONS	53,870,843	54,670,831	54,586,380	60,687,690
01114421	PD ATHLETIC & ACTIVITY LEAGUE	0	0	0	236,590
01114425	INFORMATION SERVICES	1,758,937	1,617,303	1,696,300	1,747,140
01114430	ANIMAL SERVICES	3,073,631	3,182,158	0	0
01114435	CRIMINAL INVESTIGATIONS	6,873,259	7,106,911	7,289,790	7,440,590
01114440	CRIMES AGAINST PERSONS	7,939,859	9,385,333	4,840,980	4,256,680
01114441	METROPOLITAN DIVISION	0	0	5,594,150	6,697,510
01114445	SPECIAL INVESTIGATIONS	3,103,497	2,015,198	1,710,260	1,591,680
01114448	EVIDENCE	1,012,339	842,323	883,560	773,830
01114450	CDC	1,296,022	1,174,243	1,502,150	1,424,810
01114455	FORENSIC SERVICES	2,315,269	2,278,463	2,714,200	2,457,410
01114460	RECORDS SERVICES	1,949,257	1,783,364	1,908,490	1,972,000
01114465	COMMUNICATIONS	6,065,859	5,971,344	7,303,570	7,266,370
01114470	VICE	5,742	262,542	434,940	444,870
01114471	INVESTIGATIONS SUPPORT SERVICE	0	1,502,183	1,717,510	1,844,500
01114475	JAIL OPERATIONS	19,432,889	18,753,444	19,634,120	19,821,610
01114480	REGIONAL NARCOTIC SUPPRESSION	1,406,483	961,772	617,410	263,320
01114485	HOMELAND SECURITY & CRIME PREV	458,947	189,227	255,960	261,680
01114490	TOBACCO RETAIL LICENSE PRG	157,546	51,290	226,150	218,800
	Subtotal	132,069,709	132,321,013	133,908,060	141,082,500
Fire Department					
01115330	FIRE SUPPRESSION/EMS	51,870,917	46,841,773	49,470,160	51,618,690
	Subtotal	51,870,917	46,841,773	49,470,160	51,618,690
Plng & Blg Agy					
01116016	PBA - MMD AND ADULT USE	127,532	0	0	0
01116017	PBA - SERVICE ENHANCEMENT	0	0	0	282,800
01116500	PLNG & BLG AGY-ADMINISTRATION	1,832,984	2,292,821	2,344,140	2,346,450
01116510	PLNG & BLG AGY-PLANNING	3,636,514	2,993,614	2,481,870	2,230,160
01116520	PLNG & BLG AGY-PERMIT & INS SV	1,931,532	1,812,022	2,012,320	2,107,160
01116530	PLNG & BLG AGY-PERMIT & PLN CK	2,095,943	1,950,218	1,997,360	2,415,350
01116540	PLNG & BLG AGY-COMM PRESERVA	1,220,274	1,161,545	1,811,520	1,632,060
01116550	PROACTIV RENTL ENFORCEMENT PRG	475,875	640,177	603,740	705,110
01116560	NEIGHBORHOOD INITIATIVES PROGR	595,236	582,183	583,480	634,460
01116570	ANIMAL SERVICES	0	0	3,189,240	3,181,730
	Subtotal	11,915,890	11,432,580	15,023,670	15,535,280

City of Santa Ana

General Fund Expenditure Summary

Acct. Unit	DEPARTMENT & DIVISION	ACTUAL FY 18-19	ACTUAL FY 19-20	BUDGET FY 20-21	ADOPTED FY 21-22
Public Works					
01117017	PWA - SERVICE ENHANCEMENT	0	0	0	1,596,620
01117605	PUB WKS-CITY FCLTIES LIC AGRMT	0	50,000	125,000	125,000
01117606	DEVELOPMENT ENGINEERING	0	0	0	550,000
01117620	PUB WKS-TRAFFIC/TRANS ENG	3,891,907	6,432,411	2,641,340	3,068,140
01117621	PUB WKS-BUS SHELTER PROGRAM	0	0	550,000	550,000
01117625	PUB WKS-ROADWAY MARKING/SIGNS	1,127,884	604,667	593,000	600,200
01117626	PUB WKS-SIDEWALKS	0	0	500,000	0
01117630	PUB WKS-STREET LIGHT MAINTENAN	2,152,271	3,379,908	3,136,470	3,333,350
01117642	PUB WKS-GRAFFITI ABATEMENT PROGRAM	1,101,594	781,923	1,488,130	1,508,020
01117643	PUB WKS-SANITATION SERVICES	1,661,378	3,753,219	4,964,630	3,558,760
01117644	PUB WKS-CROSSING GUARD	0	0	820,980	820,980
01117650	PUB WKS-SARTC MAINTENANCE	36,889	694,034	0	0
01117660	PUB WKS-ROAD MAINTENANCE	0	164	0	0
	Subtotal	9,971,922	15,696,326	14,819,550	15,711,070
Community Development					
01118017	CDA - SERVICE ENHANCEMENT	0	0	0	2,110,000
01118810	ECONOMIC DEVELOPMENT	916,920	1,402,782	930,770	918,150
01118811	HOMELESS SERVICES	255,284	356,927	524,890	401,510
01118812	CDA ADMIN	0	94,276	105,990	193,470
01118825	SALES TAX REBATE AGREEMENT	181,391	758,005	2,000,000	275,000
	Subtotal	1,353,596	2,611,990	3,561,650	3,898,130
Museum Fund					
01112030	BOWERS MUSEUM MAINTENANCE	1,472,784	1,472,977	1,473,430	1,474,030
	Subtotal	1,472,784	1,472,977	1,473,430	1,474,030
General Non-Dep					
01105015	GENERAL NON-DEPARTMENTAL	4,782,655	1,248,222	1,019,460	2,182,300
01105020	UNFUNDED LIABILITY (UAL)	0	37,491,249	41,617,330	47,024,480
	Subtotal	4,782,655	38,739,471	42,636,790	49,206,780
	TOTAL GENERAL FUND EXPENDITURES	249,358,719	290,011,023	307,565,470	329,321,650
Interfund Transfers					
01106019	Transfer to Fund 400 <i>Police Debt Service</i>	4,622,660	4,621,750	4,623,300	4,622,100
01106019	Transfer to Fun 404 <i>Police Bldg/Ross Annex Debt</i>	4,412,751	4,420,830	4,421,160	4,417,340
01106019	Transfer to Fund 051 <i>(Capital Project/Debt Payment)</i>	292,000	292,000	292,000	292,000
01106019	Transfer to Fund 074 <i>Civic Center Maintenance</i>	1,179,404	1,179,400	1,179,400	743,500
01106019	Transfer to Fund 012 <i>Cannabis Public Benefit</i>	0	8,805,315	6,766,700	13,016,700
01106019	Transfer to Fund 052 <i>Strategic Plan</i>	1,401,672	1,438,857	0	0
01106019	Transfer to Fund 067 <i>Santa Ana Regional Transportation Center</i>	0	0	1,100,000	1,081,870
		11,908,487	20,758,152	18,382,560	24,173,510
	TOTAL GENERAL FUND USES	261,267,206	310,769,175	325,948,030	353,495,160

Workforce Changes

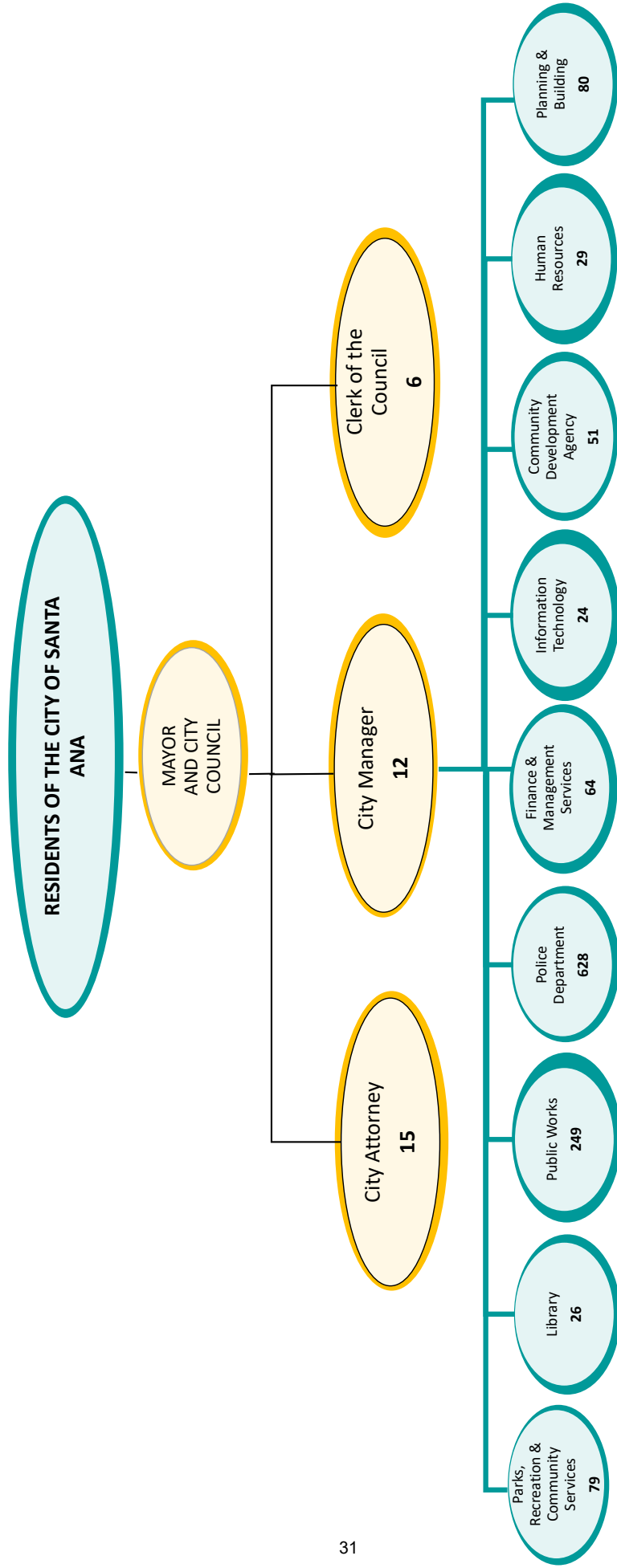


THIS PAGE INTENTIONALLY
LEFT BLANK





**FY 21-22
ORGANIZATION CHART AND FULL-TIME EMPLOYEES**



FY 21-22 Total Funded FT Positions: 1263

FY 21-22 POSITION INCREASES (DECREASES)			
Department	Position	Increase	Decrease
City Manager's Office	Management Assistant (UC)	1	
City Manager's Office	Executive Assistant (UC)		(1)
City Manager's Office	Equity and Inclusion Coordinator	1	
City Manager's Office	Executive Assistant (UC)	1	
City Manager's Office	Senior Management Assistant (UC)		(1)
City Manager's Office	Vietnamese Community Liaison	1	
Human Resources	Principal Human Resources Analyst (AM)	2	
Human Resources	Senior Human Resources Analyst (AM)		(2)
Human Resources	Principal Human Resources Analyst	1	
Human Resources	Senior Human Resources Technician (UC)		(1)
Human Resources	Employee Relations Manager (MM)	1	
Human Resources	Organizational Development and Training Manager (MM)	1	
Human Resources	Assistant Director of Human Resources (MM)		(1)
Human Resources	Payroll Systems Analyst (UC)	1	
Human Resources	Principal Management Analyst		(1)
Human Resources	Human Resources Operations Manager	1	
Human Resources	Senior Human Resources Analyst (AM)		(1)
Human Resources	Senior Human Resources Analyst (AM)	1	
Human Resources	Human Resources Analyst (UC)		(1)
Finance & Management Services	Payroll Technician	1	
Finance & Management Services	Data Entry Office Assistant	1	
Finance & Management Services	Senior Management Analyst	1	
Finance & Management Services	Management Analyst		(1)
Library	Senior Librarian		(1)
Library	Executive Secretary	1	
Parks, Rec, and Community Services	Youth Services Supervisor		(1)
Parks, Rec, and Community Services	Recreation Program Coordinator	1	
Police Department	Police Administrative Manager	1	
Police Department	Correctional Manager		(1)
Police Department	Senior Management Analyst	1	
Police Department	Management Analyst		(1)
Planning and Building	Code Enforcement Supervisor	1	
Planning and Building	Senior Office Assistant	1	
Planning and Building	Code Enforcement Officers	2	
Planning and Building	Management Aide	1	
Planning and Building	Senior Accounting Assistant		(1)
Planning and Building	Plans Examiner - Plumbing/Mechanical	1	
Planning and Building	Senior Plumbing/Mech Systems Specialist		(1)
Planning and Building	Assistant Director of Planning and Building	1	
Planning and Building	Code Enforcement Manager		(1)
Planning and Building	Permit Services Technician	1	
Public Works	Assistant Engineer	3	
Public Works	Associate Engineer	1	
Public Works	Civil Engineer	2	
Public Works	Corporate Yard Maintenance Attendant	1	
Public Works	Engineering Aide	1	
Public Works	Engineering Technician	1	
Public Works	Right-of-Way Coordinator	1	
Public Works	Senior Civil Engineer	1	
Public Works	Senior Office Assistant	1	
Public Works	Water Systems Operator II	2	
Public Works	Enterprise Program Manager	1	
Public Works	Civil Engineer	2	
Public Works	Associate Engineer		(2)
Public Works	Projects Manager		(1)
Public Works	Street Lighting Maintenance Worker	1	
Community Development	Community Development Analyst	1	
Community Development	Housing Specialist II	1	
Community Development	Senior Community Development Analyst	1	
Community Development	Senior Community Development Analyst (PTCS)	0	
Community Development	Homeless Services Division Manager (MM)	1	
Community Development	Homeless Services Manager (AM)		(1)
Total		49	(21)
Net Increase (Decrease)			28

PERSONNEL AND STAFFING

Department	FY 17-18	FY 18-19	FY 19-20	FY 20-21	FY 21-22 Workforce Changes	FY 21-22 Adopted
City Manager's Office	10	10	10	10	2	12
Clerk of the Council	5	5	5	6	0	6
City Attorney's Office	15	15	15	15	0	15
Human Resources	25	25	27	28	1	29
Finance and Management Services	104	67	69	62	2	64
Library	25	25	26	26	0	26
Parks, Recreation, and Community Services	47	48	63	79	0	79
Police Department	618	584	616	628	0	628
Planning and Building	70	67	72	75	5	80
Public Works	166	202	224	234	15	249
Community Development	46	46	47	48	3	51
Information Technology	17	21	24	24	0	24
Total	1148	1115	1198	1235	28	1263



**Full-Time Workforce Changes - FY 21-22
Organizational Changes - Additions/Deletions**

Department	Qty.	Position	Fiscal Impact	General Fund	Non-General Fund	Value in months for FY 21-22	Annual (12 months) Value
City Manager's Office	1	Vietnamese Community Liaison*	150,000	150,000	0	12 months	150,000
	1	*Pending HR Classification Review	150,000	150,000	0		150,000
Community Development Agency	1	Community Development Analyst	83,510	0	83,510	9 months	111,347
	1	Housing Specialist II	93,170	0	93,170	12 months	93,170
	2		176,680	0	176,680		204,517
Finance & Management Services	1	Payroll Technician	71,260	71,260	0	9 months	95,013
	1	Data Entry Office Assistant	59,360	59,360	0	9 months	79,147
	2	Reduction in Part-Time Staffing	(44,000)	(44,000)	0		(44,000)
	2		86,620	86,620	0		130,160
Planning and Building Agency	1	Code Enforcement Supervisor	88,240	0	88,240	9 months	117,653
	1	Senior Office Assistant	59,360	0	59,360	9 months	79,147
	2	Code Enforcement Officers	160,940	0	160,940	9 months	214,587
	1	Permit Services Technician	85,140	85,140	0	10 months	102,168
	5		393,680	85,140	308,540		513,555
Public Works Agency	3	Assistant Engineer	325,640	0	325,640	12 months	325,640
	1	Associate Engineer	139,040	0	139,040	12 months	139,040
	2	Civil Engineer	295,700	0	295,700	12 months	295,700
	1	Corporate Yard Maintenance Attendant	56,070	0	56,070	9 months	74,760
	1	Engineering Aide	88,260	0	88,260	12 months	88,260
	1	Engineering Technician	91,500	0	91,500	12 months	91,500
	1	Right-of-Way Coordinator	61,680	0	61,680	10 months	74,016
	1	Senior Civil Engineer	162,640	0	162,640	12 months	162,640
	1	Senior Office Assistant	65,790	0	65,790	10 months	78,948
	2	Water Systems Operator II	185,000	0	185,000	12 months	185,000
	1	Street Lighting Maintenance Worker	79,670	79,670	0	10 months	95,604
	15		1,550,990	79,670	1,471,320		1,611,108
Total Funded Positions	25		2,357,970	401,430	1,956,540		2,609,339

Full-Time Workforce Changes - FY 21-22 Reallocations

Department	Qty.	Position	Fiscal Impact	General Fund	Non-General Fund	Value in months for FY 21-22	Annual
							(12 months) Value
City Manager's Office	1	Management Assistant(UC)	119,740	119,740	0	12 months	119,740
	(1)	Executive Assistant(UC)	(108,130)	(108,130)	0	12 months	(108,130)
	1	Equity and Inclusion Coordinator*	0	0	0	12 months	0
	1	Executive Assistant(UC)	108,130	108,130	0	12 months	108,130
	(1)	Senior Management Assistant(UC)	(142,580)	(142,580)	0	12 months	(142,580)
1	<i>*Position will be funded by American Rescue Plan Act (ARPA)</i>		(22,840)	(22,840)	0		(22,840)
Community							
Development Agency	1	Senior Community Development Analyst	126,300	0	126,300	12 months	126,300
	0	Senior Community Development Analyst (PTCS)*	(94,510)	0	(94,510)	12 months	0
	1	Homeless Services Division Manager (MM)	176,220	176,220	0	12 months	176,220
	(1)	Homeless Services Manager (AM)	(166,060)	(166,060)	0	12 months	(166,060)
	1	<i>*Position is Part Time</i>		41,950	10,160	31,790	
Finance & Management Services							
Human Resources	1	Senior Management Analyst	129,680	129,680	0	12 months	129,680
	(1)	Management Analyst	(113,720)	(113,720)	0	12 months	(113,720)
	0		15,960	15,960	0		15,960
Human Resources	2	Principal Human Resources Analyst (AM)	358,680	358,680	0	12 months	358,680
	(2)	Senior Human Resources Analyst (AM)	(337,080)	(337,080)	0	12 months	(337,080)
	1	Principal Human Resources Analyst	177,430	177,430	0	12 months	177,430
	(1)	Senior Human Resources Technician (UC)	(102,330)	(102,330)	0	12 months	(102,330)
	1	Employee Relations Manager (MM)	85,330	85,330	0	6 months	170,660
	1	Organizational Development and Training Manager (MM)	83,190	83,190	0	6 months	166,380
	(1)	Assistant Director of Human Resources (MM)	(236,060)	(141,630)	(94,430)	12 months	(236,060)
	1	Payroll Systems Analyst (UC)	143,680	107,760	35,920	12 months	143,680
	(1)	Principal Management Analyst *	(143,680)	(107,760)	(35,920)	12 months	(143,680)
		<i>*Position under filled as Payroll Systems Analyst</i>					
Human Resources	1	Human Resources Operations Manager	175,070	175,070	0	12 months	175,070
	(1)	Senior Human Resources Analyst (AM)	(168,000)	(159,600)	(8,400)	12 months	(168,000)
	1	Senior Human Resources Analyst (AM)	137,260	0	137,260	12 months	137,260
(1)	Human Resources Analyst (UC)	(124,680)	0	(124,680)	12 months	(124,680)	
1		48,810	139,060	(90,250)			217,330

Full-Time Workforce Changes - FY 21-22 Reallocations

Department	Qty.	Position	Fiscal Impact	General Fund	Non-General Fund	Value in months for FY 21-22	Annual
							(12 months) Value
Library	(1)	Senior Librarian	(104,480)	(104,480)	0	12 months	(104,480)
	1	Executive Secretary	92,620	92,620	0	12 months	92,620
	0		(11,860)	(11,860)	0		(11,860)
Parks, Recreation and Community Services							
Youth Services Supervisor	(1)		(98,250)	(98,250)	0	12 months	(98,250)
	1	Recreation Program Coordinator	95,530	95,530	0	12 months	95,530
	0		(2,720)	(2,720)	0		(2,720)
Planning and Building Agency							
Management Aide	1		117,950	117,950	0	12 months	117,950
	(1)	Senior Accounting Assistant	(93,220)	(93,220)	0	12 months	(93,220)
	1	Plans Examiner - Plumbing/Mechanical	130,340	130,340	0	12 months	130,340
	(1)	Senior Plumbing/Mech Systems Specialist	(114,950)	(114,950)	0	12 months	(114,950)
	1	Assistant Director of Planning and Building*	235,040	235,040	0	12 months	235,040
	(1)	Code Enforcement Manager	(219,420)	(219,420)	0	12 months	(219,420)
	0	Contract Services Expenses reduction	(15,620)	(15,620)	0		(15,620)
0		40,120	40,120	0		40,120	
*Assistant Director of Planning and Building increment is funded by a reduction of Contract Services Expenses							
Police Department							
Police Administrative Manager	1		174,700	174,700	0	12 months	174,700
	(1)	Correctional Manager	(162,440)	(162,440)	0	12 months	(162,440)
	1	Senior Management Analyst*	145,460	145,460	0	12 months	145,460
	(1)	Management Analyst	(138,590)	(138,590)	0	12 months	(138,590)
	0	Misc. Operating Expenses reduction	(6,870)	(6,870)	0		(6,870)
0		12,260	12,260	0		12,260	
*Senior Management Analyst increment is funded by a reduction of Misc. Operating Expenses							
Public Works Agency							
Enterprise Program Manager	1		161,970	161,970	0	12 months	161,970
	2	Civil Engineer	321,800	321,800	0	12 months	321,800
	(2)	Associate Engineer/Associate Park & Landscape Planner	(369,750)	(369,750)	0	12 months	(369,750)
	(1)	Projects Manager	(162,510)	(162,510)	0	12 months	(162,510)
0		(48,490)	(48,490)	0		(48,490)	
Total Reallocation Change							
3		73,190	180,140	(106,950)			336,220

City Manager's Office Position Summary

Authorized Personnel	Funded FY 20-21	Workforce Changes	Funded FY 21-22
Assistant City Manager	1		1
Assistant to the City Manager (MM)	1		1
City Manager (EM)	1		1
Equity and Inclusion Coordinator ¹	0	1	1
Executive Assistant (UC)	3		3
Management Assistant(UC)	0	1	1
Public Affairs Information Officer	1		1
Secretary to the City Manager (UC)	1		1
Senior Management Assistant (Exempt) (UC)	2	(1)	1
Vietnamese Community Liason ²	0	1	1
<i>Funded Total</i>	10	2	12

¹ Position will be funded by American Rescue Plan Act (ARPA)

² Position Pending Human Resources classification review

GENERAL FUND TOTAL	11
FEDERAL/STATE GRANTS	1
TOTAL FUNDED POSITION	12

Clerk of the Council Position Summary			
Authorized Personnel	Funded FY 20-21	Workforce Changes	Funded FY 21-22
Assistant Clerk Of The Council (MM)	1		1
Clerk of the Council (EM)	1		1
Office Specialist	3		3
Senior Deputy Clerk of the Council	1		1
<i>Funded Total</i>	6	0	6

GENERAL FUND TOTAL	6
TOTAL FUNDED POSITION	<u>6</u>

**City Attorney's Office
Position Summary**

Authorized Personnel	Funded FY 20-21	Workforce Changes	Funded FY 21-22
City Attorney	1		1
Assistant City Attorney (MM)	4		4
Chief Assistant City Attorney (MM)	2		2
Deputy City Attorney (MM)	1		1
Executive Secretary (UC)	1		1
Paralegal (Exempt) (UC)	2		2
Senior Assistant City Attorney (MM)	2		2
Senior Paralegal (Exempt) (UC)	2		2
<i>Funded Total</i>	15	0	15

GENERAL FUND TOTAL	13
CANNABIS PUBLIC BENEFIT FUND	1
INTERNAL SERVICE FUND	1
TOTAL FUNDED POSITION	<u>15</u>

Human Resources Position Summary			
Authorized Personnel	Funded FY 20-21	Workforce Changes	Funded FY 21-22
Assistant Director of Human Resources (MM)	1	(1)	0
Benefits & Compensation Manager (MM)	1		1
Employee Relations Manager (MM)	0	1	1
Executive Dir Human Resources (EM)	1		1
Executive Secretary (UC)	1		1
Human Resources Analyst (UC)	2	(1)	1
Human Resources Specialist (UC)	2		2
Human Resources Technician (UC) ¹	6		6
Organizational Development and Training Manager (MM)	0	1	1
Payroll Systems Analyst (UC)	0	1	1
Human Resources Operations Manager	0	1	1
Principal Human Resources Analyst (AM)	0	3	3
Principal Management Analyst (AM) ²	1	(1)	0
Risk Management Analyst (UC)	1		1
Risk Management Assistant (UC)	1		1
Risk Management Supervisor (AM)	1		1
Risk Manager (MM)	1		1
Senior Human Resources Analyst (AM)	3	(2)	1
Senior Human Resources Specialist (UC)	3		3
Senior Human Resources Technician (UC)	3	(1)	2
Funded Total	28	1	29

¹ One Human Resources Technician position was transferred from Police Department, FY 20-21

² Position under filled as Payroll Systems Analyst

GENERAL FUND TOTAL	19.05
INTERNAL SERVICE FUND	9.35
SPECIAL REVENUE	0.60
TOTAL FUNDED POSITION	<u><u>29</u></u>

Library Position Summary

Authorized Personnel	Funded FY 20-21	Workforce Changes	Funded FY 21-22
Bibliographic Technician	1		1
Executive Secretary	0	1	1
Librarian	4		4
Library Operations Manager (MM)	1		1
Library Services Assistant	3		3
Library Services Director	1		1
Principal Librarian	4		4
Senior Librarian	9	(1)	8
Senior Library Technician (T)	1		1
Supervising Library Services Assistant	1		1
Youth Services Technician	1		1
<i>Funded Total</i>	26	0	26

GENERAL FUND TOTAL 26

TOTAL FUNDED POSITION 26

**Finance & Management Services
Position Summary**

Authorized Personnel	Funded FY 20-21	Workforce Changes	Funded FY 21-22
Accountant I	5		5
Accountant II	3		3
Accounting Manager (MM)	1		1
Accounts Payable Supervisor	1		1
Assistant Buyer	1		1
Assistant Dir of Finance and Management Svcs (MM)	1		1
Budget and Research Manager (AM)	1		1
Business Tax Collector/Inspector	3		3
Buyer	3		3
Central Services Supervisor	1		1
Customer Service Representative	6		6
Data Entry Office Assistant	0	1	1
Executive Dir Finance & Management Svcs (EM)	1		1
Executive Secretary (UC)	1		1
Financial Analyst (UC)	1		1
Management Analyst (UC)	1	(1)	0
Meter Reader Collector	4		4
Payroll Manager (AM)	1		1
Payroll Systems Analyst (UC)	1		1
Payroll Technician (UC)	3	1	4
Purchasing Specialist	2		2
Purchasing Supervisor	1		1
Reprographic Equipment Operator	1		1
Revenue Supervisor	1		1
Senior Accountant	3		3
Senior Accounting Assistant	3		3
Senior Accounting Assistant/Systems Technician	2		2
Senior Budget Analyst (UC)	2		2
Senior Financial Analyst (UC)	1		1
Senior Management Analyst(AM)	0	1	1
Senior Payroll Technician (UC)	1		1
Supervising Accountant	1		1
Treasury and Customer Services Manager (MM)	1		1
Treasury Services Supervisor	1		1
Utilities Billing/Systems Technician	2		2
Utilities Customer Service Supervisor	1		1
Funded Total	62	2	64

GENERAL FUND TOTAL 60.15

CANNABIS PUBLIC BENEFIT FUND 0.85

INTERNAL SERVICE FUND 2

FEDERAL/STATE GRANTS 1

TOTAL FUNDED POSITION 64

**Parks, Recreation, and Community Services
Position Summary**

Authorized Personnel	Funded FY 20-21	Workforce Changes	Funded FY 21-22
Accounting Assistant	1		1
Administrative Services Manager (MM)	1		1
Assistant Parks/Landscape Planner	1		1
Associate Park and Landscape Planner	1		1
Recreation and Community Events Supervisor	1		1
Recreation and Community Services Supervisor	6		6
Executive Dir of Parks & Rec & Community Svcs (EM)	1		1
Executive Secretary (UC) *	1		1
General Maintenance Leader	1		1
General Maintenance Supervisor	1		1
General Maintenance Worker	8		8
Graphics Designer I	1		1
Lead Accounting Assistant	1		1
Maintenance Assistant	2		2
Management Aide (UC)	3		3
Management Analyst (UC)	1		1
Park Services Inspector II	8		8
Park Services Inspection Supervisor	2		2
Park Services Superintendent	1		1
Recreation and Community Services Manager (MM)	1		1
Recreation Leader	12		12
Recreation Program Coordinator	5	1	6
Senior Accounting Assistant	2		2
Senior Management Analyst (AM)	1		1
Youth Services Supervisor **	1	(1)	0
Zoo Curator	1		1
Zoo Curator of Education	1		1
Zoo Curator of Health	1		1
Zoo Education Specialist	2		2
Zoo Keeper I	6		6
Zoo Keeper II	2		2
Zoo Manager (MM)	1		1
Zoo Operations Coordinator	1		1
Funded Total	79	0	79

* One position added during FY 19-20

** Position moved from Library

GENERAL FUND TOTAL	70
CANNABIS PUBLIC BENEFIT FUND	5
OTHER RESTRICTED FUND	4
TOTAL FUNDED POSITION	<u>79</u>

**Police Department
Position Summary**

Authorized Personnel	Funded FY 20-21	Workforce Changes	Funded FY 21-22
Accounting Assistant	3		3
Background Investigator	2		2
Correctional Manager (RM)	1	(1)	0
Correctional Officer	73		73
Correctional Supervisor	9		9
Crime Research Analyst	4		4
DNA Coordinator	1		1
Emergency Operations Coordinator	1		1
Executive Secretary to the Police Chief (UC)	1		1
Firearms Examiner	1		1
Forensic Services Supervisor	2		2
Forensic Specialist I	9		9
Forensic Specialist II	2		2
Graphics Designer I	1		1
Human Resources Specialist (UC) ¹	2		2
Human Resources Technician (UC) ²	0		0
Lead Correctional Records Specialist	4		4
Lead Police Records Specialist	3		3
Management Aide (UC)	1		1
Management Analyst (UC)	1	(1)	0
Micro Systems Technician	2		2
Park Ranger	2		2
Parking Control Officer	8		8
Police Administrative Budget Manager (RM)	1		1
Police Administrative Manager (RM)	1	1	2
Police Athletic/Activities League Assist. Director	1		1
Police Captain (RM)	3		3
Police Chief (EM)	1		1
Police Communications Manager (RM)	1		1
Police Communications Supervisor	4		4
Police Community Services Specialist	1		1
Police Evidence and Supply Specialist	9		9
Police Evidence and Supply Supervisor	2		2
Police Fiscal Services Supervisor	1		1
Police Investigative Specialist	10		10
Police Lieutenant (RM)	14		14
Police Officer ³	314		314
Police Photo/Video Specialist	1		1
Police Records Supervisor	2		2
Police Sergeant	44		44
Police Services Dispatcher	35		35
Police Service Officer	6		6
Police Systems Manager (RM)	1		1
Police Systems Support Analyst	1		1
Range master	1		1
Security Electronics Technician	1		1
Senior Accounting Assistant	1		1
Senior Correctional Records Specialist	8		8
Senior Human Resources Analyst (AM)	1		1
Senior Management Analyst ⁴	0	1	1
Senior Office Assistant	15		15
Senior Parking Control Officer	1		1
Senior Police Records Specialist	11		11
Systems Administrator	2		2
Video Technician	1		1
Funded Total	628	0	628

¹ Human Resource Specialist added per resolution#2020-101

² One Human Resources Technician position was transferred to Human Resources Department, FY 20-21

³ 10 Police Officers funded through COPS Grant on 9/15/20

⁴ Senior Management Analyst funding increment is being transferred from Misc. Operating Expenses in PD Fiscal 01114401

**Police Department
Position Summary**

Authorized Personnel	Unfunded FY 20-21	ADOPTED Funding	Unfunded FY 21-22
Police Officer	8		8
<i>Unfunded Total</i>	8	0	8

GENERAL FUND TOTAL	605.90
CANNABIS PUBLIC BENEFIT FUND	6
ENTERPRISE FUND	3
OTHER RESTRICTED FUND	7
GRANT FUND	6.10
TOTAL FUNDED POSITION	628
TOTAL UNFUNDED POSITION	8
TOTAL PD POSITION	<u>636</u>

**Planning and Building Agency
Position Summary**

Authorized Personnel	Funded FY 20-21	Workforce Changes	Funded FY 21-22
Administrative Services Manager (MM)	1		1
Animal Service Officer I	2		2
Assistant Director of Planning and Building	0	1	1
Assistant Plan Check Engineer II	1		1
Assistant Planner I	2		2
Assistant Planner II	1		1
Associate Plan Check Engineer	1		1
Associate Planner	3		3
Building Safety Manager (MM)	1		1
Code Enforcement Associate	2		2
Code Enforcement Manager (MM)	1	(1)	0
Code Enforcement Officer	14	2	16
Code Enforcement Principal (AM)	2		2
Code Enforcement Supervisor	1	1	2
Combination Building Inspector	10		10
Executive Dir Planning and Bldg. Safety (EM)	1		1
Executive Secretary (UC)	1		1
Management Aide	0	1	1
Management Analyst (UC)	1		1
Permit Services Processor	2		2
Permit Services Supervisor	1		1
Permit Services Technician	2	1	3
Planning Assistant	1		1
Planning Commission Secretary	1		1
Planning Manager (MM)	1		1
Plans Examiner	1		1
Plans Examiner - Plumbing/Mechanical	0	1	1
Principal Planner (AM)	2		2
Receptionist	1		1
Secretary	1		1
Senior Accounting Assistant	1	(1)	0
Senior Combination Building Inspector	2		2
Senior Community Planner	2		2
Senior Office Assistant	4	1	5
Senior Office Specialist	1		1
Senior Plan Check Engineer	3		3
Senior Planner	3		3
Senior Plumbing/Mechanical Systems Spec.	1	(1)	0
Funded Total	75	5	80

GENERAL FUND TOTAL 71.15

SPECIAL REVENUE PROGRAMS 0.85

CANNABIS PUBLIC BENEFIT FUND 8

TOTAL FUNDED POSITION 80

**Public Works Agency
Position Summary**

Authorized Personnel	Funded FY 20-21	Workforce Changes	Funded FY 21-22
Accounting Assistant	2		2
Administrative Services Manager (MM)	1		1
Assistant Engineer ¹	12	3	15
Associate Engineer	14	0	14
Assistant Instrument Technician	2		2
Assistant Public Works Maintenance Manager (AM)	1		1
Assistant Traffic Operations Engineer	1		1
Associate Park and Landscape Planner	1	(1)	0
Building Maintenance Supervisor	2		2
Building Maintenance Technician	9		9
Civil Engineer	1	4	5
Community Liaison	1		1
Construction Inspector	6		6
Contracts Administrator	4		4
Corporate Yard Maintenance Attendant	0	1	1
Data Entry Office Asst	1		1
Deputy City Engineer (MM)	1		1
Deputy Public Works Director / City Engineer (MM)	1		1
Deputy Public Works Director / Maintenance Services Manager (MM)	1		1
Deputy Public Works Director/Construction Services Manager (MM)	1		1
Deputy Public Works Director/Water Resources Manager (MM)	1		1
Engineering Aide	5	1	6
Engineering Technician	5	1	6
Enterprise Program Manager	0	1	1
Equipment Operator	4		4
Equipment Operator - Water Services	8		8
Executive Dir Public Works (EM)	1		1
Executive Secretary (UC)	1		1
Facilities Maintenance Manager (AM)	1		1
Fleet Parts Specialist	2		2
Fleet Services Manager (AM)	1		1
Fleet Services Supervisor	2		2
Fleet Services Technician II	9		9
Fleet Services Technician III	4		4
Instrument Technician	1		1
Lead Accounting Assistant	1		1
Maintenance Worker II	14		14
Management Aide (UC)	3		3
Management Analyst (UC)	3		3
NPDES Manager	1		1
Principal Civil Engineer (MM)	4		4
Principal Management Analyst (AM)	1		1
Projects Manager	4	(1)	3
Public Works Crew Leader	3		3
Public Works Dispatcher	1		1
Public Works Projects Specialist ²	3		3
Public Works Safety Coordinator	1		1
Records Specialist	1		1
Right-of-Way Coordinator	0	1	1

**Public Works Agency
Position Summary**

Authorized Personnel	Funded FY 20-21	Workforce Changes	Funded FY 21-22
Sanitation Inspector II	5		5
Senior Accounting Assistant	6		6
Senior Civil Engineer	10	1	11
Senior Construction Inspector	2		2
Senior Engineer	1		1
Senior Management Analyst	2		2
Senior Office Assistant	8	1	9
Senior Water Services Supervisor	1		1
Stock Clerk	1		1
Stores & City Yard Property Specialist	1		1
Stormwater Coordinator	1		1
Street Lighting Maintenance Worker	1	1	2
Street Maintenance Supervisor	3		3
Survey Party Chief	1		1
Systems Technician	1		1
Tree Maintenance Supervisor	1		1
Tree Trimmer	2		2
Water Services Crew Leader	2		2
Water Services Meter Repairer II	4		4
Water Services Production Supervisor	1		1
Water Services Quality Coordinator	1		1
Water Services Quality Inspector	4		4
Water Services Quality Supervisor	1		1
Water Services Supervisor	3		3
Water Services Utility Inspector	2		2
Water Services Worker II	14		14
Water Systems Electrician	2		2
Water Systems Operator II	3	2	5
Water Systems Operator III	3		3
Funded Total	234	15	249

¹ One Assistant Engineer relocated from Engineer Technician per Resolution#2020-101

² One Public Works Projects Specialist was reallocated from Management Aide by Resolution#2020-101

GENERAL FUND TOTAL	30.65
OTHER RESTRICTED FUND	3.87
ENTERPRISE FUND	113.56
INTERNAL SERVICE FUND	100.92
TOTAL FUNDED POSITION	<u>249</u>

**Community Development Agency
Position Summary**

Authorized Personnel	Funded FY 20-21	Workforce Changes	Funded FY 21-22
Arts & Culture Specialist	1		1
Community Development Analyst	2	1	3
Community Development Commission Secretary	1		1
Economic Development Manager (MM)	1		1
Economic Development Specialist II	2		2
Economic Development Specialist III	2		2
Executive Dir Community Development (EM)	1		1
Homeless Services Manager (AM)	1	(1)	0
Homeless Services Division Manager (MM)	0	1	1
Housing Authority Analyst	1		1
Housing Authority Operations Supervisor	1		1
Housing Division Manager (MM)	1		1
Housing Programs Analyst	1		1
Housing Specialist II	6	1	7
Loan Specialist	1		1
Management Analyst (UC)	2		2
Parking Meter Technician I	1		1
Parking Meter Technician II	3		3
Principal Management Analyst (AM)	1		1
Residential Construction Specialist	1		1
Senior Accounting Assistant	1		1
Senior Community Development Analyst ¹	0	1	1
Senior Housing Specialist	2		2
Senior Office Assistant	3		3
Senior Residential Construction Specialist	1		1
Workforce Specialist II	10		10
Workforce Specialist IV	1		1
	48	3	51

¹Part time position became full time

GENERAL FUND TOTAL	5.30
ENTERPRISE FUND	6.10
FEDERAL/STATE GRANTS	35.65
OTHER RESTRICTED FUND	3.95
TOTAL FUNDED POSITION	<u>51.0</u>

Information Technology Position Summary

Authorized Personnel	Funded FY 20-21	Workforce Changes	Funded FY 21-22
Applications/Tech Support Manager	1		1
Chief Technology Innovations Officer	1		1
Executive Secretary	1		1
GIS Administrator	1		1
GIS System Analyst/ Programmer	2		2
Information Services & Network Manager	1		1
Information Services Representative	1		1
Micro Systems Technician	3		3
Network Spec./WAN Systems Administrator	1		1
Principal Programmer Analyst	5		5
Programmer Analyst	1		1
Senior Programmer Analyst	2		2
Senior Systems Administrator	1		1
Systems Support Analyst	1		1
Telecommunications Coordinator	1		1
Web Systems Technician	1		1
	24	0	24

INTERNAL SERVICE FUNDS 24

TOTAL FUNDED POSITION 24

Capital Improvement Program



THIS PAGE INTENTIONALLY
LEFT BLANK



**CITY OF SANTA ANA
ONE YEAR CAPITAL IMPROVEMENT PROGRAM
FY 2021-22**

PROJECTS	OTHER	CDBG	CAPITAL OUTLAY	WATER CAPITAL	SEWER	AREA FEES	A & D FUNDS	MEASURE M2	GAS TAX	TOTAL
I. STREET IMPROVEMENTS										
FY 21/22 ALLEY REHABILITATION										
1 . Alley Improvement Program								145,915		145,915
<i>Subtotal FY21/22 ALLEY REHABILITATION</i>								<i>145,915</i>		<i>145,915</i>
FY 21/22 PLANNING										
2 . Pavement Management								325,000		325,000
3 . Project Development								125,000		125,000
4 . Right-of-Way Management								350,000		350,000
<i>Subtotal FY21/22 PLANNING</i>								<i>800,000</i>		<i>800,000</i>
FY 21/22 INDUSTRIAL STREET REHABILITATION										
5. Garnsey Business District Improvements	4,334,666	588								4,334,666
<i>Subtotal FY21/22 NEIGHBORHOOD STREET REHABILITATION</i>	<i>4,334,666</i>									<i>4,334,666</i>
FY 21/22 LOCAL STREET RESURFACING										
6. Local Street Preventative Maintenance								3,000,000		3,000,000
<i>Subtotal FY21/22 LOCAL STREET RESURFACING</i>								<i>3,000,000</i>		<i>3,000,000</i>
FY 21/22 ARTERIAL STREET REHABILITATION										
7. Bristol Street Rehabilitation: Santa Clara to Memory Lane	940,000	8								940,000
8. Grand Avenue Rehabilitation: Warner to Edinger	1,668,221	8								1,668,221
9. Main Street Rehabilitation: MacArthur Blvd to Dyer Rd	1,680,000	8								1,680,000
10. Westminster Avenue Rehabilitation: Newhope St to Harbor Blvd	1,335,892								164,108	1,500,000
<i>Subtotal FY21/22 ARTERIAL STREET REHABILITATION</i>	<i>5,624,113</i>								<i>164,108</i>	<i>5,788,221</i>
FY 21/22 STREET/BRIDGE IMPROVEMENTS & WIDENING										
11 . Bristol Street and Memory Lane Intersection Widening									400,000	400,000
12 . Bristol Street Improvements and Widening: Phase 4 - Warner to Saint Andrew	50,000									50,000
13 . Fairview Bridge and Street Improvements									830,000	830,000
14. Warner Avenue Improvements: Phase 2 - Oak to Grand									1,000,000	1,000,000
<i>Subtotal FY21/22 STREET/BRIDGE IMPROVEMENTS & WIDENING</i>	<i>50,000</i>								<i>1,230,000</i>	<i>2,280,000</i>
TOTAL STREET IMPROVEMENTS										
	10,008,779							3,945,915	1,394,108	16,348,802
II. TRAFFIC IMPROVEMENTS										
FY 21/22 TRAFFIC IMPROVEMENTS										
15. Bristol Street and Santa Clara Avenue Signal Modification	23,800	6								23,800
16. Citywide Speed Limit Study								70,000		70,000
17. First Street Corridor Traffic Signal Synchronization								380,000		380,000

CITY OF SANTA ANA
ONE YEAR CAPITAL IMPROVEMENT PROGRAM
FY 2021-22

PROJECTS	OTHER	CDBG	CAPITAL OUTLAY	WATER CAPITAL	SEWER	AREA FEES	A & D FUNDS	MEASURE M2	GAS TAX	TOTAL
18. Traffic Signal Equipment Replacement								100,000		100,000
<i>Subtotal FY21/22 TRAFFIC IMPROVEMENTS</i>	23,800							550,000		573,800
FY 21/22 TRAFFIC SAFETY / MOBILITY										
19. Fremont Elementary and Spurgeon Intermediate SRTS	4,849,000 ¹									4,849,000
20. Legacy Square Transportation Improvements	1,997,865 ²									1,997,865
21. Pedestrian Improvements								285,000		285,000
22. Safe Mobility Santa Ana Update	147,000 ⁶							33,000		180,000
<i>Subtotal FY21/22 TRAFFIC SAFETY / MOBILITY</i>	6,993,865							333,000	285,000	7,311,865
FY 21/22 PLANNING										
23. Bike Lane Project Development								80,000		80,000
24. Traffic Management Plans								50,000		50,000
25. Traffic Safety Project Development								50,000		50,000
<i>Subtotal FY21/22 PLANNING</i>								180,000		180,000
TOTAL TRAFFIC IMPROVEMENTS										
	7,017,665							763,000	285,000	8,065,665

III. UTILITY/DRAINAGE/LIGHTING IMPROVEMENTS

FY 21/22 SEWER IMPROVEMENTS										
26. Fairhaven Neighborhood Sewer Main Improvements					300,000					300,000
27. Industrial Streets Sewer Main Improvements Phase I					225,000					225,000
28. Lincoln Avenue Sewer Main Improvements					800,000					800,000
29. NE Annex Septic to Sewer Conversion					840,000					840,000
30. Rene Drive Sewer Main Upgrade					590,000					590,000
31. Santa Ana Memorial Neighborhood Sewer Main Improvements					225,000					225,000
32. Willard Neighborhood Sewer Main Improvements					130,000					130,000
33. Wright Street Sewer Main Improvements					737,000					737,000
<i>Subtotal FY21/22 SEWER IMPROVEMENTS</i>					5,547,000					3,847,000
FY 21/22 WATER IMPROVEMENTS										
34. Bristol Street Water Main Improvements Phase 3A - Civic Center to Washington				50,000						50,000
35. East & West Reservoirs Chlorine Buildings				1,000,000						1,000,000
36. Euclid Street Water Main Improvements				2,500,000						2,500,000
37. Fairview Street Water Main Improvements				2,500,000						2,500,000
38. Gurnsey Street Business District Water Main Improvements				820,000						820,000
39. Grovoment Street Water Main Improvements				2,100,000						2,100,000
40. Industrial Streets Water Main Improvements Phase I				1,500,000						1,500,000
41. Lincoln Avenue Water Main Improvements				800,000						800,000

**CITY OF SANTA ANA
ONE YEAR CAPITAL IMPROVEMENT PROGRAM**

FY 2021-22

PROJECTS	OTHER	CDBG	CAPITAL OUTLAY	WATER CAPITAL	SEWER	AREA FEES	A & D FUNDS	MEASURE M2	GAS TAX	TOTAL
42. NE Annex Septic to Sewer Improvements			1,425,000							1,425,000
43. SA-1 Hydropower Generation Project			1,700,000							1,700,000
44. South Main Street Water Main Improvements			1,100,000							1,100,000
<i>Subtotal FY21/22 WATER IMPROVEMENTS</i>			<i>15,495,000</i>							<i>15,495,000</i>
FY 21/22 STORM DRAIN/WATER QUALITY										
45. Stormwater Channel Fencing Upgrades	400,000 4									400,000
<i>Subtotal FY21/22 STORM DRAIN/WATER QUALITY</i>	<i>400,000</i>									<i>400,000</i>
FY 21/22 MUNICIPAL FACILITIES										
46. Pressure Reducing Vault Power & Controls Improvements			1,380,000							1,380,000
47. Well No. 32 - Rehabilitation			2,250,000							2,250,000
<i>Subtotal FY21/22 MUNICIPAL FACILITIES</i>			<i>3,630,000</i>							<i>3,630,000</i>
TOTAL UTILITY/DRAINAGE/LIGHTING IMPROVEMENTS	400,000		19,125,000		5,547,000					23,372,000

IV. PARK FACILITY IMPROVEMENTS

FY 21/22 PARK FACILITY

48. City of Santa Ana Dog Park			1,100,000							1,100,000
49. City Park Splash Pads (Various Sites)	5,343,520 10									5,343,520
50. Dan Young Soccer Field Sports Lights			418,200							418,200
51. El Salvador Park Basketball Court & Court Lighting Renovation							300,000			300,000
52. New Stadium Scoreboard and Marquee			200,000				200,000			200,000
53. Riverview Park Ballfield Sports Lighting Renovation							200,000			200,000
54. Santa Anita Park Synthetic Turf & Shade Structure							156,000			156,000
55. Stadium Synthetic Turf Renovation							818,000			818,000
<i>Subtotal FY21/22 PARK FACILITY</i>	<i>5,343,520</i>		<i>1,518,200</i>				<i>1,674,000</i>			<i>8,535,720</i>
TOTAL PARK FACILITY IMPROVEMENTS	5,343,520		1518200				1,674,000			8,535,720

V. INFRASTRUCTURE IMPROVEMENTS

FY 21/22 FACILITY

56. Project W Bus Shelter Project								1,030,000		1,030,000
<i>Subtotal FY21/22 FACILITY</i>								<i>1,030,000</i>		<i>1,030,000</i>
TOTAL INFRASTRUCTURE IMPROVEMENTS								1,030,000		1,030,000

GRAND TOTAL ONE YEAR CIP PROJECTS

22,769,964	1,518,200	19,125,000	5,547,000	1,000,000	1,674,000	5,738,915	1,679,108	1,030,000	57,352,187
-------------------	------------------	-------------------	------------------	------------------	------------------	------------------	------------------	------------------	-------------------

**CITY OF SANTA ANA
ONE-YEAR CAPITAL IMPROVEMENT PROGRAM
FY 2021 - 2022**

"OTHER" FUNDING SOURCES

- (1) ACTIVE TRANSPORTATION PROGRAM - STATE
- (2) AFFORDABLE HOUSING SUSTAINABLE COMMUNITIES
- (3) CONGESTION MANAGEMENT AND AIR QUALITY
- (4) FEDERAL CLEAN WATER ENTERPRISE
- (5) REFUSE - MAINTENANCE
- (6) ACTIVE TRANSPORTATION PROGRAM - FEDERAL
- (7) CELL TOWER REVENUE
- (8) SB-1 ROAD MAINTENANCE AND REHABILITATION ACCOUNT
- (9) DRAINAGE AREA FEE: AREA IV
- (10) PRCSA YOUTH SERVICES

Seven Year Capital Improvement Program



THIS PAGE INTENTIONALLY
LEFT BLANK



**CITY OF SANTA ANA
SEVEN YEAR CAPITAL IMPROVEMENT PROGRAM**

FY 2022 - FY 2028

PROJECTS	CDBG	CAPITAL OUTLAY	WATER CAPITAL	SEWER	AREA FEES	A & D FUNDS	MEASURE M2	GAS TAX	TOTAL
I. STREET IMPROVEMENTS									
FY 21/22 ALLEY REHABILITATION									
1 . Alley Improvement Program							145,915		145,915
<i>Subtotal FY21/22 ALLEY REHABILITATION</i>							<i>145,915</i>		<i>145,915</i>
FY 21/22 PLANNING									
2 . Pavement Management							325,000		325,000
3 . Project Development							125,000		125,000
4 . Right-of-Way Management							350,000		350,000
<i>Subtotal FY21/22 PLANNING</i>							<i>800,000</i>		<i>800,000</i>
FY 21/22 NEIGHBORHOOD STREET REHABILITATION									
5 . Garnsey Business District Improvements				4,334,666 ^{5&8}					4,334,666
<i>Subtotal FY21/22 NEIGHBORHOOD STREET REHABILITATION</i>				<i>4,334,666</i>					<i>4,334,666</i>
FY 21/22 LOCAL STREET RESURFACING									
6 . Local Street Preventative Maintenance							3,000,000		3,000,000
<i>Subtotal FY21/22 LOCAL STREET RESURFACING</i>							<i>3,000,000</i>		<i>3,000,000</i>
FY 21/22 ARTERIAL STREET REHABILITATION									
5 ⁹ Bristol Street Rehabilitation: Santa Clara to Memory Lane				940,000 ⁸					940,000
8 . Grand Avenue Rehabilitation: Warner to Fdinger				1,668,221 ⁸					1,668,221
9 . Main Street Rehabilitation: MacArthur Blvd to Dyer Rd				1,680,000 ⁸					1,680,000
10 . Westminster Avenue Rehabilitation: Newhope St to Harbor Blvd				1,335,892				164,108	1,500,000
<i>Subtotal FY21/22 ARTERIAL STREET REHABILITATION</i>				<i>5,624,113</i>					<i>5,788,221</i>
FY 21/22 STREET/BRIDGE IMPROVEMENTS & WIDENING									
11 . Bristol Street and Memory Lane Intersection Widening								400,000	400,000
12 . Bristol Street Improvements and Widening: Phase 4 - Warner to Saint Andrew				50,000					50,000
13 . Fairview Bridge and Street Improvements								830,000	830,000
14 . Warner Avenue Improvements: Phase 2 - Oak to Grand				1,000,000					1,000,000
<i>Subtotal FY21/22 STREET/BRIDGE IMPROVEMENTS & WIDENING</i>				<i>50,000</i>				<i>1,394,108</i>	<i>2,280,000</i>
FY 22/23 PLANNING									
15 . Pavement Management							250,000		250,000
16 . Project Development							150,000		150,000
17 . Right-of-Way Management							150,000		150,000
18 . Local Street Preventative Maintenance							3,000,000		3,000,000
<i>Subtotal FY22/23 PLANNING</i>							<i>3,550,000</i>		<i>3,550,000</i>
FY 23/24 PLANNING									

**CITY OF SANTA ANA
SEVEN YEAR CAPITAL IMPROVEMENT PROGRAM**

FY 2022 - FY 2028

PROJECTS	CDBG	OTHER	CAPITAL OUTLAY	WATER CAPITAL	SEWER	AREA FEES	A & D FUNDS	MEASURE M2	GAS TAX	TOTAL
19 . Pavement Management								400,000		400,000
20 . Project Development								150,000		150,000
21 . Right-of-Way Management								150,000		150,000
22 . Local Street Preventative Maintenance								3,000,000		3,000,000
<i>Subtotal FY23/24 PLANNING</i>								<i>3,700,000</i>		<i>3,700,000</i>
FY 24/25 PLANNING										
23 . Pavement Management								250,000		250,000
24 . Project Development								150,000		150,000
25 . Right-of-Way Management								150,000		150,000
26 . Local Street Preventative Maintenance								3,000,000		3,000,000
<i>Subtotal FY24/25 PLANNING</i>								<i>3,550,000</i>		<i>3,550,000</i>
FY 25/26 PLANNING										
27 . Pavement Management								400,000		400,000
28 . Project Development								150,000		150,000
29 . Right-of-Way Management								150,000		150,000
30 . Local Street Preventative Maintenance								3,000,000		3,000,000
<i>Subtotal FY25/26 PLANNING</i>								<i>3,700,000</i>		<i>3,700,000</i>
FY 26/27 PLANNING										
31 . Pavement Management								250,000		250,000
32 . Project Development								150,000		150,000
33 . Right-of-Way Management								150,000		150,000
34 . Local Street Preventative Maintenance								3,000,000		3,000,000
<i>Subtotal FY26/27 PLANNING</i>								<i>3,550,000</i>		<i>3,550,000</i>
FY 27/28 PLANNING										
35 . Pavement Management								400,000		400,000
36 . Project Development								150,000		150,000
37 . Right-of-Way Management								150,000		150,000
38 . Local Street Preventative Maintenance								3,000,000		3,000,000
<i>Subtotal FY27/28 PLANNING</i>								<i>3,700,000</i>		<i>3,700,000</i>
FY 27/28 ARTERIAL STREET REHABILITATION										
39 . Bristol Street and Segerstrom Avenue Improvements								1,000,000		1,000,000
40 . Bristol Street and 1st Street Improvements								3,000,000		3,000,000
<i>Subtotal FY27/28 ARTERIAL STREET REHABILITATION</i>								<i>4,000,000</i>		<i>4,000,000</i>
TOTAL STREET IMPROVEMENTS		10,008,779				1,000,000		29,695,915	1,394,108	42,098,802

**CITY OF SANTA ANA
SEVEN YEAR CAPITAL IMPROVEMENT PROGRAM**

FY 2022 - FY 2028

PROJECTS	OTHER	CDBG	CAPITAL OUTLAY	WATER CAPITAL	SEWER	AREA FEES	A & D FUNDS	MEASURE M2	GAS TAX	TOTAL
II. TRAFFIC IMPROVEMENTS										
FY 21/22 TRAFFIC IMPROVEMENTS										
41. Bristol Street and Santa Clara Avenue Signal Modification	23,800							70,000		23,800
42. Citywide Speed Limit Study								380,000		70,000
43. First Street Corridor Traffic Signal Synchronization								100,000		380,000
44. Traffic Signal Equipment Replacement								550,000		100,000
<i>Subtotal FY21/22 TRAFFIC IMPROVEMENTS</i>	<i>23,800</i>									<i>573,800</i>
FY 21/22 TRAFFIC SAFETY / MOBILITY										
45 . Fremont Elementary and Spurgeon Intermediate SRTS	4,849,000 ¹									4,849,000
46. Legacy Square Transportation Improvements	1,997,865 ²									1,997,865
47 . Pedestrian Improvements								285,000		285,000
48 . Safe Mobility Santa Ana Update	147,000 ⁷							33,000		180,000
<i>Subtotal FY21/22 TRAFFIC SAFETY / MOBILITY</i>	<i>6,993,865</i>								<i>285,000</i>	<i>7,311,865</i>
FY 21/22 PLANNING										
49 . Bike Lane Project Development								80,000		80,000
50 . Traffic Management Plans								50,000		50,000
51 . Traffic Safety Project Development								50,000		50,000
<i>Subtotal FY21/22 PLANNING</i>								<i>180,000</i>		<i>180,000</i>
FY 22/23 TRAFFIC IMPROVEMENTS										
45 Bristol Street and Santa Clara Avenue Signal Modification	297,100 ⁶									297,100
52 . Traffic Signal Equipment Replacement								100,000		100,000
<i>Subtotal FY22/23 TRAFFIC IMPROVEMENTS</i>	<i>297,100</i>									<i>397,100</i>
FY 22/23 PLANNING										
53 . Bike Lane Project Development								80,000		80,000
54 . Traffic Management Plans								50,000		50,000
55 . Traffic Safety Project Development								50,000		50,000
<i>Subtotal FY22/23 PLANNING</i>								<i>180,000</i>		<i>180,000</i>
FY 23/24 TRAFFIC IMPROVEMENTS										
56 . Traffic Signal Equipment Replacement								100,000		100,000
<i>Subtotal FY23/24 TRAFFIC IMPROVEMENTS</i>								<i>100,000</i>		<i>100,000</i>
FY 23/24 PLANNING										
57 Bike Lane Project Development								80,000		80,000
58 . Traffic Management Plans								50,000		50,000
59 . Traffic Safety Project Development								50,000		50,000
<i>Subtotal FY23/24 PLANNING</i>								<i>180,000</i>		<i>180,000</i>
FY 24/25 TRAFFIC IMPROVEMENTS										
60 . Traffic Signal Equipment Replacement								100,000		100,000

**CITY OF SANTA ANA
SEVEN YEAR CAPITAL IMPROVEMENT PROGRAM**

FY 2022 - FY 2028

PROJECTS	CDBG	CAPITAL OUTLAY	WATER CAPITAL	SEWER	AREA FEES	A & D FUNDS	MEASURE M2	GAS TAX	TOTAL
<i>Subtotal FY24/25 TRAFFIC IMPROVEMENTS</i>									
FY 24/25 PLANNING									
61 . Bike Lane Project Development							80,000		80,000
62 . Traffic Management Plans							50,000		50,000
63 . Traffic Safety Project Development							50,000		50,000
<i>Subtotal FY24/25 PLANNING</i>							<i>180,000</i>		<i>180,000</i>
FY 25/26 TRAFFIC IMPROVEMENTS									
64 . Traffic Signal Equipment Replacement							100,000		100,000
<i>Subtotal FY25/26 TRAFFIC IMPROVEMENTS</i>							<i>100,000</i>		<i>100,000</i>
FY 25/26 PLANNING									
65 . Bike Lane Project Development							80,000		80,000
66 . Traffic Management Plans							50,000		50,000
67 . Traffic Safety Project Development							50,000		50,000
<i>Subtotal FY25/26 PLANNING</i>							<i>180,000</i>		<i>180,000</i>
FY 26/27 TRAFFIC IMPROVEMENTS									
68 . Traffic Signal Equipment Replacement							100,000		100,000
<i>Subtotal FY26/27 TRAFFIC IMPROVEMENTS</i>							<i>100,000</i>		<i>100,000</i>
FY 26/27 PLANNING									
69 . Bike Lane Project Development							80,000		80,000
70 . Traffic Management Plans							50,000		50,000
71 . Traffic Safety Project Development							50,000		50,000
<i>Subtotal FY26/27 PLANNING</i>							<i>180,000</i>		<i>180,000</i>
FY 27/28 TRAFFIC IMPROVEMENTS									
72 . Traffic Signal Equipment Replacement							100,000		100,000
<i>Subtotal FY27/28 TRAFFIC IMPROVEMENTS</i>							<i>100,000</i>		<i>100,000</i>
FY 27/28 PLANNING									
73 . Bike Lane Project Development							80,000		80,000
74 . Traffic Management Plans							50,000		50,000
75 . Traffic Safety Project Development							50,000		50,000
<i>Subtotal FY27/28 PLANNING</i>							<i>180,000</i>		<i>180,000</i>
TOTAL TRAFFIC IMPROVEMENTS							2,443,000	285,000	10,042,765

III. UTILITY/DRAINAGE/LIGHTING IMPROVEMENTS

FY 21/22 SEWER IMPROVEMENTS

76. Fairhaven Neighborhood Sewer Main Improvements	300,000								300,000
77. Industrial Streets Sewer Main Improvements Phase 1	225,000								225,000
78. Lincoln Avenue Sewer Main Improvements	800,000								800,000

**CITY OF SANTA ANA
SEVEN YEAR CAPITAL IMPROVEMENT PROGRAM**

FY 2022 - FY 2028

PROJECTS	CDBG	OTHER	CAPITAL OUTLAY	WATER CAPITAL	SEWER	AREA FEES	A & D FUNDS	MEASURE M2	GAS TAX	TOTAL
104. Euclid Street Water Main Improvements				2,000,000						2,000,000
105. Fairview Street Water Main Improvements				1,000,000						1,000,000
106. Grovemont Street Water Main Improvements				350,000						350,000
107. NE Annex Septic to Sewer Improvements				700,000						700,000
108. South Main Street Water Main Improvements				1,100,000						1,100,000
<i>Subtotal FY22/23 WATER IMPROVEMENTS</i>				<i>5,900,000</i>						<i>5,900,000</i>
FY 22/23 MUNICIPAL FACILITIES										
109. Well No. 32 - Rehabilitation				6,000,000						6,000,000
<i>Subtotal FY22/23 MUNICIPAL FACILITIES</i>				<i>6,000,000</i>						<i>6,000,000</i>
				31,025,000	7,872,000					39,297,000

TOTAL UTILITY/DRAINAGE/LIGHTING IMPROVEMENTS 400,000 7,872,000 39,297,000

IV. PARK FACILITY IMPROVEMENTS

FY 21/22 PARK FACILITY

110. City of Santa Ana Dog Park			1,100,000							1,100,000
111. City Park Splash Pads (Various Sites)		5,343,520								5,343,520
112. Dan Young Soccer Field Sports Lights			418,200							418,200
113. El Salvador Park Basketball Court & Court Lighting Renovation							300,000			300,000
114. New Stadium Scoreboard and Marquee							200,000			200,000
115. Riverview Park Ballfield Sports Lighting Renovation							200,000			200,000
116. Santa Anita Park Synthetic Turf & Shade Structure							156,000			156,000
117. Stadium Synthetic Turf Renovation							818,000			818,000
<i>Subtotal FY21/22 PARK FACILITY</i>		<i>5,343,520</i>	<i>1,518,200</i>				<i>1,674,000</i>			<i>8,535,720</i>

TOTAL PARK FACILITY IMPROVEMENTS 1,518,200 5,343,520 1,674,000 8,535,720

V. INFRASTRUCTURE IMPROVEMENTS

FY 21/22 FACILITY

118. Project W Bus Shelter Project								1,030,000		1,030,000
<i>Subtotal FY21/22 FACILITY</i>								<i>1,030,000</i>		<i>1,030,000</i>

TOTAL INFRASTRUCTURE IMPROVEMENTS 1,030,000 1,030,000 1,030,000 1,030,000

GRAND TOTAL SEVEN YEAR CIP PROJECTS

23,067,064	1,518,200	31,025,000	7,872,000	1,000,000	1,674,000	33,168,915	1,679,108	101,004,287
-------------------	------------------	-------------------	------------------	------------------	------------------	-------------------	------------------	--------------------

**CITY OF SANTA ANA
SEVEN-YEAR CAPITAL IMPROVEMENT
PROGRAM FY 2021 – 2028**

"OTHER" FUNDING SOURCES

- (1) ACTIVE TRANSPORTATION PROGRAM - STATE
- (2) AFFORDABLE HOUSING SUSTAINABLE COMMUNITIES
- (3) CONGESTION MANAGEMENT AND AIR QUALITY
- (4) FEDERAL CLEAN WATER ENTERPRISE
- (5) REFUSE - MAINTENANCE
- (6) ACTIVE TRANSPORTATION PROGRAM - FEDERAL
- (7) CELL TOWER REVENUE
- (8) SB-1 ROAD MAINTENANCE AND REHABILITATION ACCOUNT
- (9) DRAINAGE AREA FEE: AREA IV
- (10) PRCSA YOUTH SERVICES

THIS PAGE INTENTIONALLY
LEFT BLANK

