

MATCH LINE - SEE SHEET D-08

MATCH LINE - SEE SHEET D-11

MATCH LINE - SEE SHEET D-11

LEGEND

- | | | | |
|--|--------------------------|--|-------------------------|
| | PROPOSED CATCH BASIN | | PROPOSED MAIN LINE PIPE |
| | EXISTING CATCH BASIN | | EXISTING MAIN LINE PIPE |
| | PROPOSED MANHOLE | | PROPOSED LATERAL |
| | REINFORCED CONCRETE PIPE | | EXISTING LATERAL |
| | | | PROPOSED PLATFORM |

C CORDOBA CORPORATION
 2677 NORTH MAIN STREET, SUITE 240
 SANTA ANA, CA 92705
 714.558.6124 PH - 714.558.8467 FAX

**SANTA ANA AND GARDEN GROVE
 FIXED GUIDEWAY CORRIDOR**
 DRAINAGE PLAN
 DOWNTOWN SEGMENT - ALT 2

DRAWING NO.	D - 10
SHEET NO.	
SCALE	HOR: 1"=100'



MATCH LINE - SEE SHEET D-10










MATCH LINE - SEE SHEET D-10

MATCH LINE - SEE SHEET D-12

MATCH LINE - SEE BELOW

MATCH LINE - SEE ABOVE

LEGEND

-  PROPOSED CATCH BASIN
-  EXISTING CATCH BASIN
-  PROPOSED MANHOLE
-  REINFORCED CONCRETE PIPE
-  PROPOSED MAIN LINE PIPE
-  EXISTING MAIN LINE PIPE
-  PROPOSED LATERAL
-  EXISTING LATERAL
-  PROPOSED PLATFORM

C CORDOBA CORPORATION
 2677 NORTH MAIN STREET, SUITE 240
 SANTA ANA, CA 92705
 714.558.6024 PH - 714.558.8467 FAX













**SANTA ANA AND GARDEN GROVE
 FIXED GUIDEWAY CORRIDOR**
 DRAINAGE PLAN
 DOWNTOWN SEGMENT - ALT 2

DRAWING NO.
D - 11
 SHEET NO.
 SCALE
HOR: 1"=100'



MATCH LINE - SEE SHEET D-11

LEGEND

-  PROPOSED CATCH BASIN
-  EXISTING CATCH BASIN
-  PROPOSED MANHOLE
-  EXISTING MANHOLE
-  RCP
-  PROPOSED MAIN LINE PIPE
-  EXISTING MAIN LINE PIPE
-  PROPOSED LATERAL
-  EXISTING LATERAL
-  PROPOSED PLATFORM

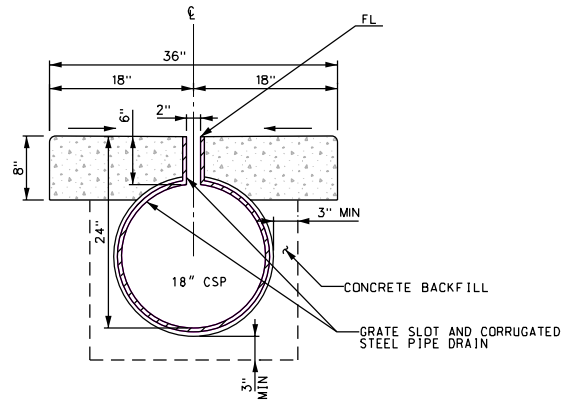
C CORDOBA CORPORATION
 2677 NORTH MAIN STREET, SUITE 240
 SANTA ANA, CA 92705
 714.558.6124 PH - 714.558.8467 FAX



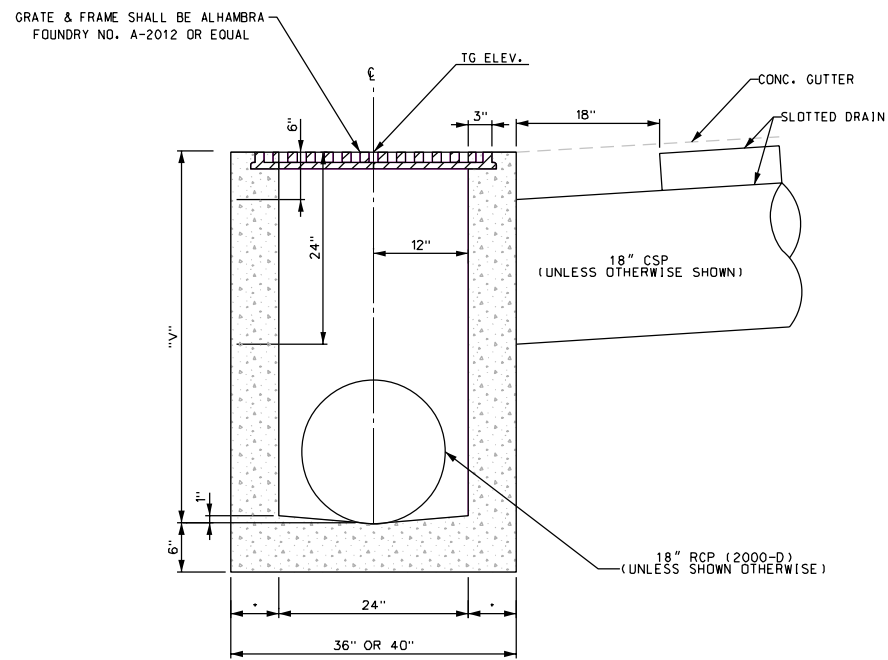
OCTA **Santa Ana Education 1st** **GARDEN GROVE**

**SANTA ANA AND GARDEN GROVE
 FIXED GUIDEWAY CORRIDOR**
 DRAINAGE PLAN
 DOWNTOWN SEGMENT - ALT 2

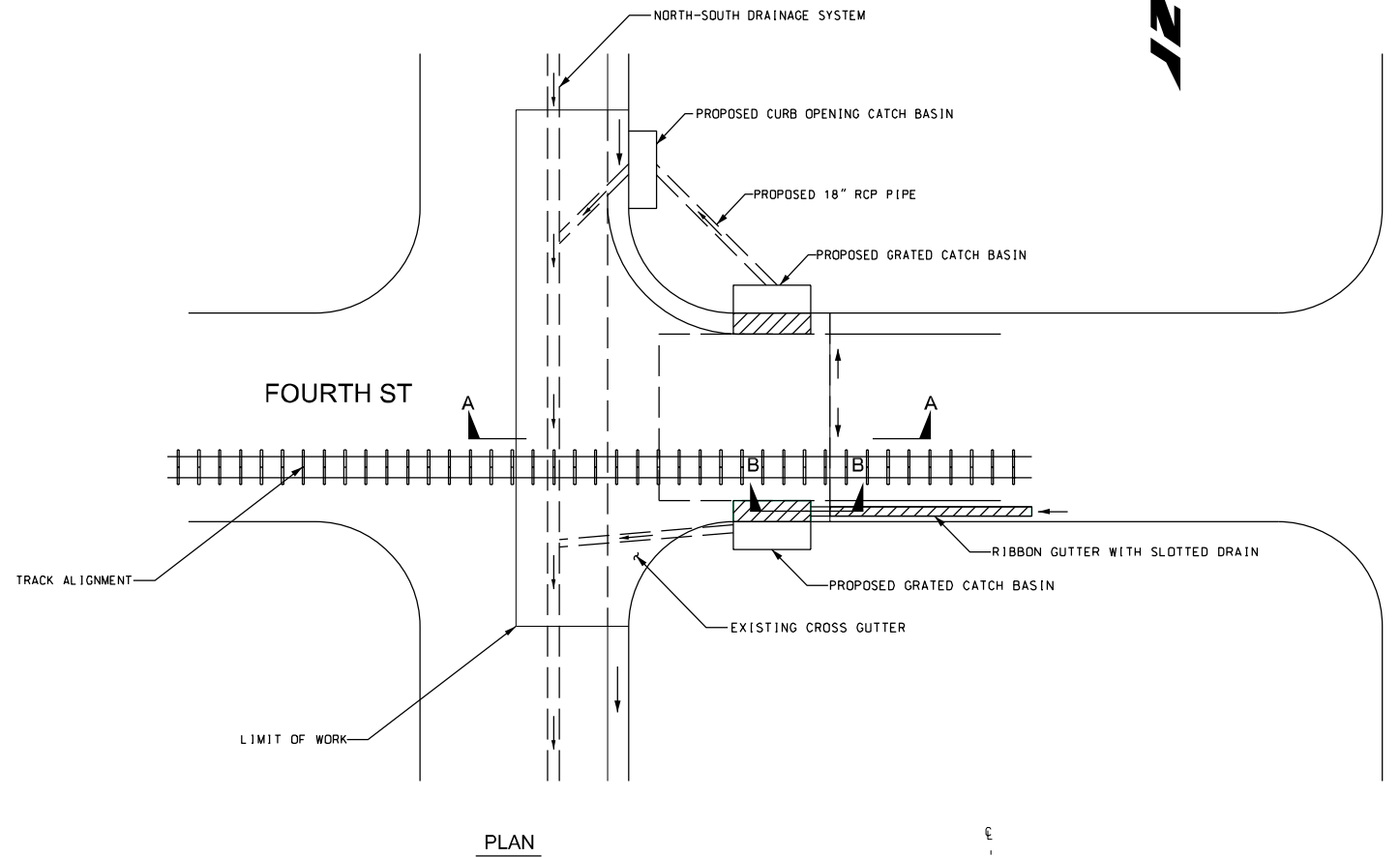
DRAWING NO.	D - 12
SHEET NO.	
SCALE	HOR: 1"=100'



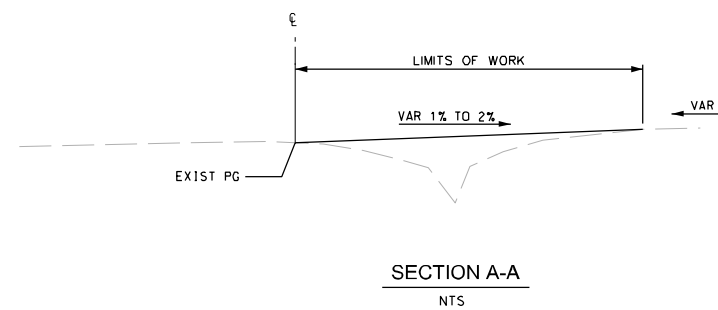
RIBBON GUTTER W/SLOTTED DRAIN
NTS



SECTION B-B
NTS



PLAN



SECTION A-A
NTS

CROSS-GUTTER MODIFICATIONS DETAIL
NTS

REVISIONS		
NUMBER	DATE	DESCRIPTIONS

INFORMATION CONFIDENTIAL:
All plans, drawings, specifications, and/or information furnished herewith shall remain the property of City of Santa Ana and shall be held confidential and shall not be used for any purpose not provided for in agreements with City of Santa Ana.

DESIGNED BY
J.GARCIA
DRAWN BY
D.SO
CHECKED BY
R.RAMIREZ
APPROVED BY
R.RAMIREZ
DATE

C CORDOBA CORPORATION
2677 NORTH MAIN STREET, SUITE 240
SANTA ANA, CA 92705
714.558.8124 PH - 714.558.8467 FAX

OCTA **Santa Ana** Education 1st **GARDEN GROVE**

**CITY OF SANTA ANA AND GARDEN GROVE
FIXED GUIDEWAY CORRIDOR**
MISCELLANEOUS DRAINAGE DETAILS

CONTRACT NO.	
DRAWING NO. D - 13	
REVISION	SHEET NO.
SCALE	NTS