



PROPOSED CITY BUDGET

FISCAL YEAR 2022-2023

June 21, 2022



CITY OF SANTA ANA

| www.santa-ana.org |

**This Page Intentionally
Left Blank**



Table of Contents

GENERAL FUND SUMMARY

General Fund Reconciliation.....	3
General Fund Budget Revenue and Expenditure Charts.....	4-5
Citywide Budget Chart.....	6
General Fund Revenues Summary.....	7-10
General Fund Expenditures Summary.....	11-13
10- Year Outlook.....	14
Measure X Spending.....	15-16
Cannabis Spending.....	17-20
Estimated Spendable Fund Balance.....	21-22

WORKFORCE CHANGES.....23-30

DEPARTMENT BUDGET DETAILS

General Fund Miscellaneous Revenues.....	31-34
City Manager's Office.....	35-54
City Council.....	55-60
Clerk of the Council.....	61-68
City Attorney's Office.....	69-78
Human Resources	79-108
Finance and Management Services.....	109-142
Library.....	143-164
Parks, Recreations and Community Services.....	165-228
Police Department.....	229-316
Fire Department.....	317-330
Planning and Building Agency.....	331-380
Public Works Agency.....	381-596
Community Development Agency.....	597-756
Information Technology.....	757-776
Bowers Museum.....	777-782
Debt Service and Non-Departmental.....	783-806
Interfund Transfers.....	807-812
Capital Improvement Program.....	813-815

**This Page Intentionally
Left Blank**



General Fund Summary

General Fund Reconciliation
General Fund Budget Revenue
and Expenditure Charts
Citywide Budget Chart
General Fund Revenues Summary
General Fund Expenditures
Summary
10-Year Outlook
Measure X Spending
Cannabis Spending

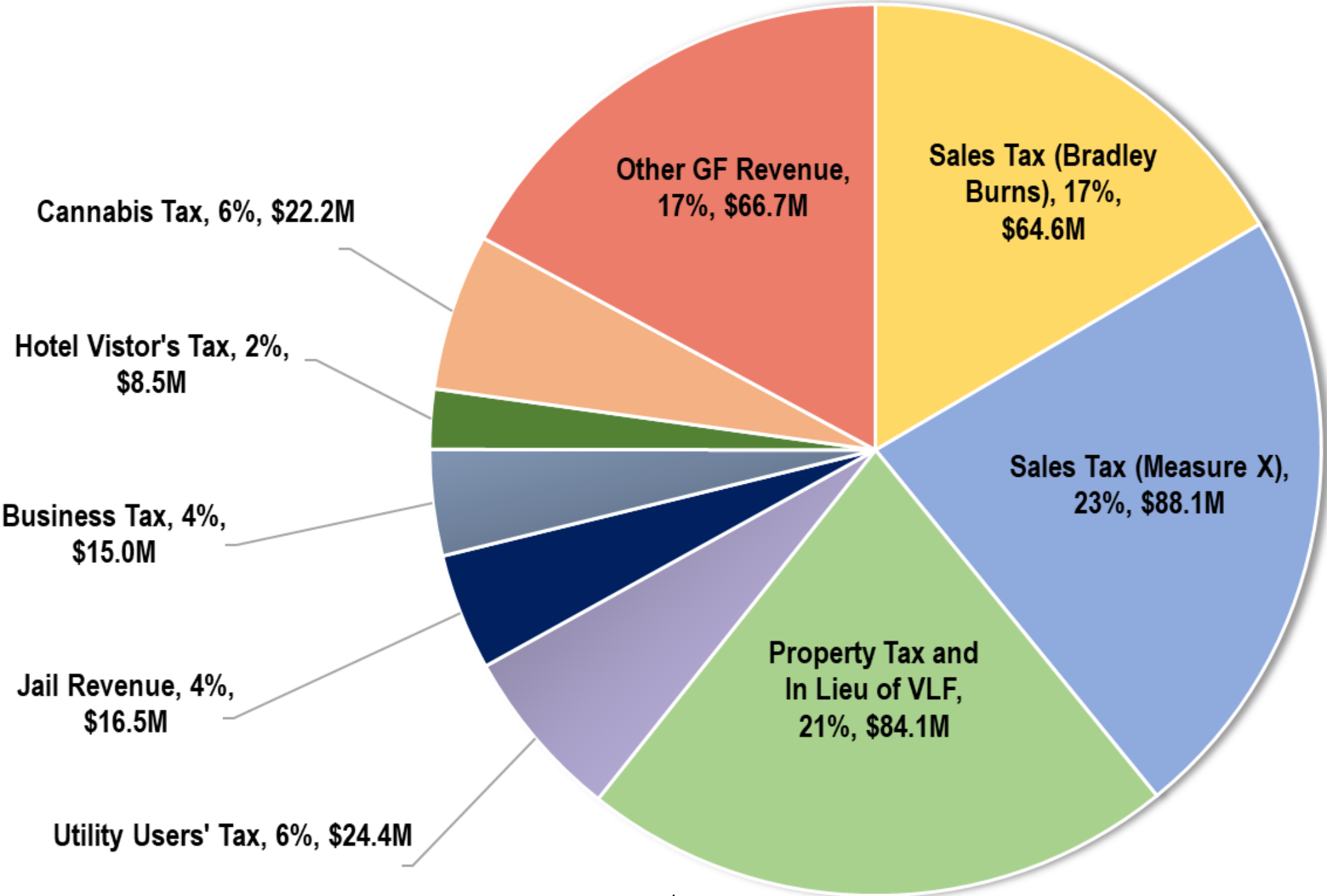


**This Page Intentionally
Left Blank**

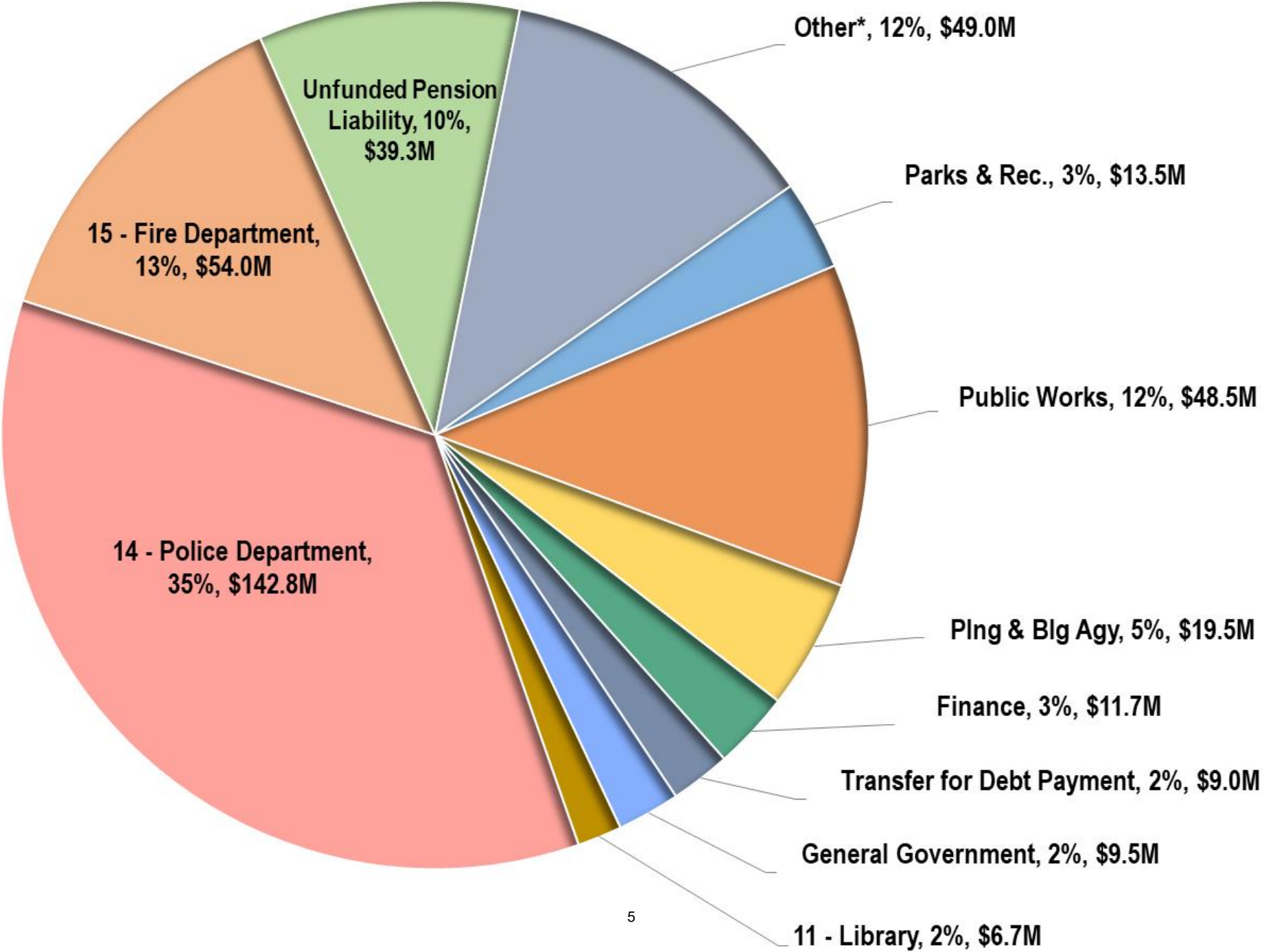


General Fund Reconciliation							
	Revenue		Expenditures	Net Transfers	Proposed Additions to FY 22-23 Budget	Recurring	One-Time
FY21-22 Original Adopted	340,944,200	FY21-22 Original Adopted Budget	328,791,570	24,703,590	Release 12 Full-Time Positions from Hiring Freeze	1,210,270	
Adjustments	34,038,709	Remove One-Time Items	(1,593,870)		Workforce Changes for 23 Full-Time Positions	268,090	
FY21-22 Revised	374,982,909	City Council approved adjustments to recurring costs	2,889,667	(149,641)	Add 15 Full-Time Staff with annualized cost of \$1.45 million	1,116,010	
		FY21-22 Adjusted Baseline	330,087,367	24,553,949	Placeholder for Labor & Other Initiatives	5,000,000	
Measure X Growth	3,881,000	Increase Baseline to annualize FY21-22 First Quarter additions with partial year funding:			Parking Enterprise Subsidy (inter-fund transfer)		2,873,040
Bradley-Burns Growth	3,298,000	Sidewalks	500,000		General Election 4 Seats + 3 Questions		600,000
Property Tax Growth	2,152,800	Traffic Calming Program	500,000		Legal Services for General Election		150,000
Property Tax In-Lieu of VLF Growth	1,950,400	Alley Improvement Program	750,000		Business License Tax Holiday Mailings		19,000
UUT Growth	750,000	Graffiti Removal Program Enhancement	300,000		Lobbyist Registration System	50,000	15,000
					South Main Corridor - backfill amount used for DTSA Business on March 1		1,500,000
Cannabis Tax Growth	1,825,000	City Council Contracted Support	210,000				
Business License Tax - Normal Growth	1,000,000	Protected Bike Lane Sweeping Program	75,000		Additional Downtown Business Assistance		1,500,000
Hotel Visitors Tax	1,500,000	Increase City Events Budget	50,000		Youth Employment Program	100,000	
Normalize Plan Check/Site Plan/Discretion App Fees	(3,082,150)	Release 8 Full-Time Positions from Hiring Freeze	400,000		Economic Development Consulting Services	90,000	
Jail Revenue Growth	610,440	Tree-Trimming Program	100,000		Chinatown Memorial		25,000
Refuse Franchise Fee Reduction New Waste Hauler	(551,500)	Increase Baseline to annualize FY21-22 Staff adds with part year budget	476,922		Mural Restorations	50,000	
Other net adjustments	1,816,041	Pension Debt Cost Adjust (↓ payments to CalPERS, ↑ transfer for bond debt)	(22,713,119)	14,975,109	City Events	1,318,889	900,000
Total Resources	390,132,940	Completed Multi-Year Bus Shelter Project in FY21-22	(550,000)		Weekend work for QQLT		50,000
	4.0%	Cannabis Public Benefit Transfer related to increased revenue		1,216,667	Crossing Guard Program - Additional Sites	220,000	
		Insurances not afforded by internal service fund balances		7,189,400	Traffic Signal Maintenance	392,390	
Total Recurring Spending	(380,379,450)	General Plan requirements for outreach/monitoring	100,000		Median Landscaping	500,000	
Transfer to Pension Stabilization	(7,748,811)	Restore Civic Center Authority Contribution		582,400	Security Enhancements for Parks	1,500,000	
Net Recurring Activity	2,004,679	Orange County Fire Authority Contract Increase	936,710		Park Maintenance Enhancements - Contract Services	2,500,000	
		Other contract increases & minor changes across all departments	2,297,897		Pavement Maintenance	2,000,000	
Total One-Time Spending	(23,157,310)	FY22-23 Baseline (Recurring)	313,520,777	48,517,525	Zoo Supply, Custodial & Security Enhancements	115,000	
					Right-size budget for regular Chamber of Commerce requests	110,500	
Estimated Beginning Balance	97,462,861				Artists Grant Program	200,000	
Net Activity (Net Recurring + One-Time Spending)	(21,152,631)				Graffiti Arts Program Increase	50,000	
Estimated Ending Balance	76,310,230				"Teen Time" After School Program at 2 Locations (Library)	350,000	
18% Reserve Requirement	70,223,929				Sports & Rec Equipment Lending + Additional Programming	200,000	
Estimated Available	6,086,301				Police Oversight	1,000,000	
					Start-Up Grants for NPO's serving Youth (LGBTQ+, Re-Entry, etc.)		150,000
					Refurbish Neighborhood Entry Monument Signs		150,000
					Traffic Calming		3,000,000
					Rehab for 6 Fire Stations		1,175,000
					Rehab for Museum Building		1,025,000
					Rehab for Grand Central Building		800,000
					Rehab Salgado Center		800,000
					Rehab Corbin Center		700,000
					Ross Annex HVAC Automation		500,000
					Design a new Control Center for the Jail		200,000
					Equipment & Software (primarily replacements)		3,450,270
					Streetlights		600,000
					Streetlight Master Plan		350,000
					City-wide Seismic Retrofit Study		300,000
					Permit Parking Study		500,000
					Zoning Code Updates		1,500,000
					General Plan - further analysis and CEQA-related legal		325,000
						18,341,149	23,157,310

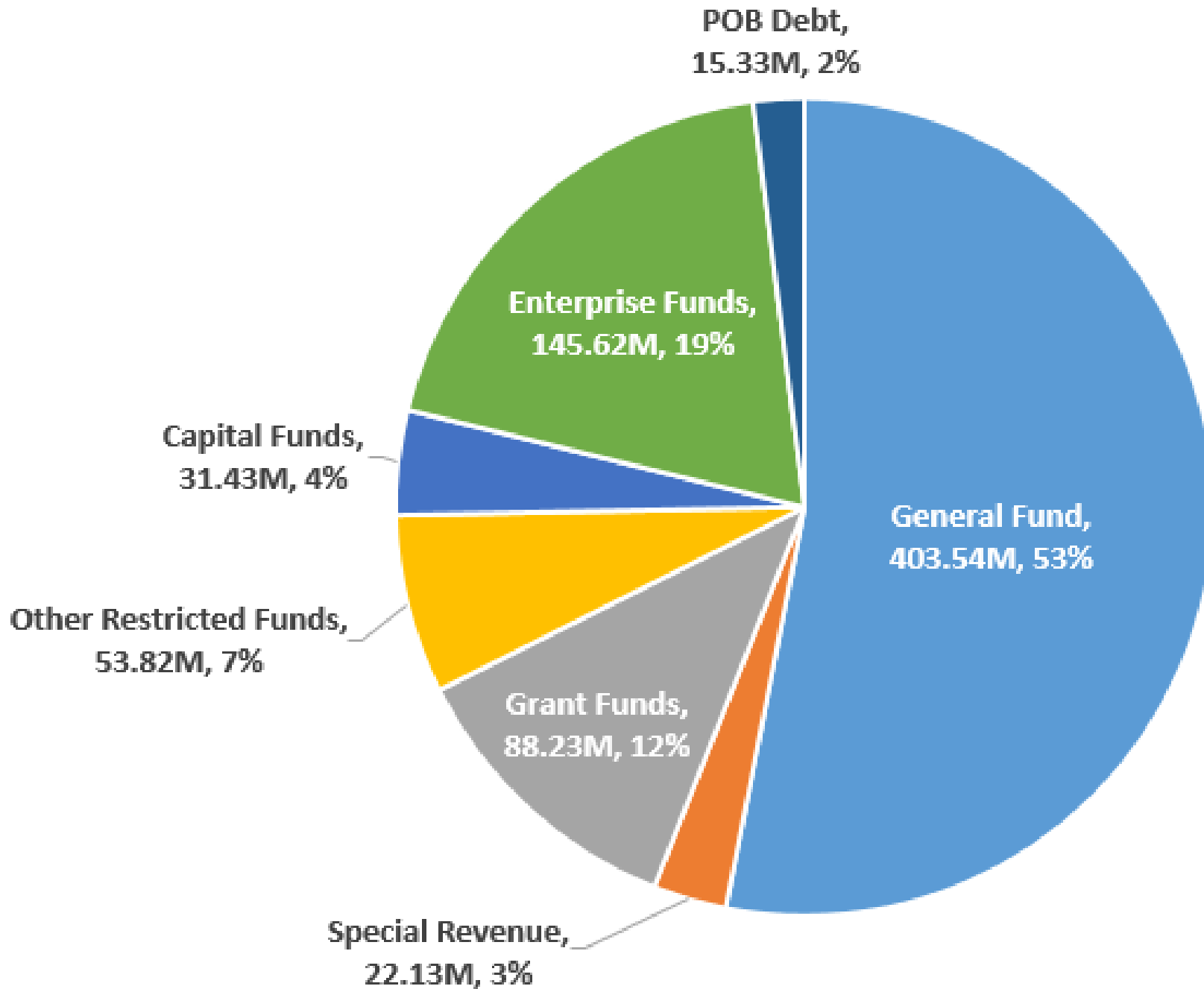
Proposed FY 22-23 General Fund Revenue: \$390.1M



Proposed FY 22-23 General Fund Expenditure: \$403.5M



Proposed FY 22-23 Citywide Budget: \$760.1M



City of Santa Ana

General Fund Revenue Summary

Account Code	Account Description	ACTUAL FY 19-20	ACTUAL FY 20-21	REVISED FY 21-22	PROPOSED FY 22-23
CHARGES FOR SERVICES					
51612	Building Standards Revolving Fund	(7,091)	(2,993)	9,200	9,500
52366	CASp Certification Training Fund	15,544	15,674	0	5,500
53201	Passport Fees	1	0	0	0
53202	Library Microfiche Rentals	1,784	1,170	0	0
53203	Library Video Rentals	1,632	(3)	0	0
53301	Center Programs	68,842	5,113	60,100	45,000
53303	Youth Sports	32,936	508	20,500	21,550
53304	Pool Charges	20,790	0	0	0
53307	Youth Field Usage Fee	56,425	29,137	53,600	51,000
53308	Park Reservation	160,384	68,788	133,800	140,500
53309	Concession-Vending Machines	3,900	3,900	2,900	2,900
53310	Zoo Education	73,815	319	77,500	100,000
53312	Zoo Admissions	718,691	997,565	1,046,900	1,200,000
53313	Food Sale Concession	15,657	2,684	25,200	22,950
53316	Leisure Classes	152,247	(2,483)	172,100	100,000
53318	Tennis Reservation	28,414	180	0	0
53319	Recreation Staff Reimbursement	32,025	3,079	27,400	25,350
53400	Vehicle Release Charge	61,002	84,720	90,000	90,000
53401	Repo Release	11,085	9,870	11,000	11,000
53405	Photo Services	0	143	0	0
53407	Vehicle Equipment Citation Sign-Off	4,780	3,775	3,000	3,000
53408	Fire Range User Fee	800	0	1,000	1,000
53410	Impound/Owner Release Animal	1,363	1,492	1,300	1,300
53411	Jail Pay to Stay Program	58,500	0	15,000	26,700
53413	Police False Alarm Charge	77	0	95,000	95,000
53415	Emergency Response Reimbursement/PD	927	14,653	25,000	25,000
53416	Animal Quarantines	955	461	1,000	1,000
53417	Police Report Fee	182,328	69,446	75,000	75,000
53419	Firearm License Fee	1,946	1,624	2,600	2,600
53420	Jail Booking Fee	10,776	11,634	10,000	0
53423	Vehicle Storage Fee	36,825	48,275	26,000	26,000
53509	Paramedic Subscription Fee	162,927	179,274	195,000	195,000
53510	Paramedic Services Charge	7,188,651	5,665,206	6,375,000	6,500,000
53513	OCFA Admin Processing Fee	2,295	2,220	1,500	1,000
53600	Building Plan Check	2,957,026	2,058,215	1,925,800	2,022,100
53601	Electrical Plan Check	382,672	454,660	312,600	328,200
53602	Plumbing Plan Check	191,675	113,705	141,300	148,400
53603	Mechanical Plan Check	347,718	226,095	210,400	220,900
53605	Landscape Plan Review	25,970	22,953	25,200	26,000
53606	Discretionary Application Fee	320,631	293,137	404,500	212,000
53607	EIR Developer Fees	114,565	38,551	80,750	75,000
53613	Land Use Certificate Processin	512,146	938,626	782,500	820,000
53614	Shopping Cart Contain Program	43,272	51,602	44,100	44,100
53616	Site Plan Review Charge	813,695	470,045	697,250	435,000
53627	PREP Fees	763,377	627,290	604,000	610,000
53628	Foreclosure Registration Program	149,093	261,648	185,000	190,000
53901	Stop Pmt/Reissue Fee	90	190	200	0

City of Santa Ana

General Fund Revenue Summary

Account Code	Account Description	ACTUAL FY 19-20	ACTUAL FY 20-21	REVISED FY 21-22	PROPOSED FY 22-23
53902	Misc Service Charge	1,342	319,535	0	0
56305	Engineering Service Charge	1,873	0	0	0
55200	Library Fines	28,695	116	0	0
57070	Sale of Printed Material	202	0	500	500
57470	Copy of Lost Citation	104	115	100	100
57380	Friend Of Zoo Vet Contribution	60,000	30,000	60,000	60,000
57383	Friend of Zoo Contribution	19,768	19,743	58,800	61,750
57385	Friend of Zoo Education Contribution	40,000	20,000	40,000	40,000
53740	Small Cell App Fee for City Facilities	0	31,352	0	0
53741	Small Cell Compliance Inspection Fee	64,446	78,381	50,000	20,000
53912	Lobbyist Reg and Disclosure Fee	0	0	0	20,000
Total CHARGES FOR SERVICES		15,939,593	13,271,391	14,179,600	14,111,900
FINES					
55000	Parking Fines	5,111,477	4,306,259	4,900,000	4,900,000
55201	Lost/Damaged Library Material	3,317	698	5,000	870
55400	Redlight Camera Program	5,437	2,661	0	0
55401	Court Fines Traffic	368,562	429,691	320,000	300,000
55402	Court Fines Non Traffic	53,516	19,644	40,000	40,000
55403	Tobacco Fine	0	776	0	0
55600	Administrative Citations	257,881	298,241	155,000	195,000
55605	Medical Marijuana Administrative Citation	59,081	0	0	0
55606	Fireworks Admin Citations	28,584	66,698	48,000	25,000
57900	Bad Check Recoveries	15,102	153	1,000	500
Total FINES		5,902,956	5,124,821	5,469,000	5,461,370
FRANCHISE FEES					
50050	Gas Utility	432,260	445,137	415,700	427,100
50051	Electrical Utility	1,195,806	1,269,621	1,216,100	1,234,000
50053	CATV Franchise Fee	1,098,136	1,352,727	1,337,700	1,299,000
50056	Refuse Franchise Fee – Residential	0	1,851,500	1,851,500	0
50057	Refuse Franchise Fee – Commercial	0	6,769,284	6,700,000	0
50058	Refuse Franchise Fee	0	0	0	8,000,000
Total FRANCHISE FEES		2,726,202	11,688,268	11,521,000	10,960,100
INTERGOVERNMENTAL					
50015	Prop Tax Pass-through	1,370,588	1,510,097	1,753,340	1,753,340
50501	Motor Vehicle Licenses	267,287	245,739	203,100	225,100
50503	SB90 State Mandated Costs-Reimbursement	205,260	124,403	88,000	88,000
50505	POST Reimbursement	57,643	640	40,000	40,000
50506	AB109 Reimbursement	472,159	546,564	480,000	513,000
52364	SB 1186	0	0	5,100	0
52365	AB678 Ground Emerg. Medical Transp.(GEMT) Reim	(160,812)	56,332	0	0
57304	Rancho Santiago Reimbursement/PR	41,031	53,506	24,600	25,850
57791	Overhead-Water	4,537,900	4,537,900	4,537,900	4,537,900
Total INTERGOVERNMENTAL		6,791,056	7,075,180	7,132,040	7,183,190

City of Santa Ana

General Fund Revenue Summary

Account Code	Account Description	ACTUAL FY 19-20	ACTUAL FY 20-21	REVISED FY 21-22	PROPOSED FY 22-23
LICENSES & PERMITS					
51001	Bingo Licenses	120	0	0	0
51002	Dog Licenses	625,035	574,632	550,000	600,000
51003	Dog Licenses-Civic Collections Inc	23,423	0	60,000	0
51004	Bus Shelter Fees	87,500	150,000	150,000	0
51301	Filming Permits	5,764	10,198	3,200	3,350
51401	Alarm Permit Fees	99,344	79,709	100,000	100,000
51402	Street Closure Permits	3,186	1,905	2,000	2,000
51403	Tobacco Permits	97,607	216,208	97,000	97,000
51501	Fireworks Stand Permits	3,921	(436)	0	0
51600	General Plan Update Surcharge	125,814	137,724	158,100	182,000
51601	Building Permits	1,634,989	1,651,138	1,598,500	1,675,400
51602	Plumbing Permits	313,850	353,390	365,600	383,900
51603	Electrical Permits	761,526	961,197	844,700	887,000
51604	Heating Permits	481,851	496,746	476,600	500,400
51605	Occupancy Permits	362,392	370,157	371,700	390,300
51606	Grading Permits	63,213	144,304	129,500	136,000
51607	Street Vendor Permit	10,425	12,848	25,800	25,800
51608	News box Permit Fees	19,297	19,556	20,000	19,000
51613	Adult-Use Cannabis Retail Phase 1/Registration Application	0	1,752	0	0
51614	Adult-Use Cannabis Retail Phase 2/Regulatory Safety Permit	223,591	250,591	313,300	313,300
51616	Commercial Cannabis Testing Phase 1/Registration Application	0	1,752	0	1,800
51617	Commercial Cannabis Testing Phase 2/Regulatory Safety Permits	12,086	50,118	37,600	12,530
51618	Commercial Cannabis Operating Agreement Reimbursement Fees	27,500	80,000	50,000	15,000
51619	Commercial Cannabis Cultivation Phase 1/Regst. Application	7,323	17,894	17,500	17,500
51620	Commercial Cannabis Manufacturing Phase 1/Regst. Application	11,548	6,412	17,500	17,500
51621	Commercial Cannabis Distribution Phase 1/Regst. Application	21,688	31,174	26,300	26,300
51622	Commercial Cannabis Cultivation Phase 2/Rgltry Sfty Prmt	34,405	152,594	87,770	100,200
51623	Commercial Cannabis Manufacturing Phase 2/Rgltry Sfty Prmt	58,335	57,281	53,600	53,600
51624	Commercial Cannabis Distribution Phase 2/Rgltry Sfty Prmt	106,679	290,415	226,000	226,000
53626	Medical Marijuana Retail Phase 1/Registration Application	0	0	0	1,800
Total LICENSES & PERMITS		5,222,413	6,119,262	5,782,270	5,787,680
MISCELLANEOUS					
50052	Refuse Contract Program Surcharge	6,258,502	0	0	0
53331	City Events	35,573	7,500	0	0
53409	Storage Of Weapon Fee	408	1,070	1,000	1,000
55202	Lost/Damaged Uncataloged Mater	10	0	0	0
57000	Expense Reimbursement	116,118	210,196	74,900	104,000
57010	Miscellaneous Recoveries	66,900	659,804	23,700	18,500
57200	Other Library Recoveries	647	34	1,600	1,090
57301	Recreation Expense Reimbursement	3,437	0	3,000	0
57400	Police OT Reimbursement	197,752	188,074	142,860	332,400

City of Santa Ana

General Fund Revenue Summary

Account Code	Account Description	ACTUAL FY 19-20	ACTUAL FY 20-21	REVISED FY 21-22	PROPOSED FY 22-23
57402	Police Miscellaneous Reimbursement	211,297	223,366	306,900	306,900
57404	Property & Evidence Recovery	0	(365)	0	0
57700	Refuse Program Saving Recovery	1,851,500	0	0	0
57901	Indirect Cost Recovery	3,246,658	5,859,157	6,720,910	7,500,000
Account Code	Account Description	ACTUAL FY 19-20	ACTUAL FY 20-21	REVISED FY 21-22	PROPOSED FY 22-23
57461	Jail Kitchen Rental	58,122	85,731	30,000	30,000
57071	Sale of Land	4,000	502,900	0	0
57770	Sale of Maps & Documents	75,673	104,244	60,000	80,000
57991	Miscellaneous Receipts	5,188	4,708	1,500	2,000
58002	Net Increase (Decrease) In Fai	770,926	(788,763)	0	0
57796	Treasury & Accounting Reimbursement	2,300,420	0	0	0
Total MISCELLANEOUS		15,203,130	7,057,654	7,366,370	8,375,890
TAXES					
50011	Property Tax	38,846,491	40,340,994	41,772,200	44,305,000
50012	Santa Ana Residual	11,054,295	10,129,450	9,770,000	10,130,000
50016	Prop Tax-In Lieu VLF	34,663,784	36,073,260	37,332,300	39,800,000
50030	Hotel Visitor's Tax	7,739,780	4,349,952	5,000,000	8,500,000
50031	Utility User Tax-Electric	11,001,745	12,132,890	12,000,000	13,100,000
50032	Utility User Tax-Gas	2,434,283	2,588,458	2,400,000	3,200,000
50033	Utility User Tax-Telephone	5,399,271	4,686,308	5,000,000	4,600,000
50034	Utility User Tax-Water	2,874,937	3,243,775	4,250,000	3,500,000
50045	Business Tax	13,031,757	13,718,021	12,200,000	15,000,000
50046	Medical Marijuana Taxes	701,367	1,297,741	1,350,000	850,000
50200	Documentary Stamp Tax	1,010,591	1,217,102	1,035,500	1,085,000
50201	Homeowner Prop Tax Subvention	188,300	183,369	191,700	188,000
50020	Sales Tax	45,707,162	54,999,505	53,650,000	64,550,000
50021	Half-Cent Sales Tax (Safety)	2,110,558	2,440,216	2,455,700	2,718,100
50100	Commercial Cannabis - Cultivation Tax	87,727	416,558	250,000	1,100,000
50101	Commercial Cannabis - Distribution Tax	444,825	961,988	1,000,000	1,100,000
50102	Commercial Cannabis - Manufacturing Tax	102,329	167,908	150,000	130,000
50103	Commercial Cannabis - Testing Facility Tax	119,837	91,271	125,000	20,000
50104	Adult-Use Retail Business Cannabis Tax	10,947,403	18,264,957	18,000,000	19,000,000
50022	Sales Tax Measure X	61,796,957	75,094,336	65,000,000	88,102,000
Total TAXES		250,263,398	282,398,059	272,932,400	320,978,100
TRANSFERS-IN					
59000	Transfer From Fund 050	0	2,751,858	0	0
Total TRANSFERS-IN		0	2,751,858	0	0
USE OF MONEY					
58000	Earning On Investments	1,055,897	586,586	350,000	475,000
57361	Recreation Facility Rental	20,971	4,957	25,900	12,900
57362	Rental Of Stadium	128,728	33,736	93,700	41,450
57460	Jail Revenue Facility - PD	9,490	292	13,320	2,760
57462	Jail Revenue Facility - US Marshals	11,189,220	12,413,315	11,716,200	12,337,200
57463	Jail Revenue Facility - Bureau of Prisons	622,623	1,268,454	1,200,600	910,800
57464	Jail Revenue Facility - US Marshals San Diego	3,520,965	2,969,935	2,980,800	3,270,600
57960	Rental Of Property	125,243	167,960	181,000	224,000
57390	PRCSA Godinez High School	6,162	(10,144)	0	0
Total USE OF MONEY		16,679,300	17,435,090	16,561,520	17,274,710
TOTAL GENERAL FUND USES		318,728,048	352,921,585	340,944,200	390,132,940

City of Santa Ana**General Fund Expenditure Summary**

Acct. Unit	DEPARTMENT & DIVISION	ACTUAL FY 19-20	ACTUAL FY 20-21	ADOPTED FY 21-22	PROPOSED FY 22-23
City Manager					
01103010	CITY MANAGER	1,824,320	1,774,593	2,256,280	2,604,040
01103017	CMO - SERVICE ENHANCEMENT	0	100,000	517,920	300,000
	Subtotal	1,824,320	1,874,593	2,774,200	2,904,040
City Council					
01104012	CITY COUNCIL LEGISLATIVE	486,568	454,031	569,280	1,029,860
	Subtotal	486,568	454,031	569,280	1,029,860
General Non-Dep					
01105015	GENERAL NON-DEPARTMENTAL	1,248,222	1,919,572	2,182,300	7,782,650
01105016	GENERAL NON-DEPARTMENTAL COVID	0	131,831	0	830
01105017	NONDEPTL - SERVICE ENHANCEMENT	0	11,235,276	0	0
01105020	UNFUNDED LIABILITY (UAL)	37,491,249	29,974,309	47,024,480	39,320,080
	Subtotal	38,739,471	43,260,987	49,206,780	47,103,560
Clerk of the Council					
01107017	COTC - SERVICE ENHANCEMENT	0	0	415,000	193,330
01107031	CLERK OF THE COUNCIL - ADMIN	1,720,280	1,131,774	1,055,790	1,742,390
	Subtotal	1,720,280	1,131,774	1,470,790	1,935,720
City Attorney					
01108017	CAO - SERVICE ENHANCEMENT	0	0	0	197,350
01108032	CITY ATTORNEY	2,789,266	2,870,584	2,955,140	3,387,510
	Subtotal	2,789,266	2,870,584	2,955,140	3,584,860
Human Resources					
01109017	HR - SERVICE ENHANCEMENT	0	79,711	115,540	13,940
01109050	HUMAN RESOURCES	1,920,922	2,434,585	3,339,650	2,475,180
01109051	HR EMPLOYEE RELATIONS-Service Enhancements	0	0	0	1,395,050
	Subtotal	1,920,922	2,514,296	3,455,190	3,884,170
Finance Department					
01110017	FMSA - SERVICE ENHANCEMENT	0	0	291,510	319,550
01110100	FIN/MGMT SVS-MANAGEMENT & SUPT	1,218,234	1,249,637	1,515,780	1,503,460
01110110	FIN/MGMT SVS-ACCOUNTING	2,310,506	2,417,922	2,798,810	2,944,490
01110115	FIN/MGMT SVS-PAYROLL	929,111	989,345	958,620	945,540
01110120	FIN/MGMT SVS-PURCHASING	691,972	672,018	894,720	1,573,700
01110130	FIN/MGMT SVS-TREAS/CUST SVS	3,413,137	2,631,354	2,742,170	2,801,930
01110131	FIN/MGMT SVS-MUNICIPAL UTILITY SERVICES	0	828,582	1,214,880	1,184,840
01110132	FIN/MGMT SVS-TAX AND LICENSING	0	0	0	439,980
	Subtotal	8,562,960	8,788,857	10,416,490	11,713,490
Library					
01111017	LIBRARY - SERVICE ENHANCEMENT	0	0	304,080	278,510
01111110	ADMINISTRATION	0	830,590	948,100	1,638,150
01111150	ADULT SERVICES	4,438,612	1,539,919	1,066,390	714,120

City of Santa Ana

General Fund Expenditure Summary

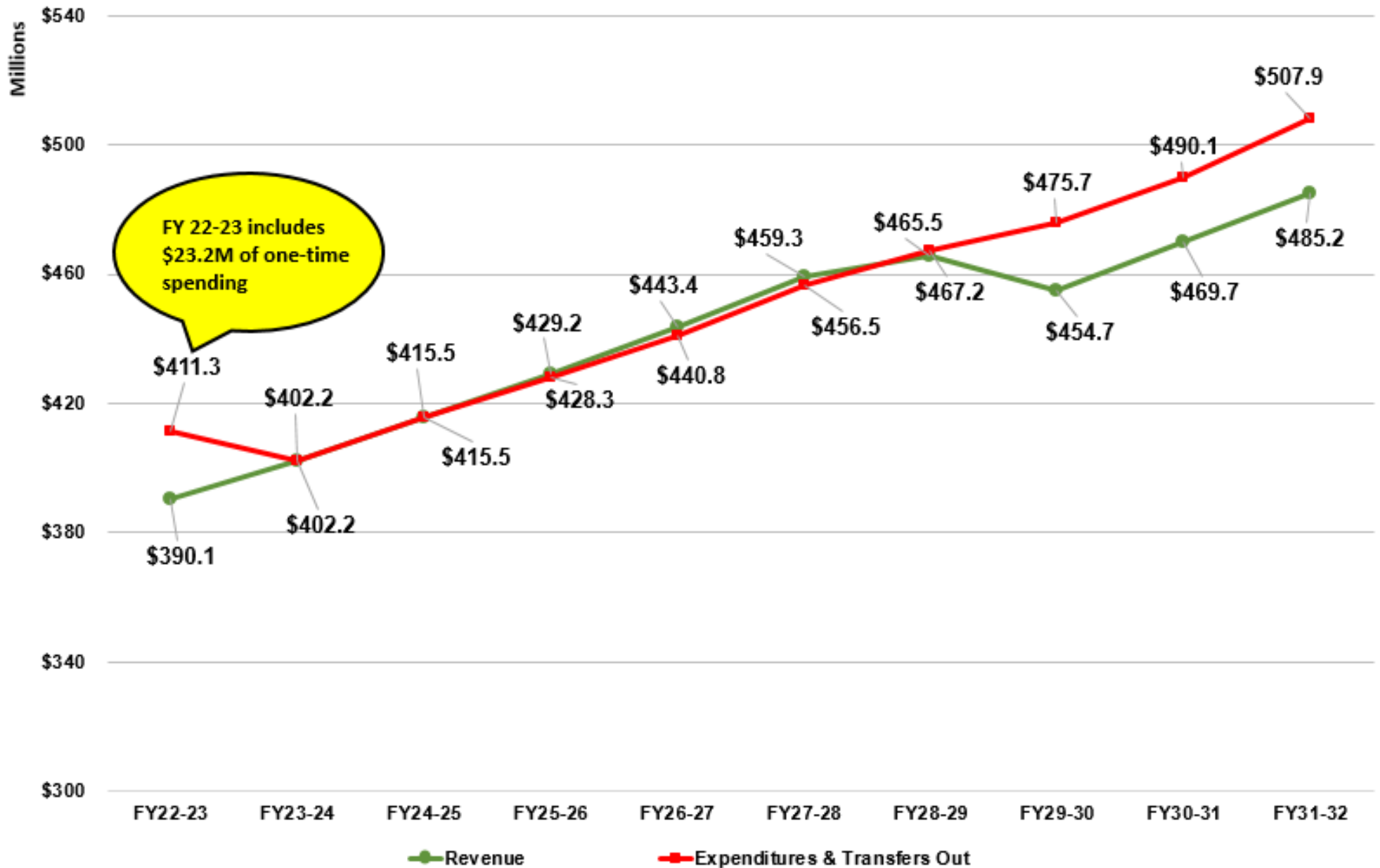
Acct. Unit	DEPARTMENT & DIVISION	ACTUAL FY 19-20	ACTUAL FY 20-21	ADOPTED FY 21-22	PROPOSED FY 22-23
01111160	YOUTH SERVICES	0	630,420	925,420	1,070,390
01111180	YOUNG ADULT SERVICES	0	585,876	828,390	1,058,210
01111190	TECH & SUPPORT SVCS	0	1,191,725	1,791,960	1,920,930
	Subtotal	4,438,612	4,778,529	5,864,340	6,680,310
Museum Fund					
01112030	BOWERS MUSEUM MAINTENANCE	1,472,977	1,472,977	1,474,030	2,542,320
	Subtotal	1,472,977	1,472,977	1,474,030	2,542,320
Parks, Rec. & Community Services					
01113017	PRCSA - SERVICE ENHANCEMENT	0	4,893,218	5,206,750	1,852,960
01113200	PRCSA - ADMINISTRATION	1,186,583	1,072,140	1,482,700	1,318,690
01113220	PRCSA - ZOO	2,454,281	2,498,790	2,311,780	2,452,410
01113230	PRCSA - RECREATION & COMM. SVC	5,207,478	3,815,416	5,752,080	7,890,220
01113250	PRCSA - PARK FACILITIES	10,303,622	9,401,162	8,536,430	0
	Subtotal	19,151,965	21,680,726	23,289,740	13,514,280
Police Department					
01114017	PD - SERVICE ENHANCEMENT	0	3,660,364	807,510	4,279,980
01114400	OFFICE OF THE CHIEF OF POLICE	1,459,682	1,563,157	1,487,810	1,289,620
01114401	FISCAL & BUDGET	1,281,149	1,438,446	1,692,290	1,341,110
01114402	HUMAN RESOURCES	865,882	707,582	785,230	1,153,580
01114403	BUILDING & FACILITY	4,485,066	4,707,690	3,627,750	4,734,310
01114404	BACKGROUNDS	1,575,734	1,210,225	1,602,240	1,401,750
01114405	TRAFFIC	7,715,471	7,711,674	7,741,890	7,418,650
01114410	TRAINING SERVICES	1,873,229	1,949,855	2,018,970	2,861,450
01114415	INTERNAL AFFAIRS	1,316,872	1,325,438	1,911,730	1,560,660
01114420	FIELD OPERATIONS	54,670,831	51,541,815	60,687,690	57,650,400
01114421	PD ATHLETIC & ACTIVITY LEAGUE	0	0	236,590	551,160
01114425	INFORMATION SERVICES	1,617,303	1,620,192	1,747,140	1,746,090
01114430	ANIMAL SERVICES	3,182,158	0	0	0
01114435	CRIMINAL INVESTIGATIONS-SERVICE ENHANCEMENT	7,106,911	7,615,756	7,440,590	8,370,290
01114440	CRIMES AGAINST PERSONS	9,385,333	5,692,551	4,256,680	4,888,170
01114441	METROPOLITAN DIVISION	0	5,339,780	6,697,510	5,386,220
01114445	SPECIAL INVESTIGATIONS	2,015,198	1,798,490	1,591,680	2,125,380
01114448	EVIDENCE	842,323	907,872	773,830	895,680
01114450	CDC	1,174,243	1,363,816	1,424,810	1,286,420
01114455	FORENSIC SERVICES	2,278,463	2,170,148	2,457,410	2,357,520
01114460	RECORDS SERVICES	1,783,364	1,852,923	1,972,000	2,141,690
01114465	COMMUNICATIONS-SERVICE ENHANCEMENT	5,971,344	6,412,946	7,266,370	7,286,670
01114470	VICE/NARCOTICS-SERVICE ENHANCEMENT	262,542	531,973	444,870	460,590
01114471	INVESTIGATIONS SUPPORT SERVICE	1,502,183	1,480,601	1,844,500	1,541,090
01114475	JAIL OPERATIONS	18,753,444	18,920,531	19,821,610	19,548,050
01114480	REGIONAL NARCOTIC SUPPRESSION	961,772	337,171	263,320	39,810
01114485	HOMELAND SECURITY & CRIME PREV	189,227	104,431	261,680	261,890
01114490	TOBACCO RETAIL LICENSE PRG	51,290	102,872	218,800	194,760
	Subtotal	132,321,013	132,068,299	141,082,500	142,772,990

City of Santa Ana

General Fund Expenditure Summary

Acct. Unit	DEPARTMENT & DIVISION	ACTUAL FY 19-20	ACTUAL FY 20-21	ADOPTED FY 21-22	PROPOSED FY 22-23
Fire Department					
01115017	FIRE - SERVICE ENHANCEMENT	0	3,046,077	0	4,489,000
01115330	FIRE SUPPRESSION/EMS	46,841,773	42,726,835	51,618,690	49,467,950
	Subtotal	46,841,773	45,772,912	51,618,690	53,956,950
Plng & Blg Agy					
01116017	PBA - SERVICE ENHANCEMENT	0	118,119	282,800	295,300
01116500	PLNG & BLG AGY-ADMINISTRATION	2,292,821	2,554,857	2,346,450	2,617,680
01116510	PLNG & BLG AGY-PLANNING	2,993,614	3,269,848	2,230,160	4,452,700
01116520	PLNG & BLG AGY-PERMIT & INS SV	1,812,022	1,834,378	2,107,160	2,554,750
01116530	PLNG & BLG AGY-PERMIT & PLN CK	1,950,218	1,949,352	2,415,350	2,953,260
01116540	PLNG & BLG AGY-COMM PRESERVA	1,161,545	1,211,533	1,632,060	2,068,740
01116550	PROACTIV RENTL ENFORCEMENT PRG	640,177	445,474	705,110	819,610
01116560	NEIGHBORHOOD INITIATIVES PROGR	582,183	582,349	634,460	623,420
01116570	ANIMAL SERVICES	0	3,011,857	3,181,730	3,160,010
	Subtotal	11,432,580	14,977,766	15,535,280	19,545,470
Public Works					
01117017	PWA - SERVICE ENHANCEMENT	0	1,695,602	1,596,620	6,790,120
01117605	PUB WKS-CITY FCLTIES LIC AGRMT	50,000	99,855	125,000	50,000
01117606	PUB WKS DEVELOPMENT ENGINEERING	0	0	550,000	550,000
01117620	PUBLIC WORKS-TRAFFIC/TRANSPORTATION ENGINEERING	6,432,411	2,983,980	3,068,140	7,905,560
01117621	PUB WKS-Bus Shelter Program – Service Enhancement	0	0	550,000	0
01117625	PUB WKS-ROADWAY MARKING/SIGNS	604,667	591,111	600,200	600,200
01117626	PUB WKS-SIDEWALKS-SERVICE ENHANCEMENT	0	1,000,000	0	1,000,000
01117630	PUB WKS-STREET LIGHT MAINTENAN	3,379,908	3,272,788	3,333,350	3,858,970
01117642	Graffiti Abatement Program	781,923	1,341,058	1,508,020	2,109,040
01117643	PUB WKS-Pub Works Trees – Service Enhancement	3,753,219	3,743,232	3,558,760	4,479,630
01117644	PUB WKS-CROSSING GUARD	0	141,114	820,980	1,045,440
01117650	PUB WKS-SARTC MAINTENANCE	694,034	232,778	0	0
01117651	PARK MAINTENANCE SERV ENHCMENT	0	0	0	12,564,650
01117652	PWA - PARK SERVICE ENHANCEMENT	0	0	0	4,080,040
01117660	PUB WKS-ROAD MAINTENANCE	164	0	0	3,500,000
	Subtotal	15,696,326	15,101,519	15,711,070	48,533,650
Community Development					
01118017	CDA - SERVICE ENHANCEMENT	0	910,916	2,110,000	2,750,000
01118810	ECONOMIC DEVELOPMENT	1,402,782	978,090	918,150	4,257,830
01118811	Homeless Services	356,927	748,715	401,510	420,320
01118812	CDA ADMIN-SERVICE ENHANCEMENT	94,276	142,626	193,470	241,450
01118825	SALES TAX REBATE AGREEMENT	758,005	713,303	275,000	275,000
	Subtotal	2,611,990	3,493,649	3,898,130	7,944,600
	TOTAL GENERAL FUND EXPENDITURES	290,011,023	300,241,500	329,321,650	367,646,270
Interfund Transfers					
01106017	INTER-FUND XFERS - SRV ENHCMENT	0	1,100,000	0	1,081,870
01106019	GENERAL FUND: INTERFUND TRANSFERS	20,758,152	23,518,746	24,173,510	34,808,620
	Subtotal	20,758,152	24,618,746	24,173,510	35,890,490
	TOTAL GENERAL FUND USES	310,769,175	324,860,245	353,495,160	403,536,760

Ten-Year General Fund Outlook



City of Santa Ana Measure X
Fiscal Year Ended June 30, 2023

Category	Description	Department Responsible	Recurring costs identified in FY20-21	Recurring costs identified in FY21-22	Recurring costs identified in FY22-23	One-time costs identified in FY22-23	Total plan spending
Maintain Effective 9-1-1 Response	Human Resources Technician dedicated to Police Recruiting	HR	116,747				116,747
Maintain Effective 9-1-1 Response	Park Security Contract	PRCSA	667,100				667,100
Maintain Effective 9-1-1 Response	Ambulance Service Contract increase to maintain service level	FMSA	1,000,000	150,000			1,150,000
Maintain Effective 9-1-1 Response	Police Department Overtime	PD	1,700,000				1,700,000
Maintain Effective 9-1-1 Response	Funding for additional police officers, traffic collision investigators; office assistants to relieve police officers stand-by pay, cash-outs and related benefits	PD	4,280,000				4,280,000
Maintain Effective 9-1-1 Response	Public Safety Salary & Related Benefits	PD	1,500,000				1,500,000
Maintain Effective 9-1-1 Response	Public Safety Specialized Units: Criminal Investigations; Metro Division; Communications; Vice; and Investigations and Support Service	PD	1,400,000				1,400,000
Retaining Firefighters	Orange County Fire contract increase to maintain service level	FMSA	7,725,000				7,725,000
Retaining Police Officers	Cost of POA Contract Increase	FMSA		2,742,000			2,742,000
Addressing Homelessness	Code Enforcement Officers (2)	PBA	295,300				295,300
Addressing Homelessness	Public Safety Response - Homelessness (Labor)	PD	7,000,000				7,000,000
Addressing Homelessness	Public Safety Response - Homelessness (Contractual and Other)	PD	1,500,000				1,500,000
Addressing Homelessness	QOLT Clean-Up Staffing (2 Maint Workers II + Sanitation Inspect II)	PWA	303,340				303,340
Addressing Homelessness	QOLT Clean-Up Contract Homeless Services	PWA	500,000				500,000
Addressing Homelessness	Homeless Outreach & Engagement	CDA	500,000				500,000
Fixing Streets	Sidewalk and/or Street Repair	PWA		1,000,000			1,000,000
Fixing Streets	Streetlight Pole work - Under lit Areas	PWA	3,058,970				3,058,970
Fixing Streets	Streetlights Maintenance	PWA			992,390		992,390
Fixing Streets	Traffic Calming	PWA		1,000,000			1,000,000
Fixing Streets	Bucket Truck for Street Light Maintenance	PWA				200,000	200,000
Fixing Streets	Median Landscaping	PWA			500,000		500,000
Fixing Streets	Alley improvement program	PWA		1,500,000			1,500,000
Maintaining Parks	Park Maintenance and Repairs / Master Plan	PRCSA/PWA	2,242,230		2,500,000		4,742,230
Maintaining Parks	Park Facilities - Personnel	PWA	1,300,000				1,300,000
Maintaining Parks	Park Ambassador	PRCSA	300,000				300,000
Maintaining Parks	Armed Security for Parks	PRCSA			1,500,000		1,500,000
Maintaining Parks	Salgado Community Center Improvements	PWA				800,000	800,000
Maintaining Parks	Corbin Community Center Improvements	PWA				700,000	700,000
Preserve Service Level from FY18-19	FY18-19 Budget Deficit - Planned Staff Savings not implemented	FMSA	1,500,000				1,500,000
Preserve Service Level from FY18-19	FY18-19 Budget Deficit - Planned Use of General Fund Reserve	FMSA	10,200,000				10,200,000
Youth Services	Zoo Personnel	PRCSA	513,380				513,380
Youth Services	Librarians and administrative Support (Personnel)	Library	278,510				278,510
Youth Services	Crossing Guard	PWA		466,626			466,626
Youth Services	Youth Employment Program	CDA			100,000		100,000
Subtotal Before Unrestricted Purposes			47,880,577	6,858,626	5,592,390	1,700,000	62,031,593

City of Santa Ana Measure X
Fiscal Year Ended June 30, 2023

Category	Description	Department Responsible	Recurring costs identified in FY20-21	Recurring costs identified in FY21-22	Recurring costs identified in FY22-23	One-time costs identified in FY22-23	Total plan spending
Unrestricted General Revenue Purpose	Vehicle Incentive Program (VIP)	CDA	1,700,000				1,700,000
Unrestricted General Revenue Purpose	New Debt Payments for Purchase of Streetlights	PWA	800,000				800,000
Unrestricted General Revenue Purpose	Street Tree Maintenance (Tree-Trimming)	PWA	136,000	100,000			236,000
Unrestricted General Revenue Purpose	Various (Partially Restore/Frozen Positions)	Multiple		800,000			800,000
Unrestricted General Revenue Purpose	Universal Legal Defense Fund for Dreamers & Parents	CMO	300,000				300,000
Unrestricted General Revenue Purpose	Public Meeting Software & ADA Captioning	COTC	50,000				50,000
Unrestricted General Revenue Purpose	Zoo Contract & Supply Enhancements	PRCSA	776,500				776,500
Unrestricted General Revenue Purpose	Sales Tax Rebate - Tac Energy & Volvo	CDA	550,000		240,000		790,000
Unrestricted General Revenue Purpose	Santa Ana Regional Transportation Center Subsidy and Maintenance	PWA	1,100,000				1,100,000
Unrestricted General Revenue Purpose	Support for Utility Billing, Business Retention and HR - Administrative	FMSA	71,260				71,260
Unrestricted General Revenue Purpose	Principal HR Analyst	HR	75,100				75,100
Unrestricted General Revenue Purpose	Permit Service Technician- PBA salaries	PBA		85,140			85,140
Unrestricted General Revenue Purpose	Engineering Salaries for review of Plan Checks and Permits	PBA		500,000			500,000
Unrestricted General Revenue Purpose	Sponsor Local Arts & Culture	CDA		100,000			100,000
Unrestricted General Revenue Purpose	Vietnamese Community Liaison	CMO		150,000			150,000
Unrestricted General Revenue Purpose	Part-Time staff salaries	CMO		67,920			67,920
Unrestricted General Revenue Purpose	Executive Assistance	CMO		119,740			119,740
Unrestricted General Revenue Purpose	(1) Full-time staff attorney position	CAO		188,160			188,160
Unrestricted General Revenue Purpose	Protected Bike Lane sweeping program	PWA		150,000			150,000
Unrestricted General Revenue Purpose	Records Manager	COTC		159,960			159,960
Unrestricted General Revenue Purpose	Juneteenth Celebration 2022	PRCSA		75,000			75,000
Unrestricted General Revenue Purpose	Increase the City Events budget	PRCSA		150,000		900,000	1,050,000
Unrestricted General Revenue Purpose	South Main Corridor Restaurant Incubation	CDA				1,500,000	1,500,000
Unrestricted General Revenue Purpose	Santa Ana Business Interruption Fund program	CDA				1,500,000	1,500,000
Unrestricted General Revenue Purpose	Chinatown Memorial at 3rd & Bush	CMO				25,000	25,000
Unrestricted General Revenue Purpose	Economic Dev. Spec. I	CDA		115,680			115,680
Unrestricted General Revenue Purpose	City Council, Contract Vendor Personnel Services	COTC		420,000			420,000
Unrestricted General Revenue Purpose	PWA Graffiti Abatement Service Enhancement (Graffiti Removal)	PWA		600,000			600,000
Unrestricted General Revenue Purpose	General Plan requirements for communications/outreach/monitoring	PBA			100,000		100,000
Unrestricted General Revenue Purpose	Tree Maintenance Bucket Truck	PWA				400,000	400,000
Unrestricted General Revenue Purpose	Citywide Seismic Retrofit Study	PBA				300,000	300,000
Unrestricted General Revenue Purpose	Interview Rooms Recording Equipment to comply with SB 923	PD				144,620	144,620
Unrestricted General Revenue Purpose	Handheld Radios Replacement Required by County	PD				270,650	270,650
Unrestricted General Revenue Purpose	Community Room AV equipment	PD				120,000	120,000
Unrestricted General Revenue Purpose	Grand Central Roof and AC Units	PWA				800,000	800,000
Unrestricted General Revenue Purpose	Parking Enterprise Subsidy	CDA				2,873,040	2,873,040
Unrestricted General Revenue Purpose	Museum Building Rehab	Outside				1,025,000	1,025,000
Unrestricted General Revenue Purpose	Zoning Code Updates	PBA				1,500,000	1,500,000
Unrestricted General Revenue Purpose	Fire Stations Rehab	Fire				1,175,000	1,175,000
Unrestricted General Revenue Purpose	Future Pension Stabilization (115 Trust)	Multiple				7,750,000	7,750,000
Subtotal Unrestricted Purposes			5,558,860	3,781,600	340,000	20,283,310	29,963,770
Totals			\$ 53,439,437	\$ 10,640,226	\$ 5,932,390	\$ 21,983,310	\$ 91,995,363

Cannabis Fund – Youth Services

Library	
Book Mobile - Books, subscriptions and related costs	95,500
Digital content and subscriptions (Hoopla, Overdrive, Enki, Newsbank, ABC Mouse, Ancestry, etc.)	186,650
Library over 300 Hotspots	275,000
Library program staff and related costs	277,620
Newhope Library ADA interior and exterior facility upgrades	1,110,730
Youth Services - Creative cloud licenses and various misc. expenses	54,500
Total Library	2,000,000
Parks, Recreation and Community Services	
Aquatics	335,000
Parks program staff and related costs	1,257,780
Internship Program	898,490
Nature Center	114,140
Recreation Mobile	61,030
Splashpad Project	325,890
Santa Anita Soccer Field	1,816,650
Teen Excursion	67,950
Traveling Zoo	250,000
Youth Services - Program supplies	21,560
Zoo & You Program	90,000
Total Parks, Recreation and Community Services	5,238,490

Cannabis Fund – Enforcement Services

Legal Enforcement - City Attorney's Office staff	239,820
Contract legal services	300,000
Total Legal Enforcement	539,820
Code Enforcement- Planning and Building Agency - Code Enforcement Supervisor, 8 Code Enforcement Officers, Code Enforcement Associate and Admin Staff	1,363,270
Equipment and Supplies	20,000
Total Code Enforcement	1,383,270
Safety and Security - Police Department staff (6 Police Officers & 1 Sergeant) and related costs	1,768,750
Increased enforcement for proposed Cannabis Lounges	600,000
Evidence warehouse for cannabis activities	142,800
Body worn Camera Program	1,075,060
Replacement of mobile data computers	1,000,000
Total Safety & Security Enforcement	4,586,610
Collections Enforcement - Finance and Management Services staff	105,980
Contract services to audit cannabis activities	255,550
Total Collections Enforcement	361,530
Total Enforcement Services:	6,871,230

PROPOSED CANNABIS SPENDING-YOUTH SERVICES

Total Youth Spending Appropriation: \$8.2M

Library: \$3.1M

Newhope Library Renovation

-Project is in process, interior and exterior upgrades

Youth Services

-Staffing for the Library's youth tutoring program
-Roll out of 500 Google chrome books and more than 300 mobile hotspots

Bookmobile

-Ongoing costs for staffing ,a new collection of books and materials. Launch date is Summer 2022.

Parks & Recreation: \$5.1M

Recreation Programs

-Recreation Mobile
-Nature Center
-Traveling Zoo exhibit

Youth Services

-Funding for non-profits	-Free monthly youth excursions
-Zoo and You	-Youth paid internships
-Year-round aquatics	

Projects

-Splash Pads	-Santa Anita Park
-Seven fitness courts	Project, new soccer field
-New Zoo Exhibits	



PROPOSED CANNABIS SPENDING-ENFORCEMENT

Total Enforcement Spending Appropriation: \$3.3M

City Attorney

\$239k

-Assistant City Attorney-
prepares proceedings
related to Enforcement

Planning & Building

\$962k

-Staff to ensure compliance with
zoning and inspections,
administrative support and security of
vacant and abandoned buildings

Police Department

\$1.8M

-Six Police Officers to provide
assistance and other
enforcement activities

Finance

\$361k

-Staff to collect and monitor tax and
fee collection and ensure auditing
and Fiscal compliance



**Estimated Spendable Fund Balance Summary
Fiscal Year 2022-2023**

Fund Number	Fund Name	Estimated Beginning Balance	FY 22-23 Revenues	FY 22-23 Transfers In	FY 22-23 Total Resources	FY 22-23 Expenditures	FY 22-23 Transfers Out	FY 22-23 Total Uses	Change in Fund Balance	Estimated Ending Fund Balance
GENERAL FUND										
011	GENERAL FUND	97,462,861	390,132,940	-	390,132,940	(352,133,690)	(51,403,070)	(403,536,760)	(13,403,820)	84,059,041
	General Fund Total	97,462,861	390,132,940	-	390,132,940	(352,133,690)	(51,403,070)	(403,536,760)	(13,403,820)	84,059,041
SPECIAL REVENUE - GF										
012	CANNABIS PUBLIC BENEFIT FUND	2,896,953	-	14,233,300	14,233,300	(14,029,540)	-	(14,029,540)	203,760	3,100,713
016	CASP CERTIFICATION & TRAINING	258,927	85,000	-	85,000	(85,000)	-	(85,000)	-	258,927
021	PRCSA CATV FUND	1,474,973	250,000	-	250,000	(250,000)	-	(250,000)	-	1,474,973
022	PRCSA FEE & DONATION	28,146	-	-	-	(27,700)	-	(27,700)	(27,700)	446
051	CAPITAL OUTLAY FUND	680,727	1,023,500	292,000	1,315,500	(1,124,000)	-	(1,124,000)	191,500	872,227
053	CITY SERVICES	516,374	3,621,520	-	3,621,520	(3,621,520)	-	(3,621,520)	-	516,374
100	SECTION 457 FIDUCIARY ADMIN	102,447	67,300	-	67,300	(93,000)	-	(93,000)	(25,700)	76,747
110	STRONG MOTION INSTRUMENTATION	97,777	16,000	-	16,000	(16,000)	-	(16,000)	-	97,777
120	FIRE FACILITIES FUND	2,328,978	780,100	-	780,100	(2,728,100)	-	(2,728,100)	(1,948,000)	380,978
121	SPECIAL REPAIR/DEMOLITION	632,787	160,000	-	160,000	(160,000)	-	(160,000)	-	632,787
	Special Revenue - GF Total	9,018,089	6,003,420	14,525,300	20,528,720	(22,134,860)	-	(22,134,860)	(1,606,140)	7,411,949
GRANT FUNDS										
031	AIR QUALITY IMPR. (AB 2766)	627,984	534,000	-	534,000	(537,540)	(7,050)	(544,590)	(10,590)	617,394
122	EMERGENCY & HEALTH GRANTS	1,676,904	4,617,470	-	4,617,470	(2,313,780)	(810)	(2,314,590)	2,302,880	3,979,784
123	WORKFORCE INVESTMENT ACT	511,105	2,404,270	-	2,404,270	(2,343,280)	(60,990)	(2,404,270)	-	511,105
124	ORANGE COUNTY SSA GRANTS	994,701	2,520,790	-	2,520,790	(2,510,140)	(10,650)	(2,520,790)	-	994,701
125	OES UASI	2,390,312	6,941,060	-	6,941,060	(6,941,060)	-	(6,941,060)	-	2,390,312
127	D.O.J. GRANT FUND	(4,071)	446,210	-	446,210	(446,210)	-	(446,210)	-	(4,071)
128	POLICE BLOCK GRANTS	838,710	49,050	-	49,050	(903,970)	-	(903,970)	(854,920)	(16,210)
130	HOME PROGRAM FEDERAL GRANT	15,842	2,294,400	-	2,294,400	(2,284,790)	(9,610)	(2,294,400)	-	15,842
135	COMMUNITY DEV BLOCK GRANT	1,930,143	6,571,210	-	6,571,210	(6,463,540)	(107,670)	(6,571,210)	-	1,930,143
136	HOUSING AUTHORITY-VOUCHER HAP	(114,291)	41,314,540	-	41,314,540	(41,314,540)	-	(41,314,540)	-	(114,291)
137	HOUSING AUTHORITY- MAINSTREAM	-	2,427,940	-	2,427,940	(2,427,940)	-	(2,427,940)	-	-
138	HOUSING AUTHORITY- MS5	686,888	2,357,600	-	2,357,600	(2,357,600)	-	(2,357,600)	-	686,888
139	HOUSING AUTHORITY-NEW CONSTR	113,614	244,730	-	244,730	(244,500)	(230)	(244,730)	-	113,614
140	HOUSING AUTHORITY-VOUCHER ADM	1,884,171	4,510,880	-	4,510,880	(4,418,930)	(91,940)	(4,510,870)	10	1,884,181
158	PLANNING GRANTS PROGRAM	2,823,272	5,633,850	-	5,633,850	(5,437,830)	-	(5,437,830)	196,020	3,019,292
165	OFFICE OF SAFETY GRANT	(83,106)	165,000	-	165,000	(165,000)	-	(165,000)	-	(83,106)
169	RECREATION GRANTS FUND	405,247	300,640	-	300,640	(300,640)	-	(300,640)	-	405,247
180	ARPA EHV ADMIN FEES	191,350	111,430	-	111,430	(111,420)	-	(111,420)	10	191,360
181	AMERICAN RESCUE PLAN ACT	9,197,919	-	-	-	(1,890,170)	-	(1,890,170)	(1,890,170)	7,307,749
182	HOME-ARP PROGRAM FEDERAL GRANT	-	34,130	-	34,130	(34,130)	-	(34,130)	-	-
183	ARPA - CA FOR ALL YOUTH WDP	-	4,497,520	-	4,497,520	(4,497,520)	-	(4,497,520)	-	-
	Grant Funds Total	24,086,694	87,976,720	-	87,976,720	(87,944,530)	(288,950)	(88,233,480)	(256,760)	23,829,934
OTHER RESTRICTED FUNDS										
020	OTS-TRAFFIC OFFENDER PROGRAM	39,092	55,360	-	55,360	(55,360)	-	(55,360)	-	39,092
023	INMATE WELFARE FUND	1,531,318	2,299,510	-	2,299,510	(2,299,510)	-	(2,299,510)	-	1,531,318
024	POLICE ACTIVITIES & PROGRAMS	62,573	565,320	-	565,320	(565,270)	-	(565,270)	50	62,623
026	CRIMINAL ACTIVITIES FUND	144,383	-	-	-	(70,520)	-	(70,520)	(70,520)	73,863
029	SPECIAL GAS TAX	2,537,184	17,183,130	-	17,183,130	(8,968,120)	(9,107,290)	(18,075,410)	(892,280)	1,644,904
074	CIVIC CENTER MAINTENANCE	(329,807)	3,608,250	1,179,400	4,787,650	(4,840,210)	(13,200)	(4,853,410)	(65,760)	(395,567)
133	HOUSING AUTHORITY-ISSUER FEE	2,728,128	70,000	-	70,000	(128,790)	(1,300)	(130,090)	(60,090)	2,668,038
166	US DOJ ASSET FORFEITURE FUND	272,359	-	-	-	(758,500)	-	(758,500)	(758,500)	(486,141)
167	US TREASURY ASSET FORFEITURE	(2,828)	-	-	-	(139,280)	-	(139,280)	(139,280)	(142,108)
177	EMERGENCY RENTAL ASSISTANCE PG	11,484,633	87,060	-	87,060	(84,540)	(2,520)	(87,060)	-	11,484,633
178	COVID-19 RESPONSE	-	3,500,000	-	3,500,000	(134,870)	-	(134,870)	3,365,130	3,365,130
417	INCLUSIONARY HOUSING FEE	10,216,026	71,120	-	71,120	(1,528,540)	(9,900)	(1,538,440)	(1,467,320)	8,748,706
607	HOUSING AUTHORITY LMIHF	2,688,085	770,280	-	770,280	(1,967,270)	(12,040)	(1,979,310)	(1,209,030)	1,479,055
655	2018 SERIES TAX ALLOC BOND	-	-	11,231,650	11,231,650	(11,231,650)	-	(11,231,650)	-	-
670	COSA RDA	419,972	-	130,000	130,000	(130,200)	-	(130,200)	(200)	419,772
671	COSA RDA OBLIGATION RETIREMENT	5,732,046	11,773,130	-	11,773,130	(411,480)	(11,361,650)	(11,773,130)	-	5,732,046
	Other Restricted Funds Total	37,523,164	39,983,160	12,541,050	52,524,210	(33,314,110)	(20,507,900)	(53,822,010)	(1,297,800)	36,225,364

**Estimated Spendable Fund Balance Summary
Fiscal Year 2022-2023**

Fund Number	Fund Name	Estimated Beginning Balance	FY 22-23 Revenues	FY 22-23 Transfers In	FY 22-23 Total Resources	FY 22-23 Expenditures	FY 22-23 Transfers Out	FY 22-23 Total Uses	Change in Fund Balance	Estimated Ending Fund Balance
ENTERPRISE FUNDS										
027	PARKING FUND	89,844	2,281,390	2,873,040	5,154,430	(5,154,430)	-	(5,154,430)	-	89,844
056	SANITARY SEWER SERVICE	5,882,835	8,895,300	-	8,895,300	(8,718,140)	(250,000)	(8,968,140)	(72,840)	5,809,995
057	FED CLEAN WATER PROTECTION ENT	3,133,902	2,760,000	2,540,800	5,300,800	(5,097,720)	(200,000)	(5,297,720)	3,080	3,136,982
060	WATER REVENUE	8,324,909	73,576,450	-	73,576,450	(73,368,430)	(21,280,800)	(94,649,230)	(21,072,780)	(12,747,871)
066	ACQUISITION & CONSTRUCTION	160,484	-	20,000,000	20,000,000	(3,125,000)	-	(3,125,000)	16,875,000	17,035,484
067	REGIONAL TRANSP CENTER	7,742	759,870	-	1,841,740	(1,777,850)	-	(1,777,850)	63,890	71,632
068	SANITATION FUND	4,580,398	6,142,900	200,000	6,342,900	(7,563,840)	-	(7,563,840)	(1,220,940)	3,359,458
069	REFUSE COLLECTION SERVICE	3,955,073	16,286,740	-	16,286,740	(18,075,050)	(1,010,000)	(19,085,050)	(2,798,310)	1,156,763
Enterprise Funds Total		26,135,187	110,702,650	26,695,710	137,398,360	(122,880,460)	(22,740,800)	(145,621,260)	(8,222,900)	17,912,287
INTERNAL SERVICE FUNDS										
070	EQUIPMENT REPLACEMENT FUND	5,873,887	738,700	-	738,700	(664,000)	-	(664,000)	74,700	5,948,587
073	BUILDING MAINT FUND	2,098,075	5,623,060	-	5,623,060	(5,663,860)	-	(5,663,860)	(40,800)	2,057,275
075	FLEET MAINTENANCE/STORES	671,374	5,467,310	-	5,467,310	(5,826,720)	-	(5,826,720)	(359,410)	311,964
076	STORES & PROPERTY CONTROL	147,932	1,804,100	-	1,804,100	(1,970,290)	-	(1,970,290)	(166,190)	(18,258)
080	LIABILITY AND PROPERTY INS FND	13,313,436	11,092,950	4,654,820	15,747,770	(15,898,440)	-	(15,898,440)	(150,670)	13,162,766
081	EMPLOYEE GROUP INSURANCE	(15,852)	26,803,910	2,534,580	29,338,490	(29,472,040)	-	(29,472,040)	(133,550)	(149,402)
082	WORKERS COMPENSATION FUND	15,423,465	10,101,550	-	10,101,550	(10,008,900)	-	(10,008,900)	92,650	15,516,115
085	CITY YARD OPERATION	43,636	1,263,100	-	1,263,100	(1,324,190)	-	(1,324,190)	(61,090)	(17,454)
086	PUB WKS ENG/PROJ MGMT	(701,220)	10,137,760	10,000	10,147,760	(10,200,170)	(113,450)	(10,313,620)	(165,860)	(867,080)
088	QUALITY SERVICE TRAINING	67,963	-	-	-	(307,500)	-	(307,500)	(307,500)	(239,537)
101	PUB WKS-ADMIN & PLANNING	1,722,002	7,733,700	-	7,733,700	(10,130,830)	(94,670)	(10,225,500)	(2,491,800)	(769,798)
109	INFO SYS STRATEGIC PLAN	7,955,746	8,686,630	-	8,686,630	(16,508,530)	-	(16,508,530)	(7,821,900)	133,846
Internal Service Funds Total		46,600,444	89,452,770	7,199,400	96,652,170	(107,975,470)	(208,120)	(108,183,590)	(11,531,420)	35,069,024
CAPITAL PROJECT FUNDS										
032	MEASURE M-STREET CONSTRUCTION	24,944,017	5,762,330	-	5,762,330	(5,760,000)	-	(5,760,000)	2,330	24,946,347
035	NEW TRANSP SYS IMPR AREA F	563,044	-	-	-	(530,000)	-	(530,000)	(530,000)	33,044
054	SANITARY SEWER CAPITAL	1,212,208	60,000	-	60,000	(3,810,000)	-	(3,810,000)	(3,750,000)	(2,537,792)
055	SEWER CONNECTION FEE	730,803	1,140,400	-	1,140,400	(1,000,000)	-	(1,000,000)	140,400	871,203
058	RESIDENTIAL STREET IMPROVEMENT	4,828,527	450,000	-	450,000	(300,000)	-	(300,000)	150,000	4,978,527
059	SELECT STREET CONSTRUCTION	10,932,718	2,266,660	9,068,440	11,335,100	(9,068,440)	-	(9,068,440)	2,266,660	13,199,378
148	TRAFFIC SYSTEM MGMT GRANT	23,938,579	889,000	-	889,000	(889,000)	-	(889,000)	-	23,938,579
224	LOCAL DRAINAGE AREA IV	145,965	-	-	-	(141,470)	-	(141,470)	(141,470)	4,495
226	LOCAL DRAINAGE AREA VI	253,992	-	-	-	(150,000)	-	(150,000)	(150,000)	103,992
400	POLICE UUT LEASE REVENUE BONDS	5,734	-	4,622,100	4,622,100	(4,621,800)	-	(4,621,800)	300	6,034
404	COSA 2014 LEASE FINANCING	74,214	-	5,156,070	5,156,070	(5,156,070)	-	(5,156,070)	-	74,214
Capital Project Funds Total		67,629,802	10,568,390	18,846,610	29,415,000	(31,426,780)	-	(31,426,780)	(2,011,780)	65,618,022
DEBT SERVICE FUND										
406	2021 PENSION OBLIGATION BONDS	17	-	15,340,770	15,340,770	(15,331,870)	-	(15,331,870)	8,900	8,917
Debt Service Fund Total		17	-	15,340,770	15,340,770	(15,331,870)	-	(15,331,870)	8,900	8,917
GRAND TOTAL - ALL FUNDS										
GRAND TOTAL - ALL FUNDS		\$ 308,456,258	\$ 734,820,050	\$ 95,148,840	\$ 829,968,890	\$ (773,141,770)	\$ (95,148,840)	\$ (868,290,610)	\$ (38,321,720)	\$ 270,134,538

Workforce Changes




**This Page Intentionally
Left Blank**



FY 22-23 ORGANIZATION CHART

FULL-TIME EMPLOYEES





**This Page Intentionally
Left Blank**

Proposed Full-Time Workforce Changes - FY 22-23
Organizational Changes - Additions/Deletions

Department	Qty.	Position	Fiscal Impact	General Fund	Non-General Fund	Value in months	
						for FY 22-23	Annual Value
City Attorney's Office	1	Paralegal	74,050	74,050	0	9 mos.	98,733
	1		74,050	74,050	0		98,733
City Manager's Office	1	Management Assistant	117,050	117,050	0	12 mos.	117,050
	1		117,050	117,050	0		117,050
Community Development Agency							
	2	Housing Specialist II*	185,720	0	185,720	12 mos.	185,720
	1	Workforce Specialist I*	84,010	0	84,010	12 mos.	84,010
	(1)	Senior Residential Construction Specialist**	0	0	0	12 mos.	0
	(1)	Loan Specialist**	0	0	0	12 mos.	0
	(1)	Accounting Assistant (ARPA)**	0	0	0	12 mos.	0
	0		269,730	0	269,730		269,730
		* Grant funding to be reallocated from housing programs					
		** Grant funding to be reallocated for other ARPA/housing programs					
Human Resources	1	Safety Administrator (MM)	119,780	0	119,780	9 mos.	159,707
	1		119,780	0	119,780		159,707
Library Services	1	Librarian	78,110	78,110	0	9 mos.	104,147
	1	Senior Accounting Assistant	69,210	69,210	0	9 mos.	92,280
	1	Library Services Assistant	55,880	55,880	0	9 mos.	74,507
	3		203,200	203,200	0		270,933
Parks, Recreation and Community Services Agency							
	1	Zoo Keeper I	57,830	57,830	0	9 mos.	77,107
	2	Zoo Education Specialist	130,560	0	130,560	9 mos.	174,080
	3		188,390	57,830	130,560		251,187
Planning and Building Agency							
	1	Accounting Assistant	63,870	63,870	0	9 mos.	85,160
	4	Code Enforcement Officers	320,760	0	320,760	9 mos.	427,680
	1	Records Specialist	62,570	62,570	0	9 mos.	83,427
	1	Senior Office Assistant - Building	59,240	59,240	0	9 mos.	78,987
	1	Supervisor of Inspections/Principal	116,210	116,210	0	9 mos.	154,947
	8		622,650	301,890	320,760		830,200

**Proposed Full-Time Workforce Changes - FY 22-23
Organizational Changes - Additions/Deletions**

Department	Qty.	Position	Fiscal Impact	General Fund	Non-General Fund	Value in months	
						for FY 22-23	Annual Value
Police Department	2	Parking Control Officer	125,760	125,760	0	9 mos.	167,680
	1	Correctional Manager	111,100	111,100	0	9 mos.	148,133
	3		236,860	236,860	0		315,813
Public Works Agency	1	Assistant Engineer	80,500	80,500	0	9 mos	107,333
	2	Equipment Operator - Water Services	139,300	0	139,300	9 mos	185,733
	1	Management Aide	77,560	0	77,560	9 mos	103,413
	1	Management Analyst	87,800	0	87,800	9 mos	117,067
	1	Public Works Crew Leader	49,050	0	49,050	9 mos	65,400
	1	Public Works Safety Assistant	36,670	0	36,670	9 mos	48,893
	1	Senior Accounting Assistant	67,440	0	67,440	9 mos	89,920
	2	Solid Waste Code Enforcement Officers	182,320	0	182,320	9 mos	243,093
	1	Storekeeper	70,930	0	70,930	9 mos	94,573
	1	Stormwater Coordinator	89,640	0	89,640	9 mos	119,520
	1	Tree Trimmer	44,630	44,630	0	9 mos	59,507
	1	Water Conservation Specialist	73,570	0	73,570	9 mos	98,093
	1	Water Services Crew Leader	75,220	0	75,220	9 mos	100,293
	2	Water Services Meter Repairer II	138,780	0	138,780	9 mos	185,040
	1	Water Services Worker II	64,800	0	64,800	9 mos	86,400
	1	Water Systems Operator II	68,640	0	68,640	9 mos	91,520
	19		1,346,850	125,130	1,221,720		1,795,800
Total Funded Positions	39		3,178,560	1,116,010	2,062,550		4,109,153

Proposed Full-Time Workforce Changes - FY 22-23
Organizational Changes-Reallocations

Department	Qty.	Position	Fiscal Impact	General Fund	Non-General Fund	Value in months	
						for FY 22-23	Annual Value
City Managers Office	(1)	Senior Management Assistant	(127,000)	(127,000)	0	12 mos.	(127,000)
	1	Principal Management Analyst(Excepted)(AM)	139,880	139,880	0	12 mos.	139,880
	(1)	Executive Assistant	(105,260)	(105,260)	0	12 mos.	(105,260)
	1	Administrative Secretary	94,140	94,140	0	12 mos.	94,140
	0		1,760	1,760	0		1,760
Community Development Agency	2	Economic Development Specialist III	329,820	163,490	166,330	12 mos.	329,820
	(2)	Economic Development Speciaslit II	(316,350)	(156,750)	(159,600)	12 mos.	(316,350)
	0		13,470	6,740	6,730		13,470
Finance & Management Services	1	Administrative Services Manager (MM)	157,910	157,910	0	9 mos.	210,547
	(1)	Accountant I	(111,030)	(111,030)	0	12 mos.	(111,030)
	1	Treasury Services Specialist	94,890	94,890	0	12 mos.	94,890
	(1)	Senior Accounting Assistant	(89,900)	(89,900)	0	12 mos.	(89,900)
	1	Accountant II	114,510	114,510	0	12 mos.	114,510
	(1)	Accountant I	(110,650)	(110,650)	0	12 mos.	(110,650)
	1	Accountant II	135,050	135,050	0	12 mos.	135,050
	(1)	Accountant I	(125,220)	(125,220)	0	12 mos.	(125,220)
	0	PT Salaries reduction	(9,830)	(9,830)	0	12 mos.	0
	0		55,730	55,730	0		118,197
Human Resources	1	Human Resources Technician (UC)*	86,960	0	86,960	12 mos.	86,960
	(1)	Human Resources Specialist (UC)*	(86,960)	0	(86,960)	12 mos.	(86,960)
	1	Human Resources Analyst (UC)*	114,870	0	114,870	12 mos.	114,870
	1	Senior Human Resources Analyst (AM)*	122,830	122,830	0	12 mos.	122,830
	(2)	Human Resources Technician (UC)*	(237,700)	(122,830)	(114,870)	12 mos.	(237,700)
	1	Employee Relations Analyst (UCE)*	89,860	89,860	0	12 mos.	89,860
	(1)	Senior Human Resources Specialist (UC)*	(89,860)	(89,860)	0	12 mos.	(89,860)
	1	Principal Employee Relations Analyst (CAM)*	167,380	167,380	0	12 mos.	167,380
	(1)	Principal Human Resources Analyst (AM)*	(167,380)	(167,380)	0	12 mos.	(167,380)
	1	Risk Management Analyst (UC)	115,680	0	115,680	12 mos.	115,680
	(1)	HR Technician (u/f HR Specialist)	(100,360)	0	(100,360)	12 mos.	(100,360)
	1	Senior Employee Relations Analyst (CAM)	166,220	166,220	0	12 mos.	166,220
	3	Human Resources Analyst (UC)	331,800	331,800	0	12 mos.	331,800
	2	Human Resources Technician (UC)	197,740	197,740	0	12 mos.	197,740
	(2)	Human Resources Technician (UC)	(282,970)	(282,970)	0	12 mos.	(282,970)
(1)	Senior Human Resources Technician (UC)	(102,710)	(102,710)	0	12 mos.	(102,710)	
(2)	Senior Human Resources Specialist (UC)	(178,750)	(178,750)	0	12 mos.	(178,750)	
(1)	Human Resources Specialist (UC)	(85,960)	(85,960)	0	12 mos.	(85,960)	
0		60,690	45,370	15,320		60,690	
	*	<i>Organizational Change in FY 21-22</i>					

**Proposed Full-Time Workforce Changes - FY 22-23
Organizational Changes-Reallocations**

Department	Qty.	Position	Fiscal Impact	General Fund	Non-General Fund	Value in months	
						for FY 22-23	Annual Value
Information Technology							
Department	1	Principal Programmer Analyst	142,430	0	142,430	12 mos.	142,430
	1	Information Technology Infrastructure Supervisor	166,910	0	166,910	12 mos.	166,910
	(1)	Telecommunications Coordinator	(122,370)	0	(122,370)	12 mos.	(122,370)
	(1)	Senior Programmer Analyst	(84,560)	0	(84,560)	12 mos.	(84,560)
	(1)	Web Systems Technician	(84,010)	0	(84,010)	12 mos.	(84,010)
	(1)		18,400	0	18,400		18,400
Parks, Recreation and Community Services							
Agency	1	Principal Management Analyst	161,990	161,990	0	12 mos.	161,990
	(1)	Senior Management Analyst	(157,370)	(157,370)	0	12 mos.	(157,370)
	1	Management Analyst*	118,610	118,610	0	12 mos.	118,610
	(1)	Management Aide*	(118,610)	(118,610)	0	12 mos.	(118,610)
	0		4,620	4,620	0		4,620
	*	<i>Organizational Change in FY 21-22</i>					
Planning and Building							
Agency	2	Planning Technician	101,920	101,920	0	12 mos.	101,920
	0	PT Planning Technician*	(50,960)	(50,960)	0	12 mos.	(50,960)
	1	Assistant Community Planner	108,940	108,940	0	12 mos.	108,940
	(1)	Planning Assistant	(102,160)	(102,160)	0	12 mos.	(102,160)
	1	Permit Services Principal	151,500	151,500	0	12 mos.	151,500
	(1)	Permit Services Supervisor	(146,460)	(146,460)	0	12 mos.	(146,460)
	1	Principal Plan Check Engineer	164,270	164,270	0	12 mos.	164,270
	(1)	Senior Plan Check Engineer	(156,250)	(156,250)	0	12 mos.	(156,250)
	1	Principal Community Planner	122,670	122,670	0	12 mos.	122,670
	(1)	Code Enforcement Associate	(90,870)	(90,870)	0	12 mos.	(90,870)
	2	Senior Permit Services Technician	233,380	233,380	0	12 mos.	233,380
	(2)	Permit Services Technician	(224,500)	(224,500)	0	12 mos.	(224,500)
	2		111,480	111,480	0		111,480
	*	<i>Positions are Part-Time</i>					
Police Department							
	1	Jail Administrator	204,740	204,740	0	12 mos.	204,740
	(1)	Police Administrative Manager	(162,350)	(162,350)	0	12 mos.	(162,350)
	0		42,390	42,390	0		42,390
Public Works Agency							
	(1)	Management Aide	(111,720)	0	(111,720)	12 mos.	(111,720)
	1	Public Works Projects Specialist	114,680	0	114,680	12 mos.	114,680
	0		2,960	0	2,960		2,960
Total Reallocation Change	1		311,500	268,090	43,410		373,967

General Fund Miscellaneous Revenues



**This Page Intentionally
Left Blank**



GENERAL FUND

MISCELLANEOUS REVENUE		ACCOUNTING UNIT			
MISCELLANEOUS REVENUE		01102002			
Account Code	LINE ITEM RESOURCES	ACTUAL FY 19-20	ACTUAL FY 20-21	ADOPTED FY 21-22	PROPOSED FY 22-23
50011	Property Tax	38,846,491	40,340,994	41,772,200	44,305,000
50012	Santa Ana Residual	11,054,295	10,129,450	9,770,000	10,130,000
50015	Prop Tax Pass-through	1,370,588	1,510,097	1,753,340	1,753,340
50016	Prop Tax-In Lieu VLF	34,663,784	36,073,260	37,332,300	39,800,000
50020	Sales Tax	45,707,162	54,999,505	53,650,000	64,550,000
50021	Half-Cent Sales Tax (Safety)	2,110,558	2,440,216	2,455,700	2,718,100
50022	Sales Tax Measure X	61,796,957	75,094,336	65,000,000	88,102,000
50030	Hotel Visitor's Tax	7,739,780	4,349,952	5,000,000	8,500,000
50031	Utility User Tax-Electric	11,001,745	12,132,890	12,000,000	13,100,000
50032	Utility User Tax-Gas	2,434,283	2,588,458	2,400,000	3,200,000
50033	Utility User Tax-Telephone	5,399,271	4,686,308	5,000,000	4,600,000
50034	Utility User Tax-Water	2,874,937	3,243,775	4,250,000	3,500,000
50045	Business Tax	13,031,757	13,718,021	12,200,000	15,000,000
50046	Medical Marijuana Taxes	701,367	1,297,741	1,350,000	850,000
50050	Gas Utility	432,260	445,137	415,700	427,100
50051	Electrical Utility	1,195,806	1,269,621	1,216,100	1,234,000
50053	CATV Franchise Fee	1,098,136	1,352,727	1,337,700	1,299,000
50056	Refuse Franchise Fee – Residential	0	1,851,500	1,851,500	0
50057	Refuse Franchise Fee – Commercial	0	6,769,284	6,700,000	0
50058	Refuse Franchise Fee	0	0	0	8,000,000
50100	Commercial Cannabis - Cultivation Tax	87,727	416,558	250,000	1,100,000
50101	Commercial Cannabis - Distribution Tax	444,825	961,988	1,000,000	1,100,000
50102	Commercial Cannabis - Manufacturing Tax	102,329	167,908	150,000	130,000
50103	Commercial Cannabis - Testing Facility Tax	119,837	91,271	125,000	20,000
50104	Adult-Use Retail Business Cannabis Tax	10,947,403	18,264,957	18,000,000	19,000,000
50200	Documentary Stamp Tax	1,010,591	1,217,102	1,035,500	1,085,000
50201	Homeowner Prop Tax Subvention	188,300	183,369	191,700	188,000
50501	Motor Vehicle Licenses	267,287	245,739	203,100	225,100
52340	Gas Tax From OCTA	301,816	0	0	0
53902	Misc Service Charge	1,342	1,794	0	0
53912	Lobbyist Reg and Disclosure Fee	0	0	0	20,000
57000	Expense Reimbursement	80,719	175,251	68,900	104,000
57010	Miscellaneous Recoveries	21,079	530,980	0	0
57070	Sale of Printed Material	202	0	500	500
57071	Sale of Land	4,000	500,000	0	0
57082	Contributions and Donations	50,000	8,543	0	0
57901	Indirect Cost Recovery	3,246,658	5,859,157	6,720,910	7,500,000
57960	Rental Of Property	125,243	167,960	181,000	224,000
58000	Earning On Investments	1,055,897	586,586	350,000	475,000
58002	Net Increase (Decrease) In Fai	770,926	(788,763)	0	0
58005	Investment Income-Trustee	0	(545)	0	0
59000	Transfer From Fund 050	0	2,751,858	0	0
	SUBTOTAL REVENUES	260,285,358	305,634,985	293,731,150	342,240,140
	TOTAL	260,285,358	305,634,985	293,731,150	342,240,140

**This Page Intentionally
Left Blank**



City Manager's Office



**This Page Intentionally
Left Blank**



**City Manager's Office
Position Summary**

Authorized Personnel	Funded FY 21-22	Workforce Changes	Funded FY 22-23
Assistant City Manager (EM)	1	0	1
Assistant to the City Manager (MM)	1	0	1
Administrative Secretary(UC)	0	1	1
City Manager (EM)	1	0	1
Equity and Inclusion Coordinator (Exempt) (UC)	1	0	1
Executive Assistant (UC)	3	(1)	2
Management Aide (UC)*	1	0	1
Management Assistant (Exempt) (UC)	2	1	3
Public Affairs Information Officer (AM)	1	0	1
Secretary to the City Manager (AM)	1	0	1
Senior Administrative Analyst (AM)	0	1	1
Senior Management Assistant (Exempt) (UC)	1	(1)	0
Funded Total	13	1	14

*Position added in FY 21-22 funded by ARPA Reso#2021-057

GENERAL FUND TOTAL	11.50
FEDERAL/STATE GRANTS	2.50
TOTAL FUNDED POSITION	14.00

**This Page Intentionally
Left Blank**



City Manager

REVENUE

Fund	ACTUAL FY 19-20	ACTUAL FY 20-21	ADOPTED FY 21-22	PROPOSED FY 22-23
021 CATV FUND	-	154,421	250,000	250,000
178 COVID-19 RESPONSE	-	-	-	3,500,000
TOTAL REVENUE	-	154,421	250,000	3,750,000

EXPENDITURE

Fund	ACTUAL FY 19-20	ACTUAL FY 20-21	ADOPTED FY 21-22	PROPOSED FY 22-23
011 GENERAL FUND	1,824,320	1,874,593	2,774,200	2,904,040
012 CANNABIS PUBLIC BENEFIT	2,935	-	-	-
021 CATV FUND	-	24,815	250,000	250,000
176 CARES ACT-STATE	-	8,482,745	-	-
178 COVID-19 RESPONSE	-	-	-	134,870
181 American Rescue Plan Act	-	-	-	157,730
TOTAL EXPENDITURE	1,827,255	10,382,152	3,024,200	3,446,640

**GENERAL FUND
DEPARTMENT RESOURCE SUMMARY**

CITY MANAGER

ACTIVITIES	ACTUAL FY 19-20	ACTUAL FY 20-21	ADOPTED FY 21-22	PROPOSED FY 22-23
EXPENDITURES				
01103010 CITY MANAGER	1,824,320	1,774,593	2,256,280	2,604,040
01103017 CMO - SERVICE ENHANCEMENT	0	100,000	517,920	300,000
TOTAL EXPENDITURES	1,824,320	1,874,593	2,774,200	2,904,040
OPERATING EXPENSES	ACTUAL FY 19-20	ACTUAL FY 20-21	ADOPTED FY 21-22	PROPOSED FY 22-23
61000 SALARIES & BENEFITS	1,203,635	1,374,768	2,078,760	2,151,120
62000 CONTRACTUALS	354,935	247,568	486,300	512,800
63000 COMMODITIES	25,813	29,326	38,350	38,350
65000 FIXED CHARGES	239,937	222,930	170,790	201,770
TOTAL	1,824,320	1,874,593	2,774,200	2,904,040

GENERAL FUND

CITY MANAGER

ACCOUNTING UNIT

CMO - SERVICE ENHANCEMENT

01103017

Account Code	LINE ITEM RESOURCES	ACTUAL FY 19-20	ACTUAL FY 20-21	ADOPTED FY 21-22	PROPOSED FY 22-23
61000	Salaries Regular	0	0	150,000	0
61020	Salaries Part-Time	0	0	64,560	0
61110	Part-Time Retirement	0	0	2,420	0
61120	Medicare Insurance	0	0	940	0
	SUBTOTAL SALARIES & BENEFITS	0	0	217,920	0
62300	Contract Services-Professional	0	100,000	300,000	300,000
	SUBTOTAL CONTRACTUALS	0	100,000	300,000	300,000
	TOTAL	0	100,000	517,920	300,000

GENERAL FUND

CITY MANAGER		ACCOUNTING UNIT			
CITY MANAGER		01103010			
Account Code	LINE ITEM RESOURCES	ACTUAL FY 19-20	ACTUAL FY 20-21	ADOPTED FY 21-22	PROPOSED FY 22-23
61000	Salaries Regular	881,394	1,032,593	1,389,120	1,554,970
61010	Salaries Cash Out/Separation	0	1,512	0	0
61020	Salaries Part-Time	4,751	17,584	62,810	157,330
61040	Salaries Overtime	43,500	17,348	0	0
61100	Retirement-Employer Normal Cost	61,345	83,394	121,620	118,720
61110	Part-Time Retirement	178	659	2,360	5,900
61120	Medicare Insurance	13,372	15,438	22,400	24,930
61130	Health Insurance	124,807	125,842	208,320	213,720
61170	Retiree Health Benefits	0	1,549	3,740	10,610
61180	Worker Compensation Insurance	74,287	78,850	50,470	64,940
	SUBTOTAL SALARIES & BENEFITS	1,203,635	1,374,768	1,860,840	2,151,120
62010	Communications	40,661	67,611	80,000	80,000
62120	Training, Transportation, Meetings	10,170	16,678	35,000	35,000
62131	SAMA Wellness and Fitness Program Reimbursements	0	0	0	1,500
62140	Membership, Subscription & Dues	3,899	2,062	10,000	10,000
62300	Contract Services-Professional	294,206	42,596	43,300	68,300
62600	Parking Validation	0	12,621	6,000	6,000
62700	Auto Expense	6,000	6,000	12,000	12,000
	SUBTOTAL CONTRACTUALS	354,935	147,568	186,300	212,800
63001	Miscellaneous Operating Expenses	25,340	28,770	35,500	35,500
63300	Gas & Diesel	473	556	2,850	2,850
	SUBTOTAL COMMODITIES	25,813	29,326	38,350	38,350
65000	Building Rental	49,860	49,860	34,880	42,420
65010	Rental City Equipment	8,038	6,800	6,510	8,260
65011	Equipment Replacement Charges	6,120	6,200	5,690	1,560
65012	Accident Repair & Replacement	504	600	460	0
65040	IT Maintenance Charge	60,236	60,240	57,580	55,770
65100	Insurance Charges	111,810	91,960	59,400	81,310
65105	Benefits Overhead	0	3,820	2,820	12,450
65210	Delivery Charges	3,369	3,450	3,450	0
	SUBTOTAL FIXED CHARGES	239,937	222,930	170,790	201,770
	TOTAL	1,824,320	1,774,593	2,256,280	2,604,040

**CANNABIS PUBLIC BENEFIT
DEPARTMENT RESOURCE SUMMARY**

CITY MANAGER

ACTIVITIES		ACTUAL FY 19-20	ACTUAL FY 20-21	ADOPTED FY 21-22	PROPOSED FY 22-23
EXPENDITURES					
01203010	CITY MANAGER ENFORCEMENT SERVICES	2,935	0	0	0
	TOTAL EXPENDITURES	2,935	0	0	0
OPERATING EXPENSES		ACTUAL FY 19-20	ACTUAL FY 20-21	ADOPTED FY 21-22	PROPOSED FY 22-23
61000	SALARIES & BENEFITS	848	0	0	0
62000	CONTRACTUALS	2,088	0	0	0
	TOTAL	2,935	0	0	0

CANNABIS PUBLIC BENEFIT

CITY MANAGER		ACCOUNTING UNIT			
CITY MANAGER ENFORCEMENT SERVICES		01203010			
Account Code	LINE ITEM RESOURCES	ACTUAL FY 19-20	ACTUAL FY 20-21	ADOPTED FY 21-22	PROPOSED FY 22-23
61000	Salaries Regular	651	0	0	0
61100	Retirement-Employer Normal Cost	19	0	0	0
61120	Medicare Insurance	9	0	0	0
61130	Health Insurance	115	0	0	0
61180	Worker Compensation Insurance	53	0	0	0
	SUBTOTAL SALARIES & BENEFITS	848	0	0	0
62120	Training, Transportation, Meetings	2,088	0	0	0
	SUBTOTAL CONTRACTUALS	2,088	0	0	0
	TOTAL	2,935	0	0	0

**CATV FUND
DEPARTMENT RESOURCE SUMMARY**

CITY MANAGER

ACTIVITIES	ACTUAL FY 19-20	ACTUAL FY 20-21	ADOPTED FY 21-22	PROPOSED FY 22-23
REVENUES				
50054 CATV Peg Access Support	0	144,504	240,000	240,000
58000 Earning On Investments	0	9,917	10,000	10,000
TOTAL REVENUES	0	154,421	250,000	250,000
EXPENDITURES				
02103010 CATV CAPITAL SUPPORT (PEG)	0	24,815	250,000	250,000
TOTAL EXPENDITURES	0	24,815	250,000	250,000
OPERATING EXPENSES	ACTUAL FY 19-20	ACTUAL FY 20-21	ADOPTED FY 21-22	PROPOSED FY 22-23
62000 CONTRACTUALS	0	2,569	200,000	225,000
63000 COMMODITIES	0	22,245	50,000	25,000
TOTAL	0	24,815	250,000	250,000

CATV FUND

CITY MANAGER

ACCOUNTING UNIT

CATV CAPITAL SUPPORT (PEG)

02103002

Account Code	LINE ITEM RESOURCES	ACTUAL FY 19-20	ACTUAL FY 20-21	ADOPTED FY 21-22	PROPOSED FY 22-23
50054	CATV Peg Access Support	0	144,504	240,000	240,000
58000	Earning On Investments	0	9,917	10,000	10,000
	SUBTOTAL REVENUES	0	154,421	250,000	250,000
	TOTAL	0	154,421	250,000	250,000

CATV FUND

CITY MANAGER		ACCOUNTING UNIT			
CATV CAPITAL SUPPORT (PEG)		02103010			
Account Code	LINE ITEM RESOURCES	ACTUAL FY 19-20	ACTUAL FY 20-21	ADOPTED FY 21-22	PROPOSED FY 22-23
62010	Communications	0	2,569	0	0
62300	Contract Services-Professional	0	0	200,000	225,000
	SUBTOTAL CONTRACTUALS	0	2,569	200,000	225,000
63001	Miscellaneous Operating Expenses	0	22,245	50,000	25,000
	SUBTOTAL COMMODITIES	0	22,245	50,000	25,000
	TOTAL	0	24,815	250,000	250,000

**CARES ACT-STATE
DEPARTMENT RESOURCE SUMMARY**

CITY MANAGER

ACTIVITIES		ACTUAL FY 19-20	ACTUAL FY 20-21	ADOPTED FY 21-22	PROPOSED FY 22-23
EXPENDITURES					
17603010	CARES ACT-STATE CMO	0	8,482,745	0	0
	TOTAL EXPENDITURES	0	8,482,745	0	0
OPERATING EXPENSES		ACTUAL FY 19-20	ACTUAL FY 20-21	ADOPTED FY 21-22	PROPOSED FY 22-23
61000	SALARIES & BENEFITS	0	22,343	0	0
62000	CONTRACTUALS	0	7,021,631	0	0
63000	COMMODITIES	0	1,438,770	0	0
	TOTAL	0	8,482,745	0	0

CARES ACT-STATE

CITY MANAGER		ACCOUNTING UNIT			
CARES ACT-STATE CMO		17603010			
Account Code	LINE ITEM RESOURCES	ACTUAL FY 19-20	ACTUAL FY 20-21	ADOPTED FY 21-22	PROPOSED FY 22-23
61000	Salaries Regular	0	16,213	0	0
61040	Salaries Overtime	0	3,608	0	0
61100	Retirement-Employer Normal Cost	0	1,156	0	0
61120	Medicare Insurance	0	278	0	0
61130	Health Insurance	0	1,088	0	0
	SUBTOTAL SALARIES & BENEFITS	0	22,343	0	0
62300	Contract Services-Professional	0	52,733	0	0
62324	Contract Services-UCI	0	1,044,358	0	0
62325	Contract Services-High Risk Testing	0	5,862,850	0	0
62326	Contract Services-Trilingual Nursing Hotline	0	42,690	0	0
62332	Contract Services-Special Design Masks	0	19,000	0	0
	SUBTOTAL CONTRACTUALS	0	7,021,631	0	0
63001	Miscellaneous Operating Expenses	0	1,438,770	0	0
	SUBTOTAL COMMODITIES	0	1,438,770	0	0
	TOTAL	0	8,482,745	0	0

**COVID-19 RESPONSE
DEPARTMENT RESOURCE SUMMARY**

CITY MANAGER

ACTIVITIES		ACTUAL FY 19-20	ACTUAL FY 20-21	ADOPTED FY 21-22	PROPOSED FY 22-23
REVENUES					
52008	Federal Grant-Direct COVID	0	0	0	3,500,000
	TOTAL REVENUES	0	0	0	3,500,000
EXPENDITURES					
17803010	COVID-19 RESPONSE - CMO	0	0	0	134,870
	TOTAL EXPENDITURES	0	0	0	134,870
OPERATING EXPENSES		ACTUAL FY 19-20	ACTUAL FY 20-21	ADOPTED FY 21-22	PROPOSED FY 22-23
61000	SALARIES & BENEFITS	0	0	0	134,870
	TOTAL	0	0	0	134,870

COVID-19 RESPONSE

CITY MANAGER		ACCOUNTING UNIT			
HEALTH & EQUITY LITERACY		17803002			
Account Code	LINE ITEM RESOURCES	ACTUAL FY 19-20	ACTUAL FY 20-21	ADOPTED FY 21-22	PROPOSED FY 22-23
52008	Federal Grant-Direct COVID	0	0	0	3,500,000
	SUBTOTAL REVENUES	0	0	0	3,500,000
	TOTAL	0	0	0	3,500,000

COVID-19 RESPONSE

CITY MANAGER		ACCOUNTING UNIT			
COVID-19 RESPONSE - CMO		17803010			
Account Code	LINE ITEM RESOURCES	ACTUAL FY 19-20	ACTUAL FY 20-21	ADOPTED FY 21-22	PROPOSED FY 22-23
61000	Salaries Regular	0	0	0	98,180
61100	Retirement-Employer Normal Cost	0	0	0	11,030
61120	Medicare Insurance	0	0	0	1,420
61130	Health Insurance	0	0	0	24,240
	SUBTOTAL SALARIES & BENEFITS	0	0	0	134,870
	TOTAL	0	0	0	134,870

**American Rescue Plan Act
DEPARTMENT RESOURCE SUMMARY**

CITY MANAGER

ACTIVITIES		ACTUAL FY 19-20	ACTUAL FY 20-21	ADOPTED FY 21-22	PROPOSED FY 22-23
EXPENDITURES					
18103013	ARPA - CMO	0	0	0	157,730
	TOTAL EXPENDITURES	0	0	0	157,730
OPERATING EXPENSES		ACTUAL FY 19-20	ACTUAL FY 20-21	ADOPTED FY 21-22	PROPOSED FY 22-23
61000	SALARIES & BENEFITS	0	0	0	157,730
	TOTAL	0	0	0	157,730

American Rescue Plan Act

CITY MANAGER		ACCOUNTING UNIT			
ARPA - CMO		18103013			
Account Code	LINE ITEM RESOURCES	ACTUAL FY 19-20	ACTUAL FY 20-21	ADOPTED FY 21-22	PROPOSED FY 22-23
61000	Salaries Regular	0	0	0	113,240
61100	Retirement-Employer Normal Cost	0	0	0	12,720
61120	Medicare Insurance	0	0	0	1,650
61130	Health Insurance	0	0	0	30,120
	SUBTOTAL SALARIES & BENEFITS	0	0	0	157,730
	TOTAL	0	0	0	157,730

City Council



**This Page Intentionally
Left Blank**



City Council

EXPENDITURE

Fund	ACTUAL FY 19-20	ACTUAL FY 20-21	ADOPTED FY 21-22	PROPOSED FY 22-23
011 GENERAL FUND	486,568	454,031	569,280	1,029,860
TOTAL EXPENDITURE	486,568	454,031	569,280	1,029,860

**GENERAL FUND
DEPARTMENT RESOURCE SUMMARY**

CITY COUNCIL

ACTIVITIES	ACTUAL FY 19-20	ACTUAL FY 20-21	ADOPTED FY 21-22	PROPOSED FY 22-23
EXPENDITURES				
01104012 CITY COUNCIL LEGISLATIVE	486,568	454,031	569,280	1,029,860
TOTAL EXPENDITURES	486,568	454,031	569,280	1,029,860
OPERATING EXPENSES	ACTUAL FY 19-20	ACTUAL FY 20-21	ADOPTED FY 21-22	PROPOSED FY 22-23
61000 SALARIES & BENEFITS	136,708	157,217	136,100	165,000
62000 CONTRACTUALS	241,455	188,559	346,300	766,300
63000 COMMODITIES	33,626	33,234	34,000	34,000
65000 FIXED CHARGES	74,780	75,020	52,880	64,560
TOTAL	486,568	454,031	569,280	1,029,860

GENERAL FUND

CITY COUNCIL		ACCOUNTING UNIT			
CITY COUNCIL LEGISLATIVE		01104012			
Account Code	LINE ITEM RESOURCES	ACTUAL FY 19-20	ACTUAL FY 20-21	ADOPTED FY 21-22	PROPOSED FY 22-23
61020	Salaries Part-Time	79,500	86,800	84,000	84,000
61100	Retirement-Employer Normal Cost	2,949	4,000	5,800	7,520
61110	Part-Time Retirement	1,022	1,061	700	1,020
61120	Medicare Insurance	1,655	2,023	1,300	2,010
61130	Health Insurance	51,582	63,333	44,300	70,450
	SUBTOTAL SALARIES & BENEFITS	136,708	157,217	136,100	165,000
62010	Communications	2,442	372	4,500	4,500
62120	Training, Transportation, Meetings	31,314	3,060	28,000	28,000
62140	Membership, Subscription & Dues	52,060	3,413	59,800	59,800
62300	Contract Services-Professional	116,639	136,215	196,700	196,700
62302	Contracted Vendor Personnel Services	0	0	0	420,000
62600	Parking Validation	0	3,000	15,300	15,300
62700	Auto Expense	39,000	42,500	42,000	42,000
	SUBTOTAL CONTRACTUALS	241,455	188,559	346,300	766,300
63001	Miscellaneous Operating Expenses	25,333	29,163	20,000	20,000
63030	Legislative Community Events S	8,292	4,070	14,000	14,000
	SUBTOTAL COMMODITIES	33,626	33,234	34,000	34,000
65000	Building Rental	74,780	74,780	52,290	63,610
65105	Benefits Overhead	0	240	590	950
	SUBTOTAL FIXED CHARGES	74,780	75,020	52,880	64,560
	TOTAL	486,568	454,031	569,280	1,029,860

**This Page Intentionally
Left Blank**



Clerk of the Council



**This Page Intentionally
Left Blank**



**Clerk of the Council
Position Summary**

Authorized Personnel	Funded FY 21-22	Workforce Changes	Funded FY 22-23
Assistant Clerk Of The Council (MM)	1	0	1
Clerk of the Council (EM)	1	0	1
Office Specialist	3	0	3
Senior Deputy Clerk of the Council*	2	0	2
Funded Total	7	0	7

**Position added in FY 21-22 Reso#2022-018*

GENERAL FUND TOTAL	7
TOTAL FUNDED POSITION	7

**This Page Intentionally
Left Blank**



Clerk of the Council

EXPENDITURE

Fund	ACTUAL FY 19-20	ACTUAL FY 20-21	ADOPTED FY 21-22	PROPOSED FY 22-23
011 GENERAL FUND	1,720,280	1,131,774	1,470,790	1,935,720
TOTAL EXPENDITURE	1,720,280	1,131,774	1,470,790	1,935,720

**GENERAL FUND
DEPARTMENT RESOURCE SUMMARY**

CLERK OF THE COUNCIL

ACTIVITIES	ACTUAL FY 19-20	ACTUAL FY 20-21	ADOPTED FY 21-22	PROPOSED FY 22-23
EXPENDITURES				
01107017 COTC - SERVICE ENHANCEMENT	0	0	415,000	193,330
01107031 CLERK OF THE COUNCIL - ADMIN	1,720,280	1,131,774	1,055,790	1,742,390
TOTAL EXPENDITURES	1,720,280	1,131,774	1,470,790	1,935,720
OPERATING EXPENSES	ACTUAL FY 19-20	ACTUAL FY 20-21	ADOPTED FY 21-22	PROPOSED FY 22-23
61000 SALARIES & BENEFITS	538,752	583,221	789,650	897,760
62000 CONTRACTUALS	1,035,957	383,770	551,200	882,010
63000 COMMODITIES	18,452	23,814	24,700	22,700
65000 FIXED CHARGES	127,118	140,970	105,240	133,250
TOTAL	1,720,280	1,131,774	1,470,790	1,935,720

GENERAL FUND

CLERK OF THE COUNCIL

ACCOUNTING UNIT

COTC - SERVICE ENHANCEMENT

01107017

Account Code	LINE ITEM RESOURCES	ACTUAL FY 19-20	ACTUAL FY 20-21	ADOPTED FY 21-22	PROPOSED FY 22-23
61000	Salaries Regular	0	0	0	70,510
61100	Retirement-Employer Normal Cost	0	0	0	7,920
61120	Medicare Insurance	0	0	0	1,020
61130	Health Insurance	0	0	0	23,880
	SUBTOTAL SALARIES & BENEFITS	0	0	0	103,330
62300	Contract Services-Professional	0	0	415,000	90,000
	SUBTOTAL CONTRACTUALS	0	0	415,000	90,000
	TOTAL	0	0	415,000	193,330

GENERAL FUND

CLERK OF THE COUNCIL

ACCOUNTING UNIT

CLERK OF THE COUNCIL - ADMIN

01107031

Account Code	LINE ITEM RESOURCES	ACTUAL FY 19-20	ACTUAL FY 20-21	ADOPTED FY 21-22	PROPOSED FY 22-23
61000	Salaries Regular	415,759	457,824	540,310	555,030
61010	Salaries Cash Out/Separation	4,322	0	0	0
61020	Salaries Part-Time	1,256	0	58,700	58,700
61040	Salaries Overtime	2,936	0	7,000	7,000
61100	Retirement-Employer Normal Cost	14,727	23,549	31,120	27,930
61110	Part-Time Retirement	47	0	1,940	1,940
61120	Medicare Insurance	6,228	6,797	8,530	8,650
61130	Health Insurance	56,307	61,555	114,840	104,040
61170	Retiree Health Benefits	0	1,045	3,260	3,060
61180	Worker Compensation Insurance	37,170	32,450	23,950	28,080
	SUBTOTAL SALARIES & BENEFITS	538,752	583,221	789,650	794,430
62010	Communications	7,353	6,183	8,500	9,000
62120	Training, Transportation, Meetings	1,850	2,510	3,800	4,100
62123	Meals	5,456	3,288	7,000	8,000
62140	Membership, Subscription & Dues	938	838	2,000	2,700
62200	Advertising	5,572	107	6,000	3,500
62300	Contract Services-Professional	1,008,075	326,789	96,400	751,210
62600	Parking Validation	715	38,055	6,500	7,500
62700	Auto Expense	6,000	6,000	6,000	6,000
	SUBTOTAL CONTRACTUALS	1,035,957	383,770	136,200	792,010
63001	Miscellaneous Operating Expenses	18,452	23,814	24,700	22,700
	SUBTOTAL COMMODITIES	18,452	23,814	24,700	22,700
65000	Building Rental	60,060	60,060	31,680	38,530
65040	IT Maintenance Charge	30,119	30,120	34,550	33,460
65100	Insurance Charges	35,260	47,560	35,420	54,570
65105	Benefits Overhead	0	1,550	1,910	5,010
65210	Delivery Charges	1,679	1,680	1,680	1,680
	SUBTOTAL FIXED CHARGES	127,118	140,970	105,240	133,250
	TOTAL	1,720,280	1,131,774	1,055,790	1,742,390

City Attorney's Office



**This Page Intentionally
Left Blank**



**City Attorney's Office
Position Summary**

Authorized Personnel	Funded FY 21-22	Workforce Changes	Funded FY 22-23
City Attorney	1	0	1
Assistant City Attorney (MM)	4	0	4
Chief Assistant City Attorney (MM)	1	0	1
Chief Assistant City Attorney-Employee Relations (Exempt) (CMM)	1	0	1
Deputy City Attorney (MM)	1	0	1
Executive Secretary (UC)	1	0	1
Paralegal (UC)	2	1	3
Senior Assistant City Attorney (MM)	1	0	1
Senior Assistant City Atty.-Employee Relations (Exempt) (CMM)*	2	0	2
Senior Paralegal (Exempt) (UC)	2	0	2
Funded Total	16	1	17

*Position added in FY 21-22 Reso#2022-018

GENERAL FUND TOTAL	15.00
CANNABIS PUBLIC BENEFIT FUND	1.00
INTERNAL SERVICE FUND	1.00
TOTAL FUNDED POSITION	17.00

**This Page Intentionally
Left Blank**



City Attorney

EXPENDITURE

Fund	ACTUAL FY 19-20	ACTUAL FY 20-21	ADOPTED FY 21-22	PROPOSED FY 22-23
011 GENERAL FUND	2,789,266	2,870,584	2,955,140	3,584,860
012 CANNABIS PUBLIC BENEFIT	302,707	672,905	718,940	539,820
TOTAL EXPENDITURE	3,091,973	3,543,489	3,674,080	4,124,680

**GENERAL FUND
DEPARTMENT RESOURCE SUMMARY**

CITY ATTORNEY

ACTIVITIES	ACTUAL FY 19-20	ACTUAL FY 20-21	ADOPTED FY 21-22	PROPOSED FY 22-23
EXPENDITURES				
01108017 CAO - SERVICE ENHANCEMENT	0	0	0	197,350
01108032 CITY ATTORNEY	2,789,266	2,870,584	2,955,140	3,387,510
TOTAL EXPENDITURES	2,789,266	2,870,584	2,955,140	3,584,860
OPERATING EXPENSES	ACTUAL FY 19-20	ACTUAL FY 20-21	ADOPTED FY 21-22	PROPOSED FY 22-23
61000 SALARIES & BENEFITS	1,751,289	1,646,355	1,925,200	2,345,980
62000 CONTRACTUALS	669,738	865,294	695,000	885,900
63000 COMMODITIES	13,568	16,105	40,000	40,000
65000 FIXED CHARGES	341,158	342,830	294,940	310,980
66000 CAPITAL	13,513	0	0	2,000
TOTAL	2,789,266	2,870,584	2,955,140	3,584,860

GENERAL FUND

CITY ATTORNEY

ACCOUNTING UNIT

CAO - SERVICE ENHANCEMENT

01108017

Account Code	LINE ITEM RESOURCES	ACTUAL FY 19-20	ACTUAL FY 20-21	ADOPTED FY 21-22	PROPOSED FY 22-23
61000	Salaries Regular	0	0	0	151,530
61100	Retirement-Employer Normal Cost	0	0	0	17,020
61120	Medicare Insurance	0	0	0	2,200
61130	Health Insurance	0	0	0	25,080
61170	Retiree Health Benefits	0	0	0	1,520
	SUBTOTAL SALARIES & BENEFITS	0	0	0	197,350
	TOTAL	0	0	0	197,350

GENERAL FUND

CITY ATTORNEY		ACCOUNTING UNIT			
CITY ATTORNEY		01108032			
Account Code	LINE ITEM RESOURCES	ACTUAL FY 19-20	ACTUAL FY 20-21	ADOPTED FY 21-22	PROPOSED FY 22-23
61000	Salaries Regular	1,198,964	1,169,172	1,422,670	1,654,330
61010	Salaries Cash Out/Separation	8,887	140,879	0	0
61020	Salaries Part-Time	6,203	3,152	0	5,000
61040	Salaries Overtime	0	2,339	0	500
61100	Retirement-Employer Normal Cost	278,403	98,902	164,980	151,830
61110	Part-Time Retirement	233	118	0	0
61120	Medicare Insurance	16,985	17,628	24,200	23,940
61130	Health Insurance	169,966	130,181	219,720	222,720
61170	Retiree Health Benefits	0	3,432	13,210	12,630
61180	Worker Compensation Insurance	71,649	80,550	80,420	77,680
	SUBTOTAL SALARIES & BENEFITS	1,751,289	1,646,355	1,925,200	2,148,630
62010	Communications	26,454	29,490	31,300	31,300
62120	Training, Transportation, Meetings	1,485	2,270	10,000	10,000
62131	SAMA Wellness and Fitness Program Reimbursements	0	300	0	1,000
62140	Membership, Subscription & Dues	5,393	6,276	12,000	12,000
62300	Contract Services-Professional	628,987	808,299	632,400	826,600
62302	Contracted Vendor Personnel Services	3,462	0	5,000	5,000
62600	Parking Validation	3,958	18,659	4,300	0
	SUBTOTAL CONTRACTUALS	669,738	865,294	695,000	885,900
63001	Miscellaneous Operating Expenses	13,568	16,105	40,000	40,000
	SUBTOTAL COMMODITIES	13,568	16,105	40,000	40,000
65000	Building Rental	161,610	161,610	118,910	144,630
65040	IT Maintenance Charge	78,309	78,310	71,970	64,140
65100	Insurance Charges	98,305	97,760	98,510	89,390
65105	Benefits Overhead	0	3,770	4,170	12,820
65210	Delivery Charges	2,935	1,380	1,380	0
	SUBTOTAL FIXED CHARGES	341,158	342,830	294,940	310,980
66510	Computer Software	11,809	0	0	2,000
66600	Books Records Video	1,704	0	0	0
	SUBTOTAL CAPITAL	13,513	0	0	2,000
	TOTAL	2,789,266	2,870,584	2,955,140	3,387,510

**CANNABIS PUBLIC BENEFIT
DEPARTMENT RESOURCE SUMMARY**

CITY ATTORNEY

ACTIVITIES		ACTUAL FY 19-20	ACTUAL FY 20-21	ADOPTED FY 21-22	PROPOSED FY 22-23
EXPENDITURES					
01208010	CITY ATTORNEY ENFORCEMENT SERVICES	302,707	672,905	718,940	539,820
	TOTAL EXPENDITURES	302,707	672,905	718,940	539,820
OPERATING EXPENSES		ACTUAL FY 19-20	ACTUAL FY 20-21	ADOPTED FY 21-22	PROPOSED FY 22-23
61000	SALARIES & BENEFITS	263,109	401,389	189,080	207,810
62000	CONTRACTUALS	0	29,947	300,000	300,000
65000	FIXED CHARGES	39,599	241,570	229,860	32,010
	TOTAL	302,707	672,905	718,940	539,820

CANNABIS PUBLIC BENEFIT

CITY ATTORNEY		ACCOUNTING UNIT			
CITY ATTORNEY ENFORCEMENT SERVICES		01208010			
Account Code	LINE ITEM RESOURCES	ACTUAL FY 19-20	ACTUAL FY 20-21	ADOPTED FY 21-22	PROPOSED FY 22-23
61000	Salaries Regular	191,380	303,096	137,260	143,070
61100	Retirement-Employer Normal Cost	21,010	35,869	16,330	16,070
61120	Medicare Insurance	2,770	4,245	1,990	2,070
61130	Health Insurance	30,390	45,206	24,720	25,080
61170	Retiree Health Benefits	0	1,142	1,370	1,430
61180	Worker Compensation Insurance	17,559	11,830	7,410	20,090
	SUBTOTAL SALARIES & BENEFITS	263,109	401,389	189,080	207,810
62300	Contract Services-Professional	0	29,947	300,000	300,000
	SUBTOTAL CONTRACTUALS	0	29,947	300,000	300,000
65040	IT Maintenance Charge	12,048	12,050	5,760	5,580
65050	IT Department Specific	4,960	214,300	214,300	0
65100	Insurance Charges	22,280	14,360	9,080	23,110
65105	Benefits Overhead	0	550	410	3,320
65210	Delivery Charges	311	310	310	0
	SUBTOTAL FIXED CHARGES	39,599	241,570	229,860	32,010
	TOTAL	302,707	672,905	718,940	539,820

Human Resources



**This Page Intentionally
Left Blank**



Human Resources Position Summary			
Authorized Personnel	Funded FY 21-22	Workforce Changes	Funded FY 22-23
Benefits & Compensation Manager (MM)	1	0	1
Employee Relations Manager (CMM)	1	0	1
Executive Dir Human Resources (EM)	1	0	1
Executive Secretary – Human Resources (UCE)	1	0	1
Employee Relations Analyst (UCE)*	0	1	1
Human Resources Analyst (UC) ^{1*}	2	4	6
Human Resources Specialist (UC)*	2	(2)	0
Human Resources Technician (UC)*	6	(2)	4
Organizational Development and Training Manager (MM)	1	0	1
Payroll Systems Analyst (UC)	1	0	1
Human Resources Operations Manager	1	0	1
Principal Employee Relations Analyst (CAM)	0	1	1
Principal Human Resources Analyst (AM)*	3	(1)	2
Risk Management Analyst (UC)	1	1	2
Risk Management Assistant (UC)	1	0	1
Risk Management Supervisor (AM)	1	0	1
Risk Manager (MM)	1	0	1
Safety Administrator (MM)	0	1	1
Senior Employee Relations Analyst (CAM)*	0	1	1
Senior Human Resources Analyst (AM)*	1	1	2
Senior Human Resources Specialist (UC)*	3	(3)	0
Senior Human Resources Technician (UC)	2	(1)	1
Funded Total	30	1	31

¹ Position added in FY 21-22 and funded by ARPA Reso#2021-057

*Organizational Change in FY 21-22

GENERAL FUND TOTAL	17.00
INTERNAL SERVICE FUND	12.55
FEDERAL/STATE GRANTS	1.45
TOTAL FUNDED POSITION	31.00

**This Page Intentionally
Left Blank**



Human Resources

REVENUE

Fund	ACTUAL FY 19-20	ACTUAL FY 20-21	ADOPTED FY 21-22	PROPOSED FY 22-23
080 LIABILITY AND PROPERTY INS FND	10,285,169	10,700,812	11,637,750	15,747,770
081 EMPLOYEE GROUP INSURANCE	24,312,213	24,317,354	27,108,000	29,338,490
082 WORKERS COMPENSATION FUND	9,268,532	9,555,819	10,133,000	10,101,550
TOTAL REVENUE	43,865,913	44,573,985	48,878,750	55,187,810

EXPENDITURE

Fund	ACTUAL FY 19-20	ACTUAL FY 20-21	ADOPTED FY 21-22	PROPOSED FY 22-23
011 GENERAL FUND	1,920,922	2,514,296	3,455,190	3,884,170
031 AIR QUALITY IMPR. (AB 2766)	14,052	43,587	144,470	149,360
052 STRATEGIC PLAN PROJECTS	149,291	-	-	-
080 LIABILITY AND PROPERTY INS FND	9,867,769	8,031,442	17,248,640	15,898,440
081 EMPLOYEE GROUP INSURANCE	24,780,702	26,250,470	29,338,490	29,472,040
082 WORKERS COMPENSATION FUND	9,171,891	9,763,031	10,006,620	10,008,900
088 QUALITY SERVICE TRAINING	23,688	25,000	-	307,500
181 American Rescue Plan Act	-	-	-	115,250
TOTAL EXPENDITURE	45,928,315	46,627,826	60,193,410	59,835,660

**GENERAL FUND
DEPARTMENT RESOURCE SUMMARY**

HUMAN RESOURCES

ACTIVITIES	ACTUAL FY 19-20	ACTUAL FY 20-21	ADOPTED FY 21-22	PROPOSED FY 22-23
EXPENDITURES				
01109017 HR - SERVICE ENHANCEMENT	0	79,711	115,540	13,940
01109050 HUMAN RESOURCES	1,920,922	2,434,585	3,339,650	2,475,180
01109051 HR EMPLOYEE RELATIONS-Service Enhancements	0	0	0	1,395,050
TOTAL EXPENDITURES	1,920,922	2,514,296	3,455,190	3,884,170
OPERATING EXPENSES	ACTUAL FY 19-20	ACTUAL FY 20-21	ADOPTED FY 21-22	PROPOSED FY 22-23
61000 SALARIES & BENEFITS	1,369,435	1,873,047	2,746,380	2,945,970
62000 CONTRACTUALS	327,637	396,071	407,910	584,910
63000 COMMODITIES	65,402	52,528	56,000	56,000
65000 FIXED CHARGES	158,449	192,650	244,900	297,290
TOTAL	1,920,922	2,514,296	3,455,190	3,884,170

GENERAL FUND

HUMAN RESOURCES		ACCOUNTING UNIT			
HR - SERVICE ENHANCEMENT		01109017			
Account Code	LINE ITEM RESOURCES	ACTUAL FY 19-20	ACTUAL FY 20-21	ADOPTED FY 21-22	PROPOSED FY 22-23
61000	Salaries Regular	0	56,532	86,910	0
61100	Retirement-Employer Normal Cost	0	6,825	3,370	0
61120	Medicare Insurance	0	787	1,260	0
61130	Health Insurance	0	15,568	24,000	0
61180	Worker Compensation Insurance	0	0	0	3,430
	SUBTOTAL SALARIES & BENEFITS	0	79,711	115,540	3,430
65040	IT Maintenance Charge	0	0	0	5,580
65100	Insurance Charges	0	0	0	4,310
65105	Benefits Overhead	0	0	0	620
	SUBTOTAL FIXED CHARGES	0	0	0	10,510
	TOTAL	0	79,711	115,540	13,940

GENERAL FUND

HUMAN RESOURCES		ACCOUNTING UNIT			
HR EMPLOYEE RELATIONS-Service Enhancements		01109051			
Account Code	LINE ITEM RESOURCES	ACTUAL FY 19-20	ACTUAL FY 20-21	ADOPTED FY 21-22	PROPOSED FY 22-23
61000	Salaries Regular	0	0	0	818,690
61100	Retirement-Employer Normal Cost	0	0	0	76,570
61120	Medicare Insurance	0	0	0	11,860
61130	Health Insurance	0	0	0	131,320
61170	Retiree Health Benefits	0	0	0	6,800
	SUBTOTAL SALARIES & BENEFITS	0	0	0	1,045,240
62010	Communications	0	0	0	4,710
62120	Training, Transportation, Meetings	0	0	0	15,750
62140	Membership, Subscription & Dues	0	0	0	4,950
62300	Contract Services-Professional	0	0	0	307,000
62322	Maintenance & Repair Machinery	0	0	0	1,500
	SUBTOTAL CONTRACTUALS	0	0	0	333,910
63001	Miscellaneous Operating Expenses	0	0	0	15,900
	SUBTOTAL COMMODITIES	0	0	0	15,900
	TOTAL	0	0	0	1,395,050

GENERAL FUND

HUMAN RESOURCES		ACCOUNTING UNIT			
HUMAN RESOURCES		01109050			
Account Code	LINE ITEM RESOURCES	ACTUAL FY 19-20	ACTUAL FY 20-21	ADOPTED FY 21-22	PROPOSED FY 22-23
61000	Salaries Regular	822,668	1,088,320	1,473,370	887,040
61010	Salaries Cash Out/Separation	21,323	10,325	158,450	158,450
61020	Salaries Part-Time	181,448	283,527	404,620	464,620
61040	Salaries Overtime	953	1,766	10,800	10,800
61100	Retirement-Employer Normal Cost	76,469	85,112	131,100	83,570
61110	Part-Time Retirement	26	2,248	7,000	3,100
61120	Medicare Insurance	14,424	19,647	24,350	14,020
61130	Health Insurance	170,362	207,560	316,630	189,890
61170	Retiree Health Benefits	0	1,882	6,520	2,580
61180	Worker Compensation Insurance	81,760	92,950	98,000	83,230
	SUBTOTAL SALARIES & BENEFITS	1,369,435	1,793,336	2,630,840	1,897,300
62010	Communications	19,238	23,241	15,700	10,990
62120	Training, Transportation, Meetings	38,171	19,362	52,500	36,750
62140	Membership, Subscription & Dues	3,531	2,180	16,500	11,550
62200	Advertising	0	0	11,450	11,450
62300	Contract Services-Professional	264,797	349,788	274,360	144,360
62302	Contracted Vendor Personnel Services	700	500	0	0
62322	Maintenance & Repair Machinery	0	0	5,000	3,500
62600	Parking Validation	0	0	30,000	30,000
62700	Auto Expense	1,200	1,000	2,400	2,400
	SUBTOTAL CONTRACTUALS	327,637	396,071	407,910	251,000
63001	Miscellaneous Operating Expenses	65,402	52,528	56,000	40,100
	SUBTOTAL COMMODITIES	65,402	52,528	56,000	40,100
65000	Building Rental	40,320	40,320	31,070	37,790
65040	IT Maintenance Charge	53,009	53,010	93,560	129,390
65100	Insurance Charges	63,060	92,820	113,570	104,600
65105	Benefits Overhead	0	4,440	4,640	15,000
65210	Delivery Charges	2,060	2,060	2,060	0
	SUBTOTAL FIXED CHARGES	158,449	192,650	244,900	286,780
	TOTAL	1,920,922	2,434,585	3,339,650	2,475,180

**AIR QUALITY IMPR. (AB 2766)
DEPARTMENT RESOURCE SUMMARY**

HUMAN RESOURCES

ACTIVITIES	ACTUAL FY 19-20	ACTUAL FY 20-21	ADOPTED FY 21-22	PROPOSED FY 22-23
EXPENDITURES				
03109050 HUMAN RESOURCES-AIR QUALITY IMPROVM	14,052	43,587	144,470	149,360
TOTAL EXPENDITURES	14,052	43,587	144,470	149,360
OPERATING EXPENSES	ACTUAL FY 19-20	ACTUAL FY 20-21	ADOPTED FY 21-22	PROPOSED FY 22-23
61000 SALARIES & BENEFITS	3,201	24,377	57,370	55,670
62000 CONTRACTUALS	1,171	7	3,000	3,000
63000 COMMODITIES	3,200	1,185	7,000	7,000
65000 FIXED CHARGES	6,546	14,858	22,100	27,230
68000 TRANSFERS	0	0	0	1,460
69000 MISCELLANEOUS	(65)	3,160	55,000	55,000
TOTAL	14,052	43,587	144,470	149,360

AIR QUALITY IMPR. (AB 2766)

HUMAN RESOURCES		ACCOUNTING UNIT			
HUMAN RESOURCES-AIR QUALITY IMPROVM		03109050			
Account Code	LINE ITEM RESOURCES	ACTUAL FY 19-20	ACTUAL FY 20-21	ADOPTED FY 21-22	PROPOSED FY 22-23
61000	Salaries Regular	2,968	11,764	38,830	35,970
61020	Salaries Part-Time	0	0	5,000	5,000
61040	Salaries Overtime	0	110	0	0
61100	Retirement-Employer Normal Cost	0	948	3,600	2,990
61102	Retirement- Employer Unfunded- Miscellaneous	0	4,796	0	2,530
61110	Part-Time Retirement	0	0	400	400
61120	Medicare Insurance	0	154	560	520
61130	Health Insurance	0	1,546	6,460	7,390
61170	Retiree Health Benefits	0	0	160	160
61180	Worker Compensation Insurance	232	5,060	2,360	710
	SUBTOTAL SALARIES & BENEFITS	3,201	24,377	57,370	55,670
62120	Training, Transportation, Meetings	0	0	1,200	1,200
62140	Membership, Subscription & Dues	1,160	0	1,800	1,800
62302	Contracted Vendor Personnel Services	11	7	0	0
	SUBTOTAL CONTRACTUALS	1,171	7	3,000	3,000
63001	Miscellaneous Operating Expenses	3,200	1,185	7,000	7,000
	SUBTOTAL COMMODITIES	3,200	1,185	7,000	7,000
65040	IT Maintenance Charge	4,518	4,520	2,590	3,350
65100	Insurance Charges	1,620	5,810	2,730	900
65105	Benefits Overhead	0	240	130	130
65210	Delivery Charges	49	50	50	0
65400	Indirect Costs	358	4,238	16,600	22,850
	SUBTOTAL FIXED CHARGES	6,546	14,858	22,100	27,230
68001	POB Misc Xfer to Fund 406	0	0	0	1,460
	SUBTOTAL TRANSFERS	0	0	0	1,460
69101	Bicycle Commute Incentive	(45)	0	0	0
69102	Bus Passes	0	(90)	0	0
69103	Car Pool Incentive	(20)	0	0	0
69106	Incentive Drawings	0	3,250	55,000	55,000
	SUBTOTAL MISCELLANEOUS	(65)	3,160	55,000	55,000
	TOTAL	14,052	43,587	144,470	149,360

**STRATEGIC PLAN PROJECTS
DEPARTMENT RESOURCE SUMMARY**

HUMAN RESOURCES

ACTIVITIES		ACTUAL FY 19-20	ACTUAL FY 20-21	ADOPTED FY 21-22	PROPOSED FY 22-23
EXPENDITURES					
05209018	HUMAN RESOURCES STRATEGIC PLAN PROJ	149,291	0	0	0
	TOTAL EXPENDITURES	149,291	0	0	0
OPERATING EXPENSES		ACTUAL FY 19-20	ACTUAL FY 20-21	ADOPTED FY 21-22	PROPOSED FY 22-23
61000	SALARIES & BENEFITS	136,177	0	0	0
62000	CONTRACTUALS	13,114	0	0	0
	TOTAL	149,291	0	0	0

STRATEGIC PLAN PROJECTS

HUMAN RESOURCES		ACCOUNTING UNIT			
HUMAN RESOURCES STRATEGIC PLAN PROJ		05209018			
Account Code	LINE ITEM RESOURCES	ACTUAL FY 19-20	ACTUAL FY 20-21	ADOPTED FY 21-22	PROPOSED FY 22-23
61020	Salaries Part-Time	120,395	0	0	0
61040	Salaries Overtime	70	0	0	0
61110	Part-Time Retirement	4,473	0	0	0
61120	Medicare Insurance	1,731	0	0	0
61180	Worker Compensation Insurance	9,508	0	0	0
	SUBTOTAL SALARIES & BENEFITS	136,177	0	0	0
62300	Contract Services-Professional	13,114	0	0	0
	SUBTOTAL CONTRACTUALS	13,114	0	0	0
	TOTAL	149,291	0	0	0

**LIABILITY AND PROPERTY INS FND
DEPARTMENT RESOURCE SUMMARY**

HUMAN RESOURCES

ACTIVITIES	ACTUAL FY 19-20	ACTUAL FY 20-21	ADOPTED FY 21-22	PROPOSED FY 22-23
REVENUES				
56000 Charges To Departments	8,787,749	10,672,098	10,787,750	10,693,950
57000 Expense Reimbursement	0	748	0	0
57010 Miscellaneous Recoveries	19,952	53,483	400,000	200,000
57019 Insurance Reimbursement	1,256,364	13,570	300,000	150,000
58000 Earning On Investments	110,032	81,594	150,000	49,000
58002 Net Increase (Decrease) In Fai	111,072	(120,680)	0	0
59000-011 Transfer From Fund 011	0	0	0	4,654,820
TOTAL REVENUES	10,285,169	10,700,812	11,637,750	15,747,770
EXPENDITURES				
08009051 LIABILITY & PROPERTY INS FUND	9,569,095	7,955,555	16,801,340	15,532,250
08009052 SAFETY PROGRAM	20,204	75,887	447,300	366,190
TOTAL EXPENDITURES	9,589,299	8,031,442	17,248,640	15,898,440
OPERATING EXPENSES	ACTUAL FY 19-20	ACTUAL FY 20-21	ADOPTED FY 21-22	PROPOSED FY 22-23
61000 SALARIES & BENEFITS	808,893	718,232	748,720	690,390
62000 CONTRACTUALS	1,092,648	610,738	1,188,620	1,148,620
63000 COMMODITIES	31,659	50,151	3,306,790	205,790
64000 INSURANCE & CLAIMS	7,509,040	6,368,520	11,861,670	13,436,300
65000 FIXED CHARGES	145,021	283,800	124,840	355,420
66000 CAPITAL	2,039	0	18,000	18,000
67000 DEBT SERVICE	0	0	0	43,920
TOTAL	9,589,299	8,031,442	17,248,640	15,898,440

LIABILITY AND PROPERTY INS FND

HUMAN RESOURCES		ACCOUNTING UNIT			
LIABILITY & PROPERTY INS REVEN		08009002			
Account Code	LINE ITEM RESOURCES	ACTUAL FY 19-20	ACTUAL FY 20-21	ADOPTED FY 21-22	PROPOSED FY 22-23
56000	Charges To Departments	8,787,749	10,672,098	10,787,750	10,693,950
57000	Expense Reimbursement	0	748	0	0
57010	Miscellaneous Recoveries	19,952	53,483	400,000	200,000
57019	Insurance Reimbursement	1,256,364	13,570	300,000	150,000
58000	Earning On Investments	110,032	81,594	150,000	49,000
58002	Net Increase (Decrease) In Fai	111,072	(120,680)	0	0
59000	Transfer From Fund 011	0	0	0	4,654,820
	SUBTOTAL REVENUES	10,285,169	10,700,812	11,637,750	15,747,770
	TOTAL	10,285,169	10,700,812	11,637,750	15,747,770

LIABILITY AND PROPERTY INS FND

HUMAN RESOURCES		ACCOUNTING UNIT			
LIABILITY & PROPERTY INS FUND		08009051			
Account Code	LINE ITEM RESOURCES	ACTUAL FY 19-20	ACTUAL FY 20-21	ADOPTED FY 21-22	PROPOSED FY 22-23
61000	Salaries Regular	482,475	439,215	400,960	393,830
61010	Salaries Cash Out/Separation	0	8,001	0	0
61020	Salaries Part-Time	0	4,919	17,090	17,940
61040	Salaries Overtime	0	449	10,000	10,000
61100	Retirement-Employer Normal Cost	28,982	28,507	27,760	26,890
61101	Retirement - Employer Unfunded	175,257	0	0	0
61102	Retirement- Employer Unfunded- Miscellaneous	0	144,220	191,280	75,970
61110	Part-Time Retirement	0	0	0	670
61120	Medicare Insurance	6,953	6,512	5,560	5,950
61130	Health Insurance	76,687	66,150	69,090	70,430
61170	Retiree Health Benefits	0	569	1,500	1,870
61180	Worker Compensation Insurance	38,539	19,690	25,480	26,950
	SUBTOTAL SALARIES & BENEFITS	808,893	718,232	748,720	630,500
62010	Communications	3,573	3,570	1,020	1,020
62120	Training, Transportation, Meetings	5,832	4,180	4,690	4,690
62130	Tuition Reimbursement	0	0	6,000	6,000
62140	Membership, Subscription & Dues	5,040	7,701	6,700	6,700
62300	Contract Services-Professional	752,908	283,177	638,410	638,410
62302	Contracted Vendor Personnel Services	316,310	257,603	360,500	360,500
62700	Auto Expense	1,200	1,000	0	0
	SUBTOTAL CONTRACTUALS	1,084,864	557,231	1,017,320	1,017,320
63001	Miscellaneous Operating Expenses	19,873	27,771	3,030,790	30,790
	SUBTOTAL COMMODITIES	19,873	27,771	3,030,790	30,790
64010	Insurance Payment	3,073,112	3,936,800	5,121,670	9,036,300
64050	Losses Paid	4,237,132	2,547,534	6,240,000	4,200,000
64070	Unemployment Claims Paid	198,796	(115,814)	500,000	200,000
	SUBTOTAL INSURANCE & CLAIMS	7,509,040	6,368,520	11,861,670	13,436,300
65000	Building Rental	71,660	71,660	55,200	67,140
65010	Rental City Equipment	0	13,000	0	0
65040	IT Maintenance Charge	14,457	14,460	20,730	18,130
65100	Insurance Charges	0	22,610	29,520	33,860
65105	Benefits Overhead	0	940	1,170	4,860
65205	Internal Departments Personnel	(14,481)	0	0	0
65400	Indirect Costs	73,384	161,130	18,220	231,430
	SUBTOTAL FIXED CHARGES	145,021	283,800	124,840	355,420
66400	Machinery & Equipment	1,405	0	10,000	10,000
66510	Computer Software	0	0	2,500	2,500
66600	Books Records Video	0	0	5,500	5,500
	SUBTOTAL CAPITAL	1,405	0	18,000	18,000
67301	POB Principal-Misc	0	0	0	15,540
67311	POB Interest - Misc	0	0	0	28,380
	SUBTOTAL DEBT SERVICE	0	0	0	43,920
	TOTAL	9,569,095	7,955,555	16,801,340	15,532,250

LIABILITY AND PROPERTY INS FND

HUMAN RESOURCES		ACCOUNTING UNIT			
SAFETY PROGRAM		08009052			
Account Code	LINE ITEM RESOURCES	ACTUAL FY 19-20	ACTUAL FY 20-21	ADOPTED FY 21-22	PROPOSED FY 22-23
61000	Salaries Regular	0	0	0	44,400
61100	Retirement-Employer Normal Cost	0	0	0	4,990
61120	Medicare Insurance	0	0	0	640
61130	Health Insurance	0	0	0	9,420
61170	Retiree Health Benefits	0	0	0	440
	SUBTOTAL SALARIES & BENEFITS	0	0	0	59,890
62120	Training, Transportation, Meetings	3,209	2,982	75,000	35,000
62140	Membership, Subscription & Dues	625	920	1,300	1,300
62300	Contract Services-Professional	2,921	49,385	95,000	95,000
62302	Contracted Vendor Personnel Services	1,030	220	0	0
	SUBTOTAL CONTRACTUALS	7,784	53,507	171,300	131,300
63001	Miscellaneous Operating Expenses	11,787	22,380	276,000	175,000
	SUBTOTAL COMMODITIES	11,787	22,380	276,000	175,000
66400	Machinery & Equipment	634	0	0	0
	SUBTOTAL CAPITAL	634	0	0	0
	TOTAL	20,204	75,887	447,300	366,190

**EMPLOYEE GROUP INSURANCE
DEPARTMENT RESOURCE SUMMARY**

HUMAN RESOURCES

ACTIVITIES		ACTUAL FY 19-20	ACTUAL FY 20-21	ADOPTED FY 21-22	PROPOSED FY 22-23
REVENUES					
56000	Charges To Departments	20,682,379	20,061,636	21,317,000	21,317,000
56090	Benefit Overhead Charge	0	398,383	400,000	1,399,410
56800	Employee Contribution	2,208,330	2,336,823	2,450,000	2,450,000
56801	Medical Contribution	229,436	272,478	240,000	240,000
56802	Child Care Contribution	102,802	80,642	97,000	97,000
56804	POA Retiree Health Insurance-City Contribution	1,087,445	1,167,623	2,601,000	1,300,500
58000	Earning On Investments	1,822	(231)	3,000	0
59000-011	Transfer From Fund 011	0	0	0	2,534,580
	TOTAL REVENUES	24,312,213	24,317,354	27,108,000	29,338,490
EXPENDITURES					
08109052	SECTION 125 BENEFITS.	329,710	266,385	346,500	346,500
08109053	EMPLOYEE GROUP INSURANCE	24,450,992	25,984,085	28,991,990	29,125,540
	TOTAL EXPENDITURES	24,780,702	26,250,470	29,338,490	29,472,040
OPERATING EXPENSES		ACTUAL FY 19-20	ACTUAL FY 20-21	ADOPTED FY 21-22	PROPOSED FY 22-23
61000	SALARIES & BENEFITS	780,656	945,009	936,730	1,057,180
62000	CONTRACTUALS	116,025	127,052	1,471,700	1,471,700
63000	COMMODITIES	2,748	1,846	20,000	20,000
64000	INSURANCE & CLAIMS	23,672,335	24,842,066	26,548,900	26,334,860
65000	FIXED CHARGES	208,939	334,495	361,160	534,110
67000	DEBT SERVICE	0	0	0	54,190
	TOTAL	24,780,702	26,250,470	29,338,490	29,472,040

EMPLOYEE GROUP INSURANCE

HUMAN RESOURCES		ACCOUNTING UNIT			
SECTION 125 BENEFITS REVENUE		08109002			
Account Code	LINE ITEM RESOURCES	ACTUAL FY 19-20	ACTUAL FY 20-21	ADOPTED FY 21-22	PROPOSED FY 22-23
56000	Charges To Departments	20,682,379	20,061,636	21,317,000	21,317,000
56090	Benefit Overhead Charge	0	398,383	400,000	1,399,410
56800	Employee Contribution	2,208,330	2,336,823	2,450,000	2,450,000
56801	Medical Contribution	229,436	272,478	240,000	240,000
56802	Child Care Contribution	102,802	80,642	97,000	97,000
56804	POA Retiree Health Insurance-City Contribution	1,087,445	1,167,623	2,601,000	1,300,500
58000	Earning On Investments	1,822	(231)	3,000	0
59000	Transfer From Fund 011	0	0	0	2,534,580
	SUBTOTAL REVENUES	24,312,213	24,317,354	27,108,000	29,338,490
	TOTAL	24,312,213	24,317,354	27,108,000	29,338,490

EMPLOYEE GROUP INSURANCE

HUMAN RESOURCES		ACCOUNTING UNIT			
SECTION 125 BENEFITS.		08109052			
Account Code	LINE ITEM RESOURCES	ACTUAL FY 19-20	ACTUAL FY 20-21	ADOPTED FY 21-22	PROPOSED FY 22-23
64090	Benefit Payments-Medical	223,390	208,018	240,000	240,000
64093	Benefit Payments-Child Care	106,319	58,365	97,000	97,000
64094	Flex Acct Bank Charges	0	1	9,500	9,500
	SUBTOTAL INSURANCE & CLAIMS	329,710	266,385	346,500	346,500
	TOTAL	329,710	266,385	346,500	346,500

EMPLOYEE GROUP INSURANCE

HUMAN RESOURCES		ACCOUNTING UNIT			
EMPLOYEE GROUP INSURANCE		08109053			
Account Code	LINE ITEM RESOURCES	ACTUAL FY 19-20	ACTUAL FY 20-21	ADOPTED FY 21-22	PROPOSED FY 22-23
61000	Salaries Regular	492,785	585,539	568,410	726,940
61010	Salaries Cash Out/Separation	2,944	33,690	0	0
61040	Salaries Overtime	202	2,403	12,000	12,000
61100	Retirement-Employer Normal Cost	25,208	35,169	36,670	61,580
61101	Retirement - Employer Unfunded	152,432	0	0	0
61102	Retirement- Employer Unfunded- Miscellaneous	0	177,927	203,040	93,730
61120	Medicare Insurance	7,225	8,833	8,100	10,520
61130	Health Insurance	60,196	69,235	74,240	113,320
61170	Retiree Health Benefits	0	922	2,460	3,570
61180	Worker Compensation Insurance	39,663	31,290	31,810	35,520
	SUBTOTAL SALARIES & BENEFITS	780,656	945,009	936,730	1,057,180
62010	Communications	4,090	4,080	4,000	4,000
62120	Training, Transportation, Meetings	3,794	12,829	22,000	22,000
62131	SAMA Wellness and Fitness Program Reimbursements	0	0	300	300
62140	Membership, Subscription & Dues	75	433	3,500	3,500
62300	Contract Services-Professional	76,782	88,579	1,433,500	1,433,500
62302	Contracted Vendor Personnel Services	28,884	19,131	0	0
62322	Maintenance & Repair Machinery	0	0	6,700	6,700
62600	Parking Validation	0	0	500	500
62700	Auto Expense	2,400	2,000	1,200	1,200
	SUBTOTAL CONTRACTUALS	116,025	127,052	1,471,700	1,471,700
63001	Miscellaneous Operating Expenses	2,748	1,846	20,000	20,000
	SUBTOTAL COMMODITIES	2,748	1,846	20,000	20,000
64010	Insurance Payment	21,484,092	22,621,632	24,081,200	23,867,160
64060	Insurance Pass Through	1,858,533	1,953,924	2,106,200	2,106,200
64092	Benefit Payments-Wellness	0	126	15,000	15,000
	SUBTOTAL INSURANCE & CLAIMS	23,342,625	24,575,682	26,202,400	25,988,360
65000	Building Rental	40,310	40,310	31,050	37,760
65040	IT Maintenance Charge	40,058	40,060	29,080	33,190
65100	Insurance Charges	51,630	35,930	36,860	44,650
65105	Benefits Overhead	0	1,490	1,480	6,400
65210	Delivery Charges	1,690	1,690	1,690	0
65400	Indirect Costs	75,251	215,015	261,000	412,110
	SUBTOTAL FIXED CHARGES	208,939	334,495	361,160	534,110
67301	POB Principal-Misc	0	0	0	19,180
67311	POB Interest - Misc	0	0	0	35,010
	SUBTOTAL DEBT SERVICE	0	0	0	54,190
	TOTAL	24,450,992	25,984,085	28,991,990	29,125,540

**WORKERS COMPENSATION FUND
DEPARTMENT RESOURCE SUMMARY**

HUMAN RESOURCES

ACTIVITIES		ACTUAL FY 19-20	ACTUAL FY 20-21	ADOPTED FY 21-22	PROPOSED FY 22-23
REVENUES					
56000	Charges To Departments	8,771,789	9,608,736	9,600,000	9,615,450
56900	Principal Repayment	0	0	292,000	292,000
57000	Expense Reimbursement	0	0	0	126,000
57006	Expense Reimbursement-Condemn Deposit	570	0	126,000	0
57010	Miscellaneous Recoveries	125,898	6,494	0	0
58000	Earning On Investments	212,460	112,799	115,000	68,100
58002	Net Increase (Decrease) In Fai	157,815	(172,210)	0	0
	TOTAL REVENUES	9,268,532	9,555,819	10,133,000	10,101,550
EXPENDITURES					
08209052	SAFETY PROGRAM	26,818	89,713	417,300	477,170
08209054	WORKERS COMPENSATION FUND	9,145,073	9,673,318	9,589,320	9,531,730
	TOTAL EXPENDITURES	9,171,891	9,763,031	10,006,620	10,008,900
OPERATING EXPENSES		ACTUAL FY 19-20	ACTUAL FY 20-21	ADOPTED FY 21-22	PROPOSED FY 22-23
61000	SALARIES & BENEFITS	792,946	584,953	618,810	537,570
62000	CONTRACTUALS	1,731,296	1,801,823	2,346,350	2,356,690
63000	COMMODITIES	29,703	32,712	291,000	291,000
64000	INSURANCE & CLAIMS	6,394,362	7,080,197	6,500,000	6,500,000
65000	FIXED CHARGES	222,950	263,347	250,460	285,660
66000	CAPITAL	634	0	0	0
67000	DEBT SERVICE	0	0	0	37,980
	TOTAL	9,171,891	9,763,031	10,006,620	10,008,900

WORKERS COMPENSATION FUND

HUMAN RESOURCES		ACCOUNTING UNIT			
WORKERS COMPENSATION REVENUE		08209002			
Account Code	LINE ITEM RESOURCES	ACTUAL FY 19-20	ACTUAL FY 20-21	ADOPTED FY 21-22	PROPOSED FY 22-23
56000	Charges To Departments	8,771,789	9,608,736	9,600,000	9,615,450
56900	Principal Repayment	0	0	292,000	292,000
57000	Expense Reimbursement	0	0	0	126,000
57006	Expense Reimbursement-Condemn Deposit	570	0	126,000	0
57010	Miscellaneous Recoveries	125,898	6,494	0	0
58000	Earning On Investments	212,460	112,799	115,000	68,100
58002	Net Increase (Decrease) In Fai	157,815	(172,210)	0	0
	SUBTOTAL REVENUES	9,268,532	9,555,819	10,133,000	10,101,550
	TOTAL	9,268,532	9,555,819	10,133,000	10,101,550

WORKERS COMPENSATION FUND

HUMAN RESOURCES		ACCOUNTING UNIT			
SAFETY PROGRAM		08209052			
Account Code	LINE ITEM RESOURCES	ACTUAL FY 19-20	ACTUAL FY 20-21	ADOPTED FY 21-22	PROPOSED FY 22-23
61000	Salaries Regular	0	0	0	44,400
61100	Retirement-Employer Normal Cost	0	0	0	4,980
61120	Medicare Insurance	0	0	0	650
61130	Health Insurance	0	0	0	9,390
61170	Retiree Health Benefits	0	0	0	450
	SUBTOTAL SALARIES & BENEFITS	0	0	0	59,870
62120	Training, Transportation, Meetings	(3,370)	8,175	45,000	45,000
62140	Membership, Subscription & Dues	325	300	1,300	1,300
62300	Contract Services-Professional	1,400	63,218	95,000	95,000
62302	Contracted Vendor Personnel Services	215	315	0	0
	SUBTOTAL CONTRACTUALS	(1,430)	72,008	141,300	141,300
63001	Miscellaneous Operating Expenses	27,615	17,705	276,000	276,000
	SUBTOTAL COMMODITIES	27,615	17,705	276,000	276,000
66400	Machinery & Equipment	634	0	0	0
	SUBTOTAL CAPITAL	634	0	0	0
	TOTAL	26,818	89,713	417,300	477,170

WORKERS COMPENSATION FUND

HUMAN RESOURCES		ACCOUNTING UNIT			
WORKERS COMPENSATION FUND		08209054			
Account Code	LINE ITEM RESOURCES	ACTUAL FY 19-20	ACTUAL FY 20-21	ADOPTED FY 21-22	PROPOSED FY 22-23
61000	Salaries Regular	479,369	342,664	296,340	290,870
61010	Salaries Cash Out/Separation	0	8,001	0	0
61020	Salaries Part-Time	0	13,881	0	15,000
61040	Salaries Overtime	2,478	136	10,000	10,000
61100	Retirement-Employer Normal Cost	25,014	24,651	25,220	23,350
61101	Retirement - Employer Unfunded	151,260	0	0	0
61102	Retirement- Employer Unfunded- Miscellaneous	0	124,711	200,280	65,700
61110	Part-Time Retirement	0	336	0	0
61120	Medicare Insurance	6,902	5,256	4,290	4,210
61130	Health Insurance	89,474	45,278	48,140	44,930
61170	Retiree Health Benefits	0	770	1,650	2,010
61180	Worker Compensation Insurance	38,447	19,270	32,890	21,630
	SUBTOTAL SALARIES & BENEFITS	792,946	584,953	618,810	477,700
62010	Communications	4,108	4,080	0	0
62120	Training, Transportation, Meetings	1,175	2,510	14,000	14,000
62140	Membership, Subscription & Dues	0	0	1,150	1,150
62300	Contract Services-Professional	542,197	331,380	1,579,900	1,579,900
62302	Contracted Vendor Personnel Services	1,183,414	1,390,845	610,000	620,340
62322	Maintenance & Repair Machinery	634	0	0	0
62700	Auto Expense	1,200	1,000	0	0
	SUBTOTAL CONTRACTUALS	1,732,727	1,729,815	2,205,050	2,215,390
63001	Miscellaneous Operating Expenses	2,089	15,007	15,000	15,000
	SUBTOTAL COMMODITIES	2,089	15,007	15,000	15,000
64010	Insurance Payment	909,198	586,909	1,300,000	1,300,000
64080	Benefit Payments	5,485,163	4,915,966	5,200,000	5,200,000
64081	Benefit Payments-OCFA	0	1,577,322	0	0
	SUBTOTAL INSURANCE & CLAIMS	6,394,362	7,080,197	6,500,000	6,500,000
65000	Building Rental	71,660	71,660	55,200	67,140
65040	IT Maintenance Charge	38,552	38,550	15,260	15,060
65100	Insurance Charges	38,200	22,130	25,530	27,190
65105	Benefits Overhead	0	920	780	3,900
65210	Delivery Charges	1,249	1,250	1,250	0
65400	Indirect Costs	73,289	128,837	152,440	172,370
	SUBTOTAL FIXED CHARGES	222,950	263,347	250,460	285,660
67301	POB Principal-Misc	0	0	0	13,440
67311	POB Interest - Misc	0	0	0	24,540
	SUBTOTAL DEBT SERVICE	0	0	0	37,980
	TOTAL	9,145,073	9,673,318	9,589,320	9,531,730

**QUALITY SERVICE TRAINING
DEPARTMENT RESOURCE SUMMARY**

HUMAN RESOURCES

ACTIVITIES	ACTUAL FY 19-20	ACTUAL FY 20-21	ADOPTED FY 21-22	PROPOSED FY 22-23
EXPENDITURES				
08809050 QUALITY SERVICE TRAINING	23,688	25,000	0	307,500
TOTAL EXPENDITURES	23,688	25,000	0	307,500
OPERATING EXPENSES	ACTUAL FY 19-20	ACTUAL FY 20-21	ADOPTED FY 21-22	PROPOSED FY 22-23
62000 CONTRACTUALS	23,688	25,000	0	300,000
63000 COMMODITIES	0	0	0	7,500
TOTAL	23,688	25,000	0	307,500

QUALITY SERVICE TRAINING

HUMAN RESOURCES

ACCOUNTING UNIT

QUALITY SERVICE TRAINING

08809050

Account Code	LINE ITEM RESOURCES	ACTUAL FY 19-20	ACTUAL FY 20-21	ADOPTED FY 21-22	PROPOSED FY 22-23
62120	Training, Transportation, Meetings	6,188	0	0	0
62300	Contract Services-Professional	17,500	25,000	0	300,000
	SUBTOTAL CONTRACTUALS	23,688	25,000	0	300,000
63001	Miscellaneous Operating Expenses	0	0	0	7,500
	SUBTOTAL COMMODITIES	0	0	0	7,500
	TOTAL	23,688	25,000	0	307,500

**American Rescue Plan Act
DEPARTMENT RESOURCE SUMMARY**

HUMAN RESOURCES

ACTIVITIES	ACTUAL FY 19-20	ACTUAL FY 20-21	ADOPTED FY 21-22	PROPOSED FY 22-23
EXPENDITURES				
18109013 ARPA - HUMAN RESOURCES	0	0	0	115,250
TOTAL EXPENDITURES	0	0	0	115,250
OPERATING EXPENSES	ACTUAL FY 19-20	ACTUAL FY 20-21	ADOPTED FY 21-22	PROPOSED FY 22-23
61000 SALARIES & BENEFITS	0	0	0	115,250
TOTAL	0	0	0	115,250

American Rescue Plan Act

HUMAN RESOURCES		ACCOUNTING UNIT			
ARPA - HUMAN RESOURCES		18109013			
Account Code	LINE ITEM RESOURCES	ACTUAL FY 19-20	ACTUAL FY 20-21	ADOPTED FY 21-22	PROPOSED FY 22-23
61000	Salaries Regular	0	0	0	80,770
61100	Retirement-Employer Normal Cost	0	0	0	9,070
61120	Medicare Insurance	0	0	0	1,170
61130	Health Insurance	0	0	0	24,240
	SUBTOTAL SALARIES & BENEFITS	0	0	0	115,250
	TOTAL	0	0	0	115,250

**This Page Intentionally
Left Blank**



Finance and Management Services



**This Page Intentionally
Left Blank**



**Finance & Management Services
Position Summary**

Authorized Personnel	Funded FY 21-22	Workforce Changes	Funded FY 22-23
Accountant I	5	(3)	2
Accountant II*	4	2	6
Accounting Manager (MM)	1	0	1
Accounts Payable Supervisor	1	0	1
Administrative Services Manager (MM)	0	1	1
Assistant Buyer	1	0	1
Assistant Dir of Finance and Management Svcs (MM)	1	0	1
Budget and Research Manager (AM)	1	0	1
Business Tax Collector/Inspector	3	0	3
Buyer*	4	0	4
Central Services Supervisor	1	0	1
Customer Service Representative	6	0	6
Data Entry Office Assistant	1	0	1
Executive Dir Finance & Management Svcs (EM)	1	0	1
Executive Secretary (UC)	1	0	1
Financial Analyst (UC)	1	0	1
Management Analyst (UC)	0	0	0
Meter Reader Collector**	5	0	5
Payroll Manager (AM)	1	0	1
Payroll Systems Analyst (UC)	1	0	1
Payroll Technician (UC)	4	0	4
Purchasing Specialist*	3	0	3
Purchasing Supervisor	1	0	1
Reprographic Equipment Operator	1	0	1
Revenue Supervisor	1	0	1
Senior Accountant	3	0	3
Senior Accounting Assistant	3	(1)	2
Senior Accounting Assistant/Systems Technician	2	0	2
Senior Budget Analyst (UC)	2	0	2
Senior Financial Analyst (UC)	1	0	1
Senior Management Analyst(AM)	1	0	1
Senior Payroll Technician (UC)	1	0	1
Supervising Accountant	1	0	1
Treasury and Customer Services Manager (MM)	1	0	1
Treasury Services Specialist	0	1	1
Treasury Services Supervisor	1	0	1
Utilities Billing/Systems Technician	2	0	2
Utilities Customer Service Supervisor	1	0	1
Funded Total	68	0	68

*Positions funded by American Rescue Plan Act Reso#2021-057

**Position added per the First Quarter Report Reso# 2022-005

GENERAL FUND TOTAL	61.80
CANNABIS PUBLIC BENEFIT FUND	0.85
ENTERPRISE FUNDS	1.00
FEDERAL/STATE GRANTS	4.35
TOTAL FUNDED POSITION	68.00

**This Page Intentionally
Left Blank**



Finance Department

REVENUE

Fund	ACTUAL FY 19-20	ACTUAL FY 20-21	ADOPTED FY 21-22	PROPOSED FY 22-23
011 GENERAL FUND	2,879,898	1,000,545	623,300	606,000
027 PARKING FUND*	3,485,338	-	-	-
071 CENTRAL SERVICES	441,472	451,078	441,470	-
100 457 ADMIN PLAN	-	-	54,600	67,300
174 CARES ACT	468,517	2,482,268	-	-
TOTAL REVENUE	7,275,225	3,933,891	1,119,370	673,300

EXPENDITURE

Fund	ACTUAL FY 19-20	ACTUAL FY 20-21	ADOPTED FY 21-22	PROPOSED FY 22-23
011 GENERAL FUND	8,562,960	8,788,857	10,416,490	11,713,490
012 CANNABIS PUBLIC BENEFIT	100,567	89,590	359,960	361,530
027 PARKING FUND	4,926,482	-	-	-
050 COUNCIL SPECIAL PROJECTS FUND	73,661	-	-	-
052 STRATEGIC PLAN PROJECTS	89,046	-	-	-
071 CENTRAL SERVICES	598,408	661,562	746,170	-
100 457 ADMIN PLAN	-	-	54,500	93,000
174 CARES ACT	361,406	892,171	-	-
176 CARES ACT-STATE	-	927,349	-	-
181 American Rescue Plan Act	-	265,000	-	308,790
TOTAL EXPENDITURE	14,712,530	11,624,529	11,577,120	12,476,810

*Fund 027 transitioned to Community Development Agency in FY 19-20
See Community Development Agency for details Accounting Unit 02718

GENERAL FUND

FINANCE DEPARTMENT		ACCOUNTING UNIT			
FIN/MGMT SVS-MANAGEMENT & SUPT		01110002			
Account Code	LINE ITEM RESOURCES	ACTUAL FY 19-20	ACTUAL FY 20-21	ADOPTED FY 21-22	PROPOSED FY 22-23
51001	Bingo Licenses	120	0	0	0
51002	Dog Licenses	625,035	574,632	550,000	600,000
51003	Dog Licenses-Civic Collections Inc	23,423	0	60,000	0
52364	SB 1186	0	0	5,100	0
52365	AB678 Ground Emerg. Medical Transp.(GEMT) Reim	(160,812)	56,332	0	0
52366	CASp Certification Training Fund	15,544	15,674	0	5,500
53901	Stop Pmt/Reissue Fee	90	190	200	0
53902	Misc Service Charge	0	317,742	0	0
57000	Expense Reimbursement	35,399	34,945	6,000	0
57010	Miscellaneous Recoveries	29,481	878	1,000	0
57796	Treasury & Accounting Reimbursement	2,300,420	0	0	0
57900	Bad Check Recoveries	15,102	153	1,000	500
58001	Stale Dated Checks	(3,905)	0	0	0
	SUBTOTAL REVENUES	2,879,898	1,000,545	623,300	606,000
	TOTAL	2,879,898	1,000,545	623,300	606,000

**GENERAL FUND
DEPARTMENT RESOURCE SUMMARY**

FINANCE DEPARTMENT

ACTIVITIES	ACTUAL FY 19-20	ACTUAL FY 20-21	ADOPTED FY 21-22	PROPOSED FY 22-23
EXPENDITURES				
01110017 FMSA - SERVICE ENHANCEMENT	0	0	291,510	319,550
01110100 FIN/MGMT SVS-MANAGEMENT & SUPT	1,218,234	1,249,637	1,515,780	1,503,460
01110110 FIN/MGMT SVS-ACCOUNTING	2,310,506	2,417,922	2,798,810	2,944,490
01110115 FIN/MGMT SVS-PAYROLL	929,111	989,345	958,620	945,540
01110120 FIN/MGMT SVS-PURCHASING	691,972	672,018	894,720	1,573,700
01110130 FIN/MGMT SVS-TREAS/CUST SVS	3,413,137	2,631,354	2,742,170	2,801,930
01110131 FIN/MGMT SVS-MUNICIPAL UTILITY SERVICES	0	828,582	1,214,880	1,184,840
01110132 FIN/MGMT SVS-TAX AND LICENSING	0	0	0	439,980
TOTAL EXPENDITURES	8,562,960	8,788,857	10,416,490	11,713,490
OPERATING EXPENSES	ACTUAL FY 19-20	ACTUAL FY 20-21	ADOPTED FY 21-22	PROPOSED FY 22-23
61000 SALARIES & BENEFITS	6,104,401	6,478,930	7,999,910	8,264,520
62000 CONTRACTUALS	900,102	1,124,759	1,248,430	1,390,850
63000 COMMODITIES	150,550	138,565	198,790	454,660
65000 FIXED CHARGES	1,269,523	945,120	878,150	1,497,400
66000 CAPITAL	75,754	38,093	30,000	45,000
68000 TRANSFERS	52,270	52,590	51,710	51,560
69000 MISCELLANEOUS	10,360	10,800	9,500	9,500
TOTAL	8,562,960	8,788,857	10,416,490	11,713,490

GENERAL FUND

FINANCE DEPARTMENT		ACCOUNTING UNIT			
FMSA - SERVICE ENHANCEMENT		01110017			
Account Code	LINE ITEM RESOURCES	ACTUAL FY 19-20	ACTUAL FY 20-21	ADOPTED FY 21-22	PROPOSED FY 22-23
61000	Salaries Regular	0	0	46,990	66,610
61100	Retirement-Employer Normal Cost	0	0	5,590	7,480
61120	Medicare Insurance	0	0	680	970
61130	Health Insurance	0	0	18,000	24,240
	SUBTOTAL SALARIES & BENEFITS	0	0	71,260	99,300
62300	Contract Services-Professional	0	0	220,250	220,250
	SUBTOTAL CONTRACTUALS	0	0	220,250	220,250
	TOTAL	0	0	291,510	319,550

GENERAL FUND

FINANCE DEPARTMENT		ACCOUNTING UNIT			
FIN/MGMT SVS-MUNICIPAL UTILITY SERVICES		01110131			
Account Code	LINE ITEM RESOURCES	ACTUAL FY 19-20	ACTUAL FY 20-21	ADOPTED FY 21-22	PROPOSED FY 22-23
61000	Salaries Regular	0	585,030	741,340	692,070
61020	Salaries Part-Time	0	74,174	103,510	102,440
61040	Salaries Overtime	0	22,301	50,000	50,000
61100	Retirement-Employer Normal Cost	0	43,703	52,820	49,680
61110	Part-Time Retirement	0	2,781	3,880	3,840
61120	Medicare Insurance	0	8,315	11,220	11,390
61130	Health Insurance	0	92,277	124,800	135,120
61180	Worker Compensation Insurance	0	0	38,220	38,760
	SUBTOTAL SALARIES & BENEFITS	0	828,582	1,125,790	1,083,300
65040	IT Maintenance Charge	0	0	46,060	50,200
65100	Insurance Charges	0	0	41,110	44,130
65105	Benefits Overhead	0	0	1,920	7,210
	SUBTOTAL FIXED CHARGES	0	0	89,090	101,540
	TOTAL	0	828,582	1,214,880	1,184,840

GENERAL FUND

FINANCE DEPARTMENT		ACCOUNTING UNIT			
FIN/MGMT SVS-TAX AND LICENSING		01110132			
Account Code	LINE ITEM RESOURCES	ACTUAL FY 19-20	ACTUAL FY 20-21	ADOPTED FY 21-22	PROPOSED FY 22-23
61000	Salaries Regular	0	0	0	245,420
61020	Salaries Part-Time	0	0	0	106,130
61100	Retirement-Employer Normal Cost	0	0	0	18,320
61110	Part-Time Retirement	0	0	0	3,980
61120	Medicare Insurance	0	0	0	5,090
61130	Health Insurance	0	0	0	42,040
	SUBTOTAL SALARIES & BENEFITS	0	0	0	420,980
63001	Miscellaneous Operating Expenses	0	0	0	19,000
	SUBTOTAL COMMODITIES	0	0	0	19,000
	TOTAL	0	0	0	439,980

GENERAL FUND

FINANCE DEPARTMENT		ACCOUNTING UNIT			
FIN/MGMT SVS-MANAGEMENT & SUPT		01110100			
Account Code	LINE ITEM RESOURCES	ACTUAL FY 19-20	ACTUAL FY 20-21	ADOPTED FY 21-22	PROPOSED FY 22-23
61000	Salaries Regular	774,890	759,577	944,490	911,630
61010	Salaries Cash Out/Separation	5,889	0	0	0
61020	Salaries Part-Time	14,703	13,302	54,380	54,380
61040	Salaries Overtime	541	1,840	5,000	5,000
61100	Retirement-Employer Normal Cost	43,096	46,767	63,090	55,710
61110	Part-Time Retirement	551	499	2,040	2,040
61120	Medicare Insurance	11,336	10,988	14,210	13,630
61130	Health Insurance	103,436	98,069	136,560	137,880
61170	Retiree Health Benefits	0	1,964	4,390	5,060
61180	Worker Compensation Insurance	57,818	51,930	43,670	45,460
	SUBTOTAL SALARIES & BENEFITS	1,012,262	984,935	1,267,830	1,230,790
62010	Communications	12,773	11,568	14,000	14,000
62120	Training, Transportation, Meetings	5,061	5,470	7,500	7,500
62140	Membership, Subscription & Dues	6,424	1,485	7,700	7,700
62300	Contract Services-Professional	53,730	101,997	84,020	84,020
62600	Parking Validation	0	0	1,000	1,000
62700	Auto Expense	6,000	6,000	6,000	6,000
	SUBTOTAL CONTRACTUALS	83,989	126,520	120,220	120,220
63001	Miscellaneous Operating Expenses	20,517	13,472	16,600	16,600
63300	Gas & Diesel	0	0	0	2,710
	SUBTOTAL COMMODITIES	20,517	13,472	16,600	19,310
65000	Building Rental	25,530	25,530	20,970	25,500
65010	Rental City Equipment	0	0	0	6,190
65011	Equipment Replacement Charges	0	0	0	2,210
65040	IT Maintenance Charge	40,359	40,360	40,300	39,040
65100	Insurance Charges	34,770	55,350	46,970	51,750
65105	Benefits Overhead	0	2,660	2,080	8,450
65210	Delivery Charges	808	810	810	0
	SUBTOTAL FIXED CHARGES	101,467	124,710	111,130	133,140
	TOTAL	1,218,234	1,249,637	1,515,780	1,503,460

GENERAL FUND

FINANCE DEPARTMENT		ACCOUNTING UNIT			
FIN/MGMT SVS-ACCOUNTING		01110110			
Account Code	LINE ITEM RESOURCES	ACTUAL FY 19-20	ACTUAL FY 20-21	ADOPTED FY 21-22	PROPOSED FY 22-23
61000	Salaries Regular	1,280,243	1,342,529	1,571,550	1,658,210
61010	Salaries Cash Out/Separation	21,962	966	58,300	90,170
61020	Salaries Part-Time	97,562	72,962	62,390	57,000
61040	Salaries Overtime	11,788	23,785	0	22,570
61100	Retirement-Employer Normal Cost	82,481	105,578	140,860	129,780
61110	Part-Time Retirement	3,659	2,732	3,800	2,140
61120	Medicare Insurance	18,416	18,765	25,680	24,880
61130	Health Insurance	269,849	259,166	377,000	344,890
61170	Retiree Health Benefits	0	536	1,550	1,630
61180	Worker Compensation Insurance	102,529	95,020	75,230	83,240
	SUBTOTAL SALARIES & BENEFITS	1,888,489	1,922,039	2,316,360	2,414,510
62010	Communications	8,002	7,906	9,300	9,300
62120	Training, Transportation, Meetings	3,903	3,339	15,000	15,000
62140	Membership, Subscription & Dues	2,751	2,790	7,600	7,600
62300	Contract Services-Professional	153,409	177,819	180,000	190,000
62302	Contracted Vendor Personnel Services	0	4,013	0	0
	SUBTOTAL CONTRACTUALS	168,065	195,867	211,900	221,900
63001	Miscellaneous Operating Expenses	23,910	33,206	37,900	37,900
	SUBTOTAL COMMODITIES	23,910	33,206	37,900	37,900
65000	Building Rental	41,260	41,260	33,880	41,210
65040	IT Maintenance Charge	117,283	117,280	109,400	103,740
65100	Insurance Charges	69,880	101,280	80,920	94,750
65105	Benefits Overhead	0	4,870	6,330	15,480
65210	Delivery Charges	1,619	2,120	2,120	0
	SUBTOTAL FIXED CHARGES	230,042	266,810	232,650	255,180
66511	Computer Software Subscriptions	0	0	0	15,000
	SUBTOTAL CAPITAL	0	0	0	15,000
	TOTAL	2,310,506	2,417,922	2,798,810	2,944,490

GENERAL FUND

FINANCE DEPARTMENT		ACCOUNTING UNIT			
FIN/MGMT SVS-PAYROLL		01110115			
Account Code	LINE ITEM RESOURCES	ACTUAL FY 19-20	ACTUAL FY 20-21	ADOPTED FY 21-22	PROPOSED FY 22-23
61000	Salaries Regular	534,809	594,064	640,300	620,250
61010	Salaries Cash Out/Separation	0	46,082	0	0
61020	Salaries Part-Time	12,026	16,888	16,270	16,270
61040	Salaries Overtime	14,537	12,736	13,400	13,400
61100	Retirement-Employer Normal Cost	18,529	28,591	29,890	30,170
61110	Part-Time Retirement	451	633	610	610
61120	Medicare Insurance	7,827	9,045	9,250	8,990
61130	Health Insurance	109,817	105,382	122,880	104,160
61170	Retiree Health Benefits	0	489	1,380	1,420
61180	Worker Compensation Insurance	40,751	33,980	33,290	35,930
	SUBTOTAL SALARIES & BENEFITS	738,747	847,892	867,270	831,200
62010	Communications	3,583	4,212	3,300	3,300
62120	Training, Transportation, Meetings	4,241	75	4,500	9,500
62140	Membership, Subscription & Dues	110	688	500	500
62300	Contract Services-Professional	124,683	68,673	3,000	3,000
	SUBTOTAL CONTRACTUALS	132,617	73,648	11,300	16,300
63001	Miscellaneous Operating Expenses	4,716	1,575	7,000	17,000
	SUBTOTAL COMMODITIES	4,716	1,575	7,000	17,000
65040	IT Maintenance Charge	27,709	27,710	34,550	33,460
65100	Insurance Charges	24,750	36,210	35,810	40,900
65105	Benefits Overhead	0	1,740	2,120	6,680
65210	Delivery Charges	572	570	570	0
	SUBTOTAL FIXED CHARGES	53,031	66,230	73,050	81,040
	TOTAL	929,111	989,345	958,620	945,540

GENERAL FUND

FINANCE DEPARTMENT		ACCOUNTING UNIT			
FIN/MGMT SVS-PURCHASING		01110120			
Account Code	LINE ITEM RESOURCES	ACTUAL FY 19-20	ACTUAL FY 20-21	ADOPTED FY 21-22	PROPOSED FY 22-23
61000	Salaries Regular	381,244	399,397	496,730	703,230
61010	Salaries Cash Out/Separation	0	14,312	89,530	0
61020	Salaries Part-Time	52,842	1,070	0	29,570
61040	Salaries Overtime	250	848	0	9,600
61100	Retirement-Employer Normal Cost	18,979	23,532	31,890	50,560
61110	Part-Time Retirement	0	0	0	1,110
61120	Medicare Insurance	4,552	4,108	7,130	10,580
61130	Health Insurance	62,720	56,018	89,160	148,530
61170	Retiree Health Benefits	0	0	0	1,220
61180	Worker Compensation Insurance	31,578	23,060	26,200	32,310
	SUBTOTAL SALARIES & BENEFITS	552,165	522,345	740,640	986,710
62010	Communications	7,751	7,650	9,100	12,300
62120	Training, Transportation, Meetings	4,770	3,696	4,600	2,600
62140	Membership, Subscription & Dues	2,139	3,175	3,500	2,060
62300	Contract Services-Professional	18,853	23,132	21,260	74,700
62322	Maintenance & Repair Machinery	0	0	0	35,000
	SUBTOTAL CONTRACTUALS	33,513	37,653	38,460	126,660
63001	Miscellaneous Operating Expenses	4,381	3,490	8,200	93,800
63020	Postage/Printing	0	0	0	130,000
	SUBTOTAL COMMODITIES	4,381	3,490	8,200	223,800
65000	Building Rental	59,320	59,320	48,720	154,690
65040	IT Maintenance Charge	23,011	23,010	28,790	39,050
65100	Insurance Charges	19,140	24,580	28,180	36,780
65105	Benefits Overhead	0	1,180	1,290	6,010
65210	Delivery Charges	441	440	440	0
	SUBTOTAL FIXED CHARGES	101,912	108,530	107,420	236,530
	TOTAL	691,972	672,018	894,720	1,573,700

GENERAL FUND

FINANCE DEPARTMENT		ACCOUNTING UNIT			
FIN/MGMT SVS-TREAS/CUST SVS		01110130			
Account Code	LINE ITEM RESOURCES	ACTUAL FY 19-20	ACTUAL FY 20-21	ADOPTED FY 21-22	PROPOSED FY 22-23
61000	Salaries Regular	1,145,887	853,731	1,044,360	821,020
61020	Salaries Part-Time	233,082	120,782	179,300	69,900
61040	Salaries Overtime	59,548	7,758	22,800	22,800
61100	Retirement-Employer Normal Cost	127,693	131,565	82,040	58,230
61110	Part-Time Retirement	7,946	4,523	6,720	2,620
61120	Medicare Insurance	19,805	14,915	17,450	12,600
61130	Health Insurance	214,386	147,047	202,340	150,600
61170	Retiree Health Benefits	0	567	2,600	2,660
61180	Worker Compensation Insurance	104,390	92,250	53,150	57,300
	SUBTOTAL SALARIES & BENEFITS	1,912,738	1,373,138	1,610,760	1,197,730
62010	Communications	29,405	28,821	42,000	42,000
62120	Training, Transportation, Meetings	455	246	8,700	8,700
62140	Membership, Subscription & Dues	4,074	1,230	2,000	2,000
62300	Contract Services-Professional	447,983	660,775	589,000	628,220
62322	Maintenance & Repair Machinery	0	0	4,600	4,600
	SUBTOTAL CONTRACTUALS	481,918	691,072	646,300	685,520
63001	Miscellaneous Operating Expenses	77,876	68,134	118,400	126,960
63300	Gas & Diesel	19,150	18,688	10,690	10,690
	SUBTOTAL COMMODITIES	97,026	86,822	129,090	137,650
65000	Building Rental	84,250	84,250	69,190	84,160
65010	Rental City Equipment	57,522	48,870	43,590	55,320
65011	Equipment Replacement Charges	14,860	12,620	11,730	4,570
65012	Accident Repair & Replacement	1,592	1,190	1,460	660
65040	IT Maintenance Charge	126,801	126,800	75,710	62,190
65050	IT Department Specific	407,180	0	0	407,180
65100	Insurance Charges	88,810	98,320	57,170	65,230
65105	Benefits Overhead	0	4,730	3,900	10,660
65210	Delivery Charges	2,056	2,060	2,060	0
	SUBTOTAL FIXED CHARGES	783,071	378,840	264,810	689,970
66400	Machinery & Equipment	75,754	38,093	30,000	30,000
	SUBTOTAL CAPITAL	75,754	38,093	30,000	30,000
68000	Transfer to Fund 404 (Police Bldg/Ross Annex Debt)	52,270	52,590	51,710	51,560
	SUBTOTAL TRANSFERS	52,270	52,590	51,710	51,560
69142	Payment to other Agencies	10,329	10,948	9,500	9,500
69500	Cash Over (Shortage)	30	(148)	0	0
	SUBTOTAL MISCELLANEOUS	10,360	10,800	9,500	9,500
	TOTAL	3,413,137	2,631,354	2,742,170	2,801,930

**CANNABIS PUBLIC BENEFIT
DEPARTMENT RESOURCE SUMMARY**

FINANCE DEPARTMENT

ACTIVITIES		ACTUAL FY 19-20	ACTUAL FY 20-21	ADOPTED FY 21-22	PROPOSED FY 22-23
EXPENDITURES					
01210010	FINANCE ENFORCEMENT SERVICES	100,567	89,590	359,960	361,530
	TOTAL EXPENDITURES	100,567	89,590	359,960	361,530
OPERATING EXPENSES		ACTUAL FY 19-20	ACTUAL FY 20-21	ADOPTED FY 21-22	PROPOSED FY 22-23
61000	SALARIES & BENEFITS	100,567	89,590	95,230	95,390
62000	CONTRACTUALS	0	0	255,550	255,550
65000	FIXED CHARGES	0	0	9,180	10,590
	TOTAL	100,567	89,590	359,960	361,530

CANNABIS PUBLIC BENEFIT

FINANCE DEPARTMENT		ACCOUNTING UNIT			
FINANCE ENFORCEMENT SERVICES		01210010			
Account Code	LINE ITEM RESOURCES	ACTUAL FY 19-20	ACTUAL FY 20-21	ADOPTED FY 21-22	PROPOSED FY 22-23
61000	Salaries Regular	71,370	75,101	77,680	77,680
61040	Salaries Overtime	91	2,176	0	0
61100	Retirement-Employer Normal Cost	2,051	2,976	3,010	2,490
61101	Retirement - Employer Unfunded	12,403	0	0	0
61120	Medicare Insurance	1,012	1,077	1,120	1,120
61130	Health Insurance	8,448	8,260	9,580	9,680
61180	Worker Compensation Insurance	5,193	0	3,840	4,420
	SUBTOTAL SALARIES & BENEFITS	100,567	89,590	95,230	95,390
62300	Contract Services-Professional	0	0	255,550	255,550
	SUBTOTAL CONTRACTUALS	0	0	255,550	255,550
65040	IT Maintenance Charge	0	0	4,890	4,740
65100	Insurance Charges	0	0	4,130	5,030
65105	Benefits Overhead	0	0	160	820
	SUBTOTAL FIXED CHARGES	0	0	9,180	10,590
	TOTAL	100,567	89,590	359,960	361,530

**COUNCIL SPECIAL PROJECTS FUND
DEPARTMENT RESOURCE SUMMARY**

FINANCE DEPARTMENT

ACTIVITIES		ACTUAL FY 19-20	ACTUAL FY 20-21	ADOPTED FY 21-22	PROPOSED FY 22-23
EXPENDITURES					
05010024	FINANCE INFORMATION TECHNOLOGY	73,661	0	0	0
	TOTAL EXPENDITURES	73,661	0	0	0
OPERATING EXPENSES		ACTUAL FY 19-20	ACTUAL FY 20-21	ADOPTED FY 21-22	PROPOSED FY 22-23
62000	CONTRACTUALS	73,661	0	0	0
	TOTAL	73,661	0	0	0

COUNCIL SPECIAL PROJECTS FUND

FINANCE DEPARTMENT		ACCOUNTING UNIT			
FINANCE INFORMATION TECHNOLOGY		05010024			
Account Code	LINE ITEM RESOURCES	ACTUAL FY 19-20	ACTUAL FY 20-21	ADOPTED FY 21-22	PROPOSED FY 22-23
62300	Contract Services-Professional	73,661	0	0	0
	SUBTOTAL CONTRACTUALS	73,661	0	0	0
	TOTAL	73,661	0	0	0

**STRATEGIC PLAN PROJECTS
DEPARTMENT RESOURCE SUMMARY**

FINANCE DEPARTMENT

ACTIVITIES		ACTUAL FY 19-20	ACTUAL FY 20-21	ADOPTED FY 21-22	PROPOSED FY 22-23
EXPENDITURES					
05210018	FINANCE STRATEGIC PLAN PROJ	89,046	0	0	0
	TOTAL EXPENDITURES	89,046	0	0	0
OPERATING EXPENSES		ACTUAL FY 19-20	ACTUAL FY 20-21	ADOPTED FY 21-22	PROPOSED FY 22-23
62000	CONTRACTUALS	64,030	0	0	0
63000	COMMODITIES	25,016	0	0	0
	TOTAL	89,046	0	0	0

STRATEGIC PLAN PROJECTS

FINANCE DEPARTMENT		ACCOUNTING UNIT			
FINANCE STRATEGIC PLAN PROJ		05210018			
Account Code	LINE ITEM RESOURCES	ACTUAL FY 19-20	ACTUAL FY 20-21	ADOPTED FY 21-22	PROPOSED FY 22-23
62300	Contract Services-Professional	64,030	0	0	0
	SUBTOTAL CONTRACTUALS	64,030	0	0	0
63001	Miscellaneous Operating Expenses	25,016	0	0	0
	SUBTOTAL COMMODITIES	25,016	0	0	0
	TOTAL	89,046	0	0	0

**CENTRAL SERVICES
DEPARTMENT RESOURCE SUMMARY**

FINANCE DEPARTMENT

ACTIVITIES		ACTUAL FY 19-20	ACTUAL FY 20-21	ADOPTED FY 21-22	PROPOSED FY 22-23
REVENUES					
56010	Delivery Charge	84,145	84,312	84,140	0
56011	Postage Charge	166,095	161,672	166,100	0
56012	Reprographics Charge	188,379	205,202	188,380	0
58000	Earning On Investments	2,853	(108)	2,850	0
	TOTAL REVENUES	441,472	451,078	441,470	0
EXPENDITURES					
07110100	FIN/MGMT-CENTRAL SVCS	598,408	661,562	746,170	0
	TOTAL EXPENDITURES	598,408	661,562	746,170	0
OPERATING EXPENSES		ACTUAL FY 19-20	ACTUAL FY 20-21	ADOPTED FY 21-22	PROPOSED FY 22-23
61000	SALARIES & BENEFITS	220,947	227,719	266,190	0
62000	CONTRACTUALS	32,667	22,010	57,200	0
63000	COMMODITIES	197,649	206,378	249,310	0
65000	FIXED CHARGES	147,144	179,033	173,470	0
66000	CAPITAL	0	26,423	0	0
	TOTAL	598,408	661,562	746,170	0

CENTRAL SERVICES

FINANCE DEPARTMENT		ACCOUNTING UNIT			
FIN/MGMT-CENTRAL SVCS		07110002			
Account Code	LINE ITEM RESOURCES	ACTUAL FY 19-20	ACTUAL FY 20-21	ADOPTED FY 21-22	PROPOSED FY 22-23
56010	Delivery Charge	84,145	84,312	84,140	0
56011	Postage Charge	166,095	161,672	166,100	0
56012	Reprographics Charge	188,379	205,202	188,380	0
58000	Earning On Investments	2,853	(108)	2,850	0
	SUBTOTAL REVENUES	441,472	451,078	441,470	0
	TOTAL	441,472	451,078	441,470	0

CENTRAL SERVICES

FINANCE DEPARTMENT		ACCOUNTING UNIT			
FIN/MGMT-CENTRAL SVCS		07110100			
Account Code	LINE ITEM RESOURCES	ACTUAL FY 19-20	ACTUAL FY 20-21	ADOPTED FY 21-22	PROPOSED FY 22-23
61000	Salaries Regular	141,568	144,524	149,590	0
61020	Salaries Part-Time	3,689	4,389	29,570	0
61040	Salaries Overtime	159	0	0	0
61100	Retirement-Employer Normal Cost	4,085	5,777	5,730	0
61101	Retirement - Employer Unfunded	24,700	0	0	0
61102	Retirement- Employer Unfunded- Miscellaneous	0	29,224	33,360	0
61110	Part-Time Retirement	143	165	1,110	0
61120	Medicare Insurance	1,982	2,006	2,560	0
61130	Health Insurance	34,059	32,455	35,040	0
61180	Worker Compensation Insurance	10,564	9,180	9,230	0
	SUBTOTAL SALARIES & BENEFITS	220,947	227,719	266,190	0
62010	Communications	2,043	2,040	3,200	0
62300	Contract Services-Professional	30,624	19,970	49,000	0
62322	Maintenance & Repair Machinery	0	0	5,000	0
	SUBTOTAL CONTRACTUALS	32,667	22,010	57,200	0
63001	Miscellaneous Operating Expenses	71,769	64,621	86,600	0
63020	Postage/Printing	125,000	141,000	160,000	0
63300	Gas & Diesel	880	756	2,710	0
	SUBTOTAL COMMODITIES	197,649	206,378	249,310	0
65000	Building Rental	95,540	95,540	78,450	0
65010	Rental City Equipment	5,076	5,380	4,880	0
65012	Accident Repair & Replacement	132	200	1,350	0
65040	IT Maintenance Charge	12,951	12,950	11,520	0
65100	Insurance Charges	11,070	9,790	9,930	0
65105	Benefits Overhead	0	470	580	0
65210	Delivery Charges	257	260	260	0
65400	Indirect Costs	22,118	54,443	66,500	0
	SUBTOTAL FIXED CHARGES	147,144	179,033	173,470	0
66400	Machinery & Equipment	0	26,423	0	0
	SUBTOTAL CAPITAL	0	26,423	0	0
	TOTAL	598,408	661,562	746,170	0

**457 ADMIN PLAN
DEPARTMENT RESOURCE SUMMARY**

FINANCE DEPARTMENT

ACTIVITIES		ACTUAL FY 19-20	ACTUAL FY 20-21	ADOPTED FY 21-22	PROPOSED FY 22-23
REVENUES					
57991	Miscellaneous Receipts	0	0	100	300
57994	Deferred Comp Plan Fees	0	0	54,500	67,000
	TOTAL REVENUES	0	0	54,600	67,300
EXPENDITURES					
10010172	SECTION 457 FIDUCIARY ADMIN	0	0	54,500	93,000
	TOTAL EXPENDITURES	0	0	54,500	93,000
OPERATING EXPENSES		ACTUAL FY 19-20	ACTUAL FY 20-21	ADOPTED FY 21-22	PROPOSED FY 22-23
62000	CONTRACTUALS	0	0	28,000	28,000
69000	MISCELLANEOUS	0	0	26,500	65,000
	TOTAL	0	0	54,500	93,000

457 ADMIN PLAN

FINANCE DEPARTMENT		ACCOUNTING UNIT			
SECTION 457 FIDUCIARY ADMIN		10010002			
Account Code	LINE ITEM RESOURCES	ACTUAL FY 19-20	ACTUAL FY 20-21	ADOPTED FY 21-22	PROPOSED FY 22-23
57991	Miscellaneous Receipts	0	0	100	300
57994	Deferred Comp Plan Fees	0	0	54,500	67,000
	SUBTOTAL REVENUES	0	0	54,600	67,300
	TOTAL	0	0	54,600	67,300

457 ADMIN PLAN

FINANCE DEPARTMENT		ACCOUNTING UNIT			
SECTION 457 FIDUCIARY ADMIN		10010172			
Account Code	LINE ITEM RESOURCES	ACTUAL FY 19-20	ACTUAL FY 20-21	ADOPTED FY 21-22	PROPOSED FY 22-23
62300	Contract Services-Professional	0	0	28,000	28,000
	SUBTOTAL CONTRACTUALS	0	0	28,000	28,000
69109	Deferred Comp Plan Expense	0	0	26,500	65,000
	SUBTOTAL MISCELLANEOUS	0	0	26,500	65,000
	TOTAL	0	0	54,500	93,000

**CARES ACT
DEPARTMENT RESOURCE SUMMARY**

FINANCE DEPARTMENT

ACTIVITIES	ACTUAL FY 19-20	ACTUAL FY 20-21	ADOPTED FY 21-22	PROPOSED FY 22-23
REVENUES				
52009 Federal Grant-Indirect COVID	466,778	2,469,695	0	0
58000 Earning On Investments	1,739	12,573	0	0
TOTAL REVENUES	468,517	2,482,268	0	0
EXPENDITURES				
17410100 CARES ACT-COUNTY FMSA	361,406	892,171	0	0
TOTAL EXPENDITURES	361,406	892,171	0	0
OPERATING EXPENSES	ACTUAL FY 19-20	ACTUAL FY 20-21	ADOPTED FY 21-22	PROPOSED FY 22-23
61000 SALARIES & BENEFITS	0	2,979	0	0
62000 CONTRACTUALS	271,946	193,929	0	0
63000 COMMODITIES	89,460	291,290	0	0
66000 CAPITAL	0	403,974	0	0
TOTAL	361,406	892,171	0	0

CARES ACT

FINANCE DEPARTMENT		ACCOUNTING UNIT			
CARES ACT REVENUE		17410002			
Account Code	LINE ITEM RESOURCES	ACTUAL FY 19-20	ACTUAL FY 20-21	ADOPTED FY 21-22	PROPOSED FY 22-23
52009	Federal Grant-Indirect COVID	466,778	2,469,695	0	0
58000	Earning On Investments	1,739	12,573	0	0
	SUBTOTAL REVENUES	468,517	2,482,268	0	0
	TOTAL	468,517	2,482,268	0	0

CARES ACT

FINANCE DEPARTMENT		ACCOUNTING UNIT			
CARES ACT-COUNTY FMSA		17410100			
Account Code	LINE ITEM RESOURCES	ACTUAL FY 19-20	ACTUAL FY 20-21	ADOPTED FY 21-22	PROPOSED FY 22-23
61000	Salaries Regular	0	91	0	0
61040	Salaries Overtime	0	2,845	0	0
61100	Retirement-Employer Normal Cost	0	10	0	0
61120	Medicare Insurance	0	1	0	0
61130	Health Insurance	0	30	0	0
	SUBTOTAL SALARIES & BENEFITS	0	2,979	0	0
62300	Contract Services-Professional	271,946	193,929	0	0
	SUBTOTAL CONTRACTUALS	271,946	193,929	0	0
63001	Miscellaneous Operating Expenses	88,913	289,833	0	0
63200	Operating Materials & Supplies	547	1,456	0	0
	SUBTOTAL COMMODITIES	89,460	291,290	0	0
66400	Machinery & Equipment	0	403,974	0	0
	SUBTOTAL CAPITAL	0	403,974	0	0
	TOTAL	361,406	892,171	0	0

**CARES ACT-STATE
DEPARTMENT RESOURCE SUMMARY**

FINANCE DEPARTMENT

ACTIVITIES		ACTUAL FY 19-20	ACTUAL FY 20-21	ADOPTED FY 21-22	PROPOSED FY 22-23
EXPENDITURES					
17610100	CARES ACT-STATE FMSA	0	927,349	0	0
	TOTAL EXPENDITURES	0	927,349	0	0
OPERATING EXPENSES		ACTUAL FY 19-20	ACTUAL FY 20-21	ADOPTED FY 21-22	PROPOSED FY 22-23
62000	CONTRACTUALS	0	927,349	0	0
	TOTAL	0	927,349	0	0

CARES ACT-STATE

FINANCE DEPARTMENT		ACCOUNTING UNIT			
CARES ACT-STATE FMSA		17610100			
Account Code	LINE ITEM RESOURCES	ACTUAL FY 19-20	ACTUAL FY 20-21	ADOPTED FY 21-22	PROPOSED FY 22-23
62300	Contract Services-Professional	0	927,349	0	0
	SUBTOTAL CONTRACTUALS	0	927,349	0	0
	TOTAL	0	927,349	0	0

**American Rescue Plan Act
DEPARTMENT RESOURCE SUMMARY**

FINANCE DEPARTMENT

ACTIVITIES	ACTUAL FY 19-20	ACTUAL FY 20-21	ADOPTED FY 21-22	PROPOSED FY 22-23
EXPENDITURES				
18110013 ARPA-FMSA	0	265,000	0	308,790
TOTAL EXPENDITURES	0	265,000	0	308,790
OPERATING EXPENSES	ACTUAL FY 19-20	ACTUAL FY 20-21	ADOPTED FY 21-22	PROPOSED FY 22-23
61000 SALARIES & BENEFITS	0	0	0	308,790
62000 CONTRACTUALS	0	265,000	0	0
TOTAL	0	265,000	0	308,790

American Rescue Plan Act

FINANCE DEPARTMENT		ACCOUNTING UNIT			
ARPA-FMSA		18110013			
Account Code	LINE ITEM RESOURCES	ACTUAL FY 19-20	ACTUAL FY 20-21	ADOPTED FY 21-22	PROPOSED FY 22-23
61000	Salaries Regular	0	0	0	210,460
61100	Retirement-Employer Normal Cost	0	0	0	23,630
61120	Medicare Insurance	0	0	0	3,060
61130	Health Insurance	0	0	0	71,640
	SUBTOTAL SALARIES & BENEFITS	0	0	0	308,790
62300	Contract Services-Professional	0	265,000	0	0
	SUBTOTAL CONTRACTUALS	0	265,000	0	0
	TOTAL	0	265,000	0	308,790

Library



**This Page Intentionally
Left Blank**



Library Position Summary

Authorized Personnel	Funded FY 21-22	Workforce Changes	Funded FY 22-23
Bibliographic Technician	1	(1)	0
Executive Secretary	1	0	1
Librarian	4	1	5
Library Operations Manager (MM)	1	0	1
Library Services Assistant*	4	1	5
Library Services Director	1	0	1
Library Technician*	2	0	2
Management Analyst (UC)**	0	1	1
Principal Librarian	4	0	4
Senior Accounting Assistant	0	1	1
Senior Librarian	8	0	8
Senior Library Technician (T)	1	2	3
Supervising Library Services Assistant	1	(1)	0
Youth Services Technician	1	(1)	0
Funded Total	29	3	32

*Position added per the Mid-Year Report Budget Update Reso# 2022-018

**Position transferred from Parks per the Mid-Year Report Budget Update Reso# 2022-018

GENERAL FUND TOTAL 31.00

CANNABIS PUBLIC BENEFIT FUND 1.00

TOTAL FUNDED POSITION 32.00

**This Page Intentionally
Left Blank**



Library

REVENUE

Fund	ACTUAL FY 19-20	ACTUAL FY 20-21	ADOPTED FY 21-22	PROPOSED FY 22-23
011 GENERAL FUND	36,086	2,014	6,600	1,960
152 PUBLIC LIBRARY GRANT FUND	2,000	67,647	-	-
TOTAL REVENUE	38,086	69,662	6,600	1,960

EXPENDITURE

Fund	ACTUAL FY 19-20	ACTUAL FY 20-21	ADOPTED FY 21-22	PROPOSED FY 22-23
011 GENERAL FUND	4,438,612	4,778,529	5,864,340	6,680,310
012 CANNABIS PUBLIC BENEFIT	-	-	2,000,000	2,000,000
022 LIBRARY FEE AND DONATION	751	-	27,700	27,700
150 CAL LIBRARY SERVICES ACT	-	2,072	-	-
152 PUBLIC LIBRARY GRANT FUND	2,000	67,647	-	-
TOTAL EXPENDITURE	4,441,362	4,848,249	7,892,040	8,708,010

GENERAL FUND

LIBRARY		ACCOUNTING UNIT			
SERVICES REVENUE		01111002			
Account Code	LINE ITEM RESOURCES	ACTUAL FY 19-20	ACTUAL FY 20-21	ADOPTED FY 21-22	PROPOSED FY 22-23
53201	Passport Fees	1	0	0	0
53202	Library Microfiche Rentals	1,784	1,170	0	0
53203	Library Video Rentals	1,632	(3)	0	0
55200	Library Fines	28,695	116	0	0
55201	Lost/Damaged Library Material	3,317	698	5,000	870
55202	Lost/Damaged Uncataloged Mater	10	0	0	0
57200	Other Library Recoveries	647	34	1,600	1,090
	SUBTOTAL REVENUES	36,086	2,014	6,600	1,960
	TOTAL	36,086	2,014	6,600	1,960

**GENERAL FUND
DEPARTMENT RESOURCE SUMMARY**

LIBRARY

ACTIVITIES	ACTUAL FY 19-20	ACTUAL FY 20-21	ADOPTED FY 21-22	PROPOSED FY 22-23
EXPENDITURES				
01111017 LIBRARY - SERVICE ENHANCEMENT	0	0	304,080	278,510
01111110 ADMINISTRATION	0	830,590	948,100	1,638,150
01111150 ADULT SERVICES	4,438,612	1,539,919	1,066,390	714,120
01111160 YOUTH SERVICES	0	630,420	925,420	1,070,390
01111180 YOUNG ADULT SERVICES	0	585,876	828,390	1,058,210
01111190 TECH & SUPPORT SVCS	0	1,191,725	1,791,960	1,920,930
TOTAL EXPENDITURES	4,438,612	4,778,529	5,864,340	6,680,310
OPERATING EXPENSES	ACTUAL FY 19-20	ACTUAL FY 20-21	ADOPTED FY 21-22	PROPOSED FY 22-23
61000 SALARIES & BENEFITS	3,030,898	3,146,064	4,218,240	4,871,620
62000 CONTRACTUALS	436,755	579,723	656,700	696,980
63000 COMMODITIES	67,792	153,499	97,000	143,230
65000 FIXED CHARGES	706,258	708,080	693,900	769,980
66000 CAPITAL	178,564	174,428	175,000	175,000
67000 DEBT SERVICE	18,269	16,735	23,500	23,500
69000 MISCELLANEOUS	76	0	0	0
TOTAL	4,438,612	4,778,529	5,864,340	6,680,310

GENERAL FUND

LIBRARY		ACCOUNTING UNIT			
LIBRARY - SERVICE ENHANCEMENT		01111017			
Account Code	LINE ITEM RESOURCES	ACTUAL FY 19-20	ACTUAL FY 20-21	ADOPTED FY 21-22	PROPOSED FY 22-23
61000	Salaries Regular	0	0	205,180	205,420
61100	Retirement-Employer Normal Cost	0	0	24,410	23,070
61120	Medicare Insurance	0	0	2,970	2,980
61130	Health Insurance	0	0	71,520	47,040
	SUBTOTAL SALARIES & BENEFITS	0	0	304,080	278,510
	TOTAL	0	0	304,080	278,510

GENERAL FUND

LIBRARY		ACCOUNTING UNIT			
ADMINISTRATION		01111110			
Account Code	LINE ITEM RESOURCES	ACTUAL FY 19-20	ACTUAL FY 20-21	ADOPTED FY 21-22	PROPOSED FY 22-23
61000	Salaries Regular	0	322,399	321,360	427,590
61020	Salaries Part-Time	0	8,414	24,700	24,700
61100	Retirement-Employer Normal Cost	0	19,366	21,280	34,150
61110	Part-Time Retirement	0	316	930	930
61120	Medicare Insurance	0	4,831	5,000	6,540
61130	Health Insurance	0	48,979	55,080	92,310
61170	Retiree Health Benefits	0	953	1,100	2,740
61180	Worker Compensation Insurance	0	0	13,230	19,950
	SUBTOTAL SALARIES & BENEFITS	0	405,257	442,680	608,910
62000	Utilities	0	102,365	96,800	147,800
62010	Communications	0	9,878	31,900	45,600
62120	Training, Transportation, Meetings	0	74	6,000	6,000
62140	Membership, Subscription & Dues	0	24,799	3,200	13,730
62300	Contract Services-Professional	0	238,589	267,700	266,000
62600	Parking Validation	0	4,798	4,100	15,020
62700	Auto Expense	0	6,000	6,000	6,000
	SUBTOTAL CONTRACTUALS	0	386,504	415,700	500,150
63001	Miscellaneous Operating Expenses	0	22,094	35,500	37,850
63300	Gas & Diesel	0	0	2,900	2,900
	SUBTOTAL COMMODITIES	0	22,094	38,400	40,750
65000	Building Rental	0	0	0	408,220
65010	Rental City Equipment	0	0	0	12,340
65012	Accident Repair & Replacement	0	0	0	1,550
65040	IT Maintenance Charge	0	0	11,520	13,940
65100	Insurance Charges	0	0	15,580	25,170
65105	Benefits Overhead	0	0	720	3,620
	SUBTOTAL FIXED CHARGES	0	0	27,820	464,840
67003	Loan Payment-OBF	0	16,735	0	0
67200	Principal-Leases	0	0	23,500	23,500
	SUBTOTAL DEBT SERVICE	0	16,735	23,500	23,500
	TOTAL	0	830,590	948,100	1,638,150

GENERAL FUND

LIBRARY		ACCOUNTING UNIT			
ADULT SERVICES		01111150			
Account Code	LINE ITEM RESOURCES	ACTUAL FY 19-20	ACTUAL FY 20-21	ADOPTED FY 21-22	PROPOSED FY 22-23
61000	Salaries Regular	1,650,699	375,150	309,380	309,260
61010	Salaries Cash Out/Separation	2,012	2,075	78,000	78,000
61020	Salaries Part-Time	731,260	20,799	57,510	57,510
61040	Salaries Overtime	12,953	0	9,000	9,000
61100	Retirement-Employer Normal Cost	73,212	19,016	11,990	9,930
61110	Part-Time Retirement	23,812	717	2,160	2,160
61120	Medicare Insurance	30,380	4,252	5,290	5,290
61130	Health Insurance	328,156	68,362	66,600	65,640
61180	Worker Compensation Insurance	178,415	171,990	24,200	23,870
	SUBTOTAL SALARIES & BENEFITS	3,030,898	662,360	564,130	560,660
62000	Utilities	35,639	0	0	0
62010	Communications	35,979	0	0	0
62120	Training, Transportation, Meetings	633	1,068	1,000	1,000
62140	Membership, Subscription & Dues	35,493	220	0	0
62300	Contract Services-Professional	301,431	1,525	5,400	10,000
62600	Parking Validation	24,580	21,228	7,200	7,200
62700	Auto Expense	3,000	0	0	0
	SUBTOTAL CONTRACTUALS	436,755	24,041	13,600	18,200
63001	Miscellaneous Operating Expenses	66,922	76,536	9,600	10,000
63300	Gas & Diesel	871	862	0	0
	SUBTOTAL COMMODITIES	67,792	77,398	9,600	10,000
65000	Building Rental	340,460	340,460	335,620	0
65010	Rental City Equipment	10,104	10,100	9,720	0
65012	Accident Repair & Replacement	168	200	150	0
65040	IT Maintenance Charge	144,571	144,570	31,670	22,310
65100	Insurance Charges	207,790	200,620	28,480	30,120
65105	Benefits Overhead	0	8,470	1,760	4,330
65210	Delivery Charges	3,165	3,160	3,160	0
	SUBTOTAL FIXED CHARGES	706,258	707,580	410,560	56,760
66600	Books Records Video	178,564	68,540	68,500	68,500
	SUBTOTAL CAPITAL	178,564	68,540	68,500	68,500
67003	Loan Payment-OBF	18,269	0	0	0
	SUBTOTAL DEBT SERVICE	18,269	0	0	0
69135	Payment to Subagent	76	0	0	0
	SUBTOTAL MISCELLANEOUS	76	0	0	0
	TOTAL	4,438,612	1,539,919	1,066,390	714,120

GENERAL FUND

LIBRARY		ACCOUNTING UNIT			
YOUTH SERVICES		01111160			
Account Code	LINE ITEM RESOURCES	ACTUAL FY 19-20	ACTUAL FY 20-21	ADOPTED FY 21-22	PROPOSED FY 22-23
61000	Salaries Regular	0	325,444	390,410	509,500
61020	Salaries Part-Time	0	128,499	209,020	211,750
61040	Salaries Overtime	0	0	9,000	9,000
61100	Retirement-Employer Normal Cost	0	24,889	27,910	32,460
61110	Part-Time Retirement	0	4,280	7,250	7,940
61120	Medicare Insurance	0	5,003	8,680	10,430
61130	Health Insurance	0	53,227	68,640	90,150
61180	Worker Compensation Insurance	0	0	36,870	27,370
	SUBTOTAL SALARIES & BENEFITS	0	541,342	757,780	898,600
62010	Communications	0	5,100	0	0
62120	Training, Transportation, Meetings	0	1,251	1,000	1,000
62140	Membership, Subscription & Dues	0	110	0	0
62300	Contract Services-Professional	0	32	13,200	16,600
62600	Parking Validation	0	19,673	15,300	19,340
	SUBTOTAL CONTRACTUALS	0	26,166	29,500	36,940
63001	Miscellaneous Operating Expenses	0	12,344	13,000	18,750
	SUBTOTAL COMMODITIES	0	12,344	13,000	18,750
65040	IT Maintenance Charge	0	0	28,790	25,100
65100	Insurance Charges	0	0	43,400	34,530
65105	Benefits Overhead	0	0	1,450	4,970
	SUBTOTAL FIXED CHARGES	0	0	73,640	64,600
66600	Books Records Video	0	50,568	51,500	51,500
	SUBTOTAL CAPITAL	0	50,568	51,500	51,500
	TOTAL	0	630,420	925,420	1,070,390

GENERAL FUND

LIBRARY		ACCOUNTING UNIT			
YOUNG ADULT SERVICES		01111180			
Account Code	LINE ITEM RESOURCES	ACTUAL FY 19-20	ACTUAL FY 20-21	ADOPTED FY 21-22	PROPOSED FY 22-23
61000	Salaries Regular	0	295,037	358,040	509,980
61020	Salaries Part-Time	0	151,366	226,740	200,410
61040	Salaries Overtime	0	126	0	0
61100	Retirement-Employer Normal Cost	0	20,078	25,710	42,290
61110	Part-Time Retirement	0	5,672	8,500	7,520
61120	Medicare Insurance	0	6,395	8,470	10,230
61130	Health Insurance	0	50,953	65,400	137,520
61180	Worker Compensation Insurance	0	0	28,660	26,920
	SUBTOTAL SALARIES & BENEFITS	0	529,627	721,520	934,870
62010	Communications	0	3,570	0	0
62120	Training, Transportation, Meetings	0	796	1,000	1,000
62140	Membership, Subscription & Dues	0	220	0	0
62300	Contract Services-Professional	0	301	500	3,500
62600	Parking Validation	0	28,025	15,300	16,540
	SUBTOTAL CONTRACTUALS	0	32,912	16,800	21,040
63001	Miscellaneous Operating Expenses	0	8,075	14,000	26,150
	SUBTOTAL COMMODITIES	0	8,075	14,000	26,150
65040	IT Maintenance Charge	0	0	25,910	22,310
65100	Insurance Charges	0	0	33,730	33,960
65105	Benefits Overhead	0	0	1,430	4,880
	SUBTOTAL FIXED CHARGES	0	0	61,070	61,150
66600	Books Records Video	0	15,262	15,000	15,000
	SUBTOTAL CAPITAL	0	15,262	15,000	15,000
	TOTAL	0	585,876	828,390	1,058,210

GENERAL FUND

LIBRARY		ACCOUNTING UNIT			
TECH & SUPPORT SVCS		01111190			
Account Code	LINE ITEM RESOURCES	ACTUAL FY 19-20	ACTUAL FY 20-21	ADOPTED FY 21-22	PROPOSED FY 22-23
61000	Salaries Regular	0	485,728	658,540	805,410
61020	Salaries Part-Time	0	346,699	458,510	408,470
61040	Salaries Overtime	0	0	1,000	1,000
61100	Retirement-Employer Normal Cost	0	31,694	49,650	66,160
61110	Part-Time Retirement	0	12,221	16,390	15,320
61120	Medicare Insurance	0	11,806	16,080	17,530
61130	Health Insurance	0	109,329	171,720	225,990
61180	Worker Compensation Insurance	0	10,000	56,160	50,190
	SUBTOTAL SALARIES & BENEFITS	0	1,007,478	1,428,050	1,590,070
62010	Communications	0	14,156	0	0
62120	Training, Transportation, Meetings	0	299	1,000	1,000
62140	Membership, Subscription & Dues	0	8,803	98,300	31,430
62300	Contract Services-Professional	0	45,258	49,100	54,600
62600	Parking Validation	0	41,585	32,700	33,620
	SUBTOTAL CONTRACTUALS	0	110,101	181,100	120,650
63001	Miscellaneous Operating Expenses	0	33,588	22,000	47,580
	SUBTOTAL COMMODITIES	0	33,588	22,000	47,580
65040	IT Maintenance Charge	0	0	51,820	50,200
65100	Insurance Charges	0	0	66,110	63,330
65105	Benefits Overhead	0	500	2,880	9,100
	SUBTOTAL FIXED CHARGES	0	500	120,810	122,630
66400	Machinery & Equipment	0	2,165	0	0
66600	Books Records Video	0	37,894	40,000	40,000
	SUBTOTAL CAPITAL	0	40,059	40,000	40,000
	TOTAL	0	1,191,725	1,791,960	1,920,930

**CANNABIS PUBLIC BENEFIT
DEPARTMENT RESOURCE SUMMARY**

LIBRARY

ACTIVITIES		ACTUAL FY 19-20	ACTUAL FY 20-21	ADOPTED FY 21-22	PROPOSED FY 22-23
EXPENDITURES					
01211020	Library Youth Services	0	0	2,000,000	2,000,000
	TOTAL EXPENDITURES	0	0	2,000,000	2,000,000
OPERATING EXPENSES		ACTUAL FY 19-20	ACTUAL FY 20-21	ADOPTED FY 21-22	PROPOSED FY 22-23
61000	SALARIES & BENEFITS	0	0	228,010	255,210
62000	CONTRACTUALS	0	0	344,400	507,150
63000	COMMODITIES	0	0	139,600	44,500
65000	FIXED CHARGES	0	0	0	22,410
66000	CAPITAL	0	0	1,287,990	1,170,730
	TOTAL	0	0	2,000,000	2,000,000

CANNABIS PUBLIC BENEFIT

LIBRARY		ACCOUNTING UNIT			
Library Youth Services		01211020			
Account Code	LINE ITEM RESOURCES	ACTUAL FY 19-20	ACTUAL FY 20-21	ADOPTED FY 21-22	PROPOSED FY 22-23
61000	Salaries Regular	0	0	0	44,930
61020	Salaries Part-Time	0	0	216,740	171,770
61100	Retirement-Employer Normal Cost	0	0	0	5,050
61110	Part-Time Retirement	0	0	8,130	6,440
61120	Medicare Insurance	0	0	3,140	3,140
61130	Health Insurance	0	0	0	23,880
	SUBTOTAL SALARIES & BENEFITS	0	0	228,010	255,210
62010	Communications	0	0	137,400	268,000
62140	Membership, Subscription & Dues	0	0	0	101,890
62300	Contract Services-Professional	0	0	207,000	137,260
	SUBTOTAL CONTRACTUALS	0	0	344,400	507,150
63001	Miscellaneous Operating Expenses	0	0	139,600	40,000
63300	Gas & Diesel	0	0	0	4,500
	SUBTOTAL COMMODITIES	0	0	139,600	44,500
65400	Indirect Costs	0	0	0	22,410
	SUBTOTAL FIXED CHARGES	0	0	0	22,410
66200	Buildings & Building Improvements	0	0	1,287,990	1,110,730
66600	Books Records Video	0	0	0	60,000
	SUBTOTAL CAPITAL	0	0	1,287,990	1,170,730
	TOTAL	0	0	2,000,000	2,000,000

**LIBRARY FEE AND DONATION
DEPARTMENT RESOURCE SUMMARY**

LIBRARY

ACTIVITIES	ACTUAL FY 19-20	ACTUAL FY 20-21	ADOPTED FY 21-22	PROPOSED FY 22-23
EXPENDITURES				
02211150 LIBRARY FEE AND DONATION	751	0	27,700	27,700
TOTAL EXPENDITURES	751	0	27,700	27,700
OPERATING EXPENSES	ACTUAL FY 19-20	ACTUAL FY 20-21	ADOPTED FY 21-22	PROPOSED FY 22-23
62000 CONTRACTUALS	0	0	12,400	12,400
63000 COMMODITIES	751	0	15,300	15,300
TOTAL	751	0	27,700	27,700

LIBRARY FEE AND DONATION

LIBRARY		ACCOUNTING UNIT			
LIBRARY FEE AND DONATION		02211150			
Account Code	LINE ITEM RESOURCES	ACTUAL FY 19-20	ACTUAL FY 20-21	ADOPTED FY 21-22	PROPOSED FY 22-23
62300	Contract Services-Professional	0	0	12,400	12,400
	SUBTOTAL CONTRACTUALS	0	0	12,400	12,400
63001	Miscellaneous Operating Expenses	751	0	15,300	15,300
	SUBTOTAL COMMODITIES	751	0	15,300	15,300
	TOTAL	751	0	27,700	27,700

**CAL LIBRARY SERVICES ACT
DEPARTMENT RESOURCE SUMMARY**

LIBRARY

ACTIVITIES		ACTUAL FY 19-20	ACTUAL FY 20-21	ADOPTED FY 21-22	PROPOSED FY 22-23
EXPENDITURES					
15011160	LIBRARY SERVICES GRANTS	0	2,072	0	0
	TOTAL EXPENDITURES	0	2,072	0	0
OPERATING EXPENSES		ACTUAL FY 19-20	ACTUAL FY 20-21	ADOPTED FY 21-22	PROPOSED FY 22-23
63000	COMMODITIES	0	2,072	0	0
	TOTAL	0	2,072	0	0

CAL LIBRARY SERVICES ACT

LIBRARY		ACCOUNTING UNIT			
LIBRARY SERVICES GRANTS		15011160			
Account Code	LINE ITEM RESOURCES	ACTUAL FY 19-20	ACTUAL FY 20-21	ADOPTED FY 21-22	PROPOSED FY 22-23
63001	Miscellaneous Operating Expenses	0	2,072	0	0
	SUBTOTAL COMMODITIES	0	2,072	0	0
	TOTAL	0	2,072	0	0

**PUBLIC LIBRARY GRANT FUND
DEPARTMENT RESOURCE SUMMARY**

LIBRARY

ACTIVITIES	ACTUAL FY 19-20	ACTUAL FY 20-21	ADOPTED FY 21-22	PROPOSED FY 22-23
REVENUES				
52025 State Grants-Direct	0	67,647	0	0
52040 Grant-Other	2,000	0	0	0
TOTAL REVENUES	2,000	67,647	0	0

PUBLIC LIBRARY GRANT FUND

LIBRARY		ACCOUNTING UNIT			
PUBLIC LIBRARY GRANT		15211002			
Account Code	LINE ITEM RESOURCES	ACTUAL FY 19-20	ACTUAL FY 20-21	ADOPTED FY 21-22	PROPOSED FY 22-23
52025	State Grants-Direct	0	67,647	0	0
52040	Grant-Other	2,000	0	0	0
	SUBTOTAL REVENUES	2,000	67,647	0	0
	TOTAL	2,000	67,647	0	0

**This Page Intentionally
Left Blank**



Parks, Recreation and Community Services



**This Page Intentionally
Left Blank**



**Parks, Recreation, and Community Services
Position Summary**

Authorized Personnel	Funded FY 21-22	Workforce Changes	Funded FY 22-23
Accounting Assistant	1	0	1
Administrative Services Manager (MM)	1	0	0
Assistant Parks/Landscape Planner	1	0	0
Associate Park and Landscape Planner	1	0	0
Recreation and Community Events Supervisor	1	0	1
Recreation and Community Services Supervisor	6	0	6
Executive Dir of Parks & Rec & Community Svcs (EM)	1	0	1
Executive Secretary (UC)	1	0	1
General Maintenance Leader	1	0	0
General Maintenance Supervisor	1	0	0
General Maintenance Worker	8	0	0
Graphics Designer I	1	0	1
Lead Accounting Assistant	1	0	1
Maintenance Assistant	2	0	0
Management Aide (UC)*	3	(1)	1
Management Analyst (UC) ^{1*}	0	1	1
Park Services Inspector II	8	0	0
Park Services Inspection Supervisor	2	0	0
Park Services Superintendent	1	0	0
Principal Management Analyst (AM)	0	1	1
Recreation and Community Services Manager (MM)	1	0	1
Recreation Leader	12	0	12
Recreation Program Coordinator	6	0	6
Senior Accounting Assistant	2	0	1
Senior Management Analyst (AM)	1	(1)	0
Youth Services Supervisor	0	0	0
Zoo Curator	1	0	1
Zoo Curator of Education	1	0	1
Zoo Curator of Health	1	0	1
Zoo Education Specialist	2	2	4
Zoo Keeper I	6	1	7
Zoo Keeper II	2	0	2
Zoo Manager (MM)	1	0	1
Zoo Operations Coordinator	1	0	1
Funded Total	78	3	53

A total of 28 positions were transferred to PWA

¹ Position transferred to Library per the Mid-Year Report Budget Update Reso# 2022-018

*Organizational Change in FY 21-22

GENERAL FUND TOTAL	42
CANNABIS PUBLIC BENEFIT FUND	11
OTHER RESTRICTED FUND	0
TOTAL FUNDED POSITION	53

**This Page Intentionally
Left Blank**



Parks, Rec. & Community Services

REVENUE

Fund	ACTUAL FY 19-20	ACTUAL FY 20-21	ADOPTED FY 21-22	PROPOSED FY 22-23
011 GENERAL FUND	1,753,342	1,278,854	1,941,900	1,958,050
021 CATV FUND	207,356	-	-	-
022 PRCSA FEE & DONATION	28,010	6,043	-	-
051 CAPITAL OUTLAY FUND	621,932	687,519	600,000	600,000
074 CIVIC CENTER MAINTENANCE	6,954,740	5,172,864	4,880,770	-
161 REC/COM SVS ST URBAN OPEN SPAC	-	485,449	-	-
169 RECREATION GRANTS FUND	276,372	220,630	301,450	300,640
172 NATL RECREATION TRAILS FND ACT	314	144	-	-
301 REC/COMM SVS	30,818	6,431	-	-
311 RESIDENTIAL DEVELOP DISTRICT 1	115,145	476,660	-	-
312 RESIDENTIAL DEVELOP DISTRICT 2	945,040	559,862	-	-
313 RESIDENTIAL DEVELOP DISTRICT 3	226,273	3,641,951	70,000	-
314 RESIDENTIAL DEVELOP DISTRICT 4	152,946	51,803	-	-
TOTAL REVENUE	11,312,288	12,588,211	7,794,120	2,858,690

EXPENDITURE

Fund	ACTUAL FY 19-20	ACTUAL FY 20-21	ADOPTED FY 21-22	PROPOSED FY 22-23
011 GENERAL FUND	19,151,965	21,680,726	23,289,740	13,514,280
012 CANNABIS PUBLIC BENEFIT	4,341	1,765,200	7,637,690	5,238,490
021 CATV FUND	215,944	-	-	-
022 PRCSA FEE & DONATION	83,856	22,333	410,800	-
051 CAPITAL OUTLAY FUND	681,545	638,396	2,588,400	832,000
052 STRATEGIC PLAN PROJECTS	734,648	-	-	-
074 CIVIC CENTER MAINTENANCE	4,141,790	3,447,968	2,873,770	-
161 REC/COM SVS ST URBAN OPEN SPAC	462,734	520,550	-	-
169 RECREATION GRANTS FUND	152,658	48,698	301,580	300,640
174 CARES ACT	-	815,724	-	-
176 CARES ACT-STATE	-	306,596	-	-
301 REC/COMM SVS	40,445	2,275	-	-
311 RESIDENTIAL DEVELOP DISTRICT 1	368,034	81,761	-	-
312 RESIDENTIAL DEVELOP DISTRICT 2	758,152	677,312	1,018,000	-
313 RESIDENTIAL DEVELOP DISTRICT 3	76,501	63,644	70,000	-
314 RESIDENTIAL DEVELOP DISTRICT 4	593,465	358,649	-	-
TOTAL EXPENDITURE	¹⁶⁹ 27,466,077	30,429,833	38,189,980	19,885,410

GENERAL FUND

PARKS, REC. & COMMUNITY SERVICES		ACCOUNTING UNIT			
REC COMM SVS-MGRL/SUPPORT SVS		01113002			
Account Code	LINE ITEM RESOURCES	ACTUAL FY 19-20	ACTUAL FY 20-21	ADOPTED FY 21-22	PROPOSED FY 22-23
51301	Filming Permits	5,764	10,198	3,200	3,350
53301	Center Programs	68,842	5,113	60,100	45,000
53303	Youth Sports	32,936	508	20,500	21,550
53304	Pool Charges	20,790	0	0	0
53307	Youth Field Usage Fee	56,425	29,137	53,600	51,000
53308	Park Reservation	160,384	68,788	133,800	140,500
53309	Concession-Vending Machines	3,900	3,900	2,900	2,900
53310	Zoo Education	73,815	319	77,500	100,000
53312	Zoo Admissions	718,691	997,565	1,046,900	1,200,000
53313	Food Sale Concession	15,657	2,684	25,200	22,950
53316	Leisure Classes	152,247	(2,483)	172,100	100,000
53318	Tennis Reservation	28,414	180	0	0
53319	Recreation Staff Reimbursement	32,025	3,079	27,400	25,350
53331	City Events	35,573	7,500	0	0
57010	Miscellaneous Recoveries	5,471	568	12,700	3,500
57301	Recreation Expense Reimbursement	3,437	0	3,000	0
57304	Rancho Santiago Reimbursement/PR	41,031	53,506	24,600	25,850
57361	Recreation Facility Rental	20,971	4,957	25,900	12,900
57362	Rental Of Stadium	128,728	33,736	93,700	41,450
57380	Friend Of Zoo Vet Contribution	60,000	30,000	60,000	60,000
57383	Friend of Zoo Contribution	19,768	19,743	58,800	61,750
57385	Friend of Zoo Education Contribution	40,000	20,000	40,000	40,000
57390	PRCSA Godinez High School	6,162	(10,144)	0	0
57990	Miscellaneous Income	22,312	0	0	0
	SUBTOTAL REVENUES	1,753,342	1,278,854	1,941,900	1,958,050
	TOTAL	1,753,342	1,278,854	1,941,900	1,958,050

**GENERAL FUND
DEPARTMENT RESOURCE SUMMARY**

PARKS, REC. & COMMUNITY SERVICES

ACTIVITIES	ACTUAL FY 19-20	ACTUAL FY 20-21	ADOPTED FY 21-22	PROPOSED FY 22-23
EXPENDITURES				
01113017 PRCSA - SERVICE ENHANCEMENT	0	4,893,218	5,206,750	1,852,960
01113200 PRCSA - ADMINISTRATION	1,186,583	1,072,140	1,482,700	1,318,690
01113220 PRCSA - ZOO	2,454,281	2,498,790	2,311,780	2,452,410
01113230 PRCSA - RECREATION & COMM. SVC	5,207,478	3,815,416	5,752,080	7,890,220
01113250 PRCSA - PARK FACILITIES	10,303,622	9,401,162	8,536,430	0
TOTAL EXPENDITURES	19,151,965	21,680,726	23,289,740	13,514,280
OPERATING EXPENSES	ACTUAL FY 19-20	ACTUAL FY 20-21	ADOPTED FY 21-22	PROPOSED FY 22-23
61000 SALARIES & BENEFITS	7,443,299	7,314,859	10,214,460	7,278,800
62000 CONTRACTUALS	7,882,519	9,909,231	9,821,110	4,512,820
63000 COMMODITIES	1,042,447	1,208,587	1,166,200	784,970
65000 FIXED CHARGES	1,836,801	1,986,150	2,032,070	930,690
66000 CAPITAL	916,982	1,233,919	0	0
67000 DEBT SERVICE	29,916	27,981	55,900	7,000
TOTAL	19,151,965	21,680,726	23,289,740	13,514,280

GENERAL FUND

PARKS, REC. & COMMUNITY SERVICES		ACCOUNTING UNIT			
PRCSA - SERVICE ENHANCEMENT		01113017			
Account Code	LINE ITEM RESOURCES	ACTUAL FY 19-20	ACTUAL FY 20-21	ADOPTED FY 21-22	PROPOSED FY 22-23
61000	Salaries Regular	0	786,478	1,022,240	139,770
61020	Salaries Part-Time	0	277,007	152,600	157,100
61040	Salaries Overtime	0	12,415	0	0
61100	Retirement-Employer Normal Cost	0	69,857	95,320	15,690
61110	Part-Time Retirement	0	9,178	5,700	5,700
61120	Medicare Insurance	0	14,864	17,020	4,240
61130	Health Insurance	0	200,277	306,120	35,280
61180	Worker Compensation Insurance	0	0	0	64,840
	SUBTOTAL SALARIES & BENEFITS	0	1,370,075	1,599,000	422,620
62300	Contract Services-Professional	0	3,523,143	758,100	1,137,500
62320	Maintenance & Repair Buildings	0	0	2,831,250	0
	SUBTOTAL CONTRACTUALS	0	3,523,143	3,589,350	1,137,500
63001	Miscellaneous Operating Expenses	0	0	18,400	119,500
	SUBTOTAL COMMODITIES	0	0	18,400	119,500
65040	IT Maintenance Charge	0	0	0	78,080
65100	Insurance Charges	0	0	0	83,630
65105	Benefits Overhead	0	0	0	11,630
	SUBTOTAL FIXED CHARGES	0	0	0	173,340
	TOTAL	0	4,893,218	5,206,750	1,852,960

This Accounting Unit has partially transitioned to Public Works Agency effective FY 22-23 new Accounting Unit number is 01117652.

GENERAL FUND

PARKS, REC. & COMMUNITY SERVICES		ACCOUNTING UNIT			
PRCSA - ADMINISTRATION		01113200			
Account Code	LINE ITEM RESOURCES	ACTUAL FY 19-20	ACTUAL FY 20-21	ADOPTED FY 21-22	PROPOSED FY 22-23
61000	Salaries Regular	668,273	700,931	868,450	739,000
61020	Salaries Part-Time	67,766	11,707	28,850	28,850
61040	Salaries Overtime	0	186	8,000	8,000
61100	Retirement-Employer Normal Cost	20,478	29,012	57,630	33,600
61110	Part-Time Retirement	2,644	486	1,080	1,080
61120	Medicare Insurance	9,267	9,054	14,200	10,850
61130	Health Insurance	87,606	87,806	186,600	131,280
61170	Retiree Health Benefits	0	1,187	1,150	3,300
61180	Worker Compensation Insurance	52,009	42,170	47,330	43,450
	SUBTOTAL SALARIES & BENEFITS	908,043	882,539	1,213,290	999,410
62010	Communications	26,206	24,175	20,700	31,500
62120	Training, Transportation, Meetings	0	0	500	500
62140	Membership, Subscription & Dues	0	537	1,400	1,400
62300	Contract Services-Professional	84,684	8,996	66,900	122,300
62302	Contracted Vendor Personnel Services	1,760	1,460	5,100	5,100
62600	Parking Validation	4,140	19,075	10,200	8,200
62700	Auto Expense	6,000	6,000	6,000	6,000
	SUBTOTAL CONTRACTUALS	122,790	60,243	110,800	175,000
63001	Miscellaneous Operating Expenses	35,222	16,716	21,600	12,100
63300	Gas & Diesel	340	83	1,000	500
	SUBTOTAL COMMODITIES	35,563	16,799	22,600	12,600
65010	Rental City Equipment	8,904	8,900	8,560	10,860
65012	Accident Repair & Replacement	168	200	150	70
65040	IT Maintenance Charge	42,166	42,170	57,580	55,770
65100	Insurance Charges	67,810	58,060	65,760	56,040
65105	Benefits Overhead	0	2,090	2,820	7,790
65210	Delivery Charges	1,139	1,140	1,140	1,150
	SUBTOTAL FIXED CHARGES	120,187	112,560	136,010	131,680
	TOTAL	1,186,583	1,072,140	1,482,700	1,318,690

GENERAL FUND

PARKS, REC. & COMMUNITY SERVICES

ACCOUNTING UNIT

PRCSA - ZOO

01113220

Account Code	LINE ITEM RESOURCES	ACTUAL FY 19-20	ACTUAL FY 20-21	ADOPTED FY 21-22	PROPOSED FY 22-23
61000	Salaries Regular	734,790	705,187	825,220	867,090
61010	Salaries Cash Out/Separation	0	57,089	0	0
61020	Salaries Part-Time	244,125	218,455	277,960	277,960
61040	Salaries Overtime	11,179	11,210	3,300	3,300
61100	Retirement-Employer Normal Cost	39,527	45,875	61,180	59,050
61110	Part-Time Retirement	7,817	7,696	8,970	10,420
61120	Medicare Insurance	12,810	13,055	15,740	16,350
61130	Health Insurance	115,747	101,360	158,230	154,300
61170	Retiree Health Benefits	0	536	1,510	1,590
61180	Worker Compensation Insurance	70,199	66,090	62,590	56,310
	SUBTOTAL SALARIES & BENEFITS	1,236,193	1,226,553	1,414,700	1,446,370
62000	Utilities	127,179	135,809	146,400	145,200
62010	Communications	38,095	39,738	24,200	50,400
62120	Training, Transportation, Meetings	7,520	3,000	6,000	6,000
62140	Membership, Subscription & Dues	8,088	13,104	11,300	11,300
62251	Other Agency Services	311	623	0	0
62300	Contract Services-Professional	598,505	512,168	334,700	359,850
62320	Maintenance & Repair Buildings	51,057	35,700	0	0
	SUBTOTAL CONTRACTUALS	830,756	740,142	522,600	572,750
63001	Miscellaneous Operating Expenses	122,908	141,295	103,800	179,800
63300	Gas & Diesel	1,653	1,674	500	500
63400	Animal Food & Supp	63,226	75,249	73,400	73,400
	SUBTOTAL COMMODITIES	187,787	218,217	177,700	253,700
65010	Rental City Equipment	27,276	27,290	26,230	33,290
65011	Equipment Replacement Charges	4,128	4,100	3,840	1,050
65012	Accident Repair & Replacement	420	400	390	0
65040	IT Maintenance Charge	72,285	72,290	74,850	61,350
65100	Insurance Charges	69,140	90,990	86,950	72,630
65105	Benefits Overhead	0	3,270	3,350	10,100
65210	Delivery Charges	1,167	1,170	1,170	1,170
	SUBTOTAL FIXED CHARGES	174,416	199,510	196,780	179,590
66400	Machinery & Equipment	25,129	114,368	0	0
	SUBTOTAL CAPITAL	25,129	114,368	0	0
	TOTAL	2,454,281	2,498,790	2,311,780	2,452,410

GENERAL FUND

PARKS, REC. & COMMUNITY SERVICES		ACCOUNTING UNIT			
PRCSA - RECREATION & COMM. SVC		01113230			
Account Code	LINE ITEM RESOURCES	ACTUAL FY 19-20	ACTUAL FY 20-21	ADOPTED FY 21-22	PROPOSED FY 22-23
61000	Salaries Regular	1,328,229	1,573,728	1,540,000	1,869,210
61010	Salaries Cash Out/Separation	0	1,423	0	0
61020	Salaries Part-Time	1,378,013	135,709	1,661,880	1,785,610
61040	Salaries Overtime	52,111	13,439	23,300	23,300
61100	Retirement-Employer Normal Cost	60,725	83,199	121,870	101,700
61110	Part-Time Retirement	46,238	4,889	73,320	62,920
61120	Medicare Insurance	39,564	24,539	57,190	51,090
61130	Health Insurance	229,941	253,650	443,160	410,880
61170	Retiree Health Benefits	0	606	1,760	1,470
61180	Worker Compensation Insurance	191,920	274,907	235,950	104,220
	SUBTOTAL SALARIES & BENEFITS	3,326,742	2,366,090	4,158,430	4,410,400
62010	Communications	169,588	168,544	162,700	182,400
62120	Training, Transportation, Meetings	4,791	340	8,000	8,000
62140	Membership, Subscription & Dues	7,389	11,072	23,300	23,800
62300	Contract Services-Professional	921,709	279,792	498,600	2,357,970
62302	Contracted Vendor Personnel Services	525	0	0	0
62600	Parking Validation	4,130	16,337	56,300	55,400
	SUBTOTAL CONTRACTUALS	1,108,132	476,084	748,900	2,627,570
63001	Miscellaneous Operating Expenses	176,602	337,712	178,500	350,870
63300	Gas & Diesel	22,696	14,933	48,300	48,300
	SUBTOTAL COMMODITIES	199,298	352,645	226,800	399,170
65010	Rental City Equipment	110,106	116,340	112,990	143,390
65011	Equipment Replacement Charges	23,476	17,300	18,910	10,000
65012	Accident Repair & Replacement	1,426	1,500	1,310	6,690
65040	IT Maintenance Charge	102,404	102,410	138,180	128,280
65100	Insurance Charges	271,850	324,430	327,820	134,430
65105	Benefits Overhead	0	13,630	7,150	18,700
65210	Delivery Charges	4,586	4,720	4,590	4,590
	SUBTOTAL FIXED CHARGES	513,848	580,330	610,950	446,080
66400	Machinery & Equipment	52,699	33,509	0	0
	SUBTOTAL CAPITAL	52,699	33,509	0	0
67200	Principal-Leases	5,523	5,692	7,000	7,000
67210	Interest-Leases	1,236	1,066	0	0
	SUBTOTAL DEBT SERVICE	6,759	6,759	7,000	7,000
	TOTAL	5,207,478	3,815,416	5,752,080	7,890,220

GENERAL FUND

PARKS, REC. & COMMUNITY SERVICES		ACCOUNTING UNIT			
PRCSA - PARK FACILITIES		01113250			
Account Code	LINE ITEM RESOURCES	ACTUAL FY 19-20	ACTUAL FY 20-21	ADOPTED FY 21-22	PROPOSED FY 22-23
61000	Salaries Regular	1,203,667	905,773	935,030	0
61010	Salaries Cash Out/Separation	93,020	0	191,000	0
61020	Salaries Part-Time	202,622	189,727	281,370	0
61040	Salaries Overtime	41,977	14,798	10,300	0
61100	Retirement-Employer Normal Cost	61,701	54,409	73,280	0
61110	Part-Time Retirement	7,599	7,115	10,550	0
61120	Medicare Insurance	18,783	13,184	19,220	0
61130	Health Insurance	232,263	154,010	204,960	0
61170	Retiree Health Benefits	0	637	2,940	0
61180	Worker Compensation Insurance	110,690	129,950	100,390	0
	SUBTOTAL SALARIES & BENEFITS	1,972,322	1,469,602	1,829,040	0
62000	Utilities	1,141,379	1,338,962	1,509,500	0
62010	Communications	47,860	34,069	41,200	0
62120	Training, Transportation, Meetings	1,367	4,510	8,100	0
62140	Membership, Subscription & Dues	1,526	11,077	3,800	0
62251	Other Agency Services	71,106	70,456	72,900	0
62300	Contract Services-Professional	27,019	194,747	0	0
62320	Maintenance & Repair Buildings	4,528,379	3,451,140	3,212,260	0
62322	Maintenance & Repair Machinery	0	40	0	0
62501	Operating Lease Expense	1,523	1,559	1,700	0
62600	Parking Validation	680	3,060	0	0
	SUBTOTAL CONTRACTUALS	5,820,841	5,109,619	4,849,460	0
63001	Miscellaneous Operating Expenses	54,641	79,550	0	0
63200	Operating Materials & Supplies	504,966	467,894	663,000	0
63300	Gas & Diesel	60,192	73,482	57,700	0
	SUBTOTAL COMMODITIES	619,799	620,925	720,700	0
65000	Building Rental	481,520	481,520	447,140	0
65010	Rental City Equipment	236,079	211,040	225,810	0
65011	Equipment Replacement Charges	27,250	25,900	24,030	0
65012	Accident Repair & Replacement	2,723	2,500	2,500	0
65020	City Yard Rental	107,558	107,560	107,560	0
65040	IT Maintenance Charge	78,309	78,320	132,430	0
65100	Insurance Charges	93,340	178,910	139,470	0
65105	Benefits Overhead	0	6,430	7,820	0
65210	Delivery Charges	1,570	1,570	1,570	0
	SUBTOTAL FIXED CHARGES	1,028,349	1,093,750	1,088,330	0
66200	Buildings & Building Improvements	74,070	818,006	0	0
66220	Improvements Other Than Building	740,965	133,505	0	0
66400	Machinery & Equipment	24,119	134,532	0	0
	SUBTOTAL CAPITAL	839,153	1,086,043	0	0
67003	Loan Payment-OBF	23,158	21,222	0	0
67200	Principal-Leases	0	0	48,900	0
	SUBTOTAL DEBT SERVICE	23,158	21,222	48,900	0
	TOTAL	10,303,622	9,401,162	8,536,430	0

This Accounting Unit has transitioned to Public Works Agency effective FY 22-23 new Accounting Unit number is 01117651.

**CANNABIS PUBLIC BENEFIT
DEPARTMENT RESOURCE SUMMARY**

PARKS, REC. & COMMUNITY SERVICES

ACTIVITIES		ACTUAL FY 19-20	ACTUAL FY 20-21	ADOPTED FY 21-22	PROPOSED FY 22-23
EXPENDITURES					
01213020	PRCSA YOUTH SERVICES	4,341	1,765,200	7,537,690	5,238,490
01213021	PRCSA YOUTH SERVICES-DEFENSE	0	0	100,000	0
	TOTAL EXPENDITURES	4,341	1,765,200	7,637,690	5,238,490
OPERATING EXPENSES		ACTUAL FY 19-20	ACTUAL FY 20-21	ADOPTED FY 21-22	PROPOSED FY 22-23
61000	SALARIES & BENEFITS	197	136,458	1,074,660	1,977,470
62000	CONTRACTUALS	4,145	781,763	677,700	823,590
63000	COMMODITIES	0	527,824	95,200	210,650
65000	FIXED CHARGES	0	0	64,610	38,340
66000	CAPITAL	0	300,573	5,343,520	2,142,540
69000	MISCELLANEOUS	0	18,582	382,000	45,900
	TOTAL	4,341	1,765,200	7,637,690	5,238,490

CANNABIS PUBLIC BENEFIT

PARKS, REC. & COMMUNITY SERVICES		ACCOUNTING UNIT			
PRCSA YOUTH SERVICES		01213020			
Account Code	LINE ITEM RESOURCES	ACTUAL FY 19-20	ACTUAL FY 20-21	ADOPTED FY 21-22	PROPOSED FY 22-23
61000	Salaries Regular	0	86,899	236,610	571,130
61020	Salaries Part-Time	184	29,725	685,340	444,890
61030	Salaries Participant	0	0	0	601,830
61040	Salaries Overtime	0	1,415	0	3,080
61100	Retirement-Employer Normal Cost	0	8,915	28,170	59,900
61110	Part-Time Retirement	0	839	6,950	36,950
61120	Medicare Insurance	0	1,393	6,140	22,550
61130	Health Insurance	0	7,273	86,760	230,030
61180	Worker Compensation Insurance	12	0	24,690	7,110
	SUBTOTAL SALARIES & BENEFITS	197	136,458	1,074,660	1,977,470
62010	Communications	0	137,524	0	2,040
62120	Training, Transportation, Meetings	0	0	5,000	5,000
62140	Membership, Subscription & Dues	0	48,935	0	0
62300	Contract Services-Professional	4,145	595,304	572,700	748,550
62500	Rent Payments	0	0	0	68,000
	SUBTOTAL CONTRACTUALS	4,145	781,763	577,700	823,590
63001	Miscellaneous Operating Expenses	0	527,824	93,200	210,650
63300	Gas & Diesel	0	0	2,000	0
	SUBTOTAL COMMODITIES	0	527,824	95,200	210,650
65040	IT Maintenance Charge	0	0	28,790	27,890
65100	Insurance Charges	0	0	34,300	9,170
65105	Benefits Overhead	0	0	1,520	1,280
	SUBTOTAL FIXED CHARGES	0	0	64,610	38,340
66220	Improvements Other Than Building	0	271,575	5,343,520	2,142,540
66600	Books Records Video	0	28,997	0	0
	SUBTOTAL CAPITAL	0	300,573	5,343,520	2,142,540
69135	Payment to Subagent	0	18,582	382,000	0
69143	Transportation Pass for Partic	0	0	0	45,900
	SUBTOTAL MISCELLANEOUS	0	18,582	382,000	45,900
	TOTAL	4,341	1,765,200	7,537,690	5,238,490

CANNABIS PUBLIC BENEFIT

PARKS, REC. & COMMUNITY SERVICES

ACCOUNTING UNIT

PRCSA YOUTH SERVICES-DEFENSE

01213021

Account Code	LINE ITEM RESOURCES	ACTUAL FY 19-20	ACTUAL FY 20-21	ADOPTED FY 21-22	PROPOSED FY 22-23
62300	Contract Services-Professional	0	0	100,000	0
	SUBTOTAL CONTRACTUALS	0	0	100,000	0
	TOTAL	0	0	100,000	0

**CATV FUND
DEPARTMENT RESOURCE SUMMARY**

PARKS, REC. & COMMUNITY SERVICES

ACTIVITIES	ACTUAL FY 19-20	ACTUAL FY 20-21	ADOPTED FY 21-22	PROPOSED FY 22-23
REVENUES				
50054 CATV Peg Access Support	186,701	0	0	0
58000 Earning On Investments	20,655	0	0	0
TOTAL REVENUES	207,356	0	0	0
EXPENDITURES				
02113200 CATV CAPITAL SUPPORT (PEG)	215,944	0	0	0
TOTAL EXPENDITURES	215,944	0	0	0
OPERATING EXPENSES	ACTUAL FY 19-20	ACTUAL FY 20-21	ADOPTED FY 21-22	PROPOSED FY 22-23
62000 CONTRACTUALS	1,286	0	0	0
63000 COMMODITIES	53,772	0	0	0
66000 CAPITAL	160,886	0	0	0
TOTAL	215,944	0	0	0

CATV FUND

PARKS, REC. & COMMUNITY SERVICES		ACCOUNTING UNIT			
CATV CAPITAL SUPPORT (PEG)		02113002			
Account Code	LINE ITEM RESOURCES	ACTUAL FY 19-20	ACTUAL FY 20-21	ADOPTED FY 21-22	PROPOSED FY 22-23
50054	CATV Peg Access Support	186,701	0	0	0
58000	Earning On Investments	20,655	0	0	0
	SUBTOTAL REVENUES	207,356	0	0	0
	TOTAL	207,356	0	0	0

CATV FUND

PARKS, REC. & COMMUNITY SERVICES		ACCOUNTING UNIT			
CATV CAPITAL SUPPORT (PEG)		02113200			
Account Code	LINE ITEM RESOURCES	ACTUAL FY 19-20	ACTUAL FY 20-21	ADOPTED FY 21-22	PROPOSED FY 22-23
62010	Communications	126	0	0	0
62300	Contract Services-Professional	1,160	0	0	0
	SUBTOTAL CONTRACTUALS	1,286	0	0	0
63001	Miscellaneous Operating Expenses	53,772	0	0	0
	SUBTOTAL COMMODITIES	53,772	0	0	0
66200	Buildings & Building Improvements	156,215	0	0	0
66400	Machinery & Equipment	4,671	0	0	0
	SUBTOTAL CAPITAL	160,886	0	0	0
	TOTAL	215,944	0	0	0

**PRCSA FEE & DONATION
DEPARTMENT RESOURCE SUMMARY**

PARKS, REC. & COMMUNITY SERVICES

ACTIVITIES		ACTUAL FY 19-20	ACTUAL FY 20-21	ADOPTED FY 21-22	PROPOSED FY 22-23
REVENUES					
57010	Miscellaneous Recoveries	14,350	15	0	0
57081	Gifts & Donations	3,190	2,000	0	0
58000	Earning On Investments	10,470	4,028	0	0
	TOTAL REVENUES	28,010	6,043	0	0
EXPENDITURES					
02213200	PRCSA FEE & DONATION	83,856	22,333	410,800	0
	TOTAL EXPENDITURES	83,856	22,333	410,800	0
OPERATING EXPENSES		ACTUAL FY 19-20	ACTUAL FY 20-21	ADOPTED FY 21-22	PROPOSED FY 22-23
62000	CONTRACTUALS	3,000	0	261,800	0
63000	COMMODITIES	1,312	8,832	149,000	0
66000	CAPITAL	79,544	13,501	0	0
	TOTAL	83,856	22,333	410,800	0

PRCSA FEE & DONATION

PARKS, REC. & COMMUNITY SERVICES		ACCOUNTING UNIT			
PRCSA FEE & DONATION		02213002			
Account Code	LINE ITEM RESOURCES	ACTUAL FY 19-20	ACTUAL FY 20-21	ADOPTED FY 21-22	PROPOSED FY 22-23
57010	Miscellaneous Recoveries	14,350	15	0	0
57081	Gifts & Donations	3,190	2,000	0	0
58000	Earning On Investments	10,470	4,028	0	0
	SUBTOTAL REVENUES	28,010	6,043	0	0
	TOTAL	28,010	6,043	0	0

PRCSA FEE & DONATION

PARKS, REC. & COMMUNITY SERVICES		ACCOUNTING UNIT			
PRCSA FEE & DONATION		02213200			
Account Code	LINE ITEM RESOURCES	ACTUAL FY 19-20	ACTUAL FY 20-21	ADOPTED FY 21-22	PROPOSED FY 22-23
62300	Contract Services-Professional	3,000	0	261,800	0
	SUBTOTAL CONTRACTUALS	3,000	0	261,800	0
63001	Miscellaneous Operating Expenses	1,312	7,302	149,000	0
63200	Operating Materials & Supplies	0	1,530	0	0
	SUBTOTAL COMMODITIES	1,312	8,832	149,000	0
66220	Improvements Other Than Building	79,544	13,501	0	0
	SUBTOTAL CAPITAL	79,544	13,501	0	0
	TOTAL	83,856	22,333	410,800	0

**CAPITAL OUTLAY FUND
DEPARTMENT RESOURCE SUMMARY**

PARKS, REC. & COMMUNITY SERVICES

ACTIVITIES		ACTUAL FY 19-20	ACTUAL FY 20-21	ADOPTED FY 21-22	PROPOSED FY 22-23
REVENUES					
53332	Baseball Surcharge	6,273	1,793	0	0
57363	Cell Tower Lease Agreement	615,660	653,036	600,000	600,000
58000	Earning On Investments	0	32,690	0	0
	TOTAL REVENUES	621,932	687,519	600,000	600,000
EXPENDITURES					
05113263	PARK IMPROVEMENTS	681,545	638,396	2,588,400	832,000
	TOTAL EXPENDITURES	681,545	638,396	2,588,400	832,000
OPERATING EXPENSES		ACTUAL FY 19-20	ACTUAL FY 20-21	ADOPTED FY 21-22	PROPOSED FY 22-23
61000	SALARIES & BENEFITS	246	0	0	0
62000	CONTRACTUALS	60,160	0	170,200	416,000
63000	COMMODITIES	0	41,509	900,000	416,000
65000	FIXED CHARGES	34,328	14,542	0	0
66000	CAPITAL	586,811	582,345	1,518,200	0
	TOTAL	681,545	638,396	2,588,400	832,000

CAPITAL OUTLAY FUND

PARKS, REC. & COMMUNITY SERVICES		ACCOUNTING UNIT			
MISCELLENOUS REVENUE		05113002			
Account Code	LINE ITEM RESOURCES	ACTUAL FY 19-20	ACTUAL FY 20-21	ADOPTED FY 21-22	PROPOSED FY 22-23
53332	Baseball Surcharge	6,273	1,793	0	0
57363	Cell Tower Lease Agreement	615,660	653,036	600,000	600,000
58000	Earning On Investments	0	32,690	0	0
	SUBTOTAL REVENUES	621,932	687,519	600,000	600,000
	TOTAL	621,932	687,519	600,000	600,000

CAPITAL OUTLAY FUND

PARKS, REC. & COMMUNITY SERVICES		ACCOUNTING UNIT			
PARK IMPROVEMENTS		05113263			
Account Code	LINE ITEM RESOURCES	ACTUAL FY 19-20	ACTUAL FY 20-21	ADOPTED FY 21-22	PROPOSED FY 22-23
61000	Salaries Regular	176	0	0	0
61100	Retirement-Employer Normal Cost	5	0	0	0
61101	Retirement - Employer Unfunded	32	0	0	0
61120	Medicare Insurance	3	0	0	0
61130	Health Insurance	19	0	0	0
61180	Worker Compensation Insurance	12	0	0	0
	SUBTOTAL SALARIES & BENEFITS	246	0	0	0
62300	Contract Services-Professional	22,125	0	170,200	0
62320	Maintenance & Repair Buildings	38,035	0	0	416,000
	SUBTOTAL CONTRACTUALS	60,160	0	170,200	416,000
63200	Operating Materials & Supplies	0	41,509	900,000	416,000
	SUBTOTAL COMMODITIES	0	41,509	900,000	416,000
65205	Internal Departments Personnel	34,328	14,542	0	0
	SUBTOTAL FIXED CHARGES	34,328	14,542	0	0
66200	Buildings & Building Improvements	0	157,980	0	0
66220	Improvements Other Than Building	586,811	424,365	1,518,200	0
	SUBTOTAL CAPITAL	586,811	582,345	1,518,200	0
	TOTAL	681,545	638,396	2,588,400	832,000

**STRATEGIC PLAN PROJECTS
DEPARTMENT RESOURCE SUMMARY**

PARKS, REC. & COMMUNITY SERVICES

ACTIVITIES		ACTUAL FY 19-20	ACTUAL FY 20-21	ADOPTED FY 21-22	PROPOSED FY 22-23
EXPENDITURES					
05213018	PRCA STRATEGIC PLAN PROJ	734,648	0	0	0
	TOTAL EXPENDITURES	734,648	0	0	0
OPERATING EXPENSES		ACTUAL FY 19-20	ACTUAL FY 20-21	ADOPTED FY 21-22	PROPOSED FY 22-23
61000	SALARIES & BENEFITS	614,386	0	0	0
62000	CONTRACTUALS	103,579	0	0	0
63000	COMMODITIES	16,682	0	0	0
	TOTAL	734,648	0	0	0

STRATEGIC PLAN PROJECTS

PARKS, REC. & COMMUNITY SERVICES		ACCOUNTING UNIT			
PRCA STRATEGIC PLAN PROJ		05213018			
Account Code	LINE ITEM RESOURCES	ACTUAL FY 19-20	ACTUAL FY 20-21	ADOPTED FY 21-22	PROPOSED FY 22-23
61000	Salaries Regular	205,471	0	0	0
61020	Salaries Part-Time	297,281	0	0	0
61040	Salaries Overtime	6,114	0	0	0
61100	Retirement-Employer Normal Cost	19,700	0	0	0
61110	Part-Time Retirement	10,819	0	0	0
61120	Medicare Insurance	7,282	0	0	0
61130	Health Insurance	33,157	0	0	0
61180	Worker Compensation Insurance	34,563	0	0	0
	SUBTOTAL SALARIES & BENEFITS	614,386	0	0	0
62140	Membership, Subscription & Dues	24,000	0	0	0
62300	Contract Services-Professional	79,579	0	0	0
	SUBTOTAL CONTRACTUALS	103,579	0	0	0
63001	Miscellaneous Operating Expenses	16,682	0	0	0
	SUBTOTAL COMMODITIES	16,682	0	0	0
	TOTAL	734,648	0	0	0

**CIVIC CENTER MAINTENANCE
DEPARTMENT RESOURCE SUMMARY**

PARKS, REC. & COMMUNITY SERVICES

ACTIVITIES		ACTUAL FY 19-20	ACTUAL FY 20-21	ADOPTED FY 21-22	PROPOSED FY 22-23
REVENUES					
53322	Civic Center Project Charges	1,321,421	1,751,313	0	0
53323	Civic Center Maintenance Charges	1,877,312	1,514,215	2,137,270	0
53324	Civic Center Police Security	2,576,607	1,307,336	2,000,000	0
59000-011	Transfer From Fund 011	1,179,400	600,000	743,500	0
	TOTAL REVENUES	6,954,740	5,172,864	4,880,770	0
EXPENDITURES					
07413015	NON-DEPARTMENT CIVIC CENTER	1,179,402	600,000	743,500	0
07413250	CIVIC CTR-REGULAR MAINTENANCE	1,385,636	1,736,425	2,130,270	0
07413260	CIVIC CTR-CAPITAL PROJECT	1,576,752	1,111,544	0	0
	TOTAL EXPENDITURES	4,141,790	3,447,968	2,873,770	0
OPERATING EXPENSES		ACTUAL FY 19-20	ACTUAL FY 20-21	ADOPTED FY 21-22	PROPOSED FY 22-23
61000	SALARIES & BENEFITS	289,205	198,719	424,180	0
62000	CONTRACTUALS	960,786	1,416,377	1,489,800	0
63000	COMMODITIES	40,627	44,171	85,090	0
65000	FIXED CHARGES	213,127	137,133	131,200	0
66000	CAPITAL	1,454,066	1,037,839	0	0
67000	DEBT SERVICE	4,576	13,729	0	0
69000	MISCELLANEOUS	1,179,402	600,000	743,500	0
	TOTAL	4,141,790	3,447,968	2,873,770	0

CIVIC CENTER MAINTENANCE

PARKS, REC. & COMMUNITY SERVICES		ACCOUNTING UNIT			
NON-DEPARTMENT CIVIC CENTER		07413002			
Account Code	LINE ITEM RESOURCES	ACTUAL FY 19-20	ACTUAL FY 20-21	ADOPTED FY 21-22	PROPOSED FY 22-23
53322	Civic Center Project Charges	1,321,421	1,751,313	0	0
53323	Civic Center Maintenance Charges	1,877,312	1,514,215	2,137,270	0
53324	Civic Center Police Security	2,576,607	1,307,336	2,000,000	0
59000	Transfer From Fund 011	1,179,400	600,000	743,500	0
	SUBTOTAL REVENUES	6,954,740	5,172,864	4,880,770	0
	TOTAL	6,954,740	5,172,864	4,880,770	0

This Accounting Unit has transitioned to Public Works Agency effective FY 22-23 new Accounting Unit number is 07417002.

CIVIC CENTER MAINTENANCE

PARKS, REC. & COMMUNITY SERVICES		ACCOUNTING UNIT			
NON-DEPARTMENT CIVIC CENTER		07413015			
Account Code	LINE ITEM RESOURCES	ACTUAL FY 19-20	ACTUAL FY 20-21	ADOPTED FY 21-22	PROPOSED FY 22-23
69135	Payment to Subagent	1,179,402	600,000	743,500	0
	SUBTOTAL MISCELLANEOUS	1,179,402	600,000	743,500	0
	TOTAL	1,179,402	600,000	743,500	0

This Accounting Unit has transitioned to Public Works Agency effective FY 22-23 new Accounting Unit number is 07417656.

CIVIC CENTER MAINTENANCE

PARKS, REC. & COMMUNITY SERVICES		ACCOUNTING UNIT			
CIVIC CTR-REGULAR MAINTENANCE		07413250			
Account Code	LINE ITEM RESOURCES	ACTUAL FY 19-20	ACTUAL FY 20-21	ADOPTED FY 21-22	PROPOSED FY 22-23
61000	Salaries Regular	142,908	75,526	233,320	0
61020	Salaries Part-Time	719	0	19,190	0
61040	Salaries Overtime	23,860	24,133	0	0
61100	Retirement-Employer Normal Cost	9,328	8,564	27,770	0
61101	Retirement - Employer Unfunded	56,409	0	0	0
61102	Retirement- Employer Unfunded- Miscellaneous	0	43,328	34,320	0
61110	Part-Time Retirement	27	0	720	0
61120	Medicare Insurance	2,289	1,245	3,660	0
61130	Health Insurance	42,401	29,712	90,360	0
61180	Worker Compensation Insurance	11,263	16,210	14,840	0
	SUBTOTAL SALARIES & BENEFITS	289,205	198,719	424,180	0
62000	Utilities	256,836	290,239	300,000	0
62010	Communications	2,040	1,377	5,700	0
62300	Contract Services-Professional	35	73,480	0	0
62320	Maintenance & Repair Buildings	701,705	1,050,261	1,184,100	0
62600	Parking Validation	170	1,020	0	0
	SUBTOTAL CONTRACTUALS	960,786	1,416,377	1,489,800	0
63001	Miscellaneous Operating Expenses	111	78	0	0
63200	Operating Materials & Supplies	35,835	40,347	79,090	0
63300	Gas & Diesel	4,682	3,746	6,000	0
	SUBTOTAL COMMODITIES	40,627	44,171	85,090	0
65010	Rental City Equipment	25,572	19,200	24,590	0
65012	Accident Repair & Replacement	504	420	330	0
65040	IT Maintenance Charge	0	0	23,030	0
65100	Insurance Charges	38,890	22,320	20,610	0
65105	Benefits Overhead	0	800	1,330	0
65400	Indirect Costs	25,475	20,689	61,310	0
	SUBTOTAL FIXED CHARGES	90,441	63,429	131,200	0
67003	Loan Payment-OBF	4,576	13,729	0	0
	SUBTOTAL DEBT SERVICE	4,576	13,729	0	0
	TOTAL	1,385,636	1,736,425	2,130,270	0

This Accounting Unit has transitioned to Public Works Agency effective FY 22-23 new Accounting Unit number is 07417655.

CIVIC CENTER MAINTENANCE

PARKS, REC. & COMMUNITY SERVICES

ACCOUNTING UNIT

CIVIC CTR-CAPITAL PROJECT

07413260

Account Code	LINE ITEM RESOURCES	ACTUAL FY 19-20	ACTUAL FY 20-21	ADOPTED FY 21-22	PROPOSED FY 22-23
65205	Internal Departments Personnel	122,686	73,704	0	0
	SUBTOTAL FIXED CHARGES	122,686	73,704	0	0
66220	Improvements Other Than Building	1,454,066	1,037,839	0	0
	SUBTOTAL CAPITAL	1,454,066	1,037,839	0	0
	TOTAL	1,576,752	1,111,544	0	0

**REC/COM SVS ST URBAN OPEN SPAC
DEPARTMENT RESOURCE SUMMARY**

PARKS, REC. & COMMUNITY SERVICES

ACTIVITIES	ACTUAL FY 19-20	ACTUAL FY 20-21	ADOPTED FY 21-22	PROPOSED FY 22-23
REVENUES				
52025 State Grants-Direct	0	485,449	0	0
TOTAL REVENUES	0	485,449	0	0
EXPENDITURES				
16113262 STATE RESOURCES AGENCY GRANT	462,734	2,346	0	0
16113263 SANTA ANA RIVER CONSERVANCY PROGRAM	0	504,180	0	0
16113264 2018 Parks Bond Act-SPD&CR	0	14,023	0	0
TOTAL EXPENDITURES	462,734	520,550	0	0
OPERATING EXPENSES	ACTUAL FY 19-20	ACTUAL FY 20-21	ADOPTED FY 21-22	PROPOSED FY 22-23
66000 CAPITAL	462,734	520,550	0	0
TOTAL	462,734	520,550	0	0

REC/COM SVS ST URBAN OPEN SPAC

PARKS, REC. & COMMUNITY SERVICES		ACCOUNTING UNIT			
2018 Parks Bond Act-SPD&CR		16113264			
Account Code	LINE ITEM RESOURCES	ACTUAL FY 19-20	ACTUAL FY 20-21	ADOPTED FY 21-22	PROPOSED FY 22-23
66220	Improvements Other Than Building	0	14,023	0	0
	SUBTOTAL CAPITAL	0	14,023	0	0
	TOTAL	0	14,023	0	0

REC/COM SVS ST URBAN OPEN SPAC

PARKS, REC. & COMMUNITY SERVICES		ACCOUNTING UNIT			
PARKS/REC CAPITAL GRANTS		16113002			
Account Code	LINE ITEM RESOURCES	ACTUAL FY 19-20	ACTUAL FY 20-21	ADOPTED FY 21-22	PROPOSED FY 22-23
52025	State Grants-Direct	0	485,449	0	0
	SUBTOTAL REVENUES	0	485,449	0	0
	TOTAL	0	485,449	0	0

REC/COM SVS ST URBAN OPEN SPAC

PARKS, REC. & COMMUNITY SERVICES		ACCOUNTING UNIT			
STATE RESOURCES AGENCY GRANT		16113262			
Account Code	LINE ITEM RESOURCES	ACTUAL FY 19-20	ACTUAL FY 20-21	ADOPTED FY 21-22	PROPOSED FY 22-23
66220	Improvements Other Than Building	462,734	2,346	0	0
	SUBTOTAL CAPITAL	462,734	2,346	0	0
	TOTAL	462,734	2,346	0	0

REC/COM SVS ST URBAN OPEN SPAC

PARKS, REC. & COMMUNITY SERVICES

ACCOUNTING UNIT

SANTA ANA RIVER CONSERVANCY PROGRAM

16113263

Account Code	LINE ITEM RESOURCES	ACTUAL FY 19-20	ACTUAL FY 20-21	ADOPTED FY 21-22	PROPOSED FY 22-23
66220	Improvements Other Than Building	0	504,180	0	0
	SUBTOTAL CAPITAL	0	504,180	0	0
	TOTAL	0	504,180	0	0

**RECREATION GRANTS FUND
DEPARTMENT RESOURCE SUMMARY**

PARKS, REC. & COMMUNITY SERVICES

ACTIVITIES		ACTUAL FY 19-20	ACTUAL FY 20-21	ADOPTED FY 21-22	PROPOSED FY 22-23
REVENUES					
52040	Grant-Other	275,690	219,329	301,450	300,640
58000	Earning On Investments	682	1,302	0	0
	TOTAL REVENUES	276,372	220,630	301,450	300,640
EXPENDITURES					
16913202	OCTA SR MOBILITY PROGRAM	143,063	48,698	301,580	300,640
16913265	PRCSA Health Grant (NRPA)	9,594	0	0	0
	TOTAL EXPENDITURES	152,658	48,698	301,580	300,640
OPERATING EXPENSES		ACTUAL FY 19-20	ACTUAL FY 20-21	ADOPTED FY 21-22	PROPOSED FY 22-23
61000	SALARIES & BENEFITS	84,032	5,161	196,950	189,500
62000	CONTRACTUALS	2,533	32	10,000	10,000
63000	COMMODITIES	13,530	263	0	11,130
65000	FIXED CHARGES	52,563	43,242	94,630	90,010
	TOTAL	152,658	48,698	301,580	300,640

RECREATION GRANTS FUND

PARKS, REC. & COMMUNITY SERVICES

ACCOUNTING UNIT

RECREATION GRANTS REVENUE

16913002

Account Code	LINE ITEM RESOURCES	ACTUAL FY 19-20	ACTUAL FY 20-21	ADOPTED FY 21-22	PROPOSED FY 22-23
52040	Grant-Other	275,690	219,329	301,450	300,640
58000	Earning On Investments	682	1,302	0	0
	SUBTOTAL REVENUES	276,372	220,630	301,450	300,640
	TOTAL	276,372	220,630	301,450	300,640

RECREATION GRANTS FUND

PARKS, REC. & COMMUNITY SERVICES

ACCOUNTING UNIT

OCTA SR MOBILITY PROGRAM

16913202

Account Code	LINE ITEM RESOURCES	ACTUAL FY 19-20	ACTUAL FY 20-21	ADOPTED FY 21-22	PROPOSED FY 22-23
61020	Salaries Part-Time	75,025	4,200	179,880	179,880
61110	Part-Time Retirement	2,813	157	6,750	6,750
61120	Medicare Insurance	1,090	61	2,610	2,610
61180	Worker Compensation Insurance	5,104	743	7,710	260
	SUBTOTAL SALARIES & BENEFITS	84,032	5,161	196,950	189,500
62300	Contract Services-Professional	2,533	32	10,000	10,000
	SUBTOTAL CONTRACTUALS	2,533	32	10,000	10,000
63300	Gas & Diesel	3,935	263	0	11,130
	SUBTOTAL COMMODITIES	3,935	263	0	11,130
65010	Rental City Equipment	20,700	19,870	19,110	24,250
65011	Equipment Replacement Charges	23,536	22,300	20,760	5,680
65012	Accident Repair & Replacement	196	200	220	270
65100	Insurance Charges	8,000	0	10,710	330
65105	Benefits Overhead	0	0	30	50
65210	Delivery Charges	131	0	130	0
65400	Indirect Costs	0	872	43,670	59,430
	SUBTOTAL FIXED CHARGES	52,563	43,242	94,630	90,010
	TOTAL	143,063	48,698	301,580	300,640

RECREATION GRANTS FUND

PARKS, REC. & COMMUNITY SERVICES

ACCOUNTING UNIT

PRCSA Health Grant (NRPA)

16913265

Account Code	LINE ITEM RESOURCES	ACTUAL FY 19-20	ACTUAL FY 20-21	ADOPTED FY 21-22	PROPOSED FY 22-23
63001	Miscellaneous Operating Expenses	9,594	0	0	0
	SUBTOTAL COMMODITIES	9,594	0	0	0
	TOTAL	9,594	0	0	0

**NATL RECREATION TRAILS FND ACT
DEPARTMENT RESOURCE SUMMARY**

PARKS, REC. & COMMUNITY SERVICES

ACTIVITIES		ACTUAL FY 19-20	ACTUAL FY 20-21	ADOPTED FY 21-22	PROPOSED FY 22-23
REVENUES					
58000	Earning On Investments	314	144	0	0
	TOTAL REVENUES	314	144	0	0

NATL RECREATION TRAILS FND ACT

PARKS, REC. & COMMUNITY SERVICES		ACCOUNTING UNIT			
NATL RECREATION TRAILS FND ACT		17213002			
Account Code	LINE ITEM RESOURCES	ACTUAL FY 19-20	ACTUAL FY 20-21	ADOPTED FY 21-22	PROPOSED FY 22-23
58000	Earning On Investments	314	144	0	0
	SUBTOTAL REVENUES	314	144	0	0
	TOTAL	314	144	0	0

**CARES ACT
DEPARTMENT RESOURCE SUMMARY**

PARKS, REC. & COMMUNITY SERVICES

ACTIVITIES		ACTUAL FY 19-20	ACTUAL FY 20-21	ADOPTED FY 21-22	PROPOSED FY 22-23
EXPENDITURES					
17413200	CARES ACT-COUNTY PRCSA	0	815,724	0	0
	TOTAL EXPENDITURES	0	815,724	0	0
OPERATING EXPENSES		ACTUAL FY 19-20	ACTUAL FY 20-21	ADOPTED FY 21-22	PROPOSED FY 22-23
62000	CONTRACTUALS	0	815,724	0	0
	TOTAL	0	815,724	0	0

CARES ACT

PARKS, REC. & COMMUNITY SERVICES

ACCOUNTING UNIT

CARES ACT-COUNTY PRCSA

17413200

Account Code	LINE ITEM RESOURCES	ACTUAL FY 19-20	ACTUAL FY 20-21	ADOPTED FY 21-22	PROPOSED FY 22-23
62300	Contract Services-Professional	0	815,724	0	0
	SUBTOTAL CONTRACTUALS	0	815,724	0	0
	TOTAL	0	815,724	0	0

**CARES ACT-STATE
DEPARTMENT RESOURCE SUMMARY**

PARKS, REC. & COMMUNITY SERVICES

ACTIVITIES		ACTUAL FY 19-20	ACTUAL FY 20-21	ADOPTED FY 21-22	PROPOSED FY 22-23
EXPENDITURES					
17613200	CARES ACT-STATE PRCSA	0	306,596	0	0
	TOTAL EXPENDITURES	0	306,596	0	0
OPERATING EXPENSES		ACTUAL FY 19-20	ACTUAL FY 20-21	ADOPTED FY 21-22	PROPOSED FY 22-23
62000	CONTRACTUALS	0	306,596	0	0
	TOTAL	0	306,596	0	0

CARES ACT-STATE

PARKS, REC. & COMMUNITY SERVICES		ACCOUNTING UNIT			
CARES ACT-STATE PRCSA		17613200			
Account Code	LINE ITEM RESOURCES	ACTUAL FY 19-20	ACTUAL FY 20-21	ADOPTED FY 21-22	PROPOSED FY 22-23
62300	Contract Services-Professional	0	306,596	0	0
	SUBTOTAL CONTRACTUALS	0	306,596	0	0
	TOTAL	0	306,596	0	0

**REC/COMM SVS
DEPARTMENT RESOURCE SUMMARY**

PARKS, REC. & COMMUNITY SERVICES

ACTIVITIES	ACTUAL FY 19-20	ACTUAL FY 20-21	ADOPTED FY 21-22	PROPOSED FY 22-23
REVENUES				
57304 Rancho Santiago Reimbursement/PR	30,781	6,389	0	0
58000 Earning On Investments	36	42	0	0
TOTAL REVENUES	30,818	6,431	0	0
EXPENDITURES				
30113260 REC/COMM SVS ACQ & DEV	40,445	2,275	0	0
TOTAL EXPENDITURES	40,445	2,275	0	0
OPERATING EXPENSES	ACTUAL FY 19-20	ACTUAL FY 20-21	ADOPTED FY 21-22	PROPOSED FY 22-23
62000 CONTRACTUALS	40,445	2,275	0	0
TOTAL	40,445	2,275	0	0

REC/COMM SVS

PARKS, REC. & COMMUNITY SERVICES		ACCOUNTING UNIT			
REC/COMM SVS ACQ & DEV		30113002			
Account Code	LINE ITEM RESOURCES	ACTUAL FY 19-20	ACTUAL FY 20-21	ADOPTED FY 21-22	PROPOSED FY 22-23
57304	Rancho Santiago Reimbursement/PR	30,781	6,389	0	0
58000	Earning On Investments	36	42	0	0
	SUBTOTAL REVENUES	30,818	6,431	0	0
	TOTAL	30,818	6,431	0	0

REC/COMM SVS

PARKS, REC. & COMMUNITY SERVICES		ACCOUNTING UNIT			
REC/COMM SVS ACQ & DEV		30113260			
Account Code	LINE ITEM RESOURCES	ACTUAL FY 19-20	ACTUAL FY 20-21	ADOPTED FY 21-22	PROPOSED FY 22-23
62300	Contract Services-Professional	40,445	2,275	0	0
	SUBTOTAL CONTRACTUALS	40,445	2,275	0	0
	TOTAL	40,445	2,275	0	0

**RESIDENTIAL DEVELOP DISTRICT 1
DEPARTMENT RESOURCE SUMMARY**

PARKS, REC. & COMMUNITY SERVICES

ACTIVITIES		ACTUAL FY 19-20	ACTUAL FY 20-21	ADOPTED FY 21-22	PROPOSED FY 22-23
REVENUES					
53300	District Park A & D Fees	57,793	451,702	0	0
58000	Earning On Investments	57,351	24,958	0	0
	TOTAL REVENUES	115,145	476,660	0	0
EXPENDITURES					
31113260	RESIDENTIAL DEVELOP DISTRICT 1	368,034	81,761	0	0
	TOTAL EXPENDITURES	368,034	81,761	0	0
OPERATING EXPENSES		ACTUAL FY 19-20	ACTUAL FY 20-21	ADOPTED FY 21-22	PROPOSED FY 22-23
66000	CAPITAL	368,034	81,761	0	0
	TOTAL	368,034	81,761	0	0

RESIDENTIAL DEVELOP DISTRICT 1

PARKS, REC. & COMMUNITY SERVICES		ACCOUNTING UNIT			
MISCELLANEOUS REVENUE		31113002			
Account Code	LINE ITEM RESOURCES	ACTUAL FY 19-20	ACTUAL FY 20-21	ADOPTED FY 21-22	PROPOSED FY 22-23
53300	District Park A & D Fees	57,793	451,702	0	0
58000	Earning On Investments	57,351	24,958	0	0
	SUBTOTAL REVENUES	115,145	476,660	0	0
	TOTAL	115,145	476,660	0	0

RESIDENTIAL DEVELOP DISTRICT 1

PARKS, REC. & COMMUNITY SERVICES

ACCOUNTING UNIT

RESIDENTIAL DEVELOP DISTRICT 1

31113260

Account Code	LINE ITEM RESOURCES	ACTUAL FY 19-20	ACTUAL FY 20-21	ADOPTED FY 21-22	PROPOSED FY 22-23
66220	Improvements Other Than Building	368,034	81,761	0	0
	SUBTOTAL CAPITAL	368,034	81,761	0	0
	TOTAL	368,034	81,761	0	0

**RESIDENTIAL DEVELOP DISTRICT 2
DEPARTMENT RESOURCE SUMMARY**

PARKS, REC. & COMMUNITY SERVICES

ACTIVITIES		ACTUAL FY 19-20	ACTUAL FY 20-21	ADOPTED FY 21-22	PROPOSED FY 22-23
REVENUES					
53300	District Park A & D Fees	876,298	529,089	0	0
58000	Earning On Investments	68,742	30,773	0	0
	TOTAL REVENUES	945,040	559,862	0	0
EXPENDITURES					
31213260	A & D	661,630	665,642	964,000	0
31213261	A & D IN LIEU	96,522	11,670	54,000	0
	TOTAL EXPENDITURES	758,152	677,312	1,018,000	0
OPERATING EXPENSES		ACTUAL FY 19-20	ACTUAL FY 20-21	ADOPTED FY 21-22	PROPOSED FY 22-23
66000	CAPITAL	758,152	677,312	1,018,000	0
	TOTAL	758,152	677,312	1,018,000	0

RESIDENTIAL DEVELOP DISTRICT 2

PARKS, REC. & COMMUNITY SERVICES		ACCOUNTING UNIT			
A & D		31213002			
Account Code	LINE ITEM RESOURCES	ACTUAL FY 19-20	ACTUAL FY 20-21	ADOPTED FY 21-22	PROPOSED FY 22-23
53300	District Park A & D Fees	876,298	529,089	0	0
58000	Earning On Investments	68,742	30,773	0	0
	SUBTOTAL REVENUES	945,040	559,862	0	0
	TOTAL	945,040	559,862	0	0

RESIDENTIAL DEVELOP DISTRICT 2

PARKS, REC. & COMMUNITY SERVICES		ACCOUNTING UNIT			
A & D		31213260			
Account Code	LINE ITEM RESOURCES	ACTUAL FY 19-20	ACTUAL FY 20-21	ADOPTED FY 21-22	PROPOSED FY 22-23
66200	Buildings & Building Improvements	0	189,937	0	0
66220	Improvements Other Than Building	661,630	475,705	964,000	0
	SUBTOTAL CAPITAL	661,630	665,642	964,000	0
	TOTAL	661,630	665,642	964,000	0

RESIDENTIAL DEVELOP DISTRICT 2

PARKS, REC. & COMMUNITY SERVICES		ACCOUNTING UNIT			
A & D IN LIEU		31213261			
Account Code	LINE ITEM RESOURCES	ACTUAL FY 19-20	ACTUAL FY 20-21	ADOPTED FY 21-22	PROPOSED FY 22-23
66220	Improvements Other Than Building	96,522	11,670	54,000	0
	SUBTOTAL CAPITAL	96,522	11,670	54,000	0
	TOTAL	96,522	11,670	54,000	0

**RESIDENTIAL DEVELOP DISTRICT 3
DEPARTMENT RESOURCE SUMMARY**

PARKS, REC. & COMMUNITY SERVICES

ACTIVITIES	ACTUAL FY 19-20	ACTUAL FY 20-21	ADOPTED FY 21-22	PROPOSED FY 22-23
REVENUES				
53300 District Park A & D Fees	84,568	3,557,383	0	0
58000 Earning On Investments	141,706	84,568	70,000	0
TOTAL REVENUES	226,273	3,641,951	70,000	0
EXPENDITURES				
31313260 A & D	0	63,644	70,000	0
31313261 A & D IN LIEU	76,501	0	0	0
TOTAL EXPENDITURES	76,501	63,644	70,000	0
OPERATING EXPENSES	ACTUAL FY 19-20	ACTUAL FY 20-21	ADOPTED FY 21-22	PROPOSED FY 22-23
65000 FIXED CHARGES	0	4,897	0	0
66000 CAPITAL	76,501	58,747	0	0
69000 MISCELLANEOUS	0	0	70,000	0
TOTAL	76,501	63,644	70,000	0

RESIDENTIAL DEVELOP DISTRICT 3

PARKS, REC. & COMMUNITY SERVICES		ACCOUNTING UNIT			
A & D		31313002			
Account Code	LINE ITEM RESOURCES	ACTUAL FY 19-20	ACTUAL FY 20-21	ADOPTED FY 21-22	PROPOSED FY 22-23
53300	District Park A & D Fees	84,568	3,557,383	0	0
58000	Earning On Investments	141,706	84,568	70,000	0
	SUBTOTAL REVENUES	226,273	3,641,951	70,000	0
	TOTAL	226,273	3,641,951	70,000	0

RESIDENTIAL DEVELOP DISTRICT 3

PARKS, REC. & COMMUNITY SERVICES		ACCOUNTING UNIT			
A & D		31313260			
Account Code	LINE ITEM RESOURCES	ACTUAL FY 19-20	ACTUAL FY 20-21	ADOPTED FY 21-22	PROPOSED FY 22-23
65205	Internal Departments Personnel	0	4,897	0	0
	SUBTOTAL FIXED CHARGES	0	4,897	0	0
66220	Improvements Other Than Building	0	58,747	0	0
	SUBTOTAL CAPITAL	0	58,747	0	0
69011	Reserve Appropriation	0	0	70,000	0
	SUBTOTAL MISCELLANEOUS	0	0	70,000	0
	TOTAL	0	63,644	70,000	0

RESIDENTIAL DEVELOP DISTRICT 3

PARKS, REC. & COMMUNITY SERVICES		ACCOUNTING UNIT			
A & D IN LIEU		31313261			
Account Code	LINE ITEM RESOURCES	ACTUAL FY 19-20	ACTUAL FY 20-21	ADOPTED FY 21-22	PROPOSED FY 22-23
66220	Improvements Other Than Building	76,501	0	0	0
	SUBTOTAL CAPITAL	76,501	0	0	0
	TOTAL	76,501	0	0	0

**RESIDENTIAL DEVELOP DISTRICT 4
DEPARTMENT RESOURCE SUMMARY**

PARKS, REC. & COMMUNITY SERVICES

ACTIVITIES		ACTUAL FY 19-20	ACTUAL FY 20-21	ADOPTED FY 21-22	PROPOSED FY 22-23
REVENUES					
53300	District Park A & D Fees	131,246	46,052	0	0
58000	Earning On Investments	21,700	5,751	0	0
	TOTAL REVENUES	152,946	51,803	0	0
EXPENDITURES					
31413260	A & D	593,465	358,649	0	0
	TOTAL EXPENDITURES	593,465	358,649	0	0
OPERATING EXPENSES		ACTUAL FY 19-20	ACTUAL FY 20-21	ADOPTED FY 21-22	PROPOSED FY 22-23
62000	CONTRACTUALS	27,949	0	0	0
66000	CAPITAL	565,516	358,649	0	0
	TOTAL	593,465	358,649	0	0

RESIDENTIAL DEVELOP DISTRICT 4

PARKS, REC. & COMMUNITY SERVICES		ACCOUNTING UNIT			
A & D		31413002			
Account Code	LINE ITEM RESOURCES	ACTUAL FY 19-20	ACTUAL FY 20-21	ADOPTED FY 21-22	PROPOSED FY 22-23
53300	District Park A & D Fees	131,246	46,052	0	0
58000	Earning On Investments	21,700	5,751	0	0
	SUBTOTAL REVENUES	152,946	51,803	0	0
	TOTAL	152,946	51,803	0	0

RESIDENTIAL DEVELOP DISTRICT 4

PARKS, REC. & COMMUNITY SERVICES		ACCOUNTING UNIT			
A & D		31413260			
Account Code	LINE ITEM RESOURCES	ACTUAL FY 19-20	ACTUAL FY 20-21	ADOPTED FY 21-22	PROPOSED FY 22-23
62320	Maintenance & Repair Buildings	27,949	0	0	0
	SUBTOTAL CONTRACTUALS	27,949	0	0	0
66200	Buildings & Building Improvements	0	88,668	0	0
66220	Improvements Other Than Building	565,516	269,981	0	0
	SUBTOTAL CAPITAL	565,516	358,649	0	0
	TOTAL	593,465	358,649	0	0

**This Page Intentionally
Left Blank**



Police Department



**This Page Intentionally
Left Blank**



**Police Department
Position Summary**

Authorized Personnel	Funded FY 21-22	Workforce Changes	Funded FY 22-23
Accounting Assistant	3	0	3
Background Investigator	2	0	2
Correctional Manager (RM)	0	1	1
Correctional Officer	73	0	73
Correctional Supervisor	9	0	9
Crime Research Analyst	4	0	4
DNA Coordinator	1	0	1
Emergency Operations Coordinator	1	0	1
Executive Secretary to the Police Chief (UC)	1	0	1
Firearms Examiner	1	0	1
Forensic Services Supervisor	2	0	2
Forensic Specialist I	9	0	9
Forensic Specialist II	2	0	2
Graphics Designer I	1	0	1
Human Resources Specialist (UC)	2	0	2
Human Resources Technician (UC)	0	0	0
Jail Administrator	0	1	1
Lead Correctional Records Specialist	4	0	4
Lead Police Records Specialist	3	0	3
Management Aide (UC)	1	0	1
Management Analyst (UC)	0	0	0
Micro Systems Technician	2	0	2
Park Ranger	2	0	2
Parking Control Officer	8	2	10
Police Administrative Budget Manager (RM)	1	0	1
Police Administrative Manager (RM)	2	(1)	1
Police Athletic/Activities League Assist. Director	1	0	1
Police Captain (RM)	3	0	3
Police Chief (EM)	1	0	1
Police Communications Manager (RM)	1	0	1
Police Communications Supervisor	4	0	4
Police Community Services Specialist	1	0	1
Police Evidence and Supply Specialist	9	0	9
Police Evidence and Supply Supervisor	2	0	2
Police Fiscal Services Supervisor	1	0	1
Police Investigative Specialist	10	0	10
Police Lieutenant (RM)	14	0	14
Police Officer (8 positions were unfunded in FY 21-22)	314	8	322
Police Photo/Video Specialist	1	0	1
Police Records Supervisor	2	0	2
Police Sergeant	44	0	44
Police Services Dispatcher	35	0	35
Police Service Officer	6	0	6
Police Systems Manager (RM)	1	0	1
Police Systems Support Analyst	1	0	1
Rangemaster	1	0	1
Security Electronics Technician	1	0	1
Senior Accounting Assistant	1	0	1
Senior Correctional Records Specialist	8	0	8
Senior Human Resources Analyst (AM)	1	0	1
Senior Management Analyst (AM)	1	0	1
Senior Office Assistant	15	0	15
Senior Parking Control Officer	1	0	1
Senior Police Records Specialist	11	0	11
Systems Administrator	2	0	2
Video Technician	1	0	1
Funded Total	628	11	639

Police Department Position Summary

Note: The authorized headcount for sworn positions is 400; however only 384 are funded for FY22-23, leaving 16 unfunded positions

GENERAL FUND TOTAL	620.00
CANNABIS PUBLIC BENEFIT FUND	7.00
ENTERPRISE FUND	3.00
OTHER RESTRICTED FUND	7.00
GRANT FUND	2.00
TOTAL FUNDED POSITIONS	639.00
TOTAL UNFUNDED POSITIONS*	16.00
TOTAL PD POSITION	655.00

Police Department

REVENUE

Fund	ACTUAL FY 19-20	ACTUAL FY 20-21	ADOPTED FY 21-22	PROPOSED FY 22-23
011 GENERAL FUND	22,691,269	23,267,933	22,890,380	23,682,060
020 OTS-TRAFFIC OFFENDER PROGRAM	12,431	20,947	60,210	55,360
023 INMATE WELFARE FUND	792,892	704,200	1,869,540	2,299,510
024 POLICE ACTIVITIES & PROGRAMS	615,679	281,670	270,170	565,320
026 CRIMINAL ACTIVITIES FUND	(1,851)	592	-	-
053 CITY SERVICES	-	99,864	299,440	202,620
125 OES UASI	3,566,587	2,888,383	4,607,780	6,941,060
127 D.O.J. GRANT FUND	773	260,429	798,740	446,210
128 LAW ENFORCEMENT GRANTS	928,249	942,635	775,680	49,050
165 OFFICE OF TRAFFIC SAFETY GRANT	464,750	563,341	141,360	165,000
166 US DOJ ASSET FORFEITURE FUND	790,392	285,302	-	-
167 US TREASURY ASSET FORFEITURE	130,006	12,068	-	-
175 CARES Act- CESF PD	-	368,122	-	-
TOTAL REVENUE	29,991,179	29,695,487	31,713,300	34,406,190

EXPENDITURE

Fund	ACTUAL FY 19-20	ACTUAL FY 20-21	ADOPTED FY 21-22	PROPOSED FY 22-23
011 GENERAL FUND*	129,138,855	132,068,299	141,082,500	142,772,990
012 CANNABIS PUBLIC BENEFIT	1,255,031	1,369,448	1,608,510	4,586,610
020 OTS-TRAFFIC OFFENDER PROGRAM	15,029	24,419	60,210	55,360
023 INMATE WELFARE FUND	552,577	184,393	1,869,540	2,299,510
024 POLICE ACTIVITIES & PROGRAMS	589,635	299,321	274,280	565,270
026 CRIMINAL ACTIVITIES FUND	-	-	-	70,520
053 CITY SERVICES	51,247	108,080	299,440	202,620
074 CIVIC CENTER MAINTENANCE	2,000,000	1,651,998	1,680,000	2,284,340
125 OES UASI	4,320,294	1,624,247	2,838,290	6,941,060
127 D.O.J. GRANT FUND	81,413	232,176	798,740	446,210
128 LAW ENFORCEMENT GRANTS	393,555	929,750	775,690	903,970
165 OFFICE OF TRAFFIC SAFETY GRANT	512,397	520,188	141,360	165,000
166 US DOJ ASSET FORFEITURE FUND	517,261	498,666	760,240	758,500
167 US TREASURY ASSET FORFEITURE	285,036	179,995	142,270	139,280
176 CARES ACT-STATE	-	4,451,309	-	-
181 American Rescue Plan Act	-	-	-	36,660
TOTAL EXPENDITURE	139,712,331	144,142,290	152,331,070	162,227,900

Does not include FY 19-20 Animal Services of \$3.18M. See Planning and Building Agency in FY 20-21 Animal Services transitioned to Planning and Building Agency.

GENERAL FUND

POLICE DEPARTMENT		ACCOUNTING UNIT			
POLICE - OFFICE OF CHIEF		01114002			
Account Code	LINE ITEM RESOURCES	ACTUAL FY 19-20	ACTUAL FY 20-21	ADOPTED FY 21-22	PROPOSED FY 22-23
50503	SB90 State Mandated Costs-Reimbursement	205,260	124,403	88,000	88,000
50505	POST Reimbursement	57,643	640	40,000	40,000
50506	AB109 Reimbursement	472,159	546,564	480,000	513,000
51401	Alarm Permit Fees	99,344	79,709	100,000	100,000
51402	Street Closure Permits	3,186	1,905	2,000	2,000
51403	Tobacco Permits	97,607	216,208	97,000	97,000
53400	Vehicle Release Charge	61,002	84,720	90,000	90,000
53401	Repo Release	11,085	9,870	11,000	11,000
53405	Photo Services	0	143	0	0
53407	Vehicle Equipment Citation Sign-Off	4,780	3,775	3,000	3,000
53408	Fire Range User Fee	800	0	1,000	1,000
53409	Storage Of Weapon Fee	408	1,070	1,000	1,000
53410	Impound/Owner Release Animal	1,363	1,492	0	0
53411	Jail Pay to Stay Program	58,500	0	15,000	26,700
53413	Police False Alarm Charge	77	0	95,000	95,000
53415	Emergency Response Reimbursement/PD	927	14,653	25,000	25,000
53416	Animal Quarantines	955	461	0	0
53417	Police Report Fee	182,328	69,446	75,000	75,000
53419	Firearm License Fee	1,946	1,624	2,600	2,600
53420	Jail Booking Fee	10,776	11,634	10,000	0
53423	Vehicle Storage Fee	36,825	48,275	26,000	26,000
55000	Parking Fines	5,111,477	4,306,259	4,900,000	4,900,000
55400	Redlight Camera Program	5,437	2,661	0	0
55401	Court Fines Traffic	368,562	429,691	320,000	300,000
55402	Court Fines Non Traffic	53,516	19,644	40,000	40,000
55403	Tobacco Fine	0	776	0	0
55600	Administrative Citations	7,150	76,696	30,000	30,000
55606	Fireworks Admin Citations	28,584	66,698	48,000	25,000
57400	Police OT Reimbursement	197,752	188,074	142,860	332,400
57402	Police Miscellaneous Reimbursement	211,297	223,366	306,900	306,900
57404	Property & Evidence Recovery	0	(365)	0	0
57460	Jail Revenue Facility - PD	9,490	292	13,320	2,760
57461	Jail Kitchen Rental	58,122	85,731	30,000	30,000
57462	Jail Revenue Facility - US Marshals	11,189,220	12,413,315	11,716,200	12,337,200
57463	Jail Revenue Facility - Bureau of Prisons	622,623	1,268,454	1,200,600	910,800
57464	Jail Revenue Facility - US Marshals San Diego	3,520,965	2,969,935	2,980,800	3,270,600
57470	Copy of Lost Citation	104	115	100	100
	SUBTOTAL REVENUES	22,691,269	23,267,933	22,890,380	23,682,060
	TOTAL	22,691,269	23,267,933	22,890,380	23,682,060

**GENERAL FUND
DEPARTMENT RESOURCE SUMMARY**

POLICE DEPARTMENT

ACTIVITIES	ACTUAL FY 19-20	ACTUAL FY 20-21	ADOPTED FY 21-22	PROPOSED FY 22-23
EXPENDITURES*				
01114017 PD - SERVICE ENHANCEMENT	0	3,660,364	807,510	4,279,980
01114400 OFFICE OF THE CHIEF OF POLICE	1,459,682	1,563,157	1,487,810	1,289,620
01114401 FISCAL & BUDGET	1,281,149	1,438,446	1,692,290	1,341,110
01114402 HUMAN RESOURCES	865,882	707,582	785,230	1,153,580
01114403 BUILDING & FACILITY	4,485,066	4,707,690	3,627,750	4,734,310
01114404 BACKGROUNDS	1,575,734	1,210,225	1,602,240	1,401,750
01114405 TRAFFIC	7,715,471	7,711,674	7,741,890	7,418,650
01114410 TRAINING SERVICES	1,873,229	1,949,855	2,018,970	2,861,450
01114415 INTERNAL AFFAIRS	1,316,872	1,325,438	1,911,730	1,560,660
01114420 FIELD OPERATIONS	54,670,831	51,541,815	60,687,690	57,650,400
01114421 PD ATHLETIC & ACTIVITY LEAGUE	0	0	236,590	551,160
01114425 INFORMATION SERVICES	1,617,303	1,620,192	1,747,140	1,746,090
01114435 CRIMINAL INVESTIGATIONS-SERVICE ENHANCEMENT	7,106,911	7,615,756	7,440,590	8,370,290
01114440 CRIMES AGAINST PERSONS	9,385,333	5,692,551	4,256,680	4,888,170
01114441 METROPOLITAN DIVISION-SERVICE ENHANCEMENT	0	5,339,780	6,697,510	5,386,220
01114445 SPECIAL INVESTIGATIONS	2,015,198	1,798,490	1,591,680	2,125,380
01114448 EVIDENCE	842,323	907,872	773,830	895,680
01114450 CDC	1,174,243	1,363,816	1,424,810	1,286,420
01114455 FORENSIC SERVICES	2,278,463	2,170,148	2,457,410	2,357,520
01114460 RECORDS SERVICES	1,783,364	1,852,923	1,972,000	2,141,690
01114465 COMMUNICATIONS-SERVICE ENHANCEMENT	5,971,344	6,412,946	7,266,370	7,286,670
01114470 VICE/NARCOTICS-SERVICE ENHANCEMENT	262,542	531,973	444,870	460,590
01114471 INVESTIGATIONS SUPPORT SERVICE-SERVICE ENHANCEMENT	1,502,183	1,480,601	1,844,500	1,541,090
01114475 JAIL OPERATIONS	18,753,444	18,920,531	19,821,610	19,548,050
01114480 REGIONAL NARCOTIC SUPPRESSION	961,772	337,171	263,320	39,810
01114485 HOMELAND SECURITY & EMERGENCY MANAGEMENT	189,227	104,431	261,680	261,890
01114490 TOBACCO RETAIL LICENSE PRG	51,290	102,872	218,800	194,760
TOTAL EXPENDITURES	129,138,855	132,068,299	141,082,500	142,772,990
OPERATING EXPENSES	ACTUAL FY 19-20	ACTUAL FY 20-21	ADOPTED FY 21-22	PROPOSED FY 22-23
61000 SALARIES & BENEFITS	104,267,613	105,931,866	116,245,790	114,477,760
62000 CONTRACTUALS	11,435,074	11,517,684	10,322,370	11,390,560
63000 COMMODITIES	2,233,310	2,593,378	2,529,220	2,924,500
65000 FIXED CHARGES	10,340,045	10,945,350	11,146,120	12,056,190
66000 CAPITAL	68,499	250,424	0	1,085,000
67000 DEBT SERVICE	789,184	824,338	833,830	833,830
68000 TRANSFERS	5,130	5,260	5,170	5,150
TOTAL	129,138,855	132,068,299	141,082,500	142,772,990

*Does not include FY 19-20 Animal Services of \$3.18M. See Planning and Building Agency in FY 20-21 Animal Services transitioned to Planning and Building Agency

GENERAL FUND

POLICE DEPARTMENT		ACCOUNTING UNIT			
PD - SERVICE ENHANCEMENT		01114017			
Account Code	LINE ITEM RESOURCES	ACTUAL FY 19-20	ACTUAL FY 20-21	ADOPTED FY 21-22	PROPOSED FY 22-23
61000	Salaries Regular	0	2,303,703	383,660	2,741,720
61040	Salaries Overtime	0	500,672	0	1,520
61100	Retirement-Employer Normal Cost	0	338,192	101,540	488,640
61120	Medicare Insurance	0	32,547	14,310	38,620
61130	Health Insurance	0	485,251	286,680	512,640
61170	Retiree Health Benefits	0	0	21,320	48,090
61180	Worker Compensation Insurance	0	0	0	195,980
	SUBTOTAL SALARIES & BENEFITS	0	3,660,364	807,510	4,027,210
65040	IT Maintenance Charge	0	0	0	78,080
65100	Insurance Charges	0	0	0	149,490
65105	Benefits Overhead	0	0	0	25,200
	SUBTOTAL FIXED CHARGES	0	0	0	252,770
	TOTAL	0	3,660,364	807,510	4,279,980

GENERAL FUND

POLICE DEPARTMENT		ACCOUNTING UNIT			
PD ATHLETIC & ACTIVITY LEAGUE		01114421			
Account Code	LINE ITEM RESOURCES	ACTUAL FY 19-20	ACTUAL FY 20-21	ADOPTED FY 21-22	PROPOSED FY 22-23
61000	Salaries Regular	0	0	0	244,210
61020	Salaries Part-Time	0	0	125,410	125,410
61100	Retirement-Employer Normal Cost	0	0	0	18,590
61110	Part-Time Retirement	0	0	4,700	4,700
61120	Medicare Insurance	0	0	1,820	5,340
61130	Health Insurance	0	0	0	39,480
61170	Retiree Health Benefits	0	0	0	4,460
	SUBTOTAL SALARIES & BENEFITS	0	0	131,930	442,190
62000	Utilities	0	0	32,000	32,000
62300	Contract Services-Professional	0	0	23,240	23,240
	SUBTOTAL CONTRACTUALS	0	0	55,240	55,240
63001	Miscellaneous Operating Expenses	0	0	30,000	30,000
	SUBTOTAL COMMODITIES	0	0	30,000	30,000
65010	Rental City Equipment	0	0	18,700	23,730
65012	Accident Repair & Replacement	0	0	720	0
	SUBTOTAL FIXED CHARGES	0	0	19,420	23,730
	TOTAL	0	0	236,590	551,160

GENERAL FUND

POLICE DEPARTMENT		ACCOUNTING UNIT			
METROPOLITAN DIVISION-SERVICE ENHANCEMENT		01114441			
Account Code	LINE ITEM RESOURCES	ACTUAL FY 19-20	ACTUAL FY 20-21	ADOPTED FY 21-22	PROPOSED FY 22-23
61000	Salaries Regular	0	3,827,495	4,444,430	3,318,210
61020	Salaries Part-Time	0	0	13,350	13,350
61040	Salaries Overtime	0	299,066	117,250	188,050
61100	Retirement-Employer Normal Cost	0	546,165	560,940	470,280
61110	Part-Time Retirement	0	0	500	500
61120	Medicare Insurance	0	60,726	61,000	46,150
61130	Health Insurance	0	489,137	572,400	457,200
61170	Retiree Health Benefits	0	65,255	157,690	64,800
61180	Worker Compensation Insurance	0	0	317,860	325,610
	SUBTOTAL SALARIES & BENEFITS	0	5,287,844	6,245,420	4,884,150
62120	Training, Transportation, Meetings	0	14,305	9,080	6,030
62300	Contract Services-Professional	0	0	16,300	16,300
	SUBTOTAL CONTRACTUALS	0	14,305	25,380	22,330
63001	Miscellaneous Operating Expenses	0	4,919	6,000	3,000
63300	Gas & Diesel	0	137	0	0
	SUBTOTAL COMMODITIES	0	5,056	6,000	3,000
65011	Equipment Replacement Charges	0	0	0	17,360
65012	Accident Repair & Replacement	0	0	0	1,830
65040	IT Maintenance Charge	0	0	166,970	167,320
65100	Insurance Charges	0	0	243,700	248,370
65105	Benefits Overhead	0	0	10,040	41,860
	SUBTOTAL FIXED CHARGES	0	0	420,710	476,740
66400	Machinery & Equipment	0	32,575	0	0
	SUBTOTAL CAPITAL	0	32,575	0	0
	TOTAL	0	5,339,780	6,697,510	5,386,220

GENERAL FUND

POLICE DEPARTMENT		ACCOUNTING UNIT			
OFFICE OF THE CHIEF OF POLICE		01114400			
Account Code	LINE ITEM RESOURCES	ACTUAL FY 19-20	ACTUAL FY 20-21	ADOPTED FY 21-22	PROPOSED FY 22-23
61000	Salaries Regular	844,709	896,000	875,060	703,380
61040	Salaries Overtime	27,368	18,245	12,500	12,800
61100	Retirement-Employer Normal Cost	82,274	112,181	88,670	69,510
61120	Medicare Insurance	9,062	10,031	11,550	9,620
61130	Health Insurance	88,000	74,733	79,440	85,320
61170	Retiree Health Benefits	6,271	6,687	14,020	6,430
61180	Worker Compensation Insurance	46,514	86,640	75,560	76,220
	SUBTOTAL SALARIES & BENEFITS	1,104,197	1,204,516	1,156,800	963,280
62120	Training, Transportation, Meetings	14,234	1,129	16,700	16,700
62140	Membership, Subscription & Dues	103,314	104,397	103,000	103,000
62300	Contract Services-Professional	80,378	131,202	90,400	90,400
62600	Parking Validation	7,805	2,098	7,500	7,500
	SUBTOTAL CONTRACTUALS	205,730	238,826	217,600	217,600
63001	Miscellaneous Operating Expenses	14,323	14,259	10,000	10,000
63300	Gas & Diesel	14,809	127	5,700	5,700
	SUBTOTAL COMMODITIES	29,133	14,385	15,700	15,700
65040	IT Maintenance Charge	36,143	36,140	37,420	25,100
65100	Insurance Charges	84,130	65,820	57,930	58,140
65105	Benefits Overhead	0	3,120	2,010	9,800
65210	Delivery Charges	349	350	350	0
	SUBTOTAL FIXED CHARGES	120,622	105,430	97,710	93,040
	TOTAL	1,459,682	1,563,157	1,487,810	1,289,620

GENERAL FUND

POLICE DEPARTMENT		ACCOUNTING UNIT			
FISCAL & BUDGET		01114401			
Account Code	LINE ITEM RESOURCES	ACTUAL FY 19-20	ACTUAL FY 20-21	ADOPTED FY 21-22	PROPOSED FY 22-23
61000	Salaries Regular	877,311	967,244	968,460	657,890
61020	Salaries Part-Time	37,388	37,798	95,160	95,160
61040	Salaries Overtime	5,996	7,915	5,000	5,000
61100	Retirement-Employer Normal Cost	67,483	67,216	68,910	32,600
61110	Part-Time Retirement	535	517	3,570	3,570
61120	Medicare Insurance	13,106	14,560	15,680	11,220
61130	Health Insurance	140,641	134,543	170,160	149,040
61170	Retiree Health Benefits	0	6,629	18,920	7,010
61180	Worker Compensation Insurance	49,047	78,540	73,340	85,500
	SUBTOTAL SALARIES & BENEFITS	1,191,506	1,314,961	1,419,200	1,046,990
62120	Training, Transportation, Meetings	50	43	700	700
62300	Contract Services-Professional	2,542	893	1,500	1,500
	SUBTOTAL CONTRACTUALS	2,591	936	2,200	2,200
63001	Miscellaneous Operating Expenses	4,041	11,719	165,510	165,510
	SUBTOTAL COMMODITIES	4,041	11,719	165,510	165,510
65040	IT Maintenance Charge	48,190	48,190	46,060	50,200
65100	Insurance Charges	34,680	59,670	56,230	65,220
65105	Benefits Overhead	0	2,830	2,950	10,990
65210	Delivery Charges	141	140	140	0
	SUBTOTAL FIXED CHARGES	83,011	110,830	105,380	126,410
	TOTAL	1,281,149	1,438,446	1,692,290	1,341,110

GENERAL FUND

POLICE DEPARTMENT		ACCOUNTING UNIT			
HUMAN RESOURCES		01114402			
Account Code	LINE ITEM RESOURCES	ACTUAL FY 19-20	ACTUAL FY 20-21	ADOPTED FY 21-22	PROPOSED FY 22-23
61000	Salaries Regular	430,409	383,324	450,420	752,250
61010	Salaries Cash Out/Separation	0	3,373	0	0
61020	Salaries Part-Time	81,500	39,996	16,270	16,270
61040	Salaries Overtime	70,466	10,143	4,000	4,170
61100	Retirement-Employer Normal Cost	32,723	36,341	39,280	64,300
61110	Part-Time Retirement	1,265	530	610	610
61120	Medicare Insurance	7,404	6,277	6,550	10,630
61130	Health Insurance	66,289	37,735	59,640	99,060
61170	Retiree Health Benefits	3,346	3,796	8,320	15,090
61180	Worker Compensation Insurance	31,034	42,880	43,070	36,010
	SUBTOTAL SALARIES & BENEFITS	724,436	564,397	628,160	998,390
62120	Training, Transportation, Meetings	6,159	1,033	6,800	6,800
62130	Tuition Reimbursement	14,460	27,380	10,000	10,000
62140	Membership, Subscription & Dues	1,200	190	3,000	3,000
62200	Advertising	0	0	6,900	6,900
62300	Contract Services-Professional	49,860	41,727	53,000	53,000
	SUBTOTAL CONTRACTUALS	71,679	70,330	79,700	79,700
63001	Miscellaneous Operating Expenses	9,409	9,186	15,000	15,000
63300	Gas & Diesel	55	0	0	0
	SUBTOTAL COMMODITIES	9,463	9,186	15,000	15,000
65010	Rental City Equipment	0	4,400	4,790	6,080
65012	Accident Repair & Replacement	360	900	330	0
65040	IT Maintenance Charge	24,095	24,100	23,030	22,310
65100	Insurance Charges	35,700	32,580	33,020	27,470
65105	Benefits Overhead	0	1,540	1,050	4,630
65210	Delivery Charges	148	150	150	0
	SUBTOTAL FIXED CHARGES	60,303	63,670	62,370	60,490
	TOTAL	865,882	707,582	785,230	1,153,580

GENERAL FUND

POLICE DEPARTMENT		ACCOUNTING UNIT			
BUILDING & FACILITY		01114403			
Account Code	LINE ITEM RESOURCES	ACTUAL FY 19-20	ACTUAL FY 20-21	ADOPTED FY 21-22	PROPOSED FY 22-23
61000	Salaries Regular	1,174	2,592	0	0
61040	Salaries Overtime	8,228	13,477	0	0
61100	Retirement-Employer Normal Cost	32	116	0	0
61120	Medicare Insurance	6	37	0	0
61130	Health Insurance	123	431	0	0
61180	Worker Compensation Insurance	501	0	0	220
	SUBTOTAL SALARIES & BENEFITS	10,065	16,654	0	220
62000	Utilities	831,007	978,115	690,170	1,092,750
62010	Communications	1,126,196	1,025,400	710,000	955,680
62300	Contract Services-Professional	1,576,871	1,757,008	1,004,460	1,004,460
	SUBTOTAL CONTRACTUALS	3,534,074	3,760,523	2,404,630	3,052,890
63001	Miscellaneous Operating Expenses	142,162	128,044	110,000	110,000
	SUBTOTAL COMMODITIES	142,162	128,044	110,000	110,000
65000	Building Rental	729,200	729,200	1,030,390	1,253,270
65100	Insurance Charges	0	0	0	170
65105	Benefits Overhead	0	0	0	30
	SUBTOTAL FIXED CHARGES	729,200	729,200	1,030,390	1,253,470
66200	Buildings & Building Improvements	0	0	0	200,000
66400	Machinery & Equipment	31,450	0	0	35,000
	SUBTOTAL CAPITAL	31,450	0	0	235,000
67003	Loan Payment-OBF	38,115	73,268	82,730	82,730
	SUBTOTAL DEBT SERVICE	38,115	73,268	82,730	82,730
	TOTAL	4,485,066	4,707,690	3,627,750	4,734,310

GENERAL FUND

POLICE DEPARTMENT		ACCOUNTING UNIT			
BACKGROUNDS		01114404			
Account Code	LINE ITEM RESOURCES	ACTUAL FY 19-20	ACTUAL FY 20-21	ADOPTED FY 21-22	PROPOSED FY 22-23
61000	Salaries Regular	994,710	790,389	1,007,680	877,650
61020	Salaries Part-Time	34,764	0	0	0
61040	Salaries Overtime	54,352	15,676	7,550	5,560
61100	Retirement-Employer Normal Cost	96,931	81,015	100,590	109,630
61110	Part-Time Retirement	1,304	0	0	0
61120	Medicare Insurance	15,940	11,699	14,070	12,550
61130	Health Insurance	155,851	114,206	144,000	149,580
61170	Retiree Health Benefits	16,630	14,065	34,220	15,530
61180	Worker Compensation Insurance	57,756	65,110	90,410	67,240
	SUBTOTAL SALARIES & BENEFITS	1,428,237	1,092,159	1,398,520	1,237,740
62120	Training, Transportation, Meetings	1,201	16	3,800	3,800
62122	Travel For Investigation	4,605	1,274	9,200	9,200
62140	Membership, Subscription & Dues	480	0	0	0
62300	Contract Services-Professional	54,327	27,950	42,600	42,600
	SUBTOTAL CONTRACTUALS	60,613	29,241	55,600	55,600
63001	Miscellaneous Operating Expenses	430	372	1,000	1,000
63300	Gas & Diesel	3,234	923	2,850	2,850
	SUBTOTAL COMMODITIES	3,664	1,295	3,850	3,850
65010	Rental City Equipment	4,980	4,500	0	0
65012	Accident Repair & Replacement	0	900	20,060	0
65040	IT Maintenance Charge	30,119	30,120	51,820	44,620
65100	Insurance Charges	47,920	49,470	69,310	51,290
65105	Benefits Overhead	0	2,340	2,880	8,650
65210	Delivery Charges	201	200	200	0
	SUBTOTAL FIXED CHARGES	83,220	87,530	144,270	104,560
	TOTAL	1,575,734	1,210,225	1,602,240	1,401,750

GENERAL FUND

POLICE DEPARTMENT		ACCOUNTING UNIT			
TRAFFIC		01114405			
Account Code	LINE ITEM RESOURCES	ACTUAL FY 19-20	ACTUAL FY 20-21	ADOPTED FY 21-22	PROPOSED FY 22-23
61000	Salaries Regular	3,715,251	3,742,717	3,967,960	3,696,840
61020	Salaries Part-Time	76,928	108,726	151,750	151,750
61040	Salaries Overtime	276,804	543,081	143,900	131,170
61100	Retirement-Employer Normal Cost	381,940	435,702	437,060	435,480
61110	Part-Time Retirement	2,733	4,030	5,690	5,690
61120	Medicare Insurance	65,135	69,094	55,680	54,180
61130	Health Insurance	557,794	522,549	555,360	597,220
61170	Retiree Health Benefits	53,269	64,848	131,420	68,610
61180	Worker Compensation Insurance	221,718	338,840	331,240	327,640
	SUBTOTAL SALARIES & BENEFITS	5,351,571	5,829,588	5,780,060	5,468,580
62120	Training, Transportation, Meetings	11,011	3,817	22,600	22,600
62140	Membership, Subscription & Dues	1,100	0	500	500
62300	Contract Services-Professional	1,418,242	824,419	933,990	933,990
62600	Parking Validation	1,027	602	3,000	3,000
	SUBTOTAL CONTRACTUALS	1,431,379	828,837	960,090	960,090
63001	Miscellaneous Operating Expenses	40,581	47,079	35,000	35,000
63300	Gas & Diesel	29,527	38,861	37,780	37,780
	SUBTOTAL COMMODITIES	70,109	85,940	72,780	72,780
65010	Rental City Equipment	340,656	337,800	331,240	420,370
65011	Equipment Replacement Charges	133,284	154,700	140,560	34,280
65012	Accident Repair & Replacement	21,870	23,700	1,460	8,770
65040	IT Maintenance Charge	180,713	180,710	190,000	161,740
65100	Insurance Charges	185,120	257,430	253,960	249,920
65105	Benefits Overhead	0	12,200	10,970	42,120
65210	Delivery Charges	769	770	770	0
	SUBTOTAL FIXED CHARGES	862,412	967,310	928,960	917,200
	TOTAL	7,715,471	7,711,674	7,741,890	7,418,650

GENERAL FUND

POLICE DEPARTMENT		ACCOUNTING UNIT			
TRAINING SERVICES		01114410			
Account Code	LINE ITEM RESOURCES	ACTUAL FY 19-20	ACTUAL FY 20-21	ADOPTED FY 21-22	PROPOSED FY 22-23
61000	Salaries Regular	1,066,516	1,088,001	1,037,790	1,350,320
61010	Salaries Cash Out/Separation	64,824	0	0	0
61020	Salaries Part-Time	26,932	17,135	61,480	61,480
61040	Salaries Overtime	10,572	6,455	16,910	15,430
61100	Retirement-Employer Normal Cost	103,194	117,626	98,960	122,420
61110	Part-Time Retirement	1,010	643	2,310	2,310
61120	Medicare Insurance	14,869	15,486	14,660	19,140
61130	Health Insurance	135,880	132,174	133,440	187,800
61170	Retiree Health Benefits	10,328	14,556	29,860	24,880
61180	Worker Compensation Insurance	62,247	88,190	77,000	94,010
	SUBTOTAL SALARIES & BENEFITS	1,496,371	1,480,266	1,472,410	1,877,790
62120	Training, Transportation, Meetings	21,956	19,475	35,000	35,000
62140	Membership, Subscription & Dues	200	54	1,700	1,700
62300	Contract Services-Professional	79,728	119,065	216,900	492,210
62600	Parking Validation	1,432	1,145	3,000	3,000
	SUBTOTAL CONTRACTUALS	103,316	139,739	256,600	531,910
63001	Miscellaneous Operating Expenses	128,682	175,465	170,000	188,630
63300	Gas & Diesel	3,618	2,155	4,130	4,130
	SUBTOTAL COMMODITIES	132,300	177,620	174,130	192,760
65010	Rental City Equipment	25,992	26,000	12,720	16,140
65012	Accident Repair & Replacement	1,596	1,600	1,210	10
65040	IT Maintenance Charge	54,214	54,210	40,300	39,040
65100	Insurance Charges	59,200	67,000	59,030	71,710
65105	Benefits Overhead	0	3,180	2,330	12,090
65210	Delivery Charges	240	240	240	0
	SUBTOTAL FIXED CHARGES	141,242	152,230	115,830	138,990
66400	Machinery & Equipment	0	0	0	120,000
	SUBTOTAL CAPITAL	0	0	0	120,000
	TOTAL	1,873,229	1,949,855	2,018,970	2,861,450

GENERAL FUND

POLICE DEPARTMENT		ACCOUNTING UNIT			
INTERNAL AFFAIRS		01114415			
Account Code	LINE ITEM RESOURCES	ACTUAL FY 19-20	ACTUAL FY 20-21	ADOPTED FY 21-22	PROPOSED FY 22-23
61000	Salaries Regular	887,107	879,789	1,213,560	1,073,030
61040	Salaries Overtime	56,840	62,709	31,420	30,480
61100	Retirement-Employer Normal Cost	82,139	93,641	133,040	98,530
61120	Medicare Insurance	13,133	14,121	15,840	14,200
61130	Health Insurance	86,044	81,237	102,120	101,880
61170	Retiree Health Benefits	13,273	13,273	40,470	22,160
61180	Worker Compensation Insurance	50,303	68,240	89,350	74,840
	SUBTOTAL SALARIES & BENEFITS	1,188,840	1,213,010	1,625,800	1,415,120
62120	Training, Transportation, Meetings	2,302	86	7,300	7,300
62140	Membership, Subscription & Dues	0	0	1,000	1,000
62300	Contract Services-Professional	16,785	8,050	13,500	13,500
	SUBTOTAL CONTRACTUALS	19,087	8,136	21,800	21,800
63001	Miscellaneous Operating Expenses	2,297	3,527	4,000	4,000
63300	Gas & Diesel	7,849	3,415	6,270	6,270
	SUBTOTAL COMMODITIES	10,146	6,942	10,270	10,270
65010	Rental City Equipment	10,896	10,900	10,480	13,300
65012	Accident Repair & Replacement	1,824	1,800	138,220	0
65040	IT Maintenance Charge	30,119	30,120	34,550	33,460
65100	Insurance Charges	55,730	51,840	68,500	57,090
65105	Benefits Overhead	0	2,460	1,880	9,620
65210	Delivery Charges	229	230	230	0
	SUBTOTAL FIXED CHARGES	98,798	97,350	253,860	113,470
	TOTAL	1,316,872	1,325,438	1,911,730	1,560,660

GENERAL FUND

POLICE DEPARTMENT		ACCOUNTING UNIT			
FIELD OPERATIONS		01114420			
Account Code	LINE ITEM RESOURCES	ACTUAL FY 19-20	ACTUAL FY 20-21	ADOPTED FY 21-22	PROPOSED FY 22-23
61000	Salaries Regular	31,829,475	28,716,827	36,246,180	34,468,290
61010	Salaries Cash Out/Separation	485,176	784,140	1,150,000	1,150,000
61020	Salaries Part-Time	159,123	138,490	82,950	82,950
61040	Salaries Overtime	3,814,314	2,440,998	2,612,130	1,356,290
61100	Retirement-Employer Normal Cost	5,030,554	5,107,256	5,497,830	4,951,230
61110	Part-Time Retirement	4,975	4,426	3,110	3,110
61120	Medicare Insurance	512,377	516,221	498,660	462,180
61130	Health Insurance	4,743,108	4,287,252	4,810,860	4,600,020
61170	Retiree Health Benefits	510,211	590,913	1,308,700	640,420
61180	Worker Compensation Insurance	2,011,857	2,596,451	2,660,990	2,839,890
	SUBTOTAL SALARIES & BENEFITS	49,101,170	45,182,973	54,871,410	50,554,380
62000	Utilities	3,705	5,194	0	0
62010	Communications	1,215	0	6,800	6,800
62120	Training, Transportation, Meetings	69,619	47,050	89,050	92,100
62140	Membership, Subscription & Dues	5,715	3,383	6,000	6,000
62300	Contract Services-Professional	486,431	821,944	762,400	912,400
62600	Parking Validation	8,016	4,154	9,200	9,200
	SUBTOTAL CONTRACTUALS	574,700	881,724	873,450	1,026,500
63001	Miscellaneous Operating Expenses	130,143	288,776	62,000	65,000
63300	Gas & Diesel	609,898	585,666	682,350	682,350
	SUBTOTAL COMMODITIES	740,041	874,442	744,350	747,350
65010	Rental City Equipment	1,154,508	1,218,900	1,128,960	1,432,730
65011	Equipment Replacement Charges	820,361	785,300	752,490	218,120
65012	Accident Repair & Replacement	150,697	128,300	(70)	195,860
65020	City Yard Rental	15,600	15,600	15,600	15,600
65040	IT Maintenance Charge	236,433	236,440	172,730	198,490
65100	Insurance Charges	1,831,666	1,970,600	2,040,140	2,166,240
65105	Benefits Overhead	0	93,400	81,130	365,130
65210	Delivery Charges	7,500	7,500	7,500	0
65400	Indirect Costs	1,106	0	0	0
	SUBTOTAL FIXED CHARGES	4,217,871	4,456,040	4,198,480	4,592,170
66400	Machinery & Equipment	37,049	146,635	0	730,000
	SUBTOTAL CAPITAL	37,049	146,635	0	730,000
	TOTAL	54,670,831	51,541,815	60,687,690	57,650,400

GENERAL FUND

POLICE DEPARTMENT		ACCOUNTING UNIT			
INFORMATION SERVICES		01114425			
Account Code	LINE ITEM RESOURCES	ACTUAL FY 19-20	ACTUAL FY 20-21	ADOPTED FY 21-22	PROPOSED FY 22-23
61000	Salaries Regular	798,360	846,672	854,890	821,790
61040	Salaries Overtime	7,184	9,286	10,000	10,000
61100	Retirement-Employer Normal Cost	45,424	51,198	48,150	42,250
61120	Medicare Insurance	11,354	12,156	11,440	11,180
61130	Health Insurance	131,013	123,763	135,480	149,040
61170	Retiree Health Benefits	0	2,611	7,100	6,960
61180	Worker Compensation Insurance	42,929	58,540	62,980	72,030
	SUBTOTAL SALARIES & BENEFITS	1,036,265	1,104,226	1,130,040	1,113,250
62120	Training, Transportation, Meetings	189	0	2,000	2,000
62300	Contract Services-Professional	460,971	397,382	487,660	487,660
	SUBTOTAL CONTRACTUALS	461,160	397,382	489,660	489,660
63001	Miscellaneous Operating Expenses	5,689	3,637	5,000	5,000
63300	Gas & Diesel	98	107	500	500
	SUBTOTAL COMMODITIES	5,787	3,743	5,500	5,500
65010	Rental City Equipment	8,385	5,500	10,270	13,030
65012	Accident Repair & Replacement	210	400	630	1,410
65040	IT Maintenance Charge	42,166	42,170	40,300	39,040
65050	IT Department Specific	20,000	20,000	20,000	20,000
65100	Insurance Charges	43,150	44,480	48,280	54,940
65105	Benefits Overhead	0	2,110	2,280	9,260
65210	Delivery Charges	180	180	180	0
	SUBTOTAL FIXED CHARGES	114,091	114,840	121,940	137,680
	TOTAL	1,617,303	1,620,192	1,747,140	1,746,090

GENERAL FUND

POLICE DEPARTMENT		ACCOUNTING UNIT			
CRIMINAL INVESTIGATIONS-SERVICE ENHANCEMENT		01114435			
Account Code	LINE ITEM RESOURCES	ACTUAL FY 19-20	ACTUAL FY 20-21	ADOPTED FY 21-22	PROPOSED FY 22-23
61000	Salaries Regular	4,452,725	4,810,100	4,708,930	5,331,750
61010	Salaries Cash Out/Separation	8,092	0	0	0
61020	Salaries Part-Time	139,668	134,326	205,460	205,460
61040	Salaries Overtime	239,920	210,890	73,190	70,320
61100	Retirement-Employer Normal Cost	455,467	517,786	457,170	567,690
61110	Part-Time Retirement	1,896	1,588	7,700	7,700
61120	Medicare Insurance	71,336	76,817	66,700	76,600
61130	Health Insurance	622,319	580,290	560,040	694,080
61170	Retiree Health Benefits	66,448	82,841	159,750	98,630
61180	Worker Compensation Insurance	258,376	364,670	367,280	420,620
	SUBTOTAL SALARIES & BENEFITS	6,316,248	6,779,308	6,606,220	7,472,850
62120	Training, Transportation, Meetings	10,721	9,895	22,300	22,300
62122	Travel For Investigation	743	3,723	9,000	9,000
62140	Membership, Subscription & Dues	0	0	500	500
62300	Contract Services-Professional	168,352	149,207	198,700	193,320
62322	Maintenance & Repair Machinery	180	13,311	0	0
62600	Parking Validation	5,681	2,849	0	0
	SUBTOTAL CONTRACTUALS	185,676	178,984	230,500	225,120
63001	Miscellaneous Operating Expenses	29,043	27,759	20,000	20,000
63300	Gas & Diesel	20,961	19,244	17,390	17,390
	SUBTOTAL COMMODITIES	50,004	47,003	37,390	37,390
65010	Rental City Equipment	68,910	78,200	70,190	89,080
65011	Equipment Replacement Charges	11,568	17,400	21,500	3,600
65012	Accident Repair & Replacement	11,172	12,800	15,410	0
65040	IT Maintenance Charge	210,832	210,830	166,970	167,320
65100	Insurance Charges	251,460	277,060	281,590	320,850
65105	Benefits Overhead	0	13,130	9,780	54,080
65210	Delivery Charges	1,041	1,040	1,040	0
	SUBTOTAL FIXED CHARGES	554,983	610,460	566,480	634,930
	TOTAL	7,106,911	7,615,756	7,440,590	8,370,290

GENERAL FUND

POLICE DEPARTMENT		ACCOUNTING UNIT			
CRIMES AGAINST PERSONS		01114440			
Account Code	LINE ITEM RESOURCES	ACTUAL FY 19-20	ACTUAL FY 20-21	ADOPTED FY 21-22	PROPOSED FY 22-23
61000	Salaries Regular	5,821,579	2,997,879	2,550,620	3,017,600
61020	Salaries Part-Time	79,257	82,764	68,610	68,610
61040	Salaries Overtime	651,926	541,439	219,380	133,830
61100	Retirement-Employer Normal Cost	636,608	346,082	257,650	315,500
61110	Part-Time Retirement	2,972	3,104	2,570	2,570
61120	Medicare Insurance	98,795	52,065	33,460	41,810
61130	Health Insurance	772,413	301,452	249,000	357,480
61170	Retiree Health Benefits	83,023	42,220	82,510	59,850
61180	Worker Compensation Insurance	362,675	446,619	218,630	262,070
	SUBTOTAL SALARIES & BENEFITS	8,509,250	4,813,623	3,682,430	4,259,320
62120	Training, Transportation, Meetings	14,032	15,268	2,970	2,970
62122	Travel For Investigation	2,756	5,475	5,000	5,000
62140	Membership, Subscription & Dues	800	190	0	0
62300	Contract Services-Professional	99,799	100,550	82,100	82,100
62600	Parking Validation	0	0	1,000	1,000
	SUBTOTAL CONTRACTUALS	117,387	121,482	91,070	91,070
63001	Miscellaneous Operating Expenses	29,239	11,076	17,000	17,000
63300	Gas & Diesel	48,387	52,148	65,580	65,580
	SUBTOTAL COMMODITIES	77,626	63,224	82,580	82,580
65010	Rental City Equipment	123,284	86,600	108,560	137,770
65011	Equipment Replacement Charges	32,712	23,300	35,770	11,190
65012	Accident Repair & Replacement	16,798	12,700	2,060	140
65040	IT Maintenance Charge	204,808	204,810	80,610	72,510
65100	Insurance Charges	302,220	339,300	167,620	199,900
65105	Benefits Overhead	0	16,080	4,730	33,690
65210	Delivery Charges	1,249	1,250	1,250	0
	SUBTOTAL FIXED CHARGES	681,071	684,040	400,600	455,200
66400	Machinery & Equipment	0	10,182	0	0
	SUBTOTAL CAPITAL	0	10,182	0	0
	TOTAL	9,385,333	5,692,551	4,256,680	4,888,170

GENERAL FUND

POLICE DEPARTMENT		ACCOUNTING UNIT			
SPECIAL INVESTIGATIONS		01114445			
Account Code	LINE ITEM RESOURCES	ACTUAL FY 19-20	ACTUAL FY 20-21	ADOPTED FY 21-22	PROPOSED FY 22-23
61000	Salaries Regular	1,147,127	1,043,219	1,008,490	1,412,530
61010	Salaries Cash Out/Separation	0	889	0	0
61020	Salaries Part-Time	17,391	2,138	17,010	17,010
61040	Salaries Overtime	146,119	117,492	42,310	29,080
61100	Retirement-Employer Normal Cost	108,083	108,879	94,450	147,860
61110	Part-Time Retirement	652	80	640	640
61120	Medicare Insurance	21,434	18,611	13,750	20,240
61130	Health Insurance	152,899	120,571	113,760	177,660
61170	Retiree Health Benefits	18,413	16,421	34,200	25,530
61180	Worker Compensation Insurance	69,812	124,260	77,450	88,930
	SUBTOTAL SALARIES & BENEFITS	1,681,931	1,552,559	1,402,060	1,919,480
62010	Communications	0	0	3,700	3,700
62120	Training, Transportation, Meetings	6,076	1,846	3,000	3,000
62122	Travel For Investigation	0	0	2,000	2,000
62140	Membership, Subscription & Dues	300	190	0	0
62300	Contract Services-Professional	51,262	19,305	32,200	32,200
	SUBTOTAL CONTRACTUALS	57,638	21,341	40,900	40,900
63001	Miscellaneous Operating Expenses	38,280	6,203	37,600	37,600
63300	Gas & Diesel	10,311	10,957	14,680	14,680
	SUBTOTAL COMMODITIES	48,591	17,159	52,280	52,280
65040	IT Maintenance Charge	108,428	108,430	34,550	33,460
65100	Insurance Charges	118,120	94,050	59,380	67,830
65105	Benefits Overhead	0	4,460	2,020	11,430
65210	Delivery Charges	490	490	490	0
	SUBTOTAL FIXED CHARGES	227,038	207,430	96,440	112,720
	TOTAL	2,015,198	1,798,490	1,591,680	2,125,380

GENERAL FUND

POLICE DEPARTMENT		ACCOUNTING UNIT			
EVIDENCE		01114448			
Account Code	LINE ITEM RESOURCES	ACTUAL FY 19-20	ACTUAL FY 20-21	ADOPTED FY 21-22	PROPOSED FY 22-23
61000	Salaries Regular	521,633	558,475	429,450	544,140
61020	Salaries Part-Time	7,626	16,353	32,550	32,550
61040	Salaries Overtime	20,688	8,248	80	150
61100	Retirement-Employer Normal Cost	23,534	33,914	34,030	30,510
61110	Part-Time Retirement	33	613	1,220	1,220
61120	Medicare Insurance	8,034	8,454	8,100	8,160
61130	Health Insurance	125,492	118,229	113,760	118,440
61170	Retiree Health Benefits	9,585	9,459	20,040	10,060
61180	Worker Compensation Insurance	29,329	46,070	41,560	48,900
	SUBTOTAL SALARIES & BENEFITS	745,953	799,814	680,790	794,130
62120	Training, Transportation, Meetings	289	0	4,000	4,000
62140	Membership, Subscription & Dues	200	550	500	500
62300	Contract Services-Professional	9,409	22,130	10,000	10,000
	SUBTOTAL CONTRACTUALS	9,898	22,680	14,500	14,500
63001	Miscellaneous Operating Expenses	10,195	6,407	10,000	10,000
	SUBTOTAL COMMODITIES	10,195	6,407	10,000	10,000
65040	IT Maintenance Charge	42,166	42,170	34,550	33,460
65100	Insurance Charges	33,970	35,000	31,860	37,300
65105	Benefits Overhead	0	1,660	1,990	6,290
65210	Delivery Charges	141	140	140	0
	SUBTOTAL FIXED CHARGES	76,277	78,970	68,540	77,050
	TOTAL	842,323	907,872	773,830	895,680

GENERAL FUND

POLICE DEPARTMENT		ACCOUNTING UNIT			
CDC		01114450			
Account Code	LINE ITEM RESOURCES	ACTUAL FY 19-20	ACTUAL FY 20-21	ADOPTED FY 21-22	PROPOSED FY 22-23
61000	Salaries Regular	344,528	316,054	439,720	326,300
61020	Salaries Part-Time	28,104	29,093	41,710	41,710
61040	Salaries Overtime	11,610	15,034	0	0
61100	Retirement-Employer Normal Cost	17,448	18,991	28,770	26,680
61110	Part-Time Retirement	1,054	1,091	1,560	1,560
61120	Medicare Insurance	5,500	5,118	6,760	6,810
61130	Health Insurance	86,040	70,250	94,800	98,700
61170	Retiree Health Benefits	6,127	7,583	16,200	8,170
61180	Worker Compensation Insurance	20,456	35,070	40,670	29,360
	SUBTOTAL SALARIES & BENEFITS	520,869	498,284	670,190	539,290
62120	Training, Transportation, Meetings	402	0	0	0
62300	Contract Services-Professional	23,960	30,413	39,500	39,500
	SUBTOTAL CONTRACTUALS	24,363	30,413	39,500	39,500
63001	Miscellaneous Operating Expenses	527,795	709,555	589,800	589,800
63300	Gas & Diesel	809	981	6,840	6,840
	SUBTOTAL COMMODITIES	528,604	710,535	596,640	596,640
65010	Rental City Equipment	42,563	46,700	44,850	56,920
65012	Accident Repair & Replacement	2,251	2,500	5,860	0
65040	IT Maintenance Charge	36,143	36,140	34,550	27,890
65100	Insurance Charges	19,370	26,640	31,180	22,400
65105	Benefits Overhead	0	1,260	1,960	3,780
65210	Delivery Charges	81	80	80	0
	SUBTOTAL FIXED CHARGES	100,408	113,320	118,480	110,990
66400	Machinery & Equipment	0	11,264	0	0
	SUBTOTAL CAPITAL	0	11,264	0	0
	TOTAL	1,174,243	1,363,816	1,424,810	1,286,420

GENERAL FUND

POLICE DEPARTMENT		ACCOUNTING UNIT			
FORENSIC SERVICES		01114455			
Account Code	LINE ITEM RESOURCES	ACTUAL FY 19-20	ACTUAL FY 20-21	ADOPTED FY 21-22	PROPOSED FY 22-23
61000	Salaries Regular	1,340,253	1,271,023	1,301,190	1,312,200
61020	Salaries Part-Time	74,935	56,845	104,230	104,230
61040	Salaries Overtime	79,039	22,288	99,860	87,860
61100	Retirement-Employer Normal Cost	60,177	77,438	99,670	78,100
61110	Part-Time Retirement	2,693	2,132	3,910	3,910
61120	Medicare Insurance	18,904	17,618	21,780	22,280
61130	Health Insurance	242,465	217,794	246,480	256,620
61170	Retiree Health Benefits	19,465	26,545	53,480	27,100
61180	Worker Compensation Insurance	79,507	110,630	131,110	112,960
	SUBTOTAL SALARIES & BENEFITS	1,917,439	1,802,313	2,061,710	2,005,260
62120	Training, Transportation, Meetings	6,322	9,241	20,000	20,000
62140	Membership, Subscription & Dues	245	170	800	800
62300	Contract Services-Professional	35,076	30,895	38,600	38,600
	SUBTOTAL CONTRACTUALS	41,643	40,306	59,400	59,400
63001	Miscellaneous Operating Expenses	27,125	26,289	28,300	28,300
63300	Gas & Diesel	15,423	17,990	25,380	25,380
	SUBTOTAL COMMODITIES	42,548	44,280	53,680	53,680
65010	Rental City Equipment	44,040	44,000	42,350	53,750
65011	Equipment Replacement Charges	48,120	48,100	44,710	12,230
65012	Accident Repair & Replacement	6,384	6,400	3,350	0
65040	IT Maintenance Charge	96,380	96,380	86,360	72,510
65100	Insurance Charges	81,570	84,050	100,520	86,170
65105	Benefits Overhead	0	3,980	4,990	14,520
65210	Delivery Charges	339	340	340	0
	SUBTOTAL FIXED CHARGES	276,833	283,250	282,620	239,180
	TOTAL	2,278,463	2,170,148	2,457,410	2,357,520

GENERAL FUND

POLICE DEPARTMENT		ACCOUNTING UNIT			
RECORDS SERVICES		01114460			
Account Code	LINE ITEM RESOURCES	ACTUAL FY 19-20	ACTUAL FY 20-21	ADOPTED FY 21-22	PROPOSED FY 22-23
61000	Salaries Regular	1,096,436	1,073,173	1,120,020	1,216,660
61010	Salaries Cash Out/Separation	0	627	0	0
61020	Salaries Part-Time	54,236	117,048	153,470	153,470
61040	Salaries Overtime	30,071	8,831	10,000	10,000
61100	Retirement-Employer Normal Cost	54,576	64,362	69,710	73,770
61110	Part-Time Retirement	659	2,229	5,760	5,750
61120	Medicare Insurance	16,525	16,841	19,440	20,810
61130	Health Insurance	189,073	152,830	219,360	269,400
61170	Retiree Health Benefits	0	2,391	6,500	6,370
61180	Worker Compensation Insurance	62,919	99,440	87,750	101,250
	SUBTOTAL SALARIES & BENEFITS	1,504,496	1,537,772	1,692,010	1,857,480
62120	Training, Transportation, Meetings	920	2,478	2,000	2,000
62140	Membership, Subscription & Dues	125	0	100	100
62300	Contract Services-Professional	83,827	106,575	72,000	72,000
	SUBTOTAL CONTRACTUALS	84,871	109,052	74,100	74,100
63001	Miscellaneous Operating Expenses	11,907	12,239	36,200	36,200
	SUBTOTAL COMMODITIES	11,907	12,239	36,200	36,200
65040	IT Maintenance Charge	114,452	114,450	97,880	83,660
65100	Insurance Charges	67,360	75,550	67,280	77,230
65105	Benefits Overhead	0	3,580	4,250	13,020
65210	Delivery Charges	279	280	280	0
	SUBTOTAL FIXED CHARGES	182,091	193,860	169,690	173,910
	TOTAL	1,783,364	1,852,923	1,972,000	2,141,690

GENERAL FUND

POLICE DEPARTMENT		ACCOUNTING UNIT			
COMMUNICATIONS-SERVICE ENHANCEMENT		01114465			
Account Code	LINE ITEM RESOURCES	ACTUAL FY 19-20	ACTUAL FY 20-21	ADOPTED FY 21-22	PROPOSED FY 22-23
61000	Salaries Regular	3,240,867	3,401,747	3,940,980	3,792,760
61020	Salaries Part-Time	28,144	32,903	66,880	66,880
61040	Salaries Overtime	243,982	245,446	216,680	214,080
61100	Retirement-Employer Normal Cost	160,368	203,968	250,900	230,880
61110	Part-Time Retirement	444	353	2,510	2,510
61120	Medicare Insurance	49,889	52,100	57,000	54,990
61130	Health Insurance	668,340	641,058	719,400	748,620
61170	Retiree Health Benefits	55,858	58,268	147,000	73,870
61180	Worker Compensation Insurance	187,139	292,470	313,550	292,190
	SUBTOTAL SALARIES & BENEFITS	4,635,032	4,928,312	5,714,900	5,476,780
62120	Training, Transportation, Meetings	4,367	(248)	11,200	11,200
62140	Membership, Subscription & Dues	2,100	700	900	900
62300	Contract Services-Professional	158,801	254,340	299,850	299,850
62600	Parking Validation	0	300	0	0
	SUBTOTAL CONTRACTUALS	165,267	255,092	311,950	311,950
63001	Miscellaneous Operating Expenses	3,754	4,072	3,800	274,450
	SUBTOTAL COMMODITIES	3,754	4,072	3,800	274,450
65040	IT Maintenance Charge	240,951	240,950	230,310	211,940
65100	Insurance Charges	174,550	222,200	240,400	222,880
65105	Benefits Overhead	0	10,530	13,190	37,570
65210	Delivery Charges	720	720	720	0
	SUBTOTAL FIXED CHARGES	416,221	474,400	484,620	472,390
67100	Principal-Debt Services	173,581	179,025	167,100	190,500
67110	Interest-Debt Services	32,921	27,477	39,400	16,000
67200	Principal-Leases	443,260	456,875	544,600	544,600
67210	Interest-Leases	101,308	87,693	0	0
	SUBTOTAL DEBT SERVICE	751,069	751,069	751,100	751,100
	TOTAL	5,971,344	6,412,946	7,266,370	7,286,670

GENERAL FUND

POLICE DEPARTMENT		ACCOUNTING UNIT			
VICE/NARCOTICS-SERVICE ENHANCEMENT		01114470			
Account Code	LINE ITEM RESOURCES	ACTUAL FY 19-20	ACTUAL FY 20-21	ADOPTED FY 21-22	PROPOSED FY 22-23
61000	Salaries Regular	49,893	198,440	131,490	133,240
61040	Salaries Overtime	186,597	261,362	250,290	252,950
61100	Retirement-Employer Normal Cost	1,468	17,054	14,040	12,930
61120	Medicare Insurance	765	3,021	1,860	1,860
61130	Health Insurance	11,217	31,347	18,960	19,740
61170	Retiree Health Benefits	0	2,262	4,720	2,360
61180	Worker Compensation Insurance	12,603	10,126	9,860	16,880
	SUBTOTAL SALARIES & BENEFITS	262,542	523,613	431,220	439,960
62120	Training, Transportation, Meetings	0	140	0	0
	SUBTOTAL CONTRACTUALS	0	140	0	0
63001	Miscellaneous Operating Expenses	0	290	0	0
	SUBTOTAL COMMODITIES	0	290	0	0
65040	IT Maintenance Charge	0	0	5,760	5,580
65100	Insurance Charges	0	7,570	7,560	12,880
65105	Benefits Overhead	0	360	330	2,170
	SUBTOTAL FIXED CHARGES	0	7,930	13,650	20,630
	TOTAL	262,542	531,973	444,870	460,590

GENERAL FUND

POLICE DEPARTMENT		ACCOUNTING UNIT			
INVESTIGATIONS SUPPORT SERVICE-SERVICE ENHANCEMENT		01114471			
Account Code	LINE ITEM RESOURCES	ACTUAL FY 19-20	ACTUAL FY 20-21	ADOPTED FY 21-22	PROPOSED FY 22-23
61000	Salaries Regular	1,036,386	1,085,158	1,172,520	959,730
61010	Salaries Cash Out/Separation	0	32,414	0	0
61020	Salaries Part-Time	31,120	37,571	55,640	55,640
61040	Salaries Overtime	104,634	48,452	14,500	15,450
61100	Retirement-Employer Normal Cost	85,773	97,003	103,940	79,620
61110	Part-Time Retirement	1,167	1,273	2,090	2,090
61120	Medicare Insurance	13,741	14,959	17,120	14,020
61130	Health Insurance	142,411	135,100	177,960	152,640
61170	Retiree Health Benefits	13,118	14,351	35,870	13,990
61180	Worker Compensation Insurance	62,459	0	98,870	95,510
	SUBTOTAL SALARIES & BENEFITS	1,490,809	1,466,281	1,678,510	1,388,690
62120	Training, Transportation, Meetings	4,010	1,387	3,000	3,000
62140	Membership, Subscription & Dues	0	30	200	200
62300	Contract Services-Professional	6,213	5,795	6,500	6,500
	SUBTOTAL CONTRACTUALS	10,223	7,212	9,700	9,700
63001	Miscellaneous Operating Expenses	1,151	3,878	1,800	1,800
	SUBTOTAL COMMODITIES	1,151	3,878	1,800	1,800
65040	IT Maintenance Charge	0	0	74,850	55,770
65100	Insurance Charges	0	0	75,800	72,850
65105	Benefits Overhead	0	3,230	3,840	12,280
	SUBTOTAL FIXED CHARGES	0	3,230	154,490	140,900
	TOTAL	1,502,183	1,480,601	1,844,500	1,541,090

GENERAL FUND

POLICE DEPARTMENT		ACCOUNTING UNIT			
JAIL OPERATIONS		01114475			
Account Code	LINE ITEM RESOURCES	ACTUAL FY 19-20	ACTUAL FY 20-21	ADOPTED FY 21-22	PROPOSED FY 22-23
61000	Salaries Regular	8,632,162	8,678,068	9,812,840	9,510,650
61010	Salaries Cash Out/Separation	3,515	703	0	0
61020	Salaries Part-Time	167,428	187,267	296,840	296,840
61040	Salaries Overtime	1,260,139	870,979	578,320	575,530
61100	Retirement-Employer Normal Cost	394,694	513,610	590,970	592,150
61110	Part-Time Retirement	4,901	5,321	11,130	11,130
61120	Medicare Insurance	143,173	140,997	142,070	139,350
61130	Health Insurance	1,769,122	1,619,349	1,808,640	1,854,450
61170	Retiree Health Benefits	138,327	140,973	328,090	171,440
61180	Worker Compensation Insurance	537,900	776,872	767,590	754,170
	SUBTOTAL SALARIES & BENEFITS	13,051,361	12,934,140	14,336,490	13,905,710
62120	Training, Transportation, Meetings	1,651	444	5,000	5,000
62300	Contract Services-Professional	4,269,176	4,358,323	3,993,100	3,993,100
	SUBTOTAL CONTRACTUALS	4,270,827	4,358,767	3,998,100	3,998,100
63001	Miscellaneous Operating Expenses	295,833	339,029	259,600	365,600
63300	Gas & Diesel	14,167	12,127	20,390	20,390
	SUBTOTAL COMMODITIES	310,000	351,157	279,990	385,990
65010	Rental City Equipment	24,360	24,400	23,420	29,720
65011	Equipment Replacement Charges	0	6,200	0	6,480
65012	Accident Repair & Replacement	3,648	3,600	3,350	3,240
65040	IT Maintenance Charge	572,259	572,260	558,490	546,580
65100	Insurance Charges	518,840	590,120	588,500	575,270
65105	Benefits Overhead	0	27,970	31,120	96,960
65210	Delivery Charges	2,148	2,150	2,150	0
	SUBTOTAL FIXED CHARGES	1,121,255	1,226,700	1,207,030	1,258,250
66400	Machinery & Equipment	0	49,767	0	0
	SUBTOTAL CAPITAL	0	49,767	0	0
	TOTAL	18,753,444	18,920,531	19,821,610	19,548,050

GENERAL FUND

POLICE DEPARTMENT		ACCOUNTING UNIT			
REGIONAL NARCOTIC SUPPRESSION		01114480			
Account Code	LINE ITEM RESOURCES	ACTUAL FY 19-20	ACTUAL FY 20-21	ADOPTED FY 21-22	PROPOSED FY 22-23
61000	Salaries Regular	621,603	101,480	152,450	0
61040	Salaries Overtime	4,194	1,143	10,080	9,400
61100	Retirement-Employer Normal Cost	67,290	10,577	13,350	0
61120	Medicare Insurance	11,735	3,408	1,770	0
61130	Health Insurance	74,008	11,051	18,960	0
61170	Retiree Health Benefits	14,455	2,872	4,480	0
61180	Worker Compensation Insurance	42,233	91,460	26,850	8,630
	SUBTOTAL SALARIES & BENEFITS	835,518	221,991	227,940	18,030
62300	Contract Services-Professional	160	0	8,500	8,500
	SUBTOTAL CONTRACTUALS	160	0	8,500	8,500
63001	Miscellaneous Operating Expenses	780	0	0	0
	SUBTOTAL COMMODITIES	780	0	0	0
65040	IT Maintenance Charge	54,491	42,170	5,760	5,580
65100	Insurance Charges	70,534	69,490	20,590	6,590
65105	Benefits Overhead	0	3,290	300	1,110
65210	Delivery Charges	289	230	230	0
	SUBTOTAL FIXED CHARGES	125,314	115,180	26,880	13,280
	TOTAL	961,772	337,171	263,320	39,810

GENERAL FUND

POLICE DEPARTMENT		ACCOUNTING UNIT			
HOMELAND SECURITY & EMERGENCY MANAGEMENT		01114485			
Account Code	LINE ITEM RESOURCES	ACTUAL FY 19-20	ACTUAL FY 20-21	ADOPTED FY 21-22	PROPOSED FY 22-23
61000	Salaries Regular	93,675	15,434	138,090	145,920
61040	Salaries Overtime	4,483	2,791	10,000	10,000
61100	Retirement-Employer Normal Cost	2,769	283	5,040	4,590
61120	Medicare Insurance	1,411	106	1,870	2,060
61130	Health Insurance	15,506	989	18,960	19,740
61170	Retiree Health Benefits	2,298	2,298	4,780	2,630
61180	Worker Compensation Insurance	5,239	10,030	9,900	1,310
	SUBTOTAL SALARIES & BENEFITS	125,381	31,931	188,640	186,250
62120	Training, Transportation, Meetings	2,790	676	1,000	1,000
62140	Membership, Subscription & Dues	0	0	200	200
62300	Contract Services-Professional	0	1,560	0	0
	SUBTOTAL CONTRACTUALS	2,790	2,236	1,200	1,200
63001	Miscellaneous Operating Expenses	131	13,379	18,700	18,700
63300	Gas & Diesel	924	1,374	2,570	2,570
	SUBTOTAL COMMODITIES	1,054	14,754	21,270	21,270
65010	Rental City Equipment	32,640	32,600	31,390	39,840
65012	Accident Repair & Replacement	3,648	3,600	280	1,430
65040	IT Maintenance Charge	6,024	6,020	5,760	5,580
65100	Insurance Charges	12,510	7,620	7,590	1,000
65105	Benefits Overhead	0	360	330	170
65210	Delivery Charges	49	50	50	0
	SUBTOTAL FIXED CHARGES	54,871	50,250	45,400	48,020
68000	Transfer to Fund 404 (Police Bldg/Ross Annex Debt)	5,130	5,260	5,170	5,150
	SUBTOTAL TRANSFERS	5,130	5,260	5,170	5,150
	TOTAL	189,227	104,431	261,680	261,890

GENERAL FUND

POLICE DEPARTMENT		ACCOUNTING UNIT			
TOBACCO RETAIL LICENSE PRG		01114490			
Account Code	LINE ITEM RESOURCES	ACTUAL FY 19-20	ACTUAL FY 20-21	ADOPTED FY 21-22	PROPOSED FY 22-23
61000	Salaries Regular	0	32,258	95,370	82,570
61040	Salaries Overtime	36,190	41,741	75,000	75,000
61100	Retirement-Employer Normal Cost	0	1,216	3,690	2,570
61120	Medicare Insurance	0	523	1,370	1,150
61130	Health Insurance	0	6,207	18,960	19,740
61170	Retiree Health Benefits	0	1,681	3,520	1,470
61180	Worker Compensation Insurance	1,937	7,340	7,510	2,740
	SUBTOTAL SALARIES & BENEFITS	38,127	90,966	205,420	185,240
62120	Training, Transportation, Meetings	0	0	1,000	1,000
	SUBTOTAL CONTRACTUALS	0	0	1,000	1,000
63001	Miscellaneous Operating Expenses	251	6	500	500
	SUBTOTAL COMMODITIES	251	6	500	500
65040	IT Maintenance Charge	6,024	6,020	5,760	5,580
65100	Insurance Charges	6,860	5,580	5,760	2,090
65105	Benefits Overhead	0	270	330	350
65210	Delivery Charges	28	30	30	0
	SUBTOTAL FIXED CHARGES	12,912	11,900	11,880	8,020
	TOTAL	51,290	102,872	218,800	194,760

**CANNABIS PUBLIC BENEFIT
DEPARTMENT RESOURCE SUMMARY**

POLICE DEPARTMENT

ACTIVITIES		ACTUAL FY 19-20	ACTUAL FY 20-21	ADOPTED FY 21-22	PROPOSED FY 22-23
EXPENDITURES					
01214010	POLICE ENFORCEMENT SERVICES	1,255,031	1,369,448	1,608,510	4,586,610
	TOTAL EXPENDITURES	1,255,031	1,369,448	1,608,510	4,586,610
OPERATING EXPENSES		ACTUAL FY 19-20	ACTUAL FY 20-21	ADOPTED FY 21-22	PROPOSED FY 22-23
61000	SALARIES & BENEFITS	1,133,444	1,281,069	1,399,930	2,155,660
62000	CONTRACTUALS	59,774	57,772	83,600	1,301,460
63000	COMMODITIES	22,181	28,237	31,700	1,031,700
65000	FIXED CHARGES	39,633	2,370	93,280	97,790
	TOTAL	1,255,031	1,369,448	1,608,510	4,586,610

CANNABIS PUBLIC BENEFIT

POLICE DEPARTMENT		ACCOUNTING UNIT			
POLICE ENFORCEMENT SERVICES		01214010			
Account Code	LINE ITEM RESOURCES	ACTUAL FY 19-20	ACTUAL FY 20-21	ADOPTED FY 21-22	PROPOSED FY 22-23
61000	Salaries Regular	726,578	848,275	966,960	1,091,910
61040	Salaries Overtime	146,067	184,538	80,370	679,200
61100	Retirement-Employer Normal Cost	90,543	112,856	117,190	138,890
61120	Medicare Insurance	15,016	17,620	13,450	15,400
61130	Health Insurance	97,918	101,050	113,760	138,180
61170	Retiree Health Benefits	10,869	16,556	34,460	19,920
61180	Worker Compensation Insurance	46,453	174	73,740	72,160
	SUBTOTAL SALARIES & BENEFITS	1,133,444	1,281,069	1,399,930	2,155,660
62010	Communications	0	0	5,400	5,400
62120	Training, Transportation, Meetings	6,674	2,475	11,800	11,800
62300	Contract Services-Professional	53,100	55,297	66,400	1,284,260
	SUBTOTAL CONTRACTUALS	59,774	57,772	83,600	1,301,460
63001	Miscellaneous Operating Expenses	15,620	6,709	31,700	1,031,700
63300	Gas & Diesel	6,561	21,527	0	0
	SUBTOTAL COMMODITIES	22,181	28,237	31,700	1,031,700
65040	IT Maintenance Charge	0	0	34,550	33,460
65100	Insurance Charges	39,470	0	56,530	55,050
65105	Benefits Overhead	0	2,210	2,040	9,280
65210	Delivery Charges	163	160	160	0
	SUBTOTAL FIXED CHARGES	39,633	2,370	93,280	97,790
	TOTAL	1,255,031	1,369,448	1,608,510	4,586,610

**OTS-TRAFFIC OFFENDER PROGRAM
DEPARTMENT RESOURCE SUMMARY**

POLICE DEPARTMENT

ACTIVITIES		ACTUAL FY 19-20	ACTUAL FY 20-21	ADOPTED FY 21-22	PROPOSED FY 22-23
REVENUES					
57490	Traffic Offender-Program Income	11,620	20,600	60,210	55,360
58000	Earning On Investments	811	347	0	0
	TOTAL REVENUES	12,431	20,947	60,210	55,360
EXPENDITURES					
02014405	SAPD TRAFFIC OFFENDER PGM	15,029	24,419	60,210	55,360
	TOTAL EXPENDITURES	15,029	24,419	60,210	55,360
OPERATING EXPENSES		ACTUAL FY 19-20	ACTUAL FY 20-21	ADOPTED FY 21-22	PROPOSED FY 22-23
62000	CONTRACTUALS	15,029	18,512	28,560	26,730
63000	COMMODITIES	0	5,907	31,650	28,630
	TOTAL	15,029	24,419	60,210	55,360

OTS-TRAFFIC OFFENDER PROGRAM

POLICE DEPARTMENT		ACCOUNTING UNIT			
MISCELLENOUS REVENUE		02014002			
Account Code	LINE ITEM RESOURCES	ACTUAL FY 19-20	ACTUAL FY 20-21	ADOPTED FY 21-22	PROPOSED FY 22-23
57490	Traffic Offender-Program Income	11,620	20,600	60,210	55,360
58000	Earning On Investments	811	347	0	0
	SUBTOTAL REVENUES	12,431	20,947	60,210	55,360
	TOTAL	12,431	20,947	60,210	55,360

OTS-TRAFFIC OFFENDER PROGRAM

POLICE DEPARTMENT		ACCOUNTING UNIT			
SAPD TRAFFIC OFFENDER PGM		02014405			
Account Code	LINE ITEM RESOURCES	ACTUAL FY 19-20	ACTUAL FY 20-21	ADOPTED FY 21-22	PROPOSED FY 22-23
62300	Contract Services-Professional	15,029	18,512	28,560	26,730
	SUBTOTAL CONTRACTUALS	15,029	18,512	28,560	26,730
63001	Miscellaneous Operating Expenses	0	5,907	31,650	28,630
	SUBTOTAL COMMODITIES	0	5,907	31,650	28,630
	TOTAL	15,029	24,419	60,210	55,360

**INMATE WELFARE FUND
DEPARTMENT RESOURCE SUMMARY**

POLICE DEPARTMENT

ACTIVITIES	ACTUAL FY 19-20	ACTUAL FY 20-21	ADOPTED FY 21-22	PROPOSED FY 22-23
REVENUES				
57403 Inmate Recovery	775,718	693,715	1,869,540	2,299,510
58000 Earning On Investments	17,175	10,485	0	0
TOTAL REVENUES	792,892	704,200	1,869,540	2,299,510
EXPENDITURES				
02314475 INMATE WELFARE FUND	552,577	184,393	1,869,540	2,299,510
TOTAL EXPENDITURES	552,577	184,393	1,869,540	2,299,510
OPERATING EXPENSES	ACTUAL FY 19-20	ACTUAL FY 20-21	ADOPTED FY 21-22	PROPOSED FY 22-23
62000 CONTRACTUALS	110,799	99,813	625,140	939,120
63000 COMMODITIES	441,778	84,580	1,244,400	1,360,390
TOTAL	552,577	184,393	1,869,540	2,299,510

INMATE WELFARE FUND

POLICE DEPARTMENT
INMATE WELFARE FUND

ACCOUNTING UNIT
02314002

Account Code	LINE ITEM RESOURCES	ACTUAL FY 19-20	ACTUAL FY 20-21	ADOPTED FY 21-22	PROPOSED FY 22-23
57403	Inmate Recovery	775,718	693,715	1,869,540	2,299,510
58000	Earning On Investments	17,175	10,485	0	0
	SUBTOTAL REVENUES	792,892	704,200	1,869,540	2,299,510
	TOTAL	792,892	704,200	1,869,540	2,299,510

INMATE WELFARE FUND

POLICE DEPARTMENT
INMATE WELFARE FUND

ACCOUNTING UNIT
02314475

Account Code	LINE ITEM RESOURCES	ACTUAL FY 19-20	ACTUAL FY 20-21	ADOPTED FY 21-22	PROPOSED FY 22-23
62300	Contract Services-Professional	94,584	95,743	606,080	920,060
62600	Parking Validation	16,215	4,071	19,060	19,060
	SUBTOTAL CONTRACTUALS	110,799	99,813	625,140	939,120
63001	Miscellaneous Operating Expenses	441,778	84,580	1,244,400	1,360,390
	SUBTOTAL COMMODITIES	441,778	84,580	1,244,400	1,360,390
	TOTAL	552,577	184,393	1,869,540	2,299,510

**POLICE ACTIVITIES & PROGRAMS
DEPARTMENT RESOURCE SUMMARY**

POLICE DEPARTMENT

ACTIVITIES		ACTUAL FY 19-20	ACTUAL FY 20-21	ADOPTED FY 21-22	PROPOSED FY 22-23
REVENUES					
57000	Expense Reimbursement	100,000	0	20,600	20,600
57081	Gifts & Donations	1,500	11,000	10,000	51,620
57400	Police OT Reimbursement	514,175	265,514	239,570	493,100
57402	Police Miscellaneous Reimbursement	0	1,000	0	0
57482	Donations-Animal Outreach	4	4,109	0	0
58000	Earning On Investments	0	46	0	0
	TOTAL REVENUES	615,679	281,670	270,170	565,320
EXPENDITURES					
02414400	POLICE SPECIAL REV - GENERAL	533,138	291,912	235,170	513,650
02414410	POLICE SPECIAL REVENUE	56,497	7,409	39,110	51,620
	TOTAL EXPENDITURES	589,635	299,321	274,280	565,270
OPERATING EXPENSES		ACTUAL FY 19-20	ACTUAL FY 20-21	ADOPTED FY 21-22	PROPOSED FY 22-23
61000	SALARIES & BENEFITS	481,451	250,187	208,610	465,460
62000	CONTRACTUALS	11,017	35,183	32,330	36,090
63000	COMMODITIES	4,254	9,286	27,380	36,130
65000	FIXED CHARGES	42,913	4,664	5,960	27,590
66000	CAPITAL	50,000	0	0	0
	TOTAL	589,635	299,321	274,280	565,270

POLICE ACTIVITIES & PROGRAMS

POLICE DEPARTMENT		ACCOUNTING UNIT			
POLICE SPECIAL REV - GENERAL		02414002			
Account Code	LINE ITEM RESOURCES	ACTUAL FY 19-20	ACTUAL FY 20-21	ADOPTED FY 21-22	PROPOSED FY 22-23
57000	Expense Reimbursement	100,000	0	20,600	20,600
57081	Gifts & Donations	1,500	11,000	10,000	51,620
57400	Police OT Reimbursement	514,175	265,514	239,570	493,100
57402	Police Miscellaneous Reimbursement	0	1,000	0	0
57482	Donations-Animal Outreach	4	4,109	0	0
58000	Earning On Investments	0	46	0	0
	SUBTOTAL REVENUES	615,679	281,670	270,170	565,320
	TOTAL	615,679	281,670	270,170	565,320

POLICE ACTIVITIES & PROGRAMS

POLICE DEPARTMENT		ACCOUNTING UNIT			
POLICE SPECIAL REV - GENERAL		02414400			
Account Code	LINE ITEM RESOURCES	ACTUAL FY 19-20	ACTUAL FY 20-21	ADOPTED FY 21-22	PROPOSED FY 22-23
61000	Salaries Regular	383	(383)	0	0
61040	Salaries Overtime	476,881	254,757	208,610	465,490
61100	Retirement-Employer Normal Cost	13	(13)	0	0
61120	Medicare Insurance	3	(3)	0	0
61130	Health Insurance	18	(18)	0	0
61180	Worker Compensation Insurance	3,593	(3,593)	0	(30)
	SUBTOTAL SALARIES & BENEFITS	480,891	250,748	208,610	465,460
62120	Training, Transportation, Meetings	5,935	9,954	7,270	7,270
62300	Contract Services-Professional	3,322	26,546	13,330	13,330
	SUBTOTAL CONTRACTUALS	9,257	36,500	20,600	20,600
63001	Miscellaneous Operating Expenses	77	0	0	0
	SUBTOTAL COMMODITIES	77	0	0	0
65100	Insurance Charges	0	0	0	(30)
65400	Indirect Costs	42,913	4,664	5,960	27,620
	SUBTOTAL FIXED CHARGES	42,913	4,664	5,960	27,590
	TOTAL	533,138	291,912	235,170	513,650

POLICE ACTIVITIES & PROGRAMS

POLICE DEPARTMENT		ACCOUNTING UNIT			
POLICE SPECIAL REVENUE		02414410			
Account Code	LINE ITEM RESOURCES	ACTUAL FY 19-20	ACTUAL FY 20-21	ADOPTED FY 21-22	PROPOSED FY 22-23
61040	Salaries Overtime	560	(560)	0	0
	SUBTOTAL SALARIES & BENEFITS	560	(560)	0	0
62120	Training, Transportation, Meetings	260	0	0	0
62300	Contract Services-Professional	1,500	(1,317)	11,730	15,490
	SUBTOTAL CONTRACTUALS	1,760	(1,317)	11,730	15,490
63001	Miscellaneous Operating Expenses	4,177	9,286	27,380	36,130
	SUBTOTAL COMMODITIES	4,177	9,286	27,380	36,130
66400	Machinery & Equipment	50,000	0	0	0
	SUBTOTAL CAPITAL	50,000	0	0	0
	TOTAL	56,497	7,409	39,110	51,620

**CRIMINAL ACTIVITIES FUND
DEPARTMENT RESOURCE SUMMARY**

POLICE DEPARTMENT

ACTIVITIES		ACTUAL FY 19-20	ACTUAL FY 20-21	ADOPTED FY 21-22	PROPOSED FY 22-23
REVENUES					
57010	Miscellaneous Recoveries	(3,148)	0	0	0
58000	Earning On Investments	1,297	592	0	0
	TOTAL REVENUES	(1,851)	592	0	0
EXPENDITURES					
02614445	CRIMINAL ACTIVITIES FUND	0	0	0	70,520
	TOTAL EXPENDITURES	0	0	0	70,520
OPERATING EXPENSES		ACTUAL FY 19-20	ACTUAL FY 20-21	ADOPTED FY 21-22	PROPOSED FY 22-23
62000	CONTRACTUALS	0	0	0	35,260
63000	COMMODITIES	0	0	0	35,260
	TOTAL	0	0	0	70,520

CRIMINAL ACTIVITIES FUND

POLICE DEPARTMENT		ACCOUNTING UNIT			
CRIMINAL ACTIVITIES-STATE		02614002			
Account Code	LINE ITEM RESOURCES	ACTUAL FY 19-20	ACTUAL FY 20-21	ADOPTED FY 21-22	PROPOSED FY 22-23
57010	Miscellaneous Recoveries	(3,148)	0	0	0
58000	Earning On Investments	1,297	592	0	0
	SUBTOTAL REVENUES	(1,851)	592	0	0
	TOTAL	(1,851)	592	0	0

CRIMINAL ACTIVITIES FUND

POLICE DEPARTMENT

ACCOUNTING UNIT

CRIMINAL ACTIVITIES FUND

02614445

Account Code	LINE ITEM RESOURCES	ACTUAL FY 19-20	ACTUAL FY 20-21	ADOPTED FY 21-22	PROPOSED FY 22-23
62300	Contract Services-Professional	0	0	0	35,260
	SUBTOTAL CONTRACTUALS	0	0	0	35,260
63001	Miscellaneous Operating Expenses	0	0	0	35,260
	SUBTOTAL COMMODITIES	0	0	0	35,260
	TOTAL	0	0	0	70,520

**CITY SERVICES
DEPARTMENT RESOURCE SUMMARY**

POLICE DEPARTMENT

ACTIVITIES	ACTUAL FY 19-20	ACTUAL FY 20-21	ADOPTED FY 21-22	PROPOSED FY 22-23
REVENUES				
53425 PD - Reward Program	0	0	177,600	175,570
57010 Miscellaneous Recoveries	0	99,864	93,670	0
57483 PD - Bequest of Mary Muth-COSA Homeless Prgm	0	0	28,170	27,050
TOTAL REVENUES	0	99,864	299,440	202,620
EXPENDITURES				
05314021 POLICE SERVICES	51,247	108,080	299,440	202,620
TOTAL EXPENDITURES	51,247	108,080	299,440	202,620
OPERATING EXPENSES	ACTUAL FY 19-20	ACTUAL FY 20-21	ADOPTED FY 21-22	PROPOSED FY 22-23
62000 CONTRACTUALS	46,691	108,080	299,440	202,620
63000 COMMODITIES	4,556	0	0	0
TOTAL	51,247	108,080	299,440	202,620

CITY SERVICES

POLICE DEPARTMENT		ACCOUNTING UNIT			
POLICE REVENUE		05314002			
Account Code	LINE ITEM RESOURCES	ACTUAL FY 19-20	ACTUAL FY 20-21	ADOPTED FY 21-22	PROPOSED FY 22-23
53425	PD - Reward Program	0	0	177,600	175,570
57010	Miscellaneous Recoveries	0	99,864	93,670	0
57483	PD - Bequest of Mary Muth-COSA Homeless Prgm	0	0	28,170	27,050
	SUBTOTAL REVENUES	0	99,864	299,440	202,620
	TOTAL	0	99,864	299,440	202,620

CITY SERVICES

POLICE DEPARTMENT		ACCOUNTING UNIT			
POLICE SERVICES		05314021			
Account Code	LINE ITEM RESOURCES	ACTUAL FY 19-20	ACTUAL FY 20-21	ADOPTED FY 21-22	PROPOSED FY 22-23
62000	Utilities	743	2,474	1,210	0
62300	Contract Services-Professional	45,949	105,573	92,460	0
62314	Contract Services-Police Rewar	0	0	177,600	175,570
62317	Contract Services-Bequest of M	0	32	28,170	27,050
	SUBTOTAL CONTRACTUALS	46,691	108,080	299,440	202,620
63001	Miscellaneous Operating Expenses	4,556	0	0	0
	SUBTOTAL COMMODITIES	4,556	0	0	0
	TOTAL	51,247	108,080	299,440	202,620

**CIVIC CENTER MAINTENANCE
DEPARTMENT RESOURCE SUMMARY**

POLICE DEPARTMENT

ACTIVITIES		ACTUAL FY 19-20	ACTUAL FY 20-21	ADOPTED FY 21-22	PROPOSED FY 22-23
EXPENDITURES					
07414400	CIVIC CENTER - SECURITY	2,000,000	1,651,998	1,680,000	2,284,340
	TOTAL EXPENDITURES	2,000,000	1,651,998	1,680,000	2,284,340
OPERATING EXPENSES		ACTUAL FY 19-20	ACTUAL FY 20-21	ADOPTED FY 21-22	PROPOSED FY 22-23
61000	SALARIES & BENEFITS	1,829,943	1,425,970	1,441,370	1,994,180
63000	COMMODITIES	104	26	0	0
65000	FIXED CHARGES	169,953	226,001	238,630	290,160
	TOTAL	2,000,000	1,651,998	1,680,000	2,284,340

CIVIC CENTER MAINTENANCE

POLICE DEPARTMENT		ACCOUNTING UNIT			
CIVIC CENTER - SECURITY		07414400			
Account Code	LINE ITEM RESOURCES	ACTUAL FY 19-20	ACTUAL FY 20-21	ADOPTED FY 21-22	PROPOSED FY 22-23
61000	Salaries Regular	874,375	940,100	1,029,800	960,410
61040	Salaries Overtime	622,429	62,600	0	615,550
61100	Retirement-Employer Normal Cost	144,900	190,041	154,500	168,290
61120	Medicare Insurance	16,893	16,896	14,370	13,580
61130	Health Insurance	136,771	130,761	132,720	138,180
61170	Retiree Health Benefits	17,099	14,322	37,680	18,200
61180	Worker Compensation Insurance	17,476	71,250	72,300	79,970
	SUBTOTAL SALARIES & BENEFITS	1,829,943	1,425,970	1,441,370	1,994,180
63300	Gas & Diesel	104	26	0	0
	SUBTOTAL COMMODITIES	104	26	0	0
65010	Rental City Equipment	7,176	7,200	0	0
65011	Equipment Replacement Charges	14,832	14,800	0	3,770
65012	Accident Repair & Replacement	360	400	0	190
65040	IT Maintenance Charge	0	0	40,300	39,040
65100	Insurance Charges	0	54,130	55,430	61,000
65105	Benefits Overhead	0	2,570	2,360	10,280
65400	Indirect Costs	147,585	146,901	140,540	175,880
	SUBTOTAL FIXED CHARGES	169,953	226,001	238,630	290,160
	TOTAL	2,000,000	1,651,998	1,680,000	2,284,340

**OES UASI
DEPARTMENT RESOURCE SUMMARY**

POLICE DEPARTMENT

ACTIVITIES	ACTUAL FY 19-20	ACTUAL FY 20-21	ADOPTED FY 21-22	PROPOSED FY 22-23
REVENUES				
52001 Federal Grant-Indirect	3,566,587	2,888,383	4,607,780	6,941,060
TOTAL REVENUES	3,566,587	2,888,383	4,607,780	6,941,060
EXPENDITURES				
12514407 UASI CAL OES SANTA ANA	3,789,975	1,111,313	2,662,200	6,200,150
12514491 UASI CAL OES ANAHEIM	530,319	512,934	176,090	740,910
TOTAL EXPENDITURES	4,320,294	1,624,247	2,838,290	6,941,060
OPERATING EXPENSES	ACTUAL FY 19-20	ACTUAL FY 20-21	ADOPTED FY 21-22	PROPOSED FY 22-23
61000 SALARIES & BENEFITS	397,890	368,553	588,140	463,790
62000 CONTRACTUALS	754,690	574,229	1,098,430	1,767,310
63000 COMMODITIES	45,514	24,372	5,000	42,290
65000 FIXED CHARGES	0	0	20,180	29,530
66000 CAPITAL	0	353,646	0	162,340
69000 MISCELLANEOUS	3,122,200	303,448	1,126,540	4,475,800
TOTAL	4,320,294	1,624,247	2,838,290	6,941,060

OES UASI

POLICE DEPARTMENT		ACCOUNTING UNIT			
UASI		12514002			
Account Code	LINE ITEM RESOURCES	ACTUAL FY 19-20	ACTUAL FY 20-21	ADOPTED FY 21-22	PROPOSED FY 22-23
52001	Federal Grant-Indirect	3,566,587	2,888,383	4,607,780	6,941,060
	SUBTOTAL REVENUES	3,566,587	2,888,383	4,607,780	6,941,060
	TOTAL	3,566,587	2,888,383	4,607,780	6,941,060

OES UASI

POLICE DEPARTMENT		ACCOUNTING UNIT			
UASI CAL OES SANTA ANA		12514407			
Account Code	LINE ITEM RESOURCES	ACTUAL FY 19-20	ACTUAL FY 20-21	ADOPTED FY 21-22	PROPOSED FY 22-23
61000	Salaries Regular	136,371	30,272	341,730	311,540
61040	Salaries Overtime	115,094	(1,884)	153,900	36,400
61100	Retirement-Employer Normal Cost	15,299	6,590	37,080	45,360
61120	Medicare Insurance	2,205	610	4,920	4,500
61130	Health Insurance	15,750	5,259	37,920	39,480
61170	Retiree Health Benefits	3,266	564	12,440	5,890
61180	Worker Compensation Insurance	13,452	6,385	0	2,580
	SUBTOTAL SALARIES & BENEFITS	301,437	47,797	587,990	445,750
62010	Communications	82	0	840	1,250
62120	Training, Transportation, Meetings	4,608	(1,350)	1,000	10,000
62300	Contract Services-Professional	315,993	407,627	920,650	1,064,610
62600	Parking Validation	140	21	0	0
	SUBTOTAL CONTRACTUALS	320,823	406,297	922,490	1,075,860
63001	Miscellaneous Operating Expenses	45,514	126	5,000	37,290
	SUBTOTAL COMMODITIES	45,514	126	5,000	37,290
65040	IT Maintenance Charge	0	0	0	11,160
65100	Insurance Charges	0	0	19,480	1,960
65105	Benefits Overhead	0	0	700	330
	SUBTOTAL FIXED CHARGES	0	0	20,180	13,450
66400	Machinery & Equipment	0	353,646	0	152,000
	SUBTOTAL CAPITAL	0	353,646	0	152,000
69140	Payments to Districts	3,122,200	303,448	1,126,540	4,475,800
	SUBTOTAL MISCELLANEOUS	3,122,200	303,448	1,126,540	4,475,800
	TOTAL	3,789,975	1,111,313	2,662,200	6,200,150

OES UASI

POLICE DEPARTMENT		ACCOUNTING UNIT			
UASI CAL OES ANAHEIM		12514491			
Account Code	LINE ITEM RESOURCES	ACTUAL FY 19-20	ACTUAL FY 20-21	ADOPTED FY 21-22	PROPOSED FY 22-23
61000	Salaries Regular	68,439	212,009	0	0
61040	Salaries Overtime	6,018	30,505	150	0
61100	Retirement-Employer Normal Cost	6,986	27,390	0	0
61120	Medicare Insurance	1,166	3,425	0	0
61130	Health Insurance	9,768	24,372	0	0
61170	Retiree Health Benefits	0	3,900	0	0
61180	Worker Compensation Insurance	4,077	19,155	0	18,040
	SUBTOTAL SALARIES & BENEFITS	96,453	320,756	150	18,040
62120	Training, Transportation, Meetings	1,875	(1,875)	0	3,500
62300	Contract Services-Professional	431,991	169,807	175,940	687,950
	SUBTOTAL CONTRACTUALS	433,866	167,932	175,940	691,450
63001	Miscellaneous Operating Expenses	0	24,246	0	5,000
	SUBTOTAL COMMODITIES	0	24,246	0	5,000
65100	Insurance Charges	0	0	0	13,760
65105	Benefits Overhead	0	0	0	2,320
	SUBTOTAL FIXED CHARGES	0	0	0	16,080
66400	Machinery & Equipment	0	0	0	10,340
	SUBTOTAL CAPITAL	0	0	0	10,340
	TOTAL	530,319	512,934	176,090	740,910

**D.O.J. GRANT FUND
DEPARTMENT RESOURCE SUMMARY**

POLICE DEPARTMENT

ACTIVITIES		ACTUAL FY 19-20	ACTUAL FY 20-21	ADOPTED FY 21-22	PROPOSED FY 22-23
REVENUES					
52000	Federal Grant-Direct	0	0	31,730	8,200
52001	Federal Grant-Indirect	0	260,345	760,220	438,010
58000	Earning On Investments	773	84	0	0
59011	Reserve Appropriation	0	0	6,790	0
	TOTAL REVENUES	773	260,429	798,740	446,210
EXPENDITURES					
12714406	OVW-Impr Criminal Justice Resp	10,864	104,206	88,260	8,200
12714409	COPS GRANT HIRING PROGRAM	0	99,372	678,750	438,010
12714410	BODY WORN CAMERA GRANT	30,550	28,598	31,730	0
12714411	BULLETPROOF VEST GRANT	40,000	0	0	0
	TOTAL EXPENDITURES	81,413	232,176	798,740	446,210
OPERATING EXPENSES		ACTUAL FY 19-20	ACTUAL FY 20-21	ADOPTED FY 21-22	PROPOSED FY 22-23
61000	SALARIES & BENEFITS	10,864	203,578	760,220	446,210
62000	CONTRACTUALS	30,550	28,598	31,730	0
63000	COMMODITIES	40,000	0	0	0
69000	MISCELLANEOUS	0	0	6,790	0
	TOTAL	81,413	232,176	798,740	446,210

D.O.J. GRANT FUND

POLICE DEPARTMENT		ACCOUNTING UNIT			
DOJ Grants		12714002			
Account Code	LINE ITEM RESOURCES	ACTUAL FY 19-20	ACTUAL FY 20-21	ADOPTED FY 21-22	PROPOSED FY 22-23
52000	Federal Grant-Direct	0	0	31,730	8,200
52001	Federal Grant-Indirect	0	260,345	760,220	438,010
58000	Earning On Investments	773	84	0	0
59011	Reserve Appropriation	0	0	6,790	0
	SUBTOTAL REVENUES	773	260,429	798,740	446,210
	TOTAL	773	260,429	798,740	446,210

D.O.J. GRANT FUND

POLICE DEPARTMENT		ACCOUNTING UNIT			
OVW-Impr Criminal Justice Resp		12714406			
Account Code	LINE ITEM RESOURCES	ACTUAL FY 19-20	ACTUAL FY 20-21	ADOPTED FY 21-22	PROPOSED FY 22-23
61040	Salaries Overtime	10,864	104,206	81,470	8,200
	SUBTOTAL SALARIES & BENEFITS	10,864	104,206	81,470	8,200
69011	Reserve Appropriation	0	0	6,790	0
	SUBTOTAL MISCELLANEOUS	0	0	6,790	0
	TOTAL	10,864	104,206	88,260	8,200

D.O.J. GRANT FUND

POLICE DEPARTMENT		ACCOUNTING UNIT			
COPS GRANT HIRING PROGRAM		12714409			
Account Code	LINE ITEM RESOURCES	ACTUAL FY 19-20	ACTUAL FY 20-21	ADOPTED FY 21-22	PROPOSED FY 22-23
61000	Salaries Regular	0	76,449	474,140	321,450
61100	Retirement-Employer Normal Cost	0	9,224	101,070	44,320
61120	Medicare Insurance	0	1,099	6,840	4,660
61130	Health Insurance	0	12,600	77,700	67,580
61170	Retiree Health Benefits	0	0	19,000	0
	SUBTOTAL SALARIES & BENEFITS	0	99,372	678,750	438,010
	TOTAL	0	99,372	678,750	438,010

D.O.J. GRANT FUND

POLICE DEPARTMENT

ACCOUNTING UNIT

BODY WORN CAMERA GRANT

12714410

Account Code	LINE ITEM RESOURCES	ACTUAL FY 19-20	ACTUAL FY 20-21	ADOPTED FY 21-22	PROPOSED FY 22-23
62300	Contract Services-Professional	30,550	28,598	31,730	0
	SUBTOTAL CONTRACTUALS	30,550	28,598	31,730	0
	TOTAL	30,550	28,598	31,730	0

D.O.J. GRANT FUND

POLICE DEPARTMENT

ACCOUNTING UNIT

BULLETPROOF VEST GRANT

12714411

Account Code	LINE ITEM RESOURCES	ACTUAL FY 19-20	ACTUAL FY 20-21	ADOPTED FY 21-22	PROPOSED FY 22-23
63001	Miscellaneous Operating Expenses	40,000	0	0	0
	SUBTOTAL COMMODITIES	40,000	0	0	0
	TOTAL	40,000	0	0	0

**LAW ENFORCEMENT GRANTS
DEPARTMENT RESOURCE SUMMARY**

POLICE DEPARTMENT

ACTIVITIES	ACTUAL FY 19-20	ACTUAL FY 20-21	ADOPTED FY 21-22	PROPOSED FY 22-23
REVENUES				
52001 Federal Grant-Indirect	42,138	134,932	75,360	49,050
52025 State Grants-Direct	76,395	0	28,630	0
52026 State Grants-Indirect SLESF	799,734	799,331	671,690	0
58000 Earning On Investments	9,982	8,372	0	0
TOTAL REVENUES	928,249	942,635	775,680	49,050
EXPENDITURES				
12814407 SUPPLEMENTAL LAW ENFORCEMENT SERVICES ACCOUNT (SLESA)	115,514	745,886	671,700	829,970
12814409 BYRNE JUSTICE ASSISTANCE (JAG)	155,876	164,028	75,360	0
12814414 EMPG Grant	42,760	0	0	0
12814415 ABC Grant	79,405	0	0	0
12814416 HMGP	0	0	0	74,000
12814417 SEXUAL ASSAULT EVIDENCE GRANT	0	19,836	28,630	0
TOTAL EXPENDITURES	393,555	929,750	775,690	903,970
OPERATING EXPENSES	ACTUAL FY 19-20	ACTUAL FY 20-21	ADOPTED FY 21-22	PROPOSED FY 22-23
61000 SALARIES & BENEFITS	232,094	76,231	103,990	0
62000 CONTRACTUALS	158,997	514,722	389,600	571,980
63000 COMMODITIES	2,464	215,886	282,100	331,990
66000 CAPITAL	0	122,912	0	0
TOTAL	393,555	929,750	775,690	903,970

LAW ENFORCEMENT GRANTS

POLICE DEPARTMENT		ACCOUNTING UNIT			
HMGP		12814416			
Account Code	LINE ITEM RESOURCES	ACTUAL FY 19-20	ACTUAL FY 20-21	ADOPTED FY 21-22	PROPOSED FY 22-23
62300	Contract Services-Professional	0	0	0	74,000
	SUBTOTAL CONTRACTUALS	0	0	0	74,000
	TOTAL	0	0	0	74,000

LAW ENFORCEMENT GRANTS

POLICE DEPARTMENT

ACCOUNTING UNIT

SEXUAL ASSAULT EVIDENCE GRANT

12814417

Account Code	LINE ITEM RESOURCES	ACTUAL FY 19-20	ACTUAL FY 20-21	ADOPTED FY 21-22	PROPOSED FY 22-23
61040	Salaries Overtime	0	19,836	28,630	0
	SUBTOTAL SALARIES & BENEFITS	0	19,836	28,630	0
	TOTAL	0	19,836	28,630	0

LAW ENFORCEMENT GRANTS

POLICE DEPARTMENT		ACCOUNTING UNIT			
LAW ENFORCEMENT GRANTS REVENUE		12814002			
Account Code	LINE ITEM RESOURCES	ACTUAL FY 19-20	ACTUAL FY 20-21	ADOPTED FY 21-22	PROPOSED FY 22-23
52001	Federal Grant-Indirect	42,138	134,932	75,360	49,050
52025	State Grants-Direct	76,395	0	28,630	0
52026	State Grants-Indirect SLESF	799,734	799,331	671,690	0
58000	Earning On Investments	9,982	8,372	0	0
	SUBTOTAL REVENUES	928,249	942,635	775,680	49,050
	TOTAL	928,249	942,635	775,680	49,050

LAW ENFORCEMENT GRANTS

POLICE DEPARTMENT		ACCOUNTING UNIT			
SUPPLEMENTAL LAW ENFORCEMENT SERVICES ACCOUNT (SLESA)		12814407			
Account Code	LINE ITEM RESOURCES	ACTUAL FY 19-20	ACTUAL FY 20-21	ADOPTED FY 21-22	PROPOSED FY 22-23
61040	Salaries Overtime	(723)	0	0	0
	SUBTOTAL SALARIES & BENEFITS	(723)	0	0	0
62300	Contract Services-Professional	116,237	514,722	389,600	497,980
	SUBTOTAL CONTRACTUALS	116,237	514,722	389,600	497,980
63001	Miscellaneous Operating Expenses	0	108,252	282,100	331,990
	SUBTOTAL COMMODITIES	0	108,252	282,100	331,990
66400	Machinery & Equipment	0	122,912	0	0
	SUBTOTAL CAPITAL	0	122,912	0	0
	TOTAL	115,514	745,886	671,700	829,970

LAW ENFORCEMENT GRANTS

POLICE DEPARTMENT		ACCOUNTING UNIT			
BYRNE JUSTICE ASSISTANCE (JAG)		12814409			
Account Code	LINE ITEM RESOURCES	ACTUAL FY 19-20	ACTUAL FY 20-21	ADOPTED FY 21-22	PROPOSED FY 22-23
61040	Salaries Overtime	155,857	56,414	75,360	0
61180	Worker Compensation Insurance	19	(19)	0	0
	SUBTOTAL SALARIES & BENEFITS	155,876	56,395	75,360	0
63001	Miscellaneous Operating Expenses	0	107,633	0	0
	SUBTOTAL COMMODITIES	0	107,633	0	0
	TOTAL	155,876	164,028	75,360	0

LAW ENFORCEMENT GRANTS

POLICE DEPARTMENT		ACCOUNTING UNIT			
EMPG Grant		12814414			
Account Code	LINE ITEM RESOURCES	ACTUAL FY 19-20	ACTUAL FY 20-21	ADOPTED FY 21-22	PROPOSED FY 22-23
62300	Contract Services-Professional	42,760	0	0	0
	SUBTOTAL CONTRACTUALS	42,760	0	0	0
	TOTAL	42,760	0	0	0

LAW ENFORCEMENT GRANTS

POLICE DEPARTMENT		ACCOUNTING UNIT			
ABC Grant		12814415			
Account Code	LINE ITEM RESOURCES	ACTUAL FY 19-20	ACTUAL FY 20-21	ADOPTED FY 21-22	PROPOSED FY 22-23
61040	Salaries Overtime	73,030	0	0	0
61180	Worker Compensation Insurance	3,911	0	0	0
	SUBTOTAL SALARIES & BENEFITS	76,941	0	0	0
63001	Miscellaneous Operating Expenses	2,464	0	0	0
	SUBTOTAL COMMODITIES	2,464	0	0	0
	TOTAL	79,405	0	0	0

**OFFICE OF TRAFFIC SAFETY GRANT
DEPARTMENT RESOURCE SUMMARY**

POLICE DEPARTMENT

ACTIVITIES		ACTUAL FY 19-20	ACTUAL FY 20-21	ADOPTED FY 21-22	PROPOSED FY 22-23
REVENUES					
52001	Federal Grant-Indirect	464,750	563,341	141,360	165,000
	TOTAL REVENUES	464,750	563,341	141,360	165,000
EXPENDITURES					
16514414	SELECTIVE TRAFFIC ENFORCEMENT	512,397	520,188	141,360	165,000
	TOTAL EXPENDITURES	512,397	520,188	141,360	165,000
OPERATING EXPENSES		ACTUAL FY 19-20	ACTUAL FY 20-21	ADOPTED FY 21-22	PROPOSED FY 22-23
61000	SALARIES & BENEFITS	393,033	463,593	141,360	165,000
62000	CONTRACTUALS	1,500	19,875	0	0
63000	COMMODITIES	117,864	11,920	0	0
66000	CAPITAL	0	24,800	0	0
	TOTAL	512,397	520,188	141,360	165,000

OFFICE OF TRAFFIC SAFETY GRANT

POLICE DEPARTMENT		ACCOUNTING UNIT			
OTS-TRAFFIC OFFENDER PRGRM GR		16514002			
Account Code	LINE ITEM RESOURCES	ACTUAL FY 19-20	ACTUAL FY 20-21	ADOPTED FY 21-22	PROPOSED FY 22-23
52001	Federal Grant-Indirect	464,750	563,341	141,360	165,000
	SUBTOTAL REVENUES	464,750	563,341	141,360	165,000
	TOTAL	464,750	563,341	141,360	165,000

OFFICE OF TRAFFIC SAFETY GRANT

POLICE DEPARTMENT		ACCOUNTING UNIT			
SELECTIVE TRAFFIC ENFORCEMENT		16514414			
Account Code	LINE ITEM RESOURCES	ACTUAL FY 19-20	ACTUAL FY 20-21	ADOPTED FY 21-22	PROPOSED FY 22-23
61040	Salaries Overtime	377,966	463,593	141,360	165,000
61180	Worker Compensation Insurance	15,067	0	0	0
	SUBTOTAL SALARIES & BENEFITS	393,033	463,593	141,360	165,000
62120	Training, Transportation, Meetings	1,500	275	0	0
62300	Contract Services-Professional	0	19,600	0	0
	SUBTOTAL CONTRACTUALS	1,500	19,875	0	0
63001	Miscellaneous Operating Expenses	117,864	11,920	0	0
	SUBTOTAL COMMODITIES	117,864	11,920	0	0
66400	Machinery & Equipment	0	24,800	0	0
	SUBTOTAL CAPITAL	0	24,800	0	0
	TOTAL	512,397	520,188	141,360	165,000

**US DOJ ASSET FORFEITURE FUND
DEPARTMENT RESOURCE SUMMARY**

POLICE DEPARTMENT

ACTIVITIES		ACTUAL FY 19-20	ACTUAL FY 20-21	ADOPTED FY 21-22	PROPOSED FY 22-23
REVENUES					
57405	Evidence Recovery/DOJ	24,001	25,463	0	0
57410	Evidence Recovery/RNSP	741,939	248,837	0	0
58000	Earning On Investments	24,452	11,002	0	0
	TOTAL REVENUES	790,392	285,302	0	0
EXPENDITURES					
16614450	US DEPT OF JUSTICE AFF	517,261	498,666	760,240	758,500
	TOTAL EXPENDITURES	517,261	498,666	760,240	758,500
OPERATING EXPENSES		ACTUAL FY 19-20	ACTUAL FY 20-21	ADOPTED FY 21-22	PROPOSED FY 22-23
61000	SALARIES & BENEFITS	188,694	21,879	35,510	35,510
62000	CONTRACTUALS	259,797	259,578	490,080	359,510
63000	COMMODITIES	50,165	0	230,500	359,510
65000	FIXED CHARGES	18,605	2,652	4,150	3,970
66000	CAPITAL	0	214,557	0	0
	TOTAL	517,261	498,666	760,240	758,500

US DOJ ASSET FORFEITURE FUND

POLICE DEPARTMENT		ACCOUNTING UNIT			
US DOJ ASSET FORFEITURE FUND		16614002			
Account Code	LINE ITEM RESOURCES	ACTUAL FY 19-20	ACTUAL FY 20-21	ADOPTED FY 21-22	PROPOSED FY 22-23
57405	Evidence Recovery/DOJ	24,001	25,463	0	0
57410	Evidence Recovery/RNSP	741,939	248,837	0	0
58000	Earning On Investments	24,452	11,002	0	0
	SUBTOTAL REVENUES	790,392	285,302	0	0
	TOTAL	790,392	285,302	0	0

US DOJ ASSET FORFEITURE FUND

POLICE DEPARTMENT		ACCOUNTING UNIT			
US DEPT OF JUSTICE AFF		16614450			
Account Code	LINE ITEM RESOURCES	ACTUAL FY 19-20	ACTUAL FY 20-21	ADOPTED FY 21-22	PROPOSED FY 22-23
61040	Salaries Overtime	188,694	21,879	35,510	35,510
	SUBTOTAL SALARIES & BENEFITS	188,694	21,879	35,510	35,510
62300	Contract Services-Professional	259,797	259,578	490,080	359,510
	SUBTOTAL CONTRACTUALS	259,797	259,578	490,080	359,510
63001	Miscellaneous Operating Expenses	50,165	0	230,500	359,510
	SUBTOTAL COMMODITIES	50,165	0	230,500	359,510
65400	Indirect Costs	18,605	2,652	4,150	3,970
	SUBTOTAL FIXED CHARGES	18,605	2,652	4,150	3,970
66400	Machinery & Equipment	0	214,557	0	0
	SUBTOTAL CAPITAL	0	214,557	0	0
	TOTAL	517,261	498,666	760,240	758,500

**US TREASURY ASSET FORFEITURE
DEPARTMENT RESOURCE SUMMARY**

POLICE DEPARTMENT

ACTIVITIES	ACTUAL FY 19-20	ACTUAL FY 20-21	ADOPTED FY 21-22	PROPOSED FY 22-23
REVENUES				
57406 Evidence Recovery/US Treasury	119,451	0	0	0
57410 Evidence Recovery/RNSP	0	10,582	0	0
58000 Earning On Investments	10,555	1,487	0	0
TOTAL REVENUES	130,006	12,068	0	0
EXPENDITURES				
16714455 US DEPT OF TREASURY AFF	285,036	179,995	142,270	139,280
TOTAL EXPENDITURES	285,036	179,995	142,270	139,280
OPERATING EXPENSES	ACTUAL FY 19-20	ACTUAL FY 20-21	ADOPTED FY 21-22	PROPOSED FY 22-23
62000 CONTRACTUALS	205,082	0	85,360	83,570
63000 COMMODITIES	79,954	41,697	56,910	55,710
66000 CAPITAL	0	138,298	0	0
TOTAL	285,036	179,995	142,270	139,280

US TREASURY ASSET FORFEITURE

POLICE DEPARTMENT		ACCOUNTING UNIT			
US TREASURY ASSET FORFEITURE		16714002			
Account Code	LINE ITEM RESOURCES	ACTUAL FY 19-20	ACTUAL FY 20-21	ADOPTED FY 21-22	PROPOSED FY 22-23
57406	Evidence Recovery/US Treasury	119,451	0	0	0
57410	Evidence Recovery/RNSP	0	10,582	0	0
58000	Earning On Investments	10,555	1,487	0	0
	SUBTOTAL REVENUES	130,006	12,068	0	0
	TOTAL	130,006	12,068	0	0

US TREASURY ASSET FORFEITURE

POLICE DEPARTMENT		ACCOUNTING UNIT			
US DEPT OF TREASURY AFF		16714455			
Account Code	LINE ITEM RESOURCES	ACTUAL FY 19-20	ACTUAL FY 20-21	ADOPTED FY 21-22	PROPOSED FY 22-23
62300	Contract Services-Professional	205,082	0	85,360	83,570
	SUBTOTAL CONTRACTUALS	205,082	0	85,360	83,570
63001	Miscellaneous Operating Expenses	79,954	41,697	56,910	55,710
	SUBTOTAL COMMODITIES	79,954	41,697	56,910	55,710
66400	Machinery & Equipment	0	138,298	0	0
	SUBTOTAL CAPITAL	0	138,298	0	0
	TOTAL	285,036	179,995	142,270	139,280

**CARES Act- CESF PD
DEPARTMENT RESOURCE SUMMARY**

POLICE DEPARTMENT

ACTIVITIES		ACTUAL FY 19-20	ACTUAL FY 20-21	ADOPTED FY 21-22	PROPOSED FY 22-23
REVENUES					
52008	Federal Grant-Direct COVID	0	368,122	0	0
	TOTAL REVENUES	0	368,122	0	0
EXPENDITURES					
17514400	CARES ACT-CESF	344,739	23,383	0	0
	TOTAL EXPENDITURES	344,739	23,383	0	0
OPERATING EXPENSES		ACTUAL FY 19-20	ACTUAL FY 20-21	ADOPTED FY 21-22	PROPOSED FY 22-23
61000	SALARIES & BENEFITS	89,889	23,383	0	0
62000	CONTRACTUALS	88,679	0	0	0
63000	COMMODITIES	166,171	0	0	0
	TOTAL	344,739	23,383	0	0

CARES Act- CESF PD

POLICE DEPARTMENT		ACCOUNTING UNIT			
CREA-Act-CESF Revenue		17514002			
Account Code	LINE ITEM RESOURCES	ACTUAL FY 19-20	ACTUAL FY 20-21	ADOPTED FY 21-22	PROPOSED FY 22-23
52008	Federal Grant-Direct COVID	0	368,122	0	0
	SUBTOTAL REVENUES	0	368,122	0	0
	TOTAL	0	368,122	0	0

CARES Act- CESF PD

POLICE DEPARTMENT		ACCOUNTING UNIT			
CARES ACT-CESF		17514400			
Account Code	LINE ITEM RESOURCES	ACTUAL FY 19-20	ACTUAL FY 20-21	ADOPTED FY 21-22	PROPOSED FY 22-23
61040	Salaries Overtime	89,889	23,383	0	0
	SUBTOTAL SALARIES & BENEFITS	89,889	23,383	0	0
62300	Contract Services-Professional	88,679	0	0	0
	SUBTOTAL CONTRACTUALS	88,679	0	0	0
63001	Miscellaneous Operating Expenses	166,171	0	0	0
	SUBTOTAL COMMODITIES	166,171	0	0	0
	TOTAL	344,739	23,383	0	0

**CARES ACT-STATE
DEPARTMENT RESOURCE SUMMARY**

POLICE DEPARTMENT

ACTIVITIES		ACTUAL FY 19-20	ACTUAL FY 20-21	ADOPTED FY 21-22	PROPOSED FY 22-23
EXPENDITURES					
17614400	CARES ACT-STATE PD	0	4,451,309	0	0
	TOTAL EXPENDITURES	0	4,451,309	0	0
OPERATING EXPENSES		ACTUAL FY 19-20	ACTUAL FY 20-21	ADOPTED FY 21-22	PROPOSED FY 22-23
61000	SALARIES & BENEFITS	0	4,451,309	0	0
	TOTAL	0	4,451,309	0	0

CARES ACT-STATE

POLICE DEPARTMENT		ACCOUNTING UNIT			
CARES ACT-STATE PD		17614400			
Account Code	LINE ITEM RESOURCES	ACTUAL FY 19-20	ACTUAL FY 20-21	ADOPTED FY 21-22	PROPOSED FY 22-23
61000	Salaries Regular	0	4,451,309	0	0
	SUBTOTAL SALARIES & BENEFITS	0	4,451,309	0	0
	TOTAL	0	4,451,309	0	0

**American Rescue Plan Act
DEPARTMENT RESOURCE SUMMARY**

POLICE DEPARTMENT

ACTIVITIES	ACTUAL FY 19-20	ACTUAL FY 20-21	ADOPTED FY 21-22	PROPOSED FY 22-23
EXPENDITURES				
18114013 ARPA-PD	0	0	0	36,660
TOTAL EXPENDITURES	0	0	0	36,660
OPERATING EXPENSES	ACTUAL FY 19-20	ACTUAL FY 20-21	ADOPTED FY 21-22	PROPOSED FY 22-23
61000 SALARIES & BENEFITS	0	0	0	36,660
TOTAL	0	0	0	36,660

American Rescue Plan Act

POLICE DEPARTMENT		ACCOUNTING UNIT			
ARPA-PD		18114013			
Account Code	LINE ITEM RESOURCES	ACTUAL FY 19-20	ACTUAL FY 20-21	ADOPTED FY 21-22	PROPOSED FY 22-23
61020	Salaries Part-Time	0	0	0	34,840
61110	Part-Time Retirement	0	0	0	1,310
61120	Medicare Insurance	0	0	0	510
	SUBTOTAL SALARIES & BENEFITS	0	0	0	36,660
	TOTAL	0	0	0	36,660

Fire Department



**This Page Intentionally
Left Blank**



Fire Department

REVENUE

Fund	ACTUAL FY 19-20	ACTUAL FY 20-21	ADOPTED FY 21-22	PROPOSED FY 22-23
011 GENERAL FUND	7,351,578	5,844,480	6,570,000	6,695,000
120 FIRE FACILITIES FUND	30,046	1,072,199	723,500	780,100
TOTAL REVENUE	7,381,625	6,916,679	7,293,500	7,475,100

EXPENDITURE

Fund	ACTUAL FY 19-20	ACTUAL FY 20-21	ADOPTED FY 21-22	PROPOSED FY 22-23
011 GENERAL FUND	46,841,773	45,772,912	51,618,690	53,956,950
120 FIRE FACILITIES FUND	642,524	839,252	723,500	2,728,100
174 CARES ACT	-	15,815	-	-
176 CARES ACT-STATE	-	2,795,183	-	-
TOTAL EXPENDITURE	47,484,297	49,423,163	52,342,190	56,685,050

GENERAL FUND

FIRE DEPARTMENT		ACCOUNTING UNIT			
FIRE - ADMIN AND SUPPORT		01115002			
Account Code	LINE ITEM RESOURCES	ACTUAL FY 19-20	ACTUAL FY 20-21	ADOPTED FY 21-22	PROPOSED FY 22-23
53509	Paramedic Subscription Fee	162,927	179,274	195,000	195,000
53510	Paramedic Services Charge	7,188,651	5,665,206	6,375,000	6,500,000
	SUBTOTAL REVENUES	7,351,578	5,844,480	6,570,000	6,695,000
	TOTAL	7,351,578	5,844,480	6,570,000	6,695,000

**GENERAL FUND
DEPARTMENT RESOURCE SUMMARY**

FIRE DEPARTMENT

ACTIVITIES	ACTUAL FY 19-20	ACTUAL FY 20-21	ADOPTED FY 21-22	PROPOSED FY 22-23
EXPENDITURES				
01115017 FIRE - SERVICE ENHANCEMENT	0	0	0	4,489,000
01115330 FIRE SUPPRESSION/EMS	46,841,773	42,726,835	51,618,690	49,467,950
TOTAL EXPENDITURES	46,841,773	42,726,835	51,618,690	53,956,950
OPERATING EXPENSES	ACTUAL FY 19-20	ACTUAL FY 20-21	ADOPTED FY 21-22	PROPOSED FY 22-23
62000 CONTRACTUALS	46,838,043	42,723,075	51,615,000	53,953,270
68000 TRANSFERS	3,730	3,760	3,690	3,680
TOTAL	46,841,773	42,726,835	51,618,690	53,956,950

GENERAL FUND

FIRE DEPARTMENT		ACCOUNTING UNIT			
FIRE - SERVICE ENHANCEMENT		01115017			
Account Code	LINE ITEM RESOURCES	ACTUAL FY 19-20	ACTUAL FY 20-21	ADOPTED FY 21-22	PROPOSED FY 22-23
62300	Contract Services-Professional	0	0	0	4,175,000
62339	Contract Services-Care Ambulance	0	0	0	314,000
	SUBTOTAL CONTRACTUALS	0	0	0	4,489,000
	TOTAL	0	0	0	4,489,000

GENERAL FUND

FIRE DEPARTMENT		ACCOUNTING UNIT			
FIRE SUPPRESSION/EMS		01115330			
Account Code	LINE ITEM RESOURCES	ACTUAL FY 19-20	ACTUAL FY 20-21	ADOPTED FY 21-22	PROPOSED FY 22-23
62010	Communications	1,989	1,342	0	0
62251	Other Agency Services	13,516	13,516	15,000	14,270
62300	Contract Services-Professional	46,822,538	38,924,697	46,500,000	44,500,000
62338	Contract Services-Wittman Enterprise	0	271,082	350,000	350,000
62339	Contract Services-Care Ambulance	0	3,512,439	4,750,000	4,600,000
	SUBTOTAL CONTRACTUALS	46,838,043	42,723,075	51,615,000	49,464,270
68000	Transfer to Fund 404 (Police Bldg/Ross Annex Debt)	3,730	3,760	3,690	3,680
	SUBTOTAL TRANSFERS	3,730	3,760	3,690	3,680
	TOTAL	46,841,773	42,726,835	51,618,690	49,467,950

**FIRE FACILITIES FUND
DEPARTMENT RESOURCE SUMMARY**

FIRE DEPARTMENT

ACTIVITIES	ACTUAL FY 19-20	ACTUAL FY 20-21	ADOPTED FY 21-22	PROPOSED FY 22-23
REVENUES				
53700 Improvement Fee	30,046	1,072,199	723,500	780,100
TOTAL REVENUES	30,046	1,072,199	723,500	780,100
EXPENDITURES				
12015330 FIRE FACILITIES FUND	642,524	839,252	723,500	2,728,100
TOTAL EXPENDITURES	642,524	839,252	723,500	2,728,100
OPERATING EXPENSES	ACTUAL FY 19-20	ACTUAL FY 20-21	ADOPTED FY 21-22	PROPOSED FY 22-23
62000 CONTRACTUALS	642,524	716,762	723,500	2,728,100
66000 CAPITAL	0	122,490	0	0
TOTAL	642,524	839,252	723,500	2,728,100

FIRE FACILITIES FUND

FIRE DEPARTMENT		ACCOUNTING UNIT			
FIRE FACILITIES FUND		12015002			
Account Code	LINE ITEM RESOURCES	ACTUAL FY 19-20	ACTUAL FY 20-21	ADOPTED FY 21-22	PROPOSED FY 22-23
53700	Improvement Fee	30,046	1,072,199	723,500	780,100
	SUBTOTAL REVENUES	30,046	1,072,199	723,500	780,100
	TOTAL	30,046	1,072,199	723,500	780,100

FIRE FACILITIES FUND

FIRE DEPARTMENT		ACCOUNTING UNIT			
FIRE FACILITIES FUND		12015330			
Account Code	LINE ITEM RESOURCES	ACTUAL FY 19-20	ACTUAL FY 20-21	ADOPTED FY 21-22	PROPOSED FY 22-23
62300	Contract Services-Professional	642,524	716,762	723,500	2,728,100
	SUBTOTAL CONTRACTUALS	642,524	716,762	723,500	2,728,100
66220	Improvements Other Than Building	0	122,490	0	0
	SUBTOTAL CAPITAL	0	122,490	0	0
	TOTAL	642,524	839,252	723,500	2,728,100

**CARES ACT
DEPARTMENT RESOURCE SUMMARY**

FIRE DEPARTMENT

ACTIVITIES	ACTUAL FY 19-20	ACTUAL FY 20-21	ADOPTED FY 21-22	PROPOSED FY 22-23
EXPENDITURES				
17415300 CARES ACT- CONTY OCFA	0	15,815	0	0
TOTAL EXPENDITURES	0	15,815	0	0
OPERATING EXPENSES	ACTUAL FY 19-20	ACTUAL FY 20-21	ADOPTED FY 21-22	PROPOSED FY 22-23
63000 COMMODITIES	0	15,815	0	0
TOTAL	0	15,815	0	0

CARES ACT

FIRE DEPARTMENT		ACCOUNTING UNIT			
CARES ACT- CONTY OCFA		17415300			
Account Code	LINE ITEM RESOURCES	ACTUAL FY 19-20	ACTUAL FY 20-21	ADOPTED FY 21-22	PROPOSED FY 22-23
63001	Miscellaneous Operating Expenses	0	15,815	0	0
	SUBTOTAL COMMODITIES	0	15,815	0	0
	TOTAL	0	15,815	0	0

**CARES ACT-STATE
DEPARTMENT RESOURCE SUMMARY**

FIRE DEPARTMENT

ACTIVITIES		ACTUAL FY 19-20	ACTUAL FY 20-21	ADOPTED FY 21-22	PROPOSED FY 22-23
EXPENDITURES					
17615300	CARES ACT-STATE FIRE	0	2,795,183	0	0
	TOTAL EXPENDITURES	0	2,795,183	0	0
OPERATING EXPENSES		ACTUAL FY 19-20	ACTUAL FY 20-21	ADOPTED FY 21-22	PROPOSED FY 22-23
62000	CONTRACTUALS	0	2,795,183	0	0
	TOTAL	0	2,795,183	0	0

CARES ACT-STATE

FIRE DEPARTMENT		ACCOUNTING UNIT			
CARES ACT-STATE FIRE		17615300			
Account Code	LINE ITEM RESOURCES	ACTUAL FY 19-20	ACTUAL FY 20-21	ADOPTED FY 21-22	PROPOSED FY 22-23
62300	Contract Services-Professional	0	2,795,183	0	0
	SUBTOTAL CONTRACTUALS	0	2,795,183	0	0
	TOTAL	0	2,795,183	0	0

Planning and Building Agency



**This Page Intentionally
Left Blank**



Planning and Building Agency Position Summary			
Authorized Personnel	Funded FY 21-22	Workforce Changes	Funded FY 22-23
Accounting Assistant	0	1	1
Administrative Services Manager (MM)	1	0	1
Animal Service Officer I	2	0	2
Assistant Community Planner	0	1	1
Assistant Director of Planning and Building	1	0	1
Assistant Plan Check Engineer*	2	0	2
Assistant Planner I*	3	0	3
Assistant Planner II	1	0	1
Associate Plan Check Engineer	1	0	1
Associate Planner	3	0	3
Building Safety Manager (MM)	1	0	1
Code Enforcement Associate	2	(1)	1
Code Enforcement Officer	16	4	20
Code Enforcement Principal (AM)	2	0	2
Code Enforcement Supervisor	2	0	2
Combination Building Inspector	10	0	10
Executive Dir Planning and Bldg. Safety (EM)	1	0	1
Executive Secretary (UC)	1	0	1
Management Aide	1	0	1
Management Analyst (UC)*	2	0	2
Permit Services Principal	0	1	1
Permit Services Processor	2	0	2
Permit Services Supervisor	1	(1)	0
Permit Services Technician*	4	(2)	2
Planning Assistant	1	(1)	0
Planning Commission Secretary	1	0	1
Planning Manager (MM)	1	0	1
Planning Technician **	0	2	2
Plans Examiner	2	0	2
Principal Community Planner	0	1	1
Principal Plan Check Engineer	0	1	1
Principal Planner (AM)	2	0	2
Receptionist	1	0	1
Records Specialist	0	1	1
Secretary	1	0	1
Senior Combination Building Inspector	2	0	2
Senior Community Planner	2	0	2
Senior Office Assistant	5	0	5
Senior Office Assistant - Building	0	1	1
Senior Office Specialist	1	0	1
Senior Permit Services Technician	0	2	2
Senior Plan Check Engineer	3	(1)	2
Senior Planner	3	0	3
Supervisor of Inspections/Principal	0	1	1
Funded Total	84	10	94

*Positions funded by American Rescue Plan Act Reso#2021-057

**Part time positions became full-time

GENERAL FUND TOTAL	78.15
FEDERAL/STATE GRANTS	4.85
CANNABIS PUBLIC BENEFIT FUND	11.00
TOTAL FUNDED POSITION	94.00

**This Page Intentionally
Left Blank**



Plng & Blg Agy

REVENUE

Fund	ACTUAL FY 19-20	ACTUAL FY 20-21	ADOPTED FY 21-22	PROPOSED FY 22-23
011 GENERAL FUND	11,272,243	11,059,151	10,421,470	10,370,830
016 CASp CERTIFICATION AND TRAINING FUND	90,392	90,579	85,000	85,000
053 CITY SERVICES	1,895,460	1,346,027	3,133,800	3,268,900
110 SMIP	-	97,777	16,000	16,000
121 SPECIAL REPAIR/DEMOLITION	11,071	199,098	30,000	160,000
158 SB2 Planning	-	-	-	1,276,020
403 SCAG GRANTS	185,478	14,050	-	-
TOTAL REVENUE	13,454,644	12,806,681	13,686,270	15,176,750

EXPENDITURE

Fund	ACTUAL FY 19-20	ACTUAL FY 20-21	ADOPTED FY 21-22	PROPOSED FY 22-23
011 GENERAL FUND	14,614,738	14,977,766	15,535,280	19,545,470
012 CANNABIS PUBLIC BENEFIT	165,629	269,977	978,970	1,303,090
016 CASp CERTIFICATION AND TRAINING FUND	9,680	2,453	85,000	85,000
031 AIR QUALITY IMPR. (AB 2766)	72,250	143,074	334,310	321,790
050 COUNCIL SPECIAL PROJECTS FUND	420,477	-	-	-
052 STRATEGIC PLAN PROJECTS	270,549	-	-	-
053 CITY SERVICES	1,693,090	828,281	3,633,800	3,268,900
110 SMIP	-	-	16,000	16,000
121 SPECIAL REPAIR/DEMOLITION	16,954	29,775	30,000	160,000
158 SB2 Planning	45,168	84,933	342,000	1,080,000
176 CARES ACT-STATE	-	827,245	-	-
181 American Rescue Plan Act	-	-	-	514,020
403 SCAG GRANTS	170,275	14,800	-	-
TOTAL EXPENDITURE	17,478,809	17,178,305	20,955,360	26,294,270

*Reflects Animal Services Cost in Police Department for FY19-20,
Animal Services transitioned to Planning and Building Agency in FY 20-21

GENERAL FUND

PLNG & BLG AGY		ACCOUNTING UNIT			
PLNG & BLG AGY-ADMINISTRATION		01116002			
Account Code	LINE ITEM RESOURCES	ACTUAL FY 19-20	ACTUAL FY 20-21	ADOPTED FY 21-22	PROPOSED FY 22-23
51501	Fireworks Stand Permits	3,921	(436)	0	0
51600	General Plan Update Surcharge	125,814	137,724	158,100	182,000
51601	Building Permits	1,634,989	1,651,138	1,598,500	1,675,400
51602	Plumbing Permits	313,850	353,390	365,600	383,900
51603	Electrical Permits	761,526	961,197	844,700	887,000
51604	Heating Permits	481,851	496,746	476,600	500,400
51605	Occupancy Permits	362,392	370,157	371,700	390,300
51606	Grading Permits	63,213	144,304	129,500	136,000
51607	Street Vendor Permit	10,425	12,848	25,800	25,800
51612	Building Standards Revolving Fund	(7,091)	(2,993)	9,200	9,500
51613	Adult-Use Cannabis Retail Phase 1/Registration Application	0	1,752	0	0
51614	Adult-Use Cannabis Retail Phase 2/Regulatory Safety Permit	223,591	250,591	313,300	313,300
51616	Commercial Cannabis Testing Phase 1/Registration Application	0	1,752	0	1,800
51617	Commercial Cannabis Testing Phase 2/Regulatory Safety Permits	12,086	50,118	37,600	12,530
51618	Commercial Cannabis Operating Agreement Reimbursement Fees	27,500	80,000	50,000	15,000
51619	Commercial Cannabis Cultivation Phase 1/Regst. Application	7,323	17,894	17,500	17,500
51620	Commercial Cannabis Manufacturing Phase 1/Regst. Application	11,548	6,412	17,500	17,500
51621	Commercial Cannabis Distribution Phase 1/Regst. Application	21,688	31,174	26,300	26,300
51622	Commercial Cannabis Cultivation Phase 2/Rgltry Sfty Prmt	34,405	152,594	87,770	100,200
51623	Commercial Cannabis Manufacturing Phase 2/Rgltry Sfty Prmt	58,335	57,281	53,600	53,600
51624	Commercial Cannabis Distribution Phase 2/Rgltry Sfty Prmt	106,679	290,415	226,000	226,000
53410	Impound/Owner Release Animal	0	0	1,300	1,300
53416	Animal Quarantines	0	0	1,000	1,000
53513	OCFA Admin Processing Fee	2,295	2,220	1,500	1,000
53600	Building Plan Check	2,957,026	2,058,215	1,925,800	2,022,100
53601	Electrical Plan Check	382,672	454,660	312,600	328,200
53602	Plumbing Plan Check	191,675	113,705	141,300	148,400
53603	Mechanical Plan Check	347,718	226,095	210,400	220,900
53605	Landscape Plan Review	25,970	22,953	25,200	26,000
53606	Discretionary Application Fee	320,631	293,137	404,500	212,000
53607	EIR Developer Fees	114,565	38,551	80,750	75,000
53613	Land Use Certificate Processin	512,146	938,626	782,500	820,000
53614	Shopping Cart Contain Program	43,272	51,602	44,100	44,100
53616	Site Plan Review Charge	813,695	470,045	697,250	435,000
53626	Medical Marijuana Retail Phase 1/Registration Application	0	0	0	1,800
53627	PREP Fees	763,377	627,290	604,000	610,000
53628	Foreclosure Registration Program	149,093	261,648	185,000	190,000
53631	Planning Consultant Admin Fee	4,228	0	0	0
55600	Administrative Citations	250,731	221,545	125,000	165,000
55605	Medical Marijuana Administrative Citation	59,081	0	0	0
57010	Miscellaneous Recoveries	4,349	110,612	10,000	15,000
57770	Sale of Maps & Documents	75,673	104,184	60,000	80,000
	SUBTOTAL REVENUES	11,272,243	11,059,151	10,421,470	10,370,830
	TOTAL	11,272,243	11,059,151	10,421,470	10,370,830

**GENERAL FUND
DEPARTMENT RESOURCE SUMMARY**

PLNG & BLG AGY

ACTIVITIES		ACTUAL FY 19-20	ACTUAL FY 20-21	ADOPTED FY 21-22	PROPOSED FY 22-23
EXPENDITURES					
01116017	PBA - SERVICE ENHANCEMENT	0	118,119	282,800	295,300
01116500	PLNG & BLG AGY-ADMINISTRATION	2,292,821	2,554,857	2,346,450	2,617,680
01116510	PLNG & BLG AGY-PLANNING	2,993,614	3,269,848	2,230,160	4,452,700
01116520	PLNG & BLG AGY-PERMIT & INS SV	1,812,022	1,834,378	2,107,160	2,554,750
01116530	PLNG & BLG AGY-PERMIT & PLN CK	1,950,218	1,949,352	2,415,350	2,953,260
01116540	PLNG & BLG AGY-COMM PRESERVA	1,161,545	1,211,533	1,632,060	2,068,740
01116550	PROACTIV RENTL ENFORCEMENT PRG	640,177	445,474	705,110	819,610
01116560	NEIGHBORHOOD INITIATIVES PROGR	582,183	582,349	634,460	623,420
01116570	ANIMAL SERVICES	3,182,158	3,011,857	3,181,730	3,160,010
	TOTAL EXPENDITURES	14,614,738	14,977,766	15,535,280	19,545,470
OPERATING EXPENSES		ACTUAL FY 19-20	ACTUAL FY 20-21	ADOPTED FY 21-22	PROPOSED FY 22-23
61000	SALARIES & BENEFITS	7,620,710	7,720,495	9,555,980	10,740,850
62000	CONTRACTUALS	3,634,348	4,211,994	3,455,450	5,903,600
63000	COMMODITIES	233,348	244,082	203,550	250,150
65000	FIXED CHARGES	2,109,093	2,164,921	1,907,210	2,061,890
66000	CAPITAL	0	216,665	0	200,000
67000	DEBT SERVICE	22,979	22,979	23,000	0
68000	TRANSFERS	994,260	396,630	390,090	388,980
	TOTAL	14,614,738	14,977,766	15,535,280	19,545,470

GENERAL FUND

PLNG & BLG AGY		ACCOUNTING UNIT			
PBA - SERVICE ENHANCEMENT		01116017			
Account Code	LINE ITEM RESOURCES	ACTUAL FY 19-20	ACTUAL FY 20-21	ADOPTED FY 21-22	PROPOSED FY 22-23
61000	Salaries Regular	0	95,911	282,800	269,050
61020	Salaries Part-Time	0	1,141	0	0
61100	Retirement-Employer Normal Cost	0	5,975	0	0
61110	Part-Time Retirement	0	43	0	0
61120	Medicare Insurance	0	1,397	0	0
61130	Health Insurance	0	13,651	0	0
61180	Worker Compensation Insurance	0	0	0	5,540
	SUBTOTAL SALARIES & BENEFITS	0	118,119	282,800	274,590
62120	Training, Transportation, Meetings	0	0	0	2,500
	SUBTOTAL CONTRACTUALS	0	0	0	2,500
63001	Miscellaneous Operating Expenses	0	0	0	10,000
	SUBTOTAL COMMODITIES	0	0	0	10,000
65100	Insurance Charges	0	0	0	7,150
65105	Benefits Overhead	0	0	0	1,060
	SUBTOTAL FIXED CHARGES	0	0	0	8,210
	TOTAL	0	118,119	282,800	295,300

GENERAL FUND

PLNG & BLG AGY		ACCOUNTING UNIT			
ANIMAL SERVICES		01116570			
Account Code	LINE ITEM RESOURCES	ACTUAL FY 19-20	ACTUAL FY 20-21	ADOPTED FY 21-22	PROPOSED FY 22-23
61000	Salaries Regular	218,183	233,427	241,580	240,920
61040	Salaries Overtime	3,196	647	0	0
61100	Retirement-Employer Normal Cost	19,280	22,930	23,390	22,060
61120	Medicare Insurance	3,135	3,330	3,500	3,490
61130	Health Insurance	50,775	46,697	49,200	50,880
61170	Retiree Health Benefits	3,207	3,363	7,160	3,580
61180	Worker Compensation Insurance	11,795	16,680	12,660	13,330
	SUBTOTAL SALARIES & BENEFITS	309,570	327,074	337,490	334,260
62120	Training, Transportation, Meetings	0	0	600	600
62140	Membership, Subscription & Dues	0	0	200	200
62300	Contract Services-Professional	2,745,387	2,557,164	2,729,450	2,729,450
	SUBTOTAL CONTRACTUALS	2,745,387	2,557,164	2,730,250	2,730,250
63001	Miscellaneous Operating Expenses	4,244	720	9,300	9,900
63300	Gas & Diesel	18,473	20,138	7,000	7,000
	SUBTOTAL COMMODITIES	22,716	20,858	16,300	16,900
65010	Rental City Equipment	28,620	28,600	27,520	34,930
65011	Equipment Replacement Charges	28,284	28,000	26,280	7,190
65012	Accident Repair & Replacement	684	700	10,250	0
65040	IT Maintenance Charge	36,143	36,150	17,270	16,730
65100	Insurance Charges	10,710	12,670	15,490	17,200
65105	Benefits Overhead	0	600	840	2,550
65210	Delivery Charges	43	40	40	0
	SUBTOTAL FIXED CHARGES	104,484	106,760	97,690	78,600
	TOTAL	3,182,158	3,011,857	3,181,730	3,160,010

GENERAL FUND

PLNG & BLG AGY		ACCOUNTING UNIT			
PLNG & BLG AGY-ADMINISTRATION		01116500			
Account Code	LINE ITEM RESOURCES	ACTUAL FY 19-20	ACTUAL FY 20-21	ADOPTED FY 21-22	PROPOSED FY 22-23
61000	Salaries Regular	555,903	566,192	641,690	733,120
61010	Salaries Cash Out/Separation	3,004	16,806	0	0
61020	Salaries Part-Time	26,087	67,159	82,270	82,270
61040	Salaries Overtime	338	2,683	0	0
61100	Retirement-Employer Normal Cost	23,655	35,491	37,660	40,660
61110	Part-Time Retirement	945	2,134	3,290	3,090
61120	Medicare Insurance	8,287	9,188	10,530	11,760
61130	Health Insurance	99,980	84,419	104,280	133,380
61170	Retiree Health Benefits	0	1,324	1,510	3,760
61180	Worker Compensation Insurance	53,174	38,690	32,190	59,380
	SUBTOTAL SALARIES & BENEFITS	771,373	824,086	913,420	1,067,420
62010	Communications	13,987	12,338	6,400	6,400
62120	Training, Transportation, Meetings	6,029	509	10,000	10,000
62130	Tuition Reimbursement	0	201	1,000	1,000
62131	SAMA Wellness and Fitness Program Reimbursements	0	0	300	300
62140	Membership, Subscription & Dues	1,287	2,158	1,600	1,600
62300	Contract Services-Professional	79,141	57,189	58,880	58,880
62320	Maintenance & Repair Buildings	0	0	2,100	2,100
62322	Maintenance & Repair Machinery	1,265	0	6,800	6,800
62600	Parking Validation	0	28	6,000	6,000
62700	Auto Expense	6,000	6,000	6,000	6,000
	SUBTOTAL CONTRACTUALS	107,708	78,422	99,080	99,080
63001	Miscellaneous Operating Expenses	8,512	25,245	11,400	12,400
	SUBTOTAL COMMODITIES	8,512	25,245	11,400	12,400
65000	Building Rental	486,490	486,490	414,010	503,560
65040	IT Maintenance Charge	30,119	30,120	28,790	33,460
65050	IT Department Specific	424,750	424,750	424,750	424,750
65100	Insurance Charges	46,090	46,940	39,410	76,650
65105	Benefits Overhead	0	1,990	1,960	11,380
65210	Delivery Charges	540	540	540	0
	SUBTOTAL FIXED CHARGES	987,989	990,830	909,460	1,049,800
66200	Buildings & Building Improvements	0	210,978	0	0
66400	Machinery & Equipment	0	5,687	0	0
	SUBTOTAL CAPITAL	0	216,665	0	0
67200	Principal-Leases	18,778	19,354	23,000	0
67210	Interest-Leases	4,201	3,625	0	0
	SUBTOTAL DEBT SERVICE	22,979	22,979	23,000	0
68000	Transfer to Fund 404 (Police Bldg/Ross Annex Debt)	394,260	396,630	390,090	388,980
	SUBTOTAL TRANSFERS	394,260	396,630	390,090	388,980
	TOTAL	2,292,821	2,554,857	2,346,450	2,617,680

GENERAL FUND

PLNG & BLG AGY		ACCOUNTING UNIT			
PLNG & BLG AGY-PLANNING		01116510			
Account Code	LINE ITEM RESOURCES	ACTUAL FY 19-20	ACTUAL FY 20-21	ADOPTED FY 21-22	PROPOSED FY 22-23
61000	Salaries Regular	1,408,022	1,242,211	1,227,340	1,528,940
61010	Salaries Cash Out/Separation	3,251	189,793	0	0
61020	Salaries Part-Time	39,714	53,599	77,700	26,480
61040	Salaries Overtime	4,322	4,106	0	0
61100	Retirement-Employer Normal Cost	88,575	99,426	139,530	116,220
61110	Part-Time Retirement	1,554	2,260	3,290	2,900
61120	Medicare Insurance	20,555	19,707	22,690	24,030
61130	Health Insurance	185,972	148,798	240,030	281,460
61170	Retiree Health Benefits	0	1,134	4,080	5,430
61180	Worker Compensation Insurance	132,144	82,860	76,650	73,970
	SUBTOTAL SALARIES & BENEFITS	1,884,108	1,843,894	1,791,310	2,059,430
62010	Communications	23,203	22,356	18,400	18,400
62120	Training, Transportation, Meetings	13,647	2,072	10,000	10,260
62130	Tuition Reimbursement	3,595	0	2,500	2,500
62131	SAMA Wellness and Fitness Program Reimbursements	0	360	900	900
62140	Membership, Subscription & Dues	2,716	8,339	8,500	8,500
62200	Advertising	16,200	36,693	30,000	40,000
62300	Contract Services-Professional	183,031	1,098,091	148,600	2,083,600
62302	Contracted Vendor Personnel Services	7,050	6,750	8,400	8,400
62322	Maintenance & Repair Machinery	0	0	400	400
62700	Auto Expense	2,850	3,750	4,200	4,200
	SUBTOTAL CONTRACTUALS	252,293	1,178,410	231,900	2,177,160
63000	Office Supplies	0	0	8,000	8,000
63001	Miscellaneous Operating Expenses	47,531	44,744	16,100	17,100
63300	Gas & Diesel	198	0	0	0
	SUBTOTAL COMMODITIES	47,729	44,744	24,100	25,100
65010	Rental City Equipment	5,448	5,450	5,240	6,650
65011	Equipment Replacement Charges	0	0	0	1,370
65012	Accident Repair & Replacement	300	900	3,180	0
65040	IT Maintenance Charge	90,357	90,360	75,710	73,340
65100	Insurance Charges	112,060	100,510	93,830	95,480
65105	Benefits Overhead	0	4,260	3,570	14,170
65210	Delivery Charges	1,319	1,320	1,320	0
	SUBTOTAL FIXED CHARGES	209,484	202,800	182,850	191,010
68000	Transfer to Fund 050 (Council Special Projects)	600,000	0	0	0
	SUBTOTAL TRANSFERS	600,000	0	0	0
	TOTAL	2,993,614	3,269,848	2,230,160	4,452,700

GENERAL FUND

PLNG & BLG AGY		ACCOUNTING UNIT			
PLNG & BLG AGY-PERMIT & INS SV		01116520			
Account Code	LINE ITEM RESOURCES	ACTUAL FY 19-20	ACTUAL FY 20-21	ADOPTED FY 21-22	PROPOSED FY 22-23
61000	Salaries Regular	890,276	1,015,807	1,153,930	1,432,270
61010	Salaries Cash Out/Separation	0	2,549	0	0
61020	Salaries Part-Time	0	17,542	34,560	34,170
61040	Salaries Overtime	15,893	11,839	0	0
61100	Retirement-Employer Normal Cost	62,754	76,931	117,480	133,860
61110	Part-Time Retirement	0	658	1,300	1,280
61120	Medicare Insurance	12,651	14,828	20,460	21,230
61130	Health Insurance	203,849	186,981	311,760	325,800
61170	Retiree Health Benefits	0	676	1,900	2,800
61180	Worker Compensation Insurance	82,263	72,730	57,560	58,990
	SUBTOTAL SALARIES & BENEFITS	1,267,687	1,400,541	1,698,950	2,010,400
62010	Communications	26,429	25,060	30,200	30,200
62120	Training, Transportation, Meetings	5,898	9,485	14,900	15,290
62131	SAMA Wellness and Fitness Program Reimbursements	0	0	300	300
62140	Membership, Subscription & Dues	550	1,362	1,800	1,800
62300	Contract Services-Professional	254,145	104,479	97,000	97,000
62322	Maintenance & Repair Machinery	0	0	800	800
	SUBTOTAL CONTRACTUALS	287,021	140,387	145,000	145,390
63000	Office Supplies	33	0	5,000	5,000
63001	Miscellaneous Operating Expenses	11,475	23,133	11,500	17,500
63300	Gas & Diesel	8,163	7,841	15,540	15,540
	SUBTOTAL COMMODITIES	19,671	30,974	32,040	38,040
65010	Rental City Equipment	58,489	64,567	53,590	68,010
65011	Equipment Replacement Charges	21,996	13,600	20,440	5,590
65012	Accident Repair & Replacement	3,467	7,200	280	1,800
65040	IT Maintenance Charge	84,333	84,330	80,610	78,080
65100	Insurance Charges	68,550	88,230	70,460	76,140
65105	Benefits Overhead	0	3,740	4,980	11,300
65210	Delivery Charges	808	810	810	0
	SUBTOTAL FIXED CHARGES	237,643	262,477	231,170	240,920
66400	Machinery & Equipment	0	0	0	120,000
	SUBTOTAL CAPITAL	0	0	0	120,000
	TOTAL	1,812,022	1,834,378	2,107,160	2,554,750

GENERAL FUND

PLNG & BLG AGY		ACCOUNTING UNIT			
PLNG & BLG AGY-PERMIT & PLN CK		01116530			
Account Code	LINE ITEM RESOURCES	ACTUAL FY 19-20	ACTUAL FY 20-21	ADOPTED FY 21-22	PROPOSED FY 22-23
61000	Salaries Regular	1,105,319	1,151,812	1,540,390	1,566,850
61010	Salaries Cash Out/Separation	8,363	0	0	0
61020	Salaries Part-Time	58,859	40,799	76,250	76,250
61040	Salaries Overtime	36,985	77,899	0	0
61100	Retirement-Employer Normal Cost	57,467	92,627	131,950	121,120
61110	Part-Time Retirement	330	496	2,860	2,860
61120	Medicare Insurance	17,160	17,833	23,400	23,450
61130	Health Insurance	156,545	163,220	269,400	265,680
61180	Worker Compensation Insurance	109,793	78,820	65,160	68,080
	SUBTOTAL SALARIES & BENEFITS	1,550,822	1,623,507	2,109,410	2,124,290
62010	Communications	16,602	15,975	15,200	15,200
62120	Training, Transportation, Meetings	2,812	4,506	9,000	9,000
62140	Membership, Subscription & Dues	1,470	1,575	4,600	4,600
62300	Contract Services-Professional	138,701	82,204	79,000	579,000
62322	Maintenance & Repair Machinery	0	0	2,800	2,800
	SUBTOTAL CONTRACTUALS	159,585	104,259	110,600	610,600
63000	Office Supplies	0	0	3,500	3,500
63001	Miscellaneous Operating Expenses	53,078	26,847	21,100	21,100
63300	Gas & Diesel	532	719	2,140	2,140
	SUBTOTAL COMMODITIES	53,609	27,566	26,740	26,740
65010	Rental City Equipment	4,980	4,990	4,790	6,080
65011	Equipment Replacement Charges	0	3,600	0	970
65012	Accident Repair & Replacement	300	300	3,780	0
65040	IT Maintenance Charge	84,333	84,330	74,850	83,660
65100	Insurance Charges	95,460	95,620	79,760	87,880
65105	Benefits Overhead	0	4,050	4,290	13,040
65210	Delivery Charges	1,129	1,130	1,130	0
	SUBTOTAL FIXED CHARGES	186,202	194,020	168,600	191,630
	TOTAL	1,950,218	1,949,352	2,415,350	2,953,260

GENERAL FUND

PLNG & BLG AGY		ACCOUNTING UNIT			
PLNG & BLG AGY-COMM PRESERVA		01116540			
Account Code	LINE ITEM RESOURCES	ACTUAL FY 19-20	ACTUAL FY 20-21	ADOPTED FY 21-22	PROPOSED FY 22-23
61000	Salaries Regular	583,997	536,239	836,810	1,226,810
61010	Salaries Cash Out/Separation	16,168	0	0	0
61020	Salaries Part-Time	36,260	4,863	22,400	22,390
61040	Salaries Overtime	952	12,676	0	0
61100	Retirement-Employer Normal Cost	25,400	31,191	93,570	91,150
61110	Part-Time Retirement	1,360	182	1,220	840
61120	Medicare Insurance	8,245	7,843	19,290	18,050
61130	Health Insurance	93,891	66,492	252,240	238,080
61170	Retiree Health Benefits	0	642	2,960	3,250
61180	Worker Compensation Insurance	57,809	79,590	51,270	30,890
	SUBTOTAL SALARIES & BENEFITS	824,082	739,719	1,279,760	1,631,460
62010	Communications	26,860	24,990	20,200	20,200
62120	Training, Transportation, Meetings	10,164	3,387	9,000	9,000
62130	Tuition Reimbursement	914	0	0	0
62131	SAMA Wellness and Fitness Program Reimbursements	0	0	300	300
62140	Membership, Subscription & Dues	1,392	942	3,100	3,100
62200	Advertising	0	428	0	0
62300	Contract Services-Professional	29,714	101,507	85,500	85,500
62322	Maintenance & Repair Machinery	1,116	0	400	400
	SUBTOTAL CONTRACTUALS	70,162	131,254	118,500	118,500
63001	Miscellaneous Operating Expenses	26,929	45,604	25,500	53,500
63300	Gas & Diesel	9,157	11,043	12,120	12,120
	SUBTOTAL COMMODITIES	36,085	56,646	37,620	65,620
65010	Rental City Equipment	61,241	81,694	43,550	55,270
65011	Equipment Replacement Charges	10,896	10,900	10,120	2,770
65012	Accident Repair & Replacement	4,125	3,900	280	2,400
65040	IT Maintenance Charge	102,404	102,400	74,850	66,930
65100	Insurance Charges	51,940	80,980	62,760	39,870
65105	Benefits Overhead	0	3,430	4,010	5,920
65210	Delivery Charges	610	610	610	0
	SUBTOTAL FIXED CHARGES	231,216	283,914	196,180	173,160
66400	Machinery & Equipment	0	0	0	80,000
	SUBTOTAL CAPITAL	0	0	0	80,000
	TOTAL	1,161,545	1,211,533	1,632,060	2,068,740

GENERAL FUND

PLNG & BLG AGY		ACCOUNTING UNIT			
PROACTIV RENTL ENFORCEMENT PRG		01116550			
Account Code	LINE ITEM RESOURCES	ACTUAL FY 19-20	ACTUAL FY 20-21	ADOPTED FY 21-22	PROPOSED FY 22-23
61000	Salaries Regular	386,395	272,690	464,390	591,840
61020	Salaries Part-Time	3,387	0	0	0
61040	Salaries Overtime	324	2,689	0	0
61100	Retirement-Employer Normal Cost	22,956	18,194	38,510	30,940
61110	Part-Time Retirement	129	0	0	0
61120	Medicare Insurance	5,330	3,944	6,720	8,550
61130	Health Insurance	71,847	38,822	90,120	82,320
61170	Retiree Health Benefits	0	0	1,040	0
61180	Worker Compensation Insurance	35,430	24,180	16,690	15,570
	SUBTOTAL SALARIES & BENEFITS	525,799	360,519	617,470	729,220
62010	Communications	3,678	3,494	2,500	2,500
62120	Training, Transportation, Meetings	622	0	1,200	1,200
62140	Membership, Subscription & Dues	380	380	900	900
62300	Contract Services-Professional	1,360	5,865	4,350	4,350
62322	Maintenance & Repair Machinery	150	0	100	100
	SUBTOTAL CONTRACTUALS	6,190	9,739	9,050	9,050
63001	Miscellaneous Operating Expenses	2,186	3,758	4,750	4,750
63300	Gas & Diesel	4,030	5,208	4,700	4,700
	SUBTOTAL COMMODITIES	6,216	8,966	9,450	9,450
65010	Rental City Equipment	14,484	9,100	13,930	17,680
65011	Equipment Replacement Charges	3,636	7,100	3,380	2,880
65012	Accident Repair & Replacement	300	1,200	830	370
65040	IT Maintenance Charge	18,071	18,070	28,790	27,890
65100	Insurance Charges	17,870	29,330	20,430	20,090
65105	Benefits Overhead	0	1,240	1,570	2,980
65210	Delivery Charges	212	210	210	0
65220	Treasury Services Charges	47,400	0	0	0
	SUBTOTAL FIXED CHARGES	101,973	66,250	69,140	71,890
	TOTAL	640,177	445,474	705,110	819,610

GENERAL FUND

PLNG & BLG AGY		ACCOUNTING UNIT			
NEIGHBORHOOD INITIATIVES PROGR		01116560			
Account Code	LINE ITEM RESOURCES	ACTUAL FY 19-20	ACTUAL FY 20-21	ADOPTED FY 21-22	PROPOSED FY 22-23
61000	Salaries Regular	349,317	333,947	387,760	391,080
61010	Salaries Cash Out/Separation	0	41,235	0	0
61020	Salaries Part-Time	22,336	(833)	0	0
61100	Retirement-Employer Normal Cost	11,159	18,214	28,900	26,700
61110	Part-Time Retirement	835	0	0	0
61120	Medicare Insurance	5,099	4,947	5,610	5,660
61130	Health Insurance	64,786	58,678	85,680	67,320
61180	Worker Compensation Insurance	33,735	26,850	17,420	19,020
	SUBTOTAL SALARIES & BENEFITS	487,268	483,037	525,370	509,780
62010	Communications	263	1,162	2,500	2,500
62012	Cellular Phone Charges	1,335	186	0	0
62120	Training, Transportation, Meetings	0	20	1,400	1,400
62140	Membership, Subscription & Dues	0	530	1,200	1,200
62200	Advertising	0	91	500	500
62251	Other Agency Services	0	0	400	400
62300	Contract Services-Professional	4,405	9,754	3,470	3,470
62322	Maintenance & Repair Machinery	0	0	1,200	1,200
62600	Parking Validation	0	615	400	400
	SUBTOTAL CONTRACTUALS	6,003	12,359	11,070	11,070
63001	Miscellaneous Operating Expenses	38,576	28,860	45,330	45,330
63300	Gas & Diesel	233	224	570	570
	SUBTOTAL COMMODITIES	38,809	29,083	45,900	45,900
65010	Rental City Equipment	5,052	5,050	4,860	6,170
65012	Accident Repair & Replacement	900	500	1,100	0
65040	IT Maintenance Charge	18,071	18,070	23,030	22,310
65100	Insurance Charges	25,780	32,570	21,320	24,550
65105	Benefits Overhead	0	1,380	1,510	3,640
65210	Delivery Charges	300	300	300	0
	SUBTOTAL FIXED CHARGES	50,103	57,870	52,120	56,670
	TOTAL	582,183	582,349	634,460	623,420

**CANNABIS PUBLIC BENEFIT
DEPARTMENT RESOURCE SUMMARY**

PLNG & BLG AGY

ACTIVITIES		ACTUAL FY 19-20	ACTUAL FY 20-21	ADOPTED FY 21-22	PROPOSED FY 22-23
EXPENDITURES					
01216010	PBA ENFORCEMENT SERVICES	165,629	269,977	978,970	1,303,090
	TOTAL EXPENDITURES	165,629	269,977	978,970	1,303,090
OPERATING EXPENSES		ACTUAL FY 19-20	ACTUAL FY 20-21	ADOPTED FY 21-22	PROPOSED FY 22-23
61000	SALARIES & BENEFITS	144,432	172,617	808,120	1,103,950
62000	CONTRACTUALS	2,382	38,494	78,100	78,100
63000	COMMODITIES	12,924	21,397	44,420	64,420
65000	FIXED CHARGES	5,891	7,460	48,330	56,620
66000	CAPITAL	0	30,009	0	0
	TOTAL	165,629	269,977	978,970	1,303,090

CANNABIS PUBLIC BENEFIT

PLNG & BLG AGY		ACCOUNTING UNIT			
PBA ENFORCEMENT SERVICES		01216010			
Account Code	LINE ITEM RESOURCES	ACTUAL FY 19-20	ACTUAL FY 20-21	ADOPTED FY 21-22	PROPOSED FY 22-23
61000	Salaries Regular	97,092	120,324	570,550	831,050
61020	Salaries Part-Time	0	21,518	0	0
61040	Salaries Overtime	2,033	8,019	10,000	0
61100	Retirement-Employer Normal Cost	3,362	6,379	58,460	82,740
61101	Retirement - Employer Unfunded	20,331	0	0	0
61110	Part-Time Retirement	0	809	0	0
61120	Medicare Insurance	1,367	2,191	8,260	12,020
61130	Health Insurance	11,247	13,377	141,360	170,040
61180	Worker Compensation Insurance	8,999	0	19,490	8,100
	SUBTOTAL SALARIES & BENEFITS	144,432	172,617	808,120	1,103,950
62010	Communications	0	0	4,000	4,000
62120	Training, Transportation, Meetings	407	1,086	1,800	1,800
62140	Membership, Subscription & Dues	1,975	190	600	600
62300	Contract Services-Professional	0	37,218	71,700	71,700
	SUBTOTAL CONTRACTUALS	2,382	38,494	78,100	78,100
63000	Office Supplies	2,286	4,527	18,000	18,000
63001	Miscellaneous Operating Expenses	10,639	16,869	24,000	44,000
63300	Gas & Diesel	0	0	2,420	2,420
	SUBTOTAL COMMODITIES	12,924	21,397	44,420	64,420
65010	Rental City Equipment	0	5,390	0	0
65012	Accident Repair & Replacement	0	600	80	0
65040	IT Maintenance Charge	0	0	23,030	44,620
65100	Insurance Charges	5,820	0	23,860	10,450
65105	Benefits Overhead	0	1,400	1,290	1,550
65210	Delivery Charges	71	70	70	0
	SUBTOTAL FIXED CHARGES	5,891	7,460	48,330	56,620
66400	Machinery & Equipment	0	30,009	0	0
	SUBTOTAL CAPITAL	0	30,009	0	0
	TOTAL	165,629	269,977	978,970	1,303,090

**CASp CERTIFICATION AND TRAINING FUND
DEPARTMENT RESOURCE SUMMARY**

PLNG & BLG AGY

ACTIVITIES		ACTUAL FY 19-20	ACTUAL FY 20-21	ADOPTED FY 21-22	PROPOSED FY 22-23
REVENUES					
52366	CASp Certification Training Fund	88,083	88,819	85,000	85,000
58000	Earning On Investments	2,309	1,760	0	0
	TOTAL REVENUES	90,392	90,579	85,000	85,000
EXPENDITURES					
01616500	CASp CERTIFICATION AND TRAINING	9,680	2,453	85,000	85,000
	TOTAL EXPENDITURES	9,680	2,453	85,000	85,000
OPERATING EXPENSES		ACTUAL FY 19-20	ACTUAL FY 20-21	ADOPTED FY 21-22	PROPOSED FY 22-23
62000	CONTRACTUALS	9,680	2,453	59,500	59,500
63000	COMMODITIES	0	0	25,500	25,500
	TOTAL	9,680	2,453	85,000	85,000

CASp CERTIFICATION AND TRAINING FUND

PLNG & BLG AGY		ACCOUNTING UNIT			
CASp CERTIFICATION AND TRAINING		01616002			
Account Code	LINE ITEM RESOURCES	ACTUAL FY 19-20	ACTUAL FY 20-21	ADOPTED FY 21-22	PROPOSED FY 22-23
52366	CASp Certification Training Fund	88,083	88,819	85,000	85,000
58000	Earning On Investments	2,309	1,760	0	0
	SUBTOTAL REVENUES	90,392	90,579	85,000	85,000
	TOTAL	90,392	90,579	85,000	85,000

CASp CERTIFICATION AND TRAINING FUND

PLNG & BLG AGY		ACCOUNTING UNIT			
CASp CERTIFICATION AND TRAINING		01616500			
Account Code	LINE ITEM RESOURCES	ACTUAL FY 19-20	ACTUAL FY 20-21	ADOPTED FY 21-22	PROPOSED FY 22-23
62120	Training, Transportation, Meetings	9,480	975	21,300	21,300
62140	Membership, Subscription & Dues	200	1,478	17,000	17,000
62300	Contract Services-Professional	0	0	21,200	21,200
	SUBTOTAL CONTRACTUALS	9,680	2,453	59,500	59,500
63001	Miscellaneous Operating Expenses	0	0	25,500	25,500
	SUBTOTAL COMMODITIES	0	0	25,500	25,500
	TOTAL	9,680	2,453	85,000	85,000

**AIR QUALITY IMPR. (AB 2766)
DEPARTMENT RESOURCE SUMMARY**

PLNG & BLG AGY

ACTIVITIES	ACTUAL FY 19-20	ACTUAL FY 20-21	ADOPTED FY 21-22	PROPOSED FY 22-23
EXPENDITURES				
03116510 PLANNING-AIR QUALITY IMPROV	72,250	143,074	334,310	321,790
TOTAL EXPENDITURES	72,250	143,074	334,310	321,790
OPERATING EXPENSES	ACTUAL FY 19-20	ACTUAL FY 20-21	ADOPTED FY 21-22	PROPOSED FY 22-23
61000 SALARIES & BENEFITS	49,860	109,693	194,520	179,470
62000 CONTRACTUALS	9,630	9,296	110,000	110,000
65000 FIXED CHARGES	12,760	24,086	29,790	26,730
68000 TRANSFERS	0	0	0	5,590
TOTAL	72,250	143,074	334,310	321,790

AIR QUALITY IMPR. (AB 2766)

PLNG & BLG AGY		ACCOUNTING UNIT			
PLANNING-AIR QUALITY IMPROV		03116510			
Account Code	LINE ITEM RESOURCES	ACTUAL FY 19-20	ACTUAL FY 20-21	ADOPTED FY 21-22	PROPOSED FY 22-23
61000	Salaries Regular	21,595	58,797	109,150	105,640
61020	Salaries Part-Time	14,613	9,750	37,250	37,250
61100	Retirement-Employer Normal Cost	743	3,627	8,710	10,560
61101	Retirement - Employer Unfunded	4,492	0	0	0
61102	Retirement- Employer Unfunded- Miscellaneous	0	18,350	14,040	8,450
61110	Part-Time Retirement	477	366	0	1,400
61120	Medicare Insurance	539	1,068	1,580	1,520
61130	Health Insurance	4,106	8,028	15,930	10,590
61170	Retiree Health Benefits	0	57	140	150
61180	Worker Compensation Insurance	3,294	9,650	7,720	3,910
	SUBTOTAL SALARIES & BENEFITS	49,860	109,693	194,520	179,470
62300	Contract Services-Professional	9,630	9,296	110,000	110,000
	SUBTOTAL CONTRACTUALS	9,630	9,296	110,000	110,000
65040	IT Maintenance Charge	6,024	6,020	4,890	4,740
65100	Insurance Charges	4,540	11,710	9,450	5,050
65105	Benefits Overhead	0	500	260	750
65210	Delivery Charges	49	50	50	0
65400	Indirect Costs	2,147	5,806	15,140	16,190
	SUBTOTAL FIXED CHARGES	12,760	24,086	29,790	26,730
68001	POB Misc Xfer to Fund 406	0	0	0	5,590
	SUBTOTAL TRANSFERS	0	0	0	5,590
	TOTAL	72,250	143,074	334,310	321,790

**COUNCIL SPECIAL PROJECTS FUND
DEPARTMENT RESOURCE SUMMARY**

PLNG & BLG AGY

ACTIVITIES		ACTUAL FY 19-20	ACTUAL FY 20-21	ADOPTED FY 21-22	PROPOSED FY 22-23
EXPENDITURES					
05016018	PBA COUNCIL SPECIAL PROJ	18,027	0	0	0
05016019	PBA GENERAL PLAN	247,887	0	0	0
05016020	PBA GENERAL PLAN FY 19-20	154,563	0	0	0
	TOTAL EXPENDITURES	420,477	0	0	0
OPERATING EXPENSES		ACTUAL FY 19-20	ACTUAL FY 20-21	ADOPTED FY 21-22	PROPOSED FY 22-23
62000	CONTRACTUALS	420,477	0	0	0
	TOTAL	420,477	0	0	0

COUNCIL SPECIAL PROJECTS FUND

PLNG & BLG AGY

ACCOUNTING UNIT

PBA COUNCIL SPECIAL PROJ

05016018

Account Code	LINE ITEM RESOURCES	ACTUAL FY 19-20	ACTUAL FY 20-21	ADOPTED FY 21-22	PROPOSED FY 22-23
62300	Contract Services-Professional	18,027	0	0	0
	SUBTOTAL CONTRACTUALS	18,027	0	0	0
	TOTAL	18,027	0	0	0

COUNCIL SPECIAL PROJECTS FUND

PLNG & BLG AGY		ACCOUNTING UNIT			
PBA GENERAL PLAN		05016019			
Account Code	LINE ITEM RESOURCES	ACTUAL FY 19-20	ACTUAL FY 20-21	ADOPTED FY 21-22	PROPOSED FY 22-23
62300	Contract Services-Professional	247,887	0	0	0
	SUBTOTAL CONTRACTUALS	247,887	0	0	0
	TOTAL	247,887	0	0	0

COUNCIL SPECIAL PROJECTS FUND

PLNG & BLG AGY

ACCOUNTING UNIT

PBA GENERAL PLAN FY 19-20

05016020

Account Code	LINE ITEM RESOURCES	ACTUAL FY 19-20	ACTUAL FY 20-21	ADOPTED FY 21-22	PROPOSED FY 22-23
62300	Contract Services-Professional	154,563	0	0	0
	SUBTOTAL CONTRACTUALS	154,563	0	0	0
	TOTAL	154,563	0	0	0

**CITY SERVICES
DEPARTMENT RESOURCE SUMMARY**

PLNG & BLG AGY

ACTIVITIES		ACTUAL FY 19-20	ACTUAL FY 20-21	ADOPTED FY 21-22	PROPOSED FY 22-23
REVENUES					
53607	EIR Developer Fees	736,323	270,802	1,000,000	1,000,000
53618	PBA-Expedited Inspections	0	0	500,000	500,000
53630	Planning Consultant Services F	42,281	0	0	0
53635	PBA - Trust & Agency	0	0	79,700	79,700
53636	PBA Building/Planning-Cash Bonds	41,689	11,802	589,200	589,200
53637	PBA - Accelerated Plan Check	769,843	952,503	764,900	900,000
57000	Expense Reimbursement	295,946	89,462	0	0
57018	Receivership	9,378	21,458	200,000	200,000
	TOTAL REVENUES	1,895,460	1,346,027	3,133,800	3,268,900
EXPENDITURES					
05316021	PLNG & BLG AGY SERVICES	1,693,090	828,281	3,633,800	3,268,900
	TOTAL EXPENDITURES	1,693,090	828,281	3,633,800	3,268,900
OPERATING EXPENSES		ACTUAL FY 19-20	ACTUAL FY 20-21	ADOPTED FY 21-22	PROPOSED FY 22-23
61000	SALARIES & BENEFITS	1,824	0	0	0
62000	CONTRACTUALS	1,691,266	828,281	3,633,800	3,268,900
	TOTAL	1,693,090	828,281	3,633,800	3,268,900

CITY SERVICES

PLNG & BLG AGY		ACCOUNTING UNIT			
PBA REVENUE		05316002			
Account Code	LINE ITEM RESOURCES	ACTUAL FY 19-20	ACTUAL FY 20-21	ADOPTED FY 21-22	PROPOSED FY 22-23
53607	EIR Developer Fees	736,323	270,802	1,000,000	1,000,000
53618	PBA-Expedited Inspections	0	0	500,000	500,000
53630	Planning Consultant Services F	42,281	0	0	0
53635	PBA - Trust & Agency	0	0	79,700	79,700
53636	PBA Building/Planning-Cash Bonds	41,689	11,802	589,200	589,200
53637	PBA - Accelerated Plan Check	769,843	952,503	764,900	900,000
57000	Expense Reimbursement	295,946	89,462	0	0
57018	Receivership	9,378	21,458	200,000	200,000
	SUBTOTAL REVENUES	1,895,460	1,346,027	3,133,800	3,268,900
	TOTAL	1,895,460	1,346,027	3,133,800	3,268,900

CITY SERVICES

PLNG & BLG AGY		ACCOUNTING UNIT			
PLNG & BLG AGY SERVICES		05316021			
Account Code	LINE ITEM RESOURCES	ACTUAL FY 19-20	ACTUAL FY 20-21	ADOPTED FY 21-22	PROPOSED FY 22-23
61000	Salaries Regular	1,454	0	0	0
61100	Retirement-Employer Normal Cost	43	0	0	0
61120	Medicare Insurance	21	0	0	0
61130	Health Insurance	174	0	0	0
61180	Worker Compensation Insurance	132	0	0	0
	SUBTOTAL SALARIES & BENEFITS	1,824	0	0	0
62300	Contract Services-Professional	309,495	72,343	700,000	500,000
62308	Consultant Services-EIR Develo	736,323	270,802	1,000,000	1,000,000
62311	Contract Services-Planning Con	49,156	4,423	0	0
62312	Contract Services-Trust & Agen	0	0	79,700	79,700
62315	Contract Services-Building/Pla	0	0	589,200	589,200
62318	Contract Services-PBA-Accelera	591,995	480,714	764,900	1,000,000
62323	Contract Services - Expedited	4,297	0	500,000	100,000
	SUBTOTAL CONTRACTUALS	1,691,266	828,281	3,633,800	3,268,900
	TOTAL	1,693,090	828,281	3,633,800	3,268,900

**STRONG-MOTION INSTRUMENTATION
DEPARTMENT RESOURCE SUMMARY**

PLNG & BLG AGY

OPERATING EXPENSES		ACTUAL FY 19-20	ACTUAL FY 20-21	ADOPTED FY 21-22	PROPOSED FY 22-23
62000	CONTRACTUALS	0	0	(5,000)	0
63000	COMMODITIES	0	0	5,000	0
	TOTAL	0	0	0	0

STRONG-MOTION INSTRUMENTATION

PLNG & BLG AGY		ACCOUNTING UNIT			
Strong-Motion Instrumentation		08916500			
Account Code	LINE ITEM RESOURCES	ACTUAL FY 19-20	ACTUAL FY 20-21	ADOPTED FY 21-22	PROPOSED FY 22-23
62120	Training, Transportation, Meetings	0	0	1,000	0
62300	Contract Services-Professional	0	0	(6,000)	0
	SUBTOTAL CONTRACTUALS	0	0	(5,000)	0
63001	Miscellaneous Operating Expenses	0	0	5,000	0
	SUBTOTAL COMMODITIES	0	0	5,000	0
	TOTAL	0	0	0	0

**SMIP
DEPARTMENT RESOURCE SUMMARY**

PLNG & BLG AGY

ACTIVITIES		ACTUAL FY 19-20	ACTUAL FY 20-21	ADOPTED FY 21-22	PROPOSED FY 22-23
REVENUES					
53638	Strong-Motion Instrumentation Program	0	97,777	16,000	16,000
	TOTAL REVENUES	0	97,777	16,000	16,000
EXPENDITURES					
11016500	Strong-Motion Instrumentation	0	0	16,000	16,000
	TOTAL EXPENDITURES	0	0	16,000	16,000
OPERATING EXPENSES		ACTUAL FY 19-20	ACTUAL FY 20-21	ADOPTED FY 21-22	PROPOSED FY 22-23
62000	CONTRACTUALS	0	0	8,000	8,000
63000	COMMODITIES	0	0	8,000	8,000
	TOTAL	0	0	16,000	16,000

SMIP

PLNG & BLG AGY		ACCOUNTING UNIT			
Strong-Motion Instrumentation		11016002			
Account Code	LINE ITEM RESOURCES	ACTUAL FY 19-20	ACTUAL FY 20-21	ADOPTED FY 21-22	PROPOSED FY 22-23
53638	Strong-Motion Instrumentation Program	0	97,777	16,000	16,000
	SUBTOTAL REVENUES	0	97,777	16,000	16,000
	TOTAL	0	97,777	16,000	16,000

SMIP

PLNG & BLG AGY		ACCOUNTING UNIT			
Strong-Motion Instrumentation		11016500			
Account Code	LINE ITEM RESOURCES	ACTUAL FY 19-20	ACTUAL FY 20-21	ADOPTED FY 21-22	PROPOSED FY 22-23
62120	Training, Transportation, Meetings	0	0	1,600	1,600
62300	Contract Services-Professional	0	0	6,400	6,400
	SUBTOTAL CONTRACTUALS	0	0	8,000	8,000
63001	Miscellaneous Operating Expenses	0	0	8,000	8,000
	SUBTOTAL COMMODITIES	0	0	8,000	8,000
	TOTAL	0	0	16,000	16,000

**SPECIAL REPAIR/DEMOLITION
DEPARTMENT RESOURCE SUMMARY**

PLNG & BLG AGY

ACTIVITIES		ACTUAL FY 19-20	ACTUAL FY 20-21	ADOPTED FY 21-22	PROPOSED FY 22-23
REVENUES					
53507	Emergency Repair Assessment	11,071	199,098	30,000	160,000
	TOTAL REVENUES	11,071	199,098	30,000	160,000
EXPENDITURES					
12116540	SPECIAL REPAIR/DEMOLITION	16,954	29,775	30,000	160,000
	TOTAL EXPENDITURES	16,954	29,775	30,000	160,000
OPERATING EXPENSES		ACTUAL FY 19-20	ACTUAL FY 20-21	ADOPTED FY 21-22	PROPOSED FY 22-23
62000	CONTRACTUALS	16,954	29,775	30,000	160,000
	TOTAL	16,954	29,775	30,000	160,000

SPECIAL REPAIR/DEMOLITION

PLNG & BLG AGY		ACCOUNTING UNIT			
SPECIAL REPAIR/DEMOL-PLANNG		12116002			
Account Code	LINE ITEM RESOURCES	ACTUAL FY 19-20	ACTUAL FY 20-21	ADOPTED FY 21-22	PROPOSED FY 22-23
53507	Emergency Repair Assessment	11,071	199,098	30,000	160,000
	SUBTOTAL REVENUES	11,071	199,098	30,000	160,000
	TOTAL	11,071	199,098	30,000	160,000

SPECIAL REPAIR/DEMOLITION

PLNG & BLG AGY		ACCOUNTING UNIT			
SPECIAL REPAIR/DEMOLITION		12116540			
Account Code	LINE ITEM RESOURCES	ACTUAL FY 19-20	ACTUAL FY 20-21	ADOPTED FY 21-22	PROPOSED FY 22-23
62300	Contract Services-Professional	16,954	29,775	30,000	160,000
	SUBTOTAL CONTRACTUALS	16,954	29,775	30,000	160,000
	TOTAL	16,954	29,775	30,000	160,000

**SB2 Planning
DEPARTMENT RESOURCE SUMMARY**

PLNG & BLG AGY

ACTIVITIES	ACTUAL FY 19-20	ACTUAL FY 20-21	ADOPTED FY 21-22	PROPOSED FY 22-23
REVENUES				
52025 State Grants-Direct	0	0	0	1,276,020
TOTAL REVENUES	0	0	0	1,276,020
EXPENDITURES				
15816500 SB2 Planning Grants Progrm	45,168	56,300	342,000	427,000
15816501 PBA LEAP Program	0	28,633	0	653,000
TOTAL EXPENDITURES	45,168	84,933	342,000	1,080,000
OPERATING EXPENSES	ACTUAL FY 19-20	ACTUAL FY 20-21	ADOPTED FY 21-22	PROPOSED FY 22-23
62000 CONTRACTUALS	28,063	66,915	82,000	770,000
63000 COMMODITIES	0	2,071	160,000	210,000
66000 CAPITAL	17,105	15,946	100,000	100,000
TOTAL	45,168	84,933	342,000	1,080,000

SB2 Planning

PLNG & BLG AGY		ACCOUNTING UNIT			
Planning Grants Program Revenue		15816002			
Account Code	LINE ITEM RESOURCES	ACTUAL FY 19-20	ACTUAL FY 20-21	ADOPTED FY 21-22	PROPOSED FY 22-23
52025	State Grants-Direct	0	0	0	1,276,020
	SUBTOTAL REVENUES	0	0	0	1,276,020
	TOTAL	0	0	0	1,276,020

SB2 Planning

PLNG & BLG AGY		ACCOUNTING UNIT			
SB2 Planning Grants Progrm		15816500			
Account Code	LINE ITEM RESOURCES	ACTUAL FY 19-20	ACTUAL FY 20-21	ADOPTED FY 21-22	PROPOSED FY 22-23
62200	Advertising	0	0	15,000	15,000
62300	Contract Services-Professional	28,063	40,353	67,000	202,000
	SUBTOTAL CONTRACTUALS	28,063	40,353	82,000	217,000
63001	Miscellaneous Operating Expenses	0	0	160,000	110,000
	SUBTOTAL COMMODITIES	0	0	160,000	110,000
66400	Machinery & Equipment	17,105	15,946	100,000	100,000
	SUBTOTAL CAPITAL	17,105	15,946	100,000	100,000
	TOTAL	45,168	56,300	342,000	427,000

SB2 Planning

PLNG & BLG AGY		ACCOUNTING UNIT			
PBA LEAP Program		15816501			
Account Code	LINE ITEM RESOURCES	ACTUAL FY 19-20	ACTUAL FY 20-21	ADOPTED FY 21-22	PROPOSED FY 22-23
62140	Membership, Subscription & Dues	0	0	0	18,000
62300	Contract Services-Professional	0	26,562	0	535,000
	SUBTOTAL CONTRACTUALS	0	26,562	0	553,000
63001	Miscellaneous Operating Expenses	0	2,071	0	100,000
	SUBTOTAL COMMODITIES	0	2,071	0	100,000
	TOTAL	0	28,633	0	653,000

**CARES ACT-STATE
DEPARTMENT RESOURCE SUMMARY**

PLNG & BLG AGY

ACTIVITIES		ACTUAL FY 19-20	ACTUAL FY 20-21	ADOPTED FY 21-22	PROPOSED FY 22-23
EXPENDITURES					
17616500	CARES ACT-STATE PBA	0	827,245	0	0
	TOTAL EXPENDITURES	0	827,245	0	0
OPERATING EXPENSES		ACTUAL FY 19-20	ACTUAL FY 20-21	ADOPTED FY 21-22	PROPOSED FY 22-23
61000	SALARIES & BENEFITS	0	705,263	0	0
62000	CONTRACTUALS	0	71,306	0	0
63000	COMMODITIES	0	22,641	0	0
66000	CAPITAL	0	28,036	0	0
	TOTAL	0	827,245	0	0

CARES ACT-STATE

PLNG & BLG AGY		ACCOUNTING UNIT			
CARES ACT-STATE PBA		17616500			
Account Code	LINE ITEM RESOURCES	ACTUAL FY 19-20	ACTUAL FY 20-21	ADOPTED FY 21-22	PROPOSED FY 22-23
61000	Salaries Regular	0	206,771	0	0
61020	Salaries Part-Time	0	200,032	0	0
61040	Salaries Overtime	0	247,431	0	0
61100	Retirement-Employer Normal Cost	0	12,230	0	0
61110	Part-Time Retirement	0	7,083	0	0
61120	Medicare Insurance	0	5,513	0	0
61130	Health Insurance	0	26,202	0	0
	SUBTOTAL SALARIES & BENEFITS	0	705,263	0	0
62300	Contract Services-Professional	0	71,306	0	0
	SUBTOTAL CONTRACTUALS	0	71,306	0	0
63001	Miscellaneous Operating Expenses	0	22,641	0	0
	SUBTOTAL COMMODITIES	0	22,641	0	0
66400	Machinery & Equipment	0	28,036	0	0
	SUBTOTAL CAPITAL	0	28,036	0	0
	TOTAL	0	827,245	0	0

**American Rescue Plan Act
DEPARTMENT RESOURCE SUMMARY**

PLNG & BLG AGY

ACTIVITIES	ACTUAL FY 19-20	ACTUAL FY 20-21	ADOPTED FY 21-22	PROPOSED FY 22-23
EXPENDITURES				
18116013 ARPA - PBA	0	0	0	514,020
TOTAL EXPENDITURES	0	0	0	514,020
OPERATING EXPENSES	ACTUAL FY 19-20	ACTUAL FY 20-21	ADOPTED FY 21-22	PROPOSED FY 22-23
61000 SALARIES & BENEFITS	0	0	0	462,080
65000 FIXED CHARGES	0	0	0	51,940
TOTAL	0	0	0	514,020

American Rescue Plan Act

PLNG & BLG AGY		ACCOUNTING UNIT			
ARPA - PBA		18116013			
Account Code	LINE ITEM RESOURCES	ACTUAL FY 19-20	ACTUAL FY 20-21	ADOPTED FY 21-22	PROPOSED FY 22-23
61000	Salaries Regular	0	0	0	336,070
61100	Retirement-Employer Normal Cost	0	0	0	37,740
61120	Medicare Insurance	0	0	0	4,870
61130	Health Insurance	0	0	0	83,400
	SUBTOTAL SALARIES & BENEFITS	0	0	0	462,080
65400	Indirect Costs	0	0	0	51,940
	SUBTOTAL FIXED CHARGES	0	0	0	51,940
	TOTAL	0	0	0	514,020

**SCAG GRANTS
DEPARTMENT RESOURCE SUMMARY**

PLNG & BLG AGY

ACTIVITIES		ACTUAL FY 19-20	ACTUAL FY 20-21	ADOPTED FY 21-22	PROPOSED FY 22-23
REVENUES					
52027	State Grants-Indirect	185,478	14,050	0	0
	TOTAL REVENUES	185,478	14,050	0	0
EXPENDITURES					
40316570	PBA SUSTAINABILITY PLNG GRANT	170,275	14,800	0	0
	TOTAL EXPENDITURES	170,275	14,800	0	0
OPERATING EXPENSES		ACTUAL FY 19-20	ACTUAL FY 20-21	ADOPTED FY 21-22	PROPOSED FY 22-23
62000	CONTRACTUALS	170,275	14,800	0	0
	TOTAL	170,275	14,800	0	0

SCAG GRANTS

PLNG & BLG AGY		ACCOUNTING UNIT			
PBA SCAG GRANT		40316002			
Account Code	LINE ITEM RESOURCES	ACTUAL FY 19-20	ACTUAL FY 20-21	ADOPTED FY 21-22	PROPOSED FY 22-23
52027	State Grants-Indirect	185,478	14,050	0	0
	SUBTOTAL REVENUES	185,478	14,050	0	0
	TOTAL	185,478	14,050	0	0

SCAG GRANTS

PLNG & BLG AGY		ACCOUNTING UNIT			
PBA SUSTAINABILITY PLNG GRANT		40316570			
Account Code	LINE ITEM RESOURCES	ACTUAL FY 19-20	ACTUAL FY 20-21	ADOPTED FY 21-22	PROPOSED FY 22-23
62300	Contract Services-Professional	170,275	14,800	0	0
	SUBTOTAL CONTRACTUALS	170,275	14,800	0	0
	TOTAL	170,275	14,800	0	0

**This Page Intentionally
Left Blank**



Public Works Agency



**This Page Intentionally
Left Blank**



**Public Works Agency
Position Summary**

Authorized Personnel	Funded FY 21-22	Workforce Changes	Funded FY 22-23
Accounting Assistant	2	0	2
Administrative Services Manager (MM)	1	0	2
Assistant Engineer	15	1	16
Associate Engineer	14	0	14
Assistant Instrument Technician	2	0	2
Assistant Parks/Landscape Planner	0	0	1
Assistant Public Works Maintenance Manager (AM)	1	0	1
Assistant Traffic Operations Engineer	1	0	1
Associate Park and Landscape Planner	0	0	1
Building Maintenance Supervisor	2	0	2
Building Maintenance Technician	9	0	9
Civil Engineer	5	0	5
Community Liaison	1	0	1
Construction Inspector	6	0	6
Contracts Administrator	4	0	4
Corporate Yard Maintenance Attendant	1	0	1
Data Entry Office Asst	1	0	1
Deputy City Engineer (MM)	1	0	1
Deputy Public Works Director / City Engineer (MM)	1	0	1
Deputy Public Works Director / Maintenance Services Manager (MM)	1	0	1
Deputy Public Works Director/Construction Services Manager (MM)	1	0	1
Deputy Public Works Director/Water Rsrcs Mgr (MM)	1	0	1
Engineering Aide	6	0	6
Engineering Technician**	8	0	8
Enterprise Program Manager	1	0	1
Equipment Operator**	4	0	5
Equipment Operator - Water Services	8	2	10
Executive Dir Public Works (EM)	1	0	1
Executive Secretary (UC)	1	0	1
Facilities Maintenance Manager (AM)	1	0	1
Fleet Parts Specialist	2	0	2
Fleet Services Manager (AM)	1	0	1
Fleet Services Supervisor	2	0	2
Fleet Services Technician II	9	0	9
Fleet Services Technician III	4	0	4
General Maintenance Leader	0	0	1
General Maintenance Supervisor	0	0	1
General Maintenance Worker	0	0	8
Instrument Technician	1	0	1
Lead Accounting Assistant	1	0	1
Maintenance Assistant	0	0	2
Maintenance Worker II*	16	0	16
Management Aide (UC)	3	0	4
Management Analyst (UC)	3	1	4
NPDES Manager	1	0	1
Park Services Inspection Supervisor	0	0	2
Park Services Inspector II	0	0	8
Park Services Superintendent (MM)	0	0	1
Principal Civil Engineer (MM)	4	0	4
Principal Management Analyst (AM)	1	0	1
Projects Manager**	4	0	4
Public Works Crew Leader	3	1	4
Public Works Dispatcher	1	0	1
Public Works Projects Specialist	3	1	4
Public Works Safety Assistant	0	1	1
Public Works Safety Coordinator	1	0	1
Records Specialist	1	0	1
Right-of-Way Coordinator	1	0	1

**Public Works Agency
Position Summary**

Authorized Personnel	Funded FY 21-22	Workforce Changes	Funded FY 22-23
Sanitation Inspector II	5	0	5
Senior Accounting Assistant	7	1	8
Senior Civil Engineer	11	0	11
Senior Construction Inspector	2	0	2
Senior Engineer	1	0	1
Senior Management Analyst (AM)	2	0	2
Senior Office Assistant	9	0	9
Senior Water Services Supervisor	1	0	1
Solid Waste Code Enforcement Officers	0	2	2
Stock Clerk	1	0	1
Stores & City Yard Property Specialist	1	0	1
Storekeeper	0	1	1
Stormwater Coordinator	1	1	2
Street Lighting Maintenance Worker	2	0	2
Street Maintenance Supervisor	3	0	3
Survey Party Chief	1	0	1
Systems Technician	1	0	1
Tree Maintenance Supervisor	1	0	1
Tree Trimmer	2	1	3
Water Conservation Specialist	0	1	1
Water Services Crew Leader	2	1	3
Water Services Meter Repairer II	4	2	6
Water Services Production Supervisor	1	0	1
Water Services Quality Coordinator	1	0	1
Water Services Quality Inspector	4	0	4
Water Services Quality Supervisor	1	0	1
Water Services Supervisor	3	0	3
Water Services Utility Inspector	2	0	2
Water Services Worker II	14	1	15
Water Systems Electrician	2	0	2
Water Systems Operator II	5	1	6
Water Systems Operator III	3	0	3
Funded Total	255	19	302

*Positions funded by American Rescue Plan Act Reso#2021-057

**Position added per the Mid-Year Budget Update Reso#2022-018

A total of 28 positions were transferred to Public Works Agency from Parks		
Administrative Services Manager (MM)-1	GENERAL FUND TOTAL	56.91
Assistant Parks/Landscape Planner-1	OTHER RESTRICTED FUND	8.58
Associate Park and Landscape Planner-1	ENTERPRISE FUND	128.90
General Maintenance Leader-1	INTERNAL SERVICE FUND	105.61
General Maintenance Supervisor-1	FEDERAL/STATE GRANTS	2.00
General Maintenance Worker-8		
Maintenance Assistant-2		
Management Aide (UC)-1		
Park Services Inspector II-8		
Park Services Inspection Supervisor-2		
Park Services Superintendent-1	TOTAL FUNDED POSITION	302
Senior Accounting Assistant-1		

Public Works

REVENUE

Fund	ACTUAL FY 19-20	ACTUAL FY 20-21	ADOPTED FY 21-22	PROPOSED FY 22-23
011 GENERAL FUND	19,432,726	4,841,622	4,759,400	4,578,900
029 SPECIAL GAS TAX	67,847,886	13,588,584	14,490,130	17,183,130
030 PROP 1B BOND ACT OF 2006	2,811	1,287	-	-
031 AIR QUALITY IMPR. (AB 2766)	486,529	556,347	645,000	534,000
032 MEASURE M-STREET CONSTRUCTION	6,980,955	10,650,010	5,738,920	5,762,330
033 NEW TRANSP SYS IMPR AREA B	24,087	10,632	-	-
034 NEW TRANSP SYS IMPR AREA E	82,434	278,175	-	-
035 NEW TRANSP SYS IMPR AREA F	128,660	190,413	-	-
041 TRANSP SYS IMPR AREA A-2	66,434	2,776	-	-
042 TRANSP SYS IMPR AREA B	175	80	-	-
048 TRANSP SYS IMPR AREA C-2	3,913	1,791	-	-
049 TRANSP SYS IMPR AREA G	1,804	826	-	-
053 CITY SERVICES	-	-	-	150,000
054 SANITARY SEWER CAPITAL	972,148	(136,288)	-	60,000
055 SEWER CONNECTION FEE	2,052,875	1,126,735	1,099,600	1,140,400
056 SANITARY SEWER SERVICE	6,822,829	7,405,493	7,617,300	8,895,300
057 FED CLEAN WATER PROTECTION ENT	3,555,892	3,913,597	4,415,200	5,300,800
058 RESIDENTIAL STREET IMPROVEMENT	578,543	568,167	-	450,000
059 SELECT STREET CONSTRUCTION	10,828,156	3,857,885	11,637,900	11,335,100
060 WATER REVENUE	58,408,930	63,823,036	71,518,500	73,576,450
066 ACQUISITION & CONSTRUCTION	3,159,286	6,211,095	19,443,740	20,000,000
067 REGIONAL TRANSP CENTER	641,714	1,564,129	1,699,770	1,841,740
068 SANITATION FUND	6,118,533	6,003,134	6,247,900	6,342,900
069 REFUSE COLLECTION SERVICE	21,985,185	13,462,407	14,136,400	16,286,740
070 EQUIPMENT REPLACEMENT FUND	2,039,102	1,728,424	1,762,800	738,700
073 BUILDING MAINT FUND	4,658,113	4,632,615	4,622,900	5,623,060
074 CIVIC CENTER MAINTENANCE	-	-	-	4,787,650
075 FLEET MAINTENANCE	4,471,735	4,666,420	4,510,000	5,467,310
076 STORES & PROPERTY CONTROL	2,230,874	2,267,522	1,804,100	1,804,100
085 CITY YARD OPERATION	1,253,337	1,256,135	1,263,100	1,263,100
086 PUB WKS ENG/PROJ MGMT	7,103,499	8,017,073	10,780,000	10,147,760
101 PUB WKS-ADMIN & PLANNING	5,628,888	5,611,593	8,090,300	7,733,700
122 EMERGENCY & HEALTH GRANTS	9	2,290	-	2,302,880
147 FEDERAL AID SAFETY PROGRAM	15,300	701,547	170,800	-
148 TRAFFIC SYSTEM MGMT GRANT	752,576	4,362,724	4,849,000	889,000

Public Works

REVENUE

Fund	ACTUAL FY 19-20	ACTUAL FY 20-21	ADOPTED FY 21-22	PROPOSED FY 22-23
149 WIC ASSESSMENT DIST ST IMPRV	670	275	-	-
164 PWA ENTERPRISE CAPITAL GRANTS	105,229	-	-	-
165 OFFICE OF TRAFFIC SAFETY GRANT	49,997	77,136	-	-
201 LOCAL DRAINAGE AREA NO 1	6	1	-	-
202 LOCAL DRAINAGE AREA NO 2	26	12	-	-
203 LOCAL DRAINAGE AREA NO 3	13,847	6,338	-	-
204 LOCAL DRAINAGE AREA NO 4	19	9	-	-
205 LOCAL DRAINAGE AREA NO 5	11	5	-	-
206 LOCAL DRAINAGE AREA NO 6	16	7	-	-
207 LOCAL DRAINAGE AREA NO 7	3,536	1,630	-	-
209 LOCAL DRAINAGE AREA NO 9	13	6	-	-
210 LOCAL DRAINAGE AREA NO 10	315	144	-	-
211 LOCAL DRAINAGE AREA NO 11	4	2	-	-
212 LOCAL DRAINAGE AREA NO 12	-	-	-	-
213 LOCAL DRAINAGE AREA NO 13	49	23	-	-
221 LOCAL DRAINAGE AREA I	45,041	70,828	-	-
222 LOCAL DRAINAGE AREA II	47,688	36,677	-	-
223 LOCAL DRAINAGE AREA III	9,187	3,534	-	-
224 LOCAL DRAINAGE AREA IV	111,449	50,460	-	-
225 LOCAL DRAINAGE AREA V	5,070	40,534	-	-
226 LOCAL DRAINAGE AREA VI	2,587	16,745	-	-
403 SCAG GRANTS	27,563	-	-	-
TOTAL REVENUE	238,758,263	171,472,642	201,302,760	214,195,050

EXPENDITURE

Fund	ACTUAL FY 19-20	ACTUAL FY 20-21	ADOPTED FY 21-22	PROPOSED FY 22-23
011 GENERAL FUND	15,696,326	15,101,519	15,711,070	48,533,650
029 SPECIAL GAS TAX	69,888,618	8,410,732	17,934,670	18,075,410
031 AIR QUALITY IMPR. (AB 2766)	86,100	49,433	150,000	73,440
032 MEASURE M-STREET CONSTRUCTION	8,190,896	7,494,612	5,738,920	5,760,000
034 NEW TRANSPOR SYS IMPR AREA E	83,771	25,597	1,000,000	-
035 NEW TRANSPOR SYS IMPR AREA F	566,664	216,648	-	530,000
051 CAPITAL OUTLAY FUND	91,881	206,177	-	-
053 CITY SERVICES	386	-	-	150,000

Public Works

EXPENDITURE

Fund	ACTUAL FY 19-20	ACTUAL FY 20-21	ADOPTED FY 21-22	PROPOSED FY 22-23
054 SANITARY SEWER CAPITAL	1,458,270	3,430,038	2,180,000	3,810,000
055 SEWER CONNECTION FEE	2,561,249	2,539,351	2,167,000	1,000,000
056 SANITARY SEWER SERVICE	6,519,669	6,783,080	8,651,780	8,968,140
057 FED CLEAN WATER PROTECTION ENT	3,704,865	4,376,301	4,892,500	5,297,720
058 RESIDENTIAL STREET IMPROVEMENT	68,773	7,201	-	300,000
059 SELECT STREET CONSTRUCTION	6,416,069	5,648,912	11,637,920	9,068,440
060 WATER REVENUE	54,198,952	61,600,291	89,816,910	94,649,230
066 ACQUISITION & CONSTRUCTION	2,757,626	6,583,109	19,425,000	3,125,000
067 REGIONAL TRANSP CENTER	1,094,318	1,057,550	1,699,770	1,777,850
068 SANITATION FUND	4,816,589	6,340,797	6,299,410	7,563,840
069 REFUSE COLLECTION SERVICE	28,072,695	13,002,579	18,327,430	19,085,050
070 EQUIPMENT REPLACEMENT FUND	38,028	882,747	2,005,000	664,000
073 BUILDING MAINT FUND	4,865,406	5,767,169	6,000,920	5,663,860
074 CIVIC CENTER MAINTENANCE	-	-	-	2,569,070
075 FLEET MAINTENANCE	4,370,187	5,148,390	6,114,840	5,826,720
076 STORES & PROPERTY CONTROL	1,369,876	1,713,399	1,763,970	1,970,290
085 CITY YARD OPERATION	1,204,419	1,182,490	1,319,230	1,324,190
086 PUB WKS ENG/PROJ MGMT	7,844,216	8,635,422	10,181,370	10,313,620
101 PUB WKS-ADMIN & PLANNING	5,596,229	7,355,613	8,428,750	10,225,500
122 EMERGENCY & HEALTH GRANTS	127,000	-	-	-
147 FEDERAL AID SAFETY PROGRAM	20,380	1,357,515	170,800	-
148 TRAFFIC SYSTEM MGMT GRANT	2,968,680	7,325,475	4,849,000	889,000
164 PWA ENTERPRISE CAPITAL GRANTS	518,326	1,272,188	-	-
165 OFFICE OF TRAFFIC SAFETY GRANT	36,850	72,386	-	-
174 CARES ACT	-	573,501	-	-
176 CARES ACT-STATE	-	981,852	-	-
181 American Rescue Plan Act	-	-	-	177,780
223 LOCAL DRAINAGE AREA III	58,945	1,829	-	-
224 LOCAL DRAINAGE AREA IV	72,339	123,209	50,000	141,470
226 LOCAL DRAINAGE AREA VI	-	-	-	150,000
403 SCAG GRANTS	27,563	-	-	-
TOTAL EXPENDITURE	235,391,773	185,267,114	246,516,260	267,683,270

**This Page Intentionally
Left Blank**



GENERAL FUND

PUBLIC WORKS		ACCOUNTING UNIT			
PUB WKS REVENUES		01117002			
Account Code	LINE ITEM RESOURCES	ACTUAL FY 19-20	ACTUAL FY 20-21	ADOPTED FY 21-22	PROPOSED FY 22-23
50052	Refuse Contract Program Surcharge	6,258,502	0	0	0
51004	Bus Shelter Fees	87,500	150,000	150,000	0
51608	News box Permit Fees	19,297	19,556	20,000	19,000
53740	Small Cell App Fee for City Facilities	0	31,352	0	0
53741	Small Cell Compliance Inspection Fee	64,446	78,381	50,000	20,000
56305	Engineering Service Charge	1,873	0	0	0
57010	Miscellaneous Recoveries	6,520	16,766	0	0
57071	Sale of Land	0	2,900	0	0
57700	Refuse Program Saving Recovery	1,851,500	0	0	0
57770	Sale of Maps & Documents	0	59	0	0
57791	Overhead-Water	4,537,900	4,537,900	4,537,900	4,537,900
57991	Miscellaneous Receipts	5,188	4,708	1,500	2,000
59000	Transfer From Fund 069	6,600,000	0	0	0
	SUBTOTAL REVENUES	19,432,726	4,841,622	4,759,400	4,578,900
	TOTAL	19,432,726	4,841,622	4,759,400	4,578,900

**GENERAL FUND
DEPARTMENT RESOURCE SUMMARY**

PUBLIC WORKS

ACTIVITIES	ACTUAL FY 19-20	ACTUAL FY 20-21	ADOPTED FY 21-22	PROPOSED FY 22-23
EXPENDITURES				
01117017 PWA - SERVICE ENHANCEMENT	0	1,695,602	1,596,620	6,790,120
01117605 PUB WKS-CITY FCLTIES LIC AGRMT	50,000	99,855	125,000	50,000
01117606 PUB WKS DEVELOPMENT ENGINEERING	0	0	550,000	550,000
01117620 PUB WKS-TRAFFIC/TRANSPORTATION ENGINEERING-SERVICE ENHANCEMENT	6,432,411	2,983,980	3,068,140	7,905,560
01117621 PUB WKS-Bus Shelter Program – Service Enhancement	0	0	550,000	0
01117625 PUB WKS-ROADWAY MARKING/SIGNS	604,667	591,111	600,200	600,200
01117626 PUB WKS-SIDEWALKS-SERVICE ENHANCEMENT	0	1,000,000	0	1,000,000
01117630 PUB WKS-STREET LIGHT MAINTENAN-SERVICE ENHANCEMENT	3,379,908	3,272,788	3,333,350	3,858,970
01117642 PUB WKS-GRAFFITI ABATEMENT PROGRAM	781,923	1,341,058	1,508,020	2,109,040
01117643 PUB WKS-Pub Works Trees – Service Enhancement	3,753,219	3,743,232	3,558,760	4,479,630
01117644 PUB WKS-CROSSING GUARD-SERVICE ENHANCEMENT	0	141,114	820,980	1,045,440
01117650 PUB WKS-SARTC MAINTENANCE-SERVICE ENHANCEMENT	694,034	232,778	0	0
01117651 PARK MAINTENANCE SERV ENHCMENT	0	0	0	12,564,650
01117652 PWA - PARK SERVICE ENHANCEMENT	0	0	0	4,080,040
01117660 PWA_ Road Maintenance	0	0	0	3,500,000
TOTAL EXPENDITURES	15,696,162	15,101,519	15,711,070	48,533,650
OPERATING EXPENSES				
61000 SALARIES & BENEFITS	2,852,330	3,065,748	3,626,940	7,151,380
62000 CONTRACTUALS	5,395,122	8,086,863	7,386,010	25,290,500
63000 COMMODITIES	180,833	250,504	173,060	1,169,060
65000 FIXED CHARGES	1,413,845	1,515,580	2,464,040	3,670,620
66000 CAPITAL	4,855,893	1,221,156	235,000	10,177,390
67000 DEBT SERVICE	917,869	880,908	1,746,600	995,500
68000 TRANSFERS	80,270	80,760	79,420	79,200
TOTAL	15,696,162	15,101,519	15,711,070	48,533,650

GENERAL FUND

PUBLIC WORKS		ACCOUNTING UNIT			
PWA - SERVICE ENHANCEMENT		01117017			
Account Code	LINE ITEM RESOURCES	ACTUAL FY 19-20	ACTUAL FY 20-21	ADOPTED FY 21-22	PROPOSED FY 22-23
61000	Salaries Regular	0	0	77,710	128,530
61040	Salaries Overtime	0	0	0	50,000
61100	Retirement-Employer Normal Cost	0	0	21,490	25,940
61120	Medicare Insurance	0	0	2,620	3,350
61130	Health Insurance	0	0	58,800	95,520
	SUBTOTAL SALARIES & BENEFITS	0	0	160,620	303,340
62300	Contract Services-Professional	0	453,257	636,000	1,242,660
62320	Maintenance & Repair Buildings	0	459,794	0	0
	SUBTOTAL CONTRACTUALS	0	913,052	636,000	1,242,660
65040	IT Maintenance Charge	0	0	0	16,730
	SUBTOTAL FIXED CHARGES	0	0	0	16,730
66200	Buildings & Building Improvements	0	0	0	2,750,000
66220	Improvements Other Than Building	0	0	0	1,542,390
66400	Machinery & Equipment	0	0	0	835,000
66410	Vehicle Purchase	0	0	0	100,000
	SUBTOTAL CAPITAL	0	0	0	5,227,390
67004	Debt Service	0	563,960	800,000	0
67110	Interest-Debt Services	0	218,591	0	0
	SUBTOTAL DEBT SERVICE	0	782,550	800,000	0
	TOTAL	0	1,695,602	1,596,620	6,790,120

GENERAL FUND

PUBLIC WORKS

ACCOUNTING UNIT

PUB WKS-CITY FCLTIES LIC AGRMT

01117605

Account Code	LINE ITEM RESOURCES	ACTUAL FY 19-20	ACTUAL FY 20-21	ADOPTED FY 21-22	PROPOSED FY 22-23
62300	Contract Services-Professional	50,000	99,855	0	0
	SUBTOTAL CONTRACTUALS	50,000	99,855	0	0
65205	Internal Departments Personnel	0	0	125,000	50,000
	SUBTOTAL FIXED CHARGES	0	0	125,000	50,000
	TOTAL	50,000	99,855	125,000	50,000

GENERAL FUND

PUBLIC WORKS

ACCOUNTING UNIT

PUB WKS DEVELOPMENT ENGINEERING

01117606

Account Code	LINE ITEM RESOURCES	ACTUAL FY 19-20	ACTUAL FY 20-21	ADOPTED FY 21-22	PROPOSED FY 22-23
65205	Internal Departments Personnel	0	0	550,000	550,000
	SUBTOTAL FIXED CHARGES	0	0	550,000	550,000
	TOTAL	0	0	550,000	550,000

GENERAL FUND

PUBLIC WORKS

ACCOUNTING UNIT

PUB WKS-SIDEWALKS-SERVICE ENHANCEMENT

01117626

Account Code	LINE ITEM RESOURCES	ACTUAL FY 19-20	ACTUAL FY 20-21	ADOPTED FY 21-22	PROPOSED FY 22-23
66220	Improvements Other Than Building	0	1,000,000	0	1,000,000
	SUBTOTAL CAPITAL	0	1,000,000	0	1,000,000
	TOTAL	0	1,000,000	0	1,000,000

GENERAL FUND

PUBLIC WORKS		ACCOUNTING UNIT			
PUB WKS-CROSSING GUARD-SERVICE ENHANCEMENT		01117644			
Account Code	LINE ITEM RESOURCES	ACTUAL FY 19-20	ACTUAL FY 20-21	ADOPTED FY 21-22	PROPOSED FY 22-23
61020	Salaries Part-Time	0	17,526	39,610	39,660
61110	Part-Time Retirement	0	657	1,490	1,490
61120	Medicare Insurance	0	254	570	580
61180	Worker Compensation Insurance	0	0	0	1,050
	SUBTOTAL SALARIES & BENEFITS	0	18,437	41,670	42,780
62300	Contract Services-Professional	0	119,480	779,310	999,310
	SUBTOTAL CONTRACTUALS	0	119,480	779,310	999,310
63001	Miscellaneous Operating Expenses	0	3,198	0	0
	SUBTOTAL COMMODITIES	0	3,198	0	0
65100	Insurance Charges	0	0	0	3,160
65105	Benefits Overhead	0	0	0	190
	SUBTOTAL FIXED CHARGES	0	0	0	3,350
	TOTAL	0	141,114	820,980	1,045,440

GENERAL FUND

PUBLIC WORKS		ACCOUNTING UNIT			
PARK MAINTENANCE SERV ENHCMENT		01117651			
Account Code	LINE ITEM RESOURCES	ACTUAL FY 19-20	ACTUAL FY 20-21	ADOPTED FY 21-22	PROPOSED FY 22-23
61000	Salaries Regular	0	0	0	1,111,670
61020	Salaries Part-Time	0	0	0	281,370
61040	Salaries Overtime	0	0	0	35,000
61100	Retirement-Employer Normal Cost	0	0	0	78,070
61110	Part-Time Retirement	0	0	0	10,550
61120	Medicare Insurance	0	0	0	19,470
61130	Health Insurance	0	0	0	230,160
61170	Retiree Health Benefits	0	0	0	2,490
61180	Worker Compensation Insurance	0	0	0	66,790
	SUBTOTAL SALARIES & BENEFITS	0	0	0	1,835,570
62000	Utilities	0	0	0	1,470,000
62010	Communications	0	0	0	33,600
62120	Training, Transportation, Meetings	0	0	0	8,100
62140	Membership, Subscription & Dues	0	0	0	3,800
62251	Other Agency Services	0	0	0	72,900
62320	Maintenance & Repair Buildings	0	0	0	7,273,300
62501	Operating Lease Expense	0	0	0	800
	SUBTOTAL CONTRACTUALS	0	0	0	8,862,500
63200	Operating Materials & Supplies	0	0	0	650,000
63300	Gas & Diesel	0	0	0	57,700
	SUBTOTAL COMMODITIES	0	0	0	707,700
65000	Building Rental	0	0	0	543,870
65010	Rental City Equipment	0	0	0	286,570
65011	Equipment Replacement Charges	0	0	0	11,710
65012	Accident Repair & Replacement	0	0	0	790
65020	City Yard Rental	0	0	0	107,560
65040	IT Maintenance Charge	0	0	0	61,350
65100	Insurance Charges	0	0	0	86,150
65105	Benefits Overhead	0	0	0	11,980
	SUBTOTAL FIXED CHARGES	0	0	0	1,109,980
67003	Loan Payment-OBF	0	0	0	48,900
	SUBTOTAL DEBT SERVICE	0	0	0	48,900
	TOTAL	0	0	0	12,564,650

This Accounting Unit was transferred from Parks effective FY 22-23.

GENERAL FUND

PUBLIC WORKS		ACCOUNTING UNIT			
PWA - PARK SERVICE ENHANCEMENT		01117652			
Account Code	LINE ITEM RESOURCES	ACTUAL FY 19-20	ACTUAL FY 20-21	ADOPTED FY 21-22	PROPOSED FY 22-23
61000	Salaries Regular	0	0	0	884,240
61100	Retirement-Employer Normal Cost	0	0	0	74,580
61120	Medicare Insurance	0	0	0	12,770
61130	Health Insurance	0	0	0	277,200
	SUBTOTAL SALARIES & BENEFITS	0	0	0	1,248,790
62320	Maintenance & Repair Buildings	0	0	0	2,831,250
	SUBTOTAL CONTRACTUALS	0	0	0	2,831,250
	TOTAL	0	0	0	4,080,040

This Accounting Unit was transferred from Parks effective FY 22-23.

GENERAL FUND

PUBLIC WORKS		ACCOUNTING UNIT			
PWA_ Road Maintenance		01117660			
Account Code	LINE ITEM RESOURCES	ACTUAL FY 19-20	ACTUAL FY 20-21	ADOPTED FY 21-22	PROPOSED FY 22-23
66220	Improvements Other Than Building	0	0	0	3,500,000
	SUBTOTAL CAPITAL	0	0	0	3,500,000
	TOTAL	0	0	0	3,500,000

GENERAL FUND

PUBLIC WORKS		ACCOUNTING UNIT			
PUB WKS-TRAFFIC/TRANSPORTATION ENGINEERING-SERVICE ENHANCEMENT		01117620			
Account Code	LINE ITEM RESOURCES	ACTUAL FY 19-20	ACTUAL FY 20-21	ADOPTED FY 21-22	PROPOSED FY 22-23
61000	Salaries Regular	921,658	1,026,420	1,168,250	1,399,680
61010	Salaries Cash Out/Separation	3	0	0	0
61020	Salaries Part-Time	53,616	89,799	198,550	190,660
61040	Salaries Overtime	8,900	5,760	4,000	4,000
61100	Retirement-Employer Normal Cost	35,328	54,605	92,020	85,290
61102	Retirement- Employer Unfunded- Miscellaneous	0	0	10,800	0
61110	Part-Time Retirement	1,838	3,368	7,450	7,150
61120	Medicare Insurance	14,028	16,196	22,960	23,000
61130	Health Insurance	128,893	141,157	257,250	265,460
61170	Retiree Health Benefits	0	874	2,460	2,310
61180	Worker Compensation Insurance	91,274	74,274	75,940	71,590
	SUBTOTAL SALARIES & BENEFITS	1,255,537	1,412,452	1,839,680	2,049,140
62010	Communications	17,286	17,340	20,000	21,040
62120	Training, Transportation, Meetings	1,972	213	5,500	5,500
62140	Membership, Subscription & Dues	1,338	4,159	5,500	5,500
62300	Contract Services-Professional	351,856	271,451	262,800	4,743,800
62321	Maintenance & Repair Improve	0	482,044	0	0
	SUBTOTAL CONTRACTUALS	372,451	775,207	293,800	4,775,840
63001	Miscellaneous Operating Expenses	33,539	53,220	31,000	67,150
63300	Gas & Diesel	3,099	3,257	5,300	5,300
	SUBTOTAL COMMODITIES	36,637	56,477	36,300	72,450
65000	Building Rental	148,700	148,700	148,900	181,100
65010	Rental City Equipment	50,400	34,300	48,460	61,500
65011	Equipment Replacement Charges	28,092	11,200	26,100	11,560
65012	Accident Repair & Replacement	1,200	1,200	3,600	1,110
65040	IT Maintenance Charge	56,081	56,080	78,940	63,020
65100	Insurance Charges	137,400	194,690	200,820	215,430
65105	Benefits Overhead	0	3,510	4,710	12,210
65205	Internal Departments Personnel	0	0	(25,410)	0
65210	Delivery Charges	850	850	1,020	1,200
65240	Public Works Administrative Ch	205,400	205,400	328,600	328,600
	SUBTOTAL FIXED CHARGES	628,123	655,930	815,740	875,730
66220	Improvements Other Than Building	4,056,239	0	0	0
66400	Machinery & Equipment	0	0	0	50,000
	SUBTOTAL CAPITAL	4,056,239	0	0	50,000
67200	Principal-Leases	2,577	2,656	3,200	3,200
67210	Interest-Leases	577	498	0	0
	SUBTOTAL DEBT SERVICE	3,154	3,154	3,200	3,200
68000	Transfer to Fund 404 (Police Bldg/Ross Annex Debt)	80,270	80,760	79,420	79,200
	SUBTOTAL TRANSFERS	80,270	80,760	79,420	79,200
	TOTAL	6,432,411	2,983,980	3,068,140	7,905,560

GENERAL FUND

PUBLIC WORKS

ACCOUNTING UNIT

PUB WKS-Bus Shelter Program – Service Enhancement

01117621

Account Code	LINE ITEM RESOURCES	ACTUAL FY 19-20	ACTUAL FY 20-21	ADOPTED FY 21-22	PROPOSED FY 22-23
62300	Contract Services-Professional	0	0	515,000	0
	SUBTOTAL CONTRACTUALS	0	0	515,000	0
66220	Improvements Other Than Building	0	0	35,000	0
	SUBTOTAL CAPITAL	0	0	35,000	0
	TOTAL	0	0	550,000	0

GENERAL FUND

PUBLIC WORKS

ACCOUNTING UNIT

PUB WKS-ROADWAY MARKING/SIGNS

01117625

Account Code	LINE ITEM RESOURCES	ACTUAL FY 19-20	ACTUAL FY 20-21	ADOPTED FY 21-22	PROPOSED FY 22-23
62300	Contract Services-Professional	580,009	564,378	573,000	573,000
	SUBTOTAL CONTRACTUALS	580,009	564,378	573,000	573,000
63001	Miscellaneous Operating Expenses	24,658	26,733	20,000	20,000
	SUBTOTAL COMMODITIES	24,658	26,733	20,000	20,000
65240	Public Works Administrative Ch	0	0	7,200	7,200
	SUBTOTAL FIXED CHARGES	0	0	7,200	7,200
	TOTAL	604,667	591,111	600,200	600,200

GENERAL FUND

PUBLIC WORKS		ACCOUNTING UNIT			
PUB WKS-STREET LIGHT MAINTENAN-SERVICE ENHANCEMENT		01117630			
Account Code	LINE ITEM RESOURCES	ACTUAL FY 19-20	ACTUAL FY 20-21	ADOPTED FY 21-22	PROPOSED FY 22-23
61000	Salaries Regular	98,588	96,256	130,910	166,140
61040	Salaries Overtime	8,755	1,247	0	0
61100	Retirement-Employer Normal Cost	9,040	10,232	15,580	18,020
61110	Part-Time Retirement	0	0	1,360	0
61120	Medicare Insurance	1,541	1,387	2,430	2,420
61130	Health Insurance	21,042	19,066	36,900	44,080
61170	Retiree Health Benefits	0	21	0	70
61180	Worker Compensation Insurance	9,955	6,270	6,850	5,770
	SUBTOTAL SALARIES & BENEFITS	148,921	134,480	194,030	236,500
62000	Utilities	1,445,030	1,818,729	1,400,000	1,400,000
62300	Contract Services-Professional	405	32,382	24,000	374,000
62321	Maintenance & Repair Improve	719,360	918,968	340,000	470,000
	SUBTOTAL CONTRACTUALS	2,164,795	2,770,079	1,764,000	2,244,000
63001	Miscellaneous Operating Expenses	61,906	64,524	70,000	270,000
	SUBTOTAL COMMODITIES	61,906	64,524	70,000	270,000
65040	IT Maintenance Charge	7,530	7,530	7,770	11,160
65100	Insurance Charges	11,800	16,420	18,120	17,360
65105	Benefits Overhead	0	300	460	1,050
65210	Delivery Charges	71	70	70	0
65240	Public Works Administrative Ch	51,400	51,400	136,900	136,900
	SUBTOTAL FIXED CHARGES	70,801	75,720	163,320	166,470
66220	Improvements Other Than Building	20,235	134,247	200,000	0
	SUBTOTAL CAPITAL	20,235	134,247	200,000	0
67003	Loan Payment-OBF	130,700	93,739	142,000	142,000
67004	Debt Service	488,376	0	800,000	800,000
67110	Interest-Debt Services	294,174	0	0	0
	SUBTOTAL DEBT SERVICE	913,250	93,739	942,000	942,000
	TOTAL	3,379,908	3,272,788	3,333,350	3,858,970

GENERAL FUND

PUBLIC WORKS		ACCOUNTING UNIT			
PUB WKS-GRAFFITI ABATEMENT PROGRAM		01117642			
Account Code	LINE ITEM RESOURCES	ACTUAL FY 19-20	ACTUAL FY 20-21	ADOPTED FY 21-22	PROPOSED FY 22-23
61000	Salaries Regular	53,874	46,044	47,810	50,120
61020	Salaries Part-Time	10,191	256	18,910	20,410
61040	Salaries Overtime	2,311	1,146	0	0
61100	Retirement-Employer Normal Cost	4,191	5,235	5,690	5,630
61110	Part-Time Retirement	382	9	710	770
61120	Medicare Insurance	838	737	970	1,030
61130	Health Insurance	4,220	4,035	7,340	7,420
61180	Worker Compensation Insurance	6,155	3,660	3,920	2,770
	SUBTOTAL SALARIES & BENEFITS	82,161	61,121	85,350	88,150
62010	Communications	1,080	930	1,000	1,000
62300	Contract Services-Professional	690,060	1,265,018	1,383,000	1,983,000
	SUBTOTAL CONTRACTUALS	691,140	1,265,948	1,384,000	1,984,000
63001	Miscellaneous Operating Expenses	229	269	0	0
	SUBTOTAL COMMODITIES	229	269	0	0
65040	IT Maintenance Charge	3,915	3,920	3,740	3,630
65100	Insurance Charges	4,450	9,600	10,380	8,350
65105	Benefits Overhead	0	170	120	510
65210	Delivery Charges	28	30	30	0
65240	Public Works Administrative Ch	0	0	24,400	24,400
	SUBTOTAL FIXED CHARGES	8,393	13,720	38,670	36,890
	TOTAL	781,923	1,341,058	1,508,020	2,109,040

GENERAL FUND

PUBLIC WORKS		ACCOUNTING UNIT			
PUB WKS-Pub Works Trees – Service Enhancement		01117643			
Account Code	LINE ITEM RESOURCES	ACTUAL FY 19-20	ACTUAL FY 20-21	ADOPTED FY 21-22	PROPOSED FY 22-23
61000	Salaries Regular	853,762	961,118	772,710	803,350
61010	Salaries Cash Out/Separation	0	19,421	0	0
61020	Salaries Part-Time	47,996	10,000	52,930	54,700
61040	Salaries Overtime	95,657	68,345	105,000	105,000
61100	Retirement-Employer Normal Cost	60,049	82,647	80,850	78,110
61110	Part-Time Retirement	760	375	1,990	2,050
61120	Medicare Insurance	13,708	14,807	13,200	13,570
61130	Health Insurance	201,297	198,442	230,040	232,140
61170	Retiree Health Benefits	0	123	0	0
61180	Worker Compensation Insurance	92,483	83,980	48,870	58,190
	SUBTOTAL SALARIES & BENEFITS	1,365,712	1,439,258	1,305,590	1,347,110
62010	Communications	11,343	9,441	20,000	21,040
62120	Training, Transportation, Meetings	948	114	2,600	2,600
62140	Membership, Subscription & Dues	453	230	2,600	2,600
62300	Contract Services-Professional	1,523,642	1,084,127	1,363,100	1,699,100
62320	Maintenance & Repair Buildings	0	284,704	0	0
62321	Maintenance & Repair Improve	341	49,269	50,000	50,000
62322	Maintenance & Repair Machinery	0	178	2,600	2,600
	SUBTOTAL CONTRACTUALS	1,536,726	1,428,064	1,440,900	1,777,940
63001	Miscellaneous Operating Expenses	28,962	47,823	0	52,150
63300	Gas & Diesel	28,442	51,480	46,760	46,760
	SUBTOTAL COMMODITIES	57,403	99,304	46,760	98,910
65010	Rental City Equipment	160,752	157,100	151,080	191,730
65011	Equipment Replacement Charges	37,044	20,600	19,210	39,510
65012	Accident Repair & Replacement	3,921	3,400	30	2,060
65020	City Yard Rental	25,619	25,620	25,620	25,620
65040	IT Maintenance Charge	84,514	84,510	96,090	72,510
65100	Insurance Charges	136,240	220,060	129,240	175,120
65105	Benefits Overhead	0	3,960	4,980	10,620
65210	Delivery Charges	762	760	760	0
65240	Public Works Administrative Ch	254,200	254,200	337,100	337,100
65400	Indirect Costs	3,476	0	0	0
	SUBTOTAL FIXED CHARGES	706,528	770,210	764,110	854,270
66400	Machinery & Equipment	85,384	4,932	0	400,000
	SUBTOTAL CAPITAL	85,384	4,932	0	400,000
67200	Principal-Leases	1,197	1,233	1,400	1,400
67210	Interest-Leases	268	231	0	0
	SUBTOTAL DEBT SERVICE	1,464	1,464	1,400	1,400
	TOTAL	3,753,219	3,743,232	3,558,760	4,479,630

GENERAL FUND

PUBLIC WORKS

ACCOUNTING UNIT

PUB WKS-SARTC MAINTENANCE-SERVICE ENHANCEMENT

01117650

Account Code	LINE ITEM RESOURCES	ACTUAL FY 19-20	ACTUAL FY 20-21	ADOPTED FY 21-22	PROPOSED FY 22-23
62300	Contract Services-Professional	0	150,800	0	0
	SUBTOTAL CONTRACTUALS	0	150,800	0	0
66200	Buildings & Building Improvements	694,034	81,978	0	0
	SUBTOTAL CAPITAL	694,034	81,978	0	0
	TOTAL	694,034	232,778	0	0

**SPECIAL GAS TAX
DEPARTMENT RESOURCE SUMMARY**

PUBLIC WORKS

ACTIVITIES		ACTUAL FY 19-20	ACTUAL FY 20-21	ADOPTED FY 21-22	PROPOSED FY 22-23
REVENUES					
52300	HWY User Tax Allocation (2105)	1,737,636	1,731,468	1,896,700	2,137,940
52301	HWY User Tax Allocation (2106)	1,068,461	1,060,095	1,152,800	1,297,330
52302	HWY User Tax Allocation (2107)	2,202,983	2,343,187	2,422,250	2,920,770
52320	HWY User Tax Allocation (2103) State TCRF	2,414,067	2,329,985	2,581,930	3,263,650
52321	Road Maintenance & Rehab Acct RMRA	5,849,198	6,211,375	6,436,450	7,553,440
52322	SB1 Loan Repayment	379,667	0	0	0
56300	Engineering Cost Allocation	10,000	10,000	0	10,000
58000	Earning On Investments	418,825	197,538	0	0
58002	Net Increase (Decrease) In Fai	280,379	(295,071)	0	0
58005	Investment Income-Trustee	38,570	7	0	0
59300	Revenue Bond Proceeds	53,448,099	0	0	0
	TOTAL REVENUES	67,847,886	13,588,584	14,490,130	17,183,130
EXPENDITURES					
02917019	GAS TAX INTERFUND TRANSFER	4,767,497	1,702,800	8,125,560	9,078,440
02917020	2007 COP BOND PAYMENT	57,153,914	0	0	0
02917021	2019 GASTAX REV REFUND BONDS	4,517,498	3,246,200	3,248,400	3,238,500
02917620	TRAFFIC SIGNAL MAINTENANCE	1,222,644	1,259,549	2,354,690	2,533,870
02917635	MEDIAN LANDSCAPING	1,239,180	677,382	1,740,070	1,754,980
02917660	ROADWAY MAINTENANCE	987,885	1,524,802	2,465,950	1,469,620
	TOTAL EXPENDITURES	69,888,618	8,410,732	17,934,670	18,075,410
OPERATING EXPENSES		ACTUAL FY 19-20	ACTUAL FY 20-21	ADOPTED FY 21-22	PROPOSED FY 22-23
61000	SALARIES & BENEFITS	213,642	505,236	792,120	742,770
62000	CONTRACTUALS	3,775,066	2,706,713	5,576,500	4,643,160
63000	COMMODITIES	687	601	4,600	4,600
65000	FIXED CHARGES	101,857	178,677	192,490	341,090
66000	CAPITAL	2,208	70,506	0	0
67000	DEBT SERVICE	61,027,661	3,246,200	3,243,400	3,236,500
68000	TRANSFERS	4,767,497	1,702,800	8,125,560	9,107,290
	TOTAL	69,888,618	8,410,732	17,934,670	18,075,410

SPECIAL GAS TAX

PUBLIC WORKS		ACCOUNTING UNIT			
2019 GASTAX REV REFUND BONDS		02917021			
Account Code	LINE ITEM RESOURCES	ACTUAL FY 19-20	ACTUAL FY 20-21	ADOPTED FY 21-22	PROPOSED FY 22-23
62300	Contract Services-Professional	642,166	0	0	0
62401	Trustee Fee	0	0	5,000	2,000
	SUBTOTAL CONTRACTUALS	642,166	0	5,000	2,000
67300	Bond Principal	2,765,000	1,295,000	1,345,000	1,400,000
67310	Bond Interest	1,110,332	1,951,200	1,898,400	1,836,500
	SUBTOTAL DEBT SERVICE	3,875,332	3,246,200	3,243,400	3,236,500
	TOTAL	4,517,498	3,246,200	3,248,400	3,238,500

SPECIAL GAS TAX

PUBLIC WORKS		ACCOUNTING UNIT			
SPECIAL GAS TAX FUND		02917002			
Account Code	LINE ITEM RESOURCES	ACTUAL FY 19-20	ACTUAL FY 20-21	ADOPTED FY 21-22	PROPOSED FY 22-23
52300	HWY User Tax Allocation (2105)	1,737,636	1,731,468	1,896,700	2,137,940
52301	HWY User Tax Allocation (2106)	1,068,461	1,060,095	1,152,800	1,297,330
52302	HWY User Tax Allocation (2107)	2,202,983	2,343,187	2,422,250	2,920,770
52320	HWY User Tax Allocation (2103) State TCRF	2,414,067	2,329,985	2,581,930	3,263,650
52321	Road Maintenance & Rehab Acct RMRA	5,849,198	6,211,375	6,436,450	7,553,440
52322	SB1 Loan Repayment	379,667	0	0	0
56300	Engineering Cost Allocation	10,000	10,000	0	10,000
58000	Earning On Investments	418,825	197,538	0	0
58002	Net Increase (Decrease) In Fai	280,379	(295,071)	0	0
58005	Investment Income-Trustee	38,570	7	0	0
59300	Revenue Bond Proceeds	53,448,099	0	0	0
	SUBTOTAL REVENUES	67,847,886	13,588,584	14,490,130	17,183,130
	TOTAL	67,847,886	13,588,584	14,490,130	17,183,130

SPECIAL GAS TAX

PUBLIC WORKS		ACCOUNTING UNIT			
GAS TAX INTERFUND TRANSFER		02917019			
Account Code	LINE ITEM RESOURCES	ACTUAL FY 19-20	ACTUAL FY 20-21	ADOPTED FY 21-22	PROPOSED FY 22-23
68000	Transfer to Fund 059	4,767,497	1,702,800	8,115,560	9,068,440
68000	Transfer to Fund 086	0	0	10,000	10,000
	SUBTOTAL TRANSFERS	4,767,497	1,702,800	8,125,560	9,078,440
	TOTAL	4,767,497	1,702,800	8,125,560	9,078,440

SPECIAL GAS TAX

PUBLIC WORKS		ACCOUNTING UNIT			
2007 COP BOND PAYMENT		02917020			
Account Code	LINE ITEM RESOURCES	ACTUAL FY 19-20	ACTUAL FY 20-21	ADOPTED FY 21-22	PROPOSED FY 22-23
62300	Contract Services-Professional	1,000	0	0	0
62401	Trustee Fee	586	0	0	0
	SUBTOTAL CONTRACTUALS	1,586	0	0	0
67300	Bond Principal	55,940,000	0	0	0
67310	Bond Interest	1,212,328	0	0	0
	SUBTOTAL DEBT SERVICE	57,152,328	0	0	0
	TOTAL	57,153,914	0	0	0

SPECIAL GAS TAX

PUBLIC WORKS		ACCOUNTING UNIT			
TRAFFIC SIGNAL MAINTENANCE		02917620			
Account Code	LINE ITEM RESOURCES	ACTUAL FY 19-20	ACTUAL FY 20-21	ADOPTED FY 21-22	PROPOSED FY 22-23
61000	Salaries Regular	144,785	316,874	470,580	507,080
61010	Salaries Cash Out/Separation	53	0	0	0
61040	Salaries Overtime	289	0	0	0
61100	Retirement-Employer Normal Cost	4,280	15,455	29,680	29,350
61101	Retirement - Employer Unfunded	25,881	0	0	0
61102	Retirement- Employer Unfunded- Miscellaneous	0	78,189	66,360	41,190
61120	Medicare Insurance	2,056	4,496	6,790	7,320
61130	Health Insurance	22,839	27,585	63,000	66,210
61170	Retiree Health Benefits	0	0	0	150
61180	Worker Compensation Insurance	13,457	12,480	20,810	18,990
	SUBTOTAL SALARIES & BENEFITS	213,642	455,079	657,220	670,290
62000	Utilities	160,600	180,983	200,000	200,000
62300	Contract Services-Professional	67,610	10,390	253,800	253,800
62321	Maintenance & Repair Improve	702,934	466,008	1,100,800	1,100,800
	SUBTOTAL CONTRACTUALS	931,145	657,381	1,554,600	1,554,600
63001	Miscellaneous Operating Expenses	0	0	3,000	3,000
	SUBTOTAL COMMODITIES	0	0	3,000	3,000
65020	City Yard Rental	7,781	7,780	7,780	7,780
65040	IT Maintenance Charge	9,759	9,760	16,520	22,310
65100	Insurance Charges	31,700	32,700	55,020	57,140
65105	Benefits Overhead	0	590	970	3,470
65210	Delivery Charges	180	180	180	180
65240	Public Works Administrative Ch	12,900	12,900	59,400	59,400
65400	Indirect Costs	15,538	83,179	0	131,890
	SUBTOTAL FIXED CHARGES	77,857	147,089	139,870	282,170
68001	POB Misc Xfer to Fund 406	0	0	0	23,810
	SUBTOTAL TRANSFERS	0	0	0	23,810
	TOTAL	1,222,644	1,259,549	2,354,690	2,533,870

SPECIAL GAS TAX

PUBLIC WORKS		ACCOUNTING UNIT			
MEDIAN LANDSCAPING		02917635			
Account Code	LINE ITEM RESOURCES	ACTUAL FY 19-20	ACTUAL FY 20-21	ADOPTED FY 21-22	PROPOSED FY 22-23
61000	Salaries Regular	0	13,555	47,020	26,460
61040	Salaries Overtime	0	59	0	0
61100	Retirement-Employer Normal Cost	0	1,636	5,600	2,970
61102	Retirement- Employer Unfunded- Miscellaneous	0	8,279	0	4,360
61120	Medicare Insurance	0	225	680	380
61130	Health Insurance	0	1,323	11,880	1,260
61180	Worker Compensation Insurance	0	0	2,280	810
	SUBTOTAL SALARIES & BENEFITS	0	25,079	67,460	36,240
62000	Utilities	270,252	446,345	286,400	326,860
62300	Contract Services-Professional	0	8,350	400,000	150,000
62320	Maintenance & Repair Buildings	951,920	179,015	959,700	1,209,700
	SUBTOTAL CONTRACTUALS	1,222,172	633,710	1,646,100	1,686,560
65040	IT Maintenance Charge	0	0	2,880	2,790
65100	Insurance Charges	0	0	6,040	2,440
65105	Benefits Overhead	0	220	190	150
65240	Public Works Administrative Ch	14,800	14,800	17,400	17,400
65400	Indirect Costs	0	3,574	0	6,880
	SUBTOTAL FIXED CHARGES	14,800	18,594	26,510	29,660
66220	Improvements Other Than Building	2,208	0	0	0
	SUBTOTAL CAPITAL	2,208	0	0	0
68001	POB Misc Xfer to Fund 406	0	0	0	2,520
	SUBTOTAL TRANSFERS	0	0	0	2,520
	TOTAL	1,239,180	677,382	1,740,070	1,754,980

SPECIAL GAS TAX

PUBLIC WORKS		ACCOUNTING UNIT			
ROADWAY MAINTENANCE		02917660			
Account Code	LINE ITEM RESOURCES	ACTUAL FY 19-20	ACTUAL FY 20-21	ADOPTED FY 21-22	PROPOSED FY 22-23
61000	Salaries Regular	0	13,556	47,010	26,460
61040	Salaries Overtime	0	59	0	0
61100	Retirement-Employer Normal Cost	0	1,636	5,590	2,970
61102	Retirement- Employer Unfunded- Miscellaneous	0	8,279	0	4,360
61120	Medicare Insurance	0	225	680	380
61130	Health Insurance	0	1,323	11,880	1,260
61180	Worker Compensation Insurance	0	0	2,280	810
	SUBTOTAL SALARIES & BENEFITS	0	25,078	67,440	36,240
62300	Contract Services-Professional	977,997	1,415,623	2,370,800	1,400,000
	SUBTOTAL CONTRACTUALS	977,997	1,415,623	2,370,800	1,400,000
63001	Miscellaneous Operating Expenses	687	601	1,600	1,600
	SUBTOTAL COMMODITIES	687	601	1,600	1,600
65040	IT Maintenance Charge	0	0	2,880	2,790
65100	Insurance Charges	0	0	6,040	2,440
65105	Benefits Overhead	0	220	190	150
65240	Public Works Administrative Ch	9,200	9,200	17,000	17,000
65400	Indirect Costs	0	3,574	0	6,880
	SUBTOTAL FIXED CHARGES	9,200	12,994	26,110	29,260
66220	Improvements Other Than Building	0	70,506	0	0
	SUBTOTAL CAPITAL	0	70,506	0	0
68001	POB Misc Xfer to Fund 406	0	0	0	2,520
	SUBTOTAL TRANSFERS	0	0	0	2,520
	TOTAL	987,885	1,524,802	2,465,950	1,469,620

**PROP 1B BOND ACT OF 2006
DEPARTMENT RESOURCE SUMMARY**

PUBLIC WORKS

ACTIVITIES		ACTUAL FY 19-20	ACTUAL FY 20-21	ADOPTED FY 21-22	PROPOSED FY 22-23
REVENUES					
58000	Earning On Investments	2,811	1,287	0	0
	TOTAL REVENUES	2,811	1,287	0	0

PROP 1B BOND ACT OF 2006

PUBLIC WORKS		ACCOUNTING UNIT			
PROP 1B BOND OF 2006		03017002			
Account Code	LINE ITEM RESOURCES	ACTUAL FY 19-20	ACTUAL FY 20-21	ADOPTED FY 21-22	PROPOSED FY 22-23
58000	Earning On Investments	2,811	1,287	0	0
	SUBTOTAL REVENUES	2,811	1,287	0	0
	TOTAL	2,811	1,287	0	0

**AIR QUALITY IMPR. (AB 2766)
DEPARTMENT RESOURCE SUMMARY**

PUBLIC WORKS

ACTIVITIES	ACTUAL FY 19-20	ACTUAL FY 20-21	ADOPTED FY 21-22	PROPOSED FY 22-23
REVENUES				
52350 AQMD AB2766	436,428	543,198	440,000	425,000
52351 MSRC Reimbursement	0	0	200,000	100,000
57010 Miscellaneous Recoveries	28,265	495	2,000	2,000
58000 Earning On Investments	21,835	12,654	3,000	7,000
TOTAL REVENUES	486,529	556,347	645,000	534,000
EXPENDITURES				
03117101 FLEET SVCS-AIR QUALITY IMPROV	52,100	24,717	50,000	48,000
03117102 FLEET SVCS-MSRC PROGRAM	34,000	24,717	100,000	25,440
TOTAL EXPENDITURES	86,100	49,433	150,000	73,440
OPERATING EXPENSES	ACTUAL FY 19-20	ACTUAL FY 20-21	ADOPTED FY 21-22	PROPOSED FY 22-23
66000 CAPITAL	86,100	49,433	150,000	73,440
TOTAL	86,100	49,433	150,000	73,440

AIR QUALITY IMPR. (AB 2766)

PUBLIC WORKS		ACCOUNTING UNIT			
FLEET SVCS-AIR QUALITY IMPROV		03117002			
Account Code	LINE ITEM RESOURCES	ACTUAL FY 19-20	ACTUAL FY 20-21	ADOPTED FY 21-22	PROPOSED FY 22-23
52350	AQMD AB2766	436,428	543,198	440,000	425,000
52351	MSRC Reimbursement	0	0	200,000	100,000
57010	Miscellaneous Recoveries	28,265	495	2,000	2,000
58000	Earning On Investments	21,835	12,654	3,000	7,000
	SUBTOTAL REVENUES	486,529	556,347	645,000	534,000
	TOTAL	486,529	556,347	645,000	534,000

AIR QUALITY IMPR. (AB 2766)

PUBLIC WORKS		ACCOUNTING UNIT			
FLEET SVCS-AIR QUALITY IMPROV		03117101			
Account Code	LINE ITEM RESOURCES	ACTUAL FY 19-20	ACTUAL FY 20-21	ADOPTED FY 21-22	PROPOSED FY 22-23
66220	Improvements Other Than Building	0	0	50,000	48,000
66400	Machinery & Equipment	52,100	24,717	0	0
	SUBTOTAL CAPITAL	52,100	24,717	50,000	48,000
	TOTAL	52,100	24,717	50,000	48,000

AIR QUALITY IMPR. (AB 2766)

PUBLIC WORKS		ACCOUNTING UNIT			
FLEET SVCS-MSRC PROGRAM		03117102			
Account Code	LINE ITEM RESOURCES	ACTUAL FY 19-20	ACTUAL FY 20-21	ADOPTED FY 21-22	PROPOSED FY 22-23
66400	Machinery & Equipment	34,000	24,717	100,000	25,440
	SUBTOTAL CAPITAL	34,000	24,717	100,000	25,440
	TOTAL	34,000	24,717	100,000	25,440

**MEASURE M-STREET CONSTRUCTION
DEPARTMENT RESOURCE SUMMARY**

PUBLIC WORKS

ACTIVITIES		ACTUAL FY 19-20	ACTUAL FY 20-21	ADOPTED FY 21-22	PROPOSED FY 22-23
REVENUES					
52332	Measure M2 Competitive	40,845	5,661,799	1,030,000	0
52333	Measure M2 Local Fairshare	6,546,298	4,943,364	4,708,920	5,762,330
57000	Expense Reimbursement	0	1,176	0	0
57004	Expense Reimbursement-OCTA	97,394	35,562	0	0
57071	Sale of Land	299,978	0	0	0
57960	Rental Of Property	(3,877)	6,482	0	0
58000	Earning On Investments	82	1,627	0	0
58005	Investment Income-Trustee	233	0	0	0
	TOTAL REVENUES	6,980,955	10,650,010	5,738,920	5,762,330
EXPENDITURES					
03217661	OCTA TRANSITWAY PROJECT - MOS3	0	11,376	0	0
03217662	MEASURE M2 LOCAL FAIRSHARE ST	3,021,736	4,062,090	4,708,920	5,760,000
03217663	MEASURE M2 COMPETITIVE STREET	4,455,198	2,919,912	1,030,000	0
03217664	OCTA OC STREETCAR ACCOUNT	713,962	501,234	0	0
	TOTAL EXPENDITURES	8,190,896	7,494,612	5,738,920	5,760,000
OPERATING EXPENSES		ACTUAL FY 19-20	ACTUAL FY 20-21	ADOPTED FY 21-22	PROPOSED FY 22-23
61000	SALARIES & BENEFITS	0	4,837	0	0
66000	CAPITAL	8,190,896	7,489,775	5,738,920	5,760,000
	TOTAL	8,190,896	7,494,612	5,738,920	5,760,000

MEASURE M-STREET CONSTRUCTION

PUBLIC WORKS		ACCOUNTING UNIT			
MEASURE M-STREET CONSTRUCTION		03217002			
Account Code	LINE ITEM RESOURCES	ACTUAL FY 19-20	ACTUAL FY 20-21	ADOPTED FY 21-22	PROPOSED FY 22-23
52332	Measure M2 Competitive	40,845	5,661,799	1,030,000	0
52333	Measure M2 Local Fairshare	6,546,298	4,943,364	4,708,920	5,762,330
57000	Expense Reimbursement	0	1,176	0	0
57004	Expense Reimbursement-OCTA	97,394	35,562	0	0
57071	Sale of Land	299,978	0	0	0
57960	Rental Of Property	(3,877)	6,482	0	0
58000	Earning On Investments	82	1,627	0	0
58005	Investment Income-Trustee	233	0	0	0
	SUBTOTAL REVENUES	6,980,955	10,650,010	5,738,920	5,762,330
	TOTAL	6,980,955	10,650,010	5,738,920	5,762,330

MEASURE M-STREET CONSTRUCTION

PUBLIC WORKS		ACCOUNTING UNIT			
OCTA TRANSITWAY PROJECT - MOS3		03217661			
Account Code	LINE ITEM RESOURCES	ACTUAL FY 19-20	ACTUAL FY 20-21	ADOPTED FY 21-22	PROPOSED FY 22-23
61000	Salaries Regular	0	4,153	0	0
61100	Retirement-Employer Normal Cost	0	168	0	0
61120	Medicare Insurance	0	59	0	0
61130	Health Insurance	0	456	0	0
	SUBTOTAL SALARIES & BENEFITS	0	4,837	0	0
66220	Improvements Other Than Building	0	6,540	0	0
	SUBTOTAL CAPITAL	0	6,540	0	0
	TOTAL	0	11,376	0	0

MEASURE M-STREET CONSTRUCTION

PUBLIC WORKS		ACCOUNTING UNIT			
MEASURE M2 LOCAL FAIRSHARE ST		03217662			
Account Code	LINE ITEM RESOURCES	ACTUAL FY 19-20	ACTUAL FY 20-21	ADOPTED FY 21-22	PROPOSED FY 22-23
66220	Improvements Other Than Building	3,021,736	4,062,090	4,708,920	5,760,000
	SUBTOTAL CAPITAL	3,021,736	4,062,090	4,708,920	5,760,000
	TOTAL	3,021,736	4,062,090	4,708,920	5,760,000

MEASURE M-STREET CONSTRUCTION

PUBLIC WORKS		ACCOUNTING UNIT			
MEASURE M2 COMPETITIVE STREET		03217663			
Account Code	LINE ITEM RESOURCES	ACTUAL FY 19-20	ACTUAL FY 20-21	ADOPTED FY 21-22	PROPOSED FY 22-23
66100	Land	3,353,158	859,446	0	0
66220	Improvements Other Than Building	1,102,040	2,060,466	1,030,000	0
	SUBTOTAL CAPITAL	4,455,198	2,919,912	1,030,000	0
	TOTAL	4,455,198	2,919,912	1,030,000	0

MEASURE M-STREET CONSTRUCTION

PUBLIC WORKS		ACCOUNTING UNIT			
OCTA OC STREETCAR ACCOUNT		03217664			
Account Code	LINE ITEM RESOURCES	ACTUAL FY 19-20	ACTUAL FY 20-21	ADOPTED FY 21-22	PROPOSED FY 22-23
66220	Improvements Other Than Building	713,962	501,234	0	0
	SUBTOTAL CAPITAL	713,962	501,234	0	0
	TOTAL	713,962	501,234	0	0

**NEW TRANSPORATION SYS IMPR AREA B
DEPARTMENT RESOURCE SUMMARY**

PUBLIC WORKS

ACTIVITIES		ACTUAL FY 19-20	ACTUAL FY 20-21	ADOPTED FY 21-22	PROPOSED FY 22-23
REVENUES					
50300	Transportation System Improvement Fee	14,138	6,092	0	0
58000	Earning On Investments	9,948	4,540	0	0
	TOTAL REVENUES	24,087	10,632	0	0

NEW TRANSPO SYS IMPR AREA B

PUBLIC WORKS		ACCOUNTING UNIT			
NEW TRANSPO SYS IMPR AREA B		03317002			
Account Code	LINE ITEM RESOURCES	ACTUAL FY 19-20	ACTUAL FY 20-21	ADOPTED FY 21-22	PROPOSED FY 22-23
50300	Transportation System Improvement Fee	14,138	6,092	0	0
58000	Earning On Investments	9,948	4,540	0	0
	SUBTOTAL REVENUES	24,087	10,632	0	0
	TOTAL	24,087	10,632	0	0

**NEW TRANSP SYS IMPR AREA E
DEPARTMENT RESOURCE SUMMARY**

PUBLIC WORKS

ACTIVITIES		ACTUAL FY 19-20	ACTUAL FY 20-21	ADOPTED FY 21-22	PROPOSED FY 22-23
REVENUES					
50300	Transportation System Improvement Fee	60,155	264,900	0	0
57960	Rental Of Property	(1,292)	1,275	0	0
58000	Earning On Investments	23,571	12,000	0	0
	TOTAL REVENUES	82,434	278,175	0	0
EXPENDITURES					
03417660	NEW TRANSP SYS IMPR AREA E	83,771	25,597	1,000,000	0
	TOTAL EXPENDITURES	83,771	25,597	1,000,000	0
OPERATING EXPENSES		ACTUAL FY 19-20	ACTUAL FY 20-21	ADOPTED FY 21-22	PROPOSED FY 22-23
66000	CAPITAL	83,771	25,597	1,000,000	0
	TOTAL	83,771	25,597	1,000,000	0

NEW TRANSPO SYS IMPR AREA E

PUBLIC WORKS		ACCOUNTING UNIT			
NEW TRANSPO SYS IMPR AREA E		03417002			
Account Code	LINE ITEM RESOURCES	ACTUAL FY 19-20	ACTUAL FY 20-21	ADOPTED FY 21-22	PROPOSED FY 22-23
50300	Transportation System Improvement Fee	60,155	264,900	0	0
57960	Rental Of Property	(1,292)	1,275	0	0
58000	Earning On Investments	23,571	12,000	0	0
	SUBTOTAL REVENUES	82,434	278,175	0	0
	TOTAL	82,434	278,175	0	0

NEW TRANSP SYS IMPR AREA E

PUBLIC WORKS

ACCOUNTING UNIT

NEW TRANSP SYS IMPR AREA E

03417660

Account Code	LINE ITEM RESOURCES	ACTUAL FY 19-20	ACTUAL FY 20-21	ADOPTED FY 21-22	PROPOSED FY 22-23
66100	Land	13,719	0	0	0
66220	Improvements Other Than Building	70,052	25,597	1,000,000	0
	SUBTOTAL CAPITAL	83,771	25,597	1,000,000	0
	TOTAL	83,771	25,597	1,000,000	0

**NEW TRANSP SYS IMPR AREA F
DEPARTMENT RESOURCE SUMMARY**

PUBLIC WORKS

ACTIVITIES		ACTUAL FY 19-20	ACTUAL FY 20-21	ADOPTED FY 21-22	PROPOSED FY 22-23
REVENUES					
50300	Transportation System Improvement Fee	97,228	177,515	0	0
58000	Earning On Investments	31,432	12,898	0	0
	TOTAL REVENUES	128,660	190,413	0	0
EXPENDITURES					
03517660	NEW TRANSP SYS IMPR AREA F	566,664	216,648	0	530,000
	TOTAL EXPENDITURES	566,664	216,648	0	530,000
OPERATING EXPENSES		ACTUAL FY 19-20	ACTUAL FY 20-21	ADOPTED FY 21-22	PROPOSED FY 22-23
66000	CAPITAL	566,664	216,648	0	530,000
	TOTAL	566,664	216,648	0	530,000

NEW TRANSPO SYS IMPR AREA F

PUBLIC WORKS		ACCOUNTING UNIT			
NEW TRANSPO SYS IMPR AREA F		03517002			
Account Code	LINE ITEM RESOURCES	ACTUAL FY 19-20	ACTUAL FY 20-21	ADOPTED FY 21-22	PROPOSED FY 22-23
50300	Transportation System Improvement Fee	97,228	177,515	0	0
58000	Earning On Investments	31,432	12,898	0	0
	SUBTOTAL REVENUES	128,660	190,413	0	0
	TOTAL	128,660	190,413	0	0

NEW TRANSP SYS IMPR AREA F

PUBLIC WORKS		ACCOUNTING UNIT			
NEW TRANSP SYS IMPR AREA F		03517660			
Account Code	LINE ITEM RESOURCES	ACTUAL FY 19-20	ACTUAL FY 20-21	ADOPTED FY 21-22	PROPOSED FY 22-23
66100	Land	7,816	0	0	0
66220	Improvements Other Than Building	558,847	216,648	0	530,000
	SUBTOTAL CAPITAL	566,664	216,648	0	530,000
	TOTAL	566,664	216,648	0	530,000

**TRANSP SYS IMPR AREA A-2
DEPARTMENT RESOURCE SUMMARY**

PUBLIC WORKS

ACTIVITIES	ACTUAL FY 19-20	ACTUAL FY 20-21	ADOPTED FY 21-22	PROPOSED FY 22-23
REVENUES				
50301 TSIA From City Of Santa Ana	60,816	0	0	0
58000 Earning On Investments	5,617	2,776	0	0
TOTAL REVENUES	66,434	2,776	0	0

TRANSP SYS IMPR AREA A-2

PUBLIC WORKS		ACCOUNTING UNIT			
TRANS. SYSTEM IMPR. AREA A-2		04117002			
Account Code	LINE ITEM RESOURCES	ACTUAL FY 19-20	ACTUAL FY 20-21	ADOPTED FY 21-22	PROPOSED FY 22-23
50301	TSIA From City Of Santa Ana	60,816	0	0	0
58000	Earning On Investments	5,617	2,776	0	0
	SUBTOTAL REVENUES	66,434	2,776	0	0
	TOTAL	66,434	2,776	0	0

**TRANSPO SYS IMPR AREA B
DEPARTMENT RESOURCE SUMMARY**

PUBLIC WORKS

ACTIVITIES	ACTUAL FY 19-20	ACTUAL FY 20-21	ADOPTED FY 21-22	PROPOSED FY 22-23
REVENUES				
58000 Earning On Investments	175	80	0	0
TOTAL REVENUES	175	80	0	0

TRANSPO SYS IMPR AREA B

PUBLIC WORKS

ACCOUNTING UNIT

TRANSP. SYSTEM IMP. AREA B

04217002

Account Code	LINE ITEM RESOURCES	ACTUAL FY 19-20	ACTUAL FY 20-21	ADOPTED FY 21-22	PROPOSED FY 22-23
58000	Earning On Investments	175	80	0	0
	SUBTOTAL REVENUES	175	80	0	0
	TOTAL	175	80	0	0

**TRANSPO SYS IMPR AREA C-2
DEPARTMENT RESOURCE SUMMARY**

PUBLIC WORKS

ACTIVITIES	ACTUAL FY 19-20	ACTUAL FY 20-21	ADOPTED FY 21-22	PROPOSED FY 22-23
REVENUES				
58000 Earning On Investments	3,913	1,791	0	0
TOTAL REVENUES	3,913	1,791	0	0

TRANSPO SYS IMPR AREA C-2

PUBLIC WORKS		ACCOUNTING UNIT			
TRANSPO SYS IMPR AREA C-2		04817002			
Account Code	LINE ITEM RESOURCES	ACTUAL FY 19-20	ACTUAL FY 20-21	ADOPTED FY 21-22	PROPOSED FY 22-23
58000	Earning On Investments	3,913	1,791	0	0
	SUBTOTAL REVENUES	3,913	1,791	0	0
	TOTAL	3,913	1,791	0	0

**TRANSPO SYS IMPR AREA G
DEPARTMENT RESOURCE SUMMARY**

PUBLIC WORKS

ACTIVITIES		ACTUAL FY 19-20	ACTUAL FY 20-21	ADOPTED FY 21-22	PROPOSED FY 22-23
REVENUES					
58000	Earning On Investments	1,804	826	0	0
	TOTAL REVENUES	1,804	826	0	0

TRANSPO SYS IMPR AREA G

PUBLIC WORKS

ACCOUNTING UNIT

TRANSP. SYSTEM IMP AREA G

04917002

Account Code	LINE ITEM RESOURCES	ACTUAL FY 19-20	ACTUAL FY 20-21	ADOPTED FY 21-22	PROPOSED FY 22-23
58000	Earning On Investments	1,804	826	0	0
	SUBTOTAL REVENUES	1,804	826	0	0
	TOTAL	1,804	826	0	0

**CAPITAL OUTLAY FUND
DEPARTMENT RESOURCE SUMMARY**

PUBLIC WORKS

ACTIVITIES		ACTUAL FY 19-20	ACTUAL FY 20-21	ADOPTED FY 21-22	PROPOSED FY 22-23
EXPENDITURES					
05117620	TRAFFIC SIGNAL IMPROVEMENTS	91,881	206,177	0	0
	TOTAL EXPENDITURES	91,881	206,177	0	0
OPERATING EXPENSES		ACTUAL FY 19-20	ACTUAL FY 20-21	ADOPTED FY 21-22	PROPOSED FY 22-23
66000	CAPITAL	91,881	206,177	0	0
	TOTAL	91,881	206,177	0	0

CAPITAL OUTLAY FUND

PUBLIC WORKS		ACCOUNTING UNIT			
TRAFFIC SIGNAL IMPROVEMENTS		05117620			
Account Code	LINE ITEM RESOURCES	ACTUAL FY 19-20	ACTUAL FY 20-21	ADOPTED FY 21-22	PROPOSED FY 22-23
66220	Improvements Other Than Building	91,881	206,177	0	0
	SUBTOTAL CAPITAL	91,881	206,177	0	0
	TOTAL	91,881	206,177	0	0

**CITY SERVICES
DEPARTMENT RESOURCE SUMMARY**

PUBLIC WORKS

ACTIVITIES	ACTUAL FY 19-20	ACTUAL FY 20-21	ADOPTED FY 21-22	PROPOSED FY 22-23
REVENUES				
51708 CIP Construction Projects Permits	0	0	0	150,000
TOTAL REVENUES	0	0	0	150,000
EXPENDITURES				
05317021 PW Agency Services	0	0	0	150,000
TOTAL EXPENDITURES	0	0	0	150,000
OPERATING EXPENSES	ACTUAL FY 19-20	ACTUAL FY 20-21	ADOPTED FY 21-22	PROPOSED FY 22-23
62000 CONTRACTUALS	0	0	0	150,000
TOTAL	0	0	0	150,000

CITY SERVICES

PUBLIC WORKS		ACCOUNTING UNIT			
PWA REVENUE		05317002			
Account Code	LINE ITEM RESOURCES	ACTUAL FY 19-20	ACTUAL FY 20-21	ADOPTED FY 21-22	PROPOSED FY 22-23
51708	CIP Construction Projects Permits	0	0	0	150,000
	SUBTOTAL REVENUES	0	0	0	150,000
	TOTAL	0	0	0	150,000

CITY SERVICES

PUBLIC WORKS		ACCOUNTING UNIT			
PW Agency Services		05317021			
Account Code	LINE ITEM RESOURCES	ACTUAL FY 19-20	ACTUAL FY 20-21	ADOPTED FY 21-22	PROPOSED FY 22-23
62340	Contract Services-PWA-CIP Construction Permits	0	0	0	150,000
	SUBTOTAL CONTRACTUALS	0	0	0	150,000
	TOTAL	0	0	0	150,000

**SANITARY SEWER CAPITAL
DEPARTMENT RESOURCE SUMMARY**

PUBLIC WORKS

ACTIVITIES		ACTUAL FY 19-20	ACTUAL FY 20-21	ADOPTED FY 21-22	PROPOSED FY 22-23
REVENUES					
53732	Capital Recovery Charges	247,208	0	0	0
58000	Earning On Investments	450,275	187,024	0	60,000
58002	Net Increase (Decrease) In Fai	274,665	(323,313)	0	0
	TOTAL REVENUES	972,148	(136,288)	0	60,000
EXPENDITURES					
05417647	CAPITAL RECOVERY CHARGES	1,458,270	3,430,038	2,180,000	3,810,000
	TOTAL EXPENDITURES	1,458,270	3,430,038	2,180,000	3,810,000
OPERATING EXPENSES		ACTUAL FY 19-20	ACTUAL FY 20-21	ADOPTED FY 21-22	PROPOSED FY 22-23
62000	CONTRACTUALS	0	99,696	500,000	2,000,000
66000	CAPITAL	1,458,270	3,330,341	1,680,000	1,810,000
	TOTAL	1,458,270	3,430,038	2,180,000	3,810,000

SANITARY SEWER CAPITAL

PUBLIC WORKS		ACCOUNTING UNIT			
CAPITAL RECOVERY CHARGES		05417002			
Account Code	LINE ITEM RESOURCES	ACTUAL FY 19-20	ACTUAL FY 20-21	ADOPTED FY 21-22	PROPOSED FY 22-23
53732	Capital Recovery Charges	247,208	0	0	0
58000	Earning On Investments	450,275	187,024	0	60,000
58002	Net Increase (Decrease) In Fai	274,665	(323,313)	0	0
	SUBTOTAL REVENUES	972,148	(136,288)	0	60,000
	TOTAL	972,148	(136,288)	0	60,000

SANITARY SEWER CAPITAL

PUBLIC WORKS		ACCOUNTING UNIT			
CAPITAL RECOVERY CHARGES		05417647			
Account Code	LINE ITEM RESOURCES	ACTUAL FY 19-20	ACTUAL FY 20-21	ADOPTED FY 21-22	PROPOSED FY 22-23
62300	Contract Services-Professional	0	99,696	500,000	2,000,000
	SUBTOTAL CONTRACTUALS	0	99,696	500,000	2,000,000
66200	Buildings & Building Improvements	0	0	0	(3,375,000)
66220	Improvements Other Than Building	1,458,270	3,330,341	1,680,000	5,185,000
	SUBTOTAL CAPITAL	1,458,270	3,330,341	1,680,000	1,810,000
	TOTAL	1,458,270	3,430,038	2,180,000	3,810,000

**SEWER CONNECTION FEE
DEPARTMENT RESOURCE SUMMARY**

PUBLIC WORKS

ACTIVITIES		ACTUAL FY 19-20	ACTUAL FY 20-21	ADOPTED FY 21-22	PROPOSED FY 22-23
REVENUES					
53701	Sewer Connection Fee	1,805,593	1,026,125	999,600	1,040,400
58000	Earning On Investments	247,282	100,610	100,000	100,000
	TOTAL REVENUES	2,052,875	1,126,735	1,099,600	1,140,400
EXPENDITURES					
05517660	SEWER CONNECTION PROJECTS	2,561,249	2,539,351	2,167,000	1,000,000
	TOTAL EXPENDITURES	2,561,249	2,539,351	2,167,000	1,000,000
OPERATING EXPENSES		ACTUAL FY 19-20	ACTUAL FY 20-21	ADOPTED FY 21-22	PROPOSED FY 22-23
66000	CAPITAL	2,561,249	2,539,351	2,167,000	1,000,000
	TOTAL	2,561,249	2,539,351	2,167,000	1,000,000

SEWER CONNECTION FEE

PUBLIC WORKS		ACCOUNTING UNIT			
SEWER CONNECTION PROJECTS		05517002			
Account Code	LINE ITEM RESOURCES	ACTUAL FY 19-20	ACTUAL FY 20-21	ADOPTED FY 21-22	PROPOSED FY 22-23
53701	Sewer Connection Fee	1,805,593	1,026,125	999,600	1,040,400
58000	Earning On Investments	247,282	100,610	100,000	100,000
	SUBTOTAL REVENUES	2,052,875	1,126,735	1,099,600	1,140,400
	TOTAL	2,052,875	1,126,735	1,099,600	1,140,400

SEWER CONNECTION FEE

PUBLIC WORKS		ACCOUNTING UNIT			
SEWER CONNECTION PROJECTS		05517660			
Account Code	LINE ITEM RESOURCES	ACTUAL FY 19-20	ACTUAL FY 20-21	ADOPTED FY 21-22	PROPOSED FY 22-23
66220	Improvements Other Than Building	2,561,249	2,539,351	2,167,000	1,000,000
	SUBTOTAL CAPITAL	2,561,249	2,539,351	2,167,000	1,000,000
	TOTAL	2,561,249	2,539,351	2,167,000	1,000,000

**SANITARY SEWER SERVICE
DEPARTMENT RESOURCE SUMMARY**

PUBLIC WORKS

ACTIVITIES	ACTUAL FY 19-20	ACTUAL FY 20-21	ADOPTED FY 21-22	PROPOSED FY 22-23
REVENUES				
53720 Penalties & Service Charge	52,196	0	50,000	50,000
53721 NPDES Sewer	298,330	348,080	296,200	296,200
53733 Lateral Repair	346,092	0	0	0
53734 FOG Program	309,244	448,772	562,100	948,200
53902 Misc Service Charge	5,694,026	6,552,435	6,609,000	7,500,900
58000 Earning On Investments	122,942	56,206	100,000	100,000
TOTAL REVENUES	6,822,829	7,405,493	7,617,300	8,895,300
EXPENDITURES				
05617019 SEWER INTERFUND TRANSFER	298,330	348,080	250,000	250,000
05617640 SANITARY SEWER SERVICE	6,221,339	6,435,001	8,401,780	8,718,140
TOTAL EXPENDITURES	6,519,669	6,783,080	8,651,780	8,968,140
OPERATING EXPENSES	ACTUAL FY 19-20	ACTUAL FY 20-21	ADOPTED FY 21-22	PROPOSED FY 22-23
61000 SALARIES & BENEFITS	2,120,851	2,242,513	3,175,460	3,237,580
62000 CONTRACTUALS	2,072,455	1,564,865	2,275,400	2,252,840
63000 COMMODITIES	422,735	492,397	721,300	723,450
65000 FIXED CHARGES	1,378,995	1,456,541	1,904,620	2,060,620
66000 CAPITAL	226,303	678,684	325,000	325,000
67000 DEBT SERVICE	0	0	0	118,650
68000 TRANSFERS	298,330	348,080	250,000	250,000
TOTAL	6,519,669	6,783,080	8,651,780	8,968,140

SANITARY SEWER SERVICE

PUBLIC WORKS		ACCOUNTING UNIT			
SANITARY SEWER SERVICE		05617002			
Account Code	LINE ITEM RESOURCES	ACTUAL FY 19-20	ACTUAL FY 20-21	ADOPTED FY 21-22	PROPOSED FY 22-23
53720	Penalties & Service Charge	52,196	0	50,000	50,000
53721	NPDES Sewer	298,330	348,080	296,200	296,200
53733	Lateral Repair	346,092	0	0	0
53734	FOG Program	309,244	448,772	562,100	948,200
53902	Misc Service Charge	5,694,026	6,552,435	6,609,000	7,500,900
58000	Earning On Investments	122,942	56,206	100,000	100,000
	SUBTOTAL REVENUES	6,822,829	7,405,493	7,617,300	8,895,300
	TOTAL	6,822,829	7,405,493	7,617,300	8,895,300

SANITARY SEWER SERVICE

PUBLIC WORKS		ACCOUNTING UNIT			
SEWER INTERFUND TRANSFER		05617019			
Account Code	LINE ITEM RESOURCES	ACTUAL FY 19-20	ACTUAL FY 20-21	ADOPTED FY 21-22	PROPOSED FY 22-23
68000	Transfer to Fund 057	298,330	348,080	250,000	250,000
	SUBTOTAL TRANSFERS	298,330	348,080	250,000	250,000
	TOTAL	298,330	348,080	250,000	250,000

SANITARY SEWER SERVICE

PUBLIC WORKS		ACCOUNTING UNIT			
SANITARY SEWER SERVICE		05617640			
Account Code	LINE ITEM RESOURCES	ACTUAL FY 19-20	ACTUAL FY 20-21	ADOPTED FY 21-22	PROPOSED FY 22-23
61000	Salaries Regular	1,200,285	1,270,931	1,884,590	2,142,430
61010	Salaries Cash Out/Separation	508	19,016	0	0
61020	Salaries Part-Time	14,724	23,508	54,700	57,450
61040	Salaries Overtime	123,061	118,402	135,600	135,600
61100	Retirement-Employer Normal Cost	55,135	77,011	156,490	173,510
61101	Retirement - Employer Unfunded	333,401	0	0	0
61102	Retirement- Employer Unfunded- Miscellaneous	0	389,610	387,120	205,240
61110	Part-Time Retirement	332	882	2,100	2,150
61120	Medicare Insurance	19,252	20,480	28,030	31,810
61130	Health Insurance	250,022	214,746	432,460	410,990
61170	Retiree Health Benefits	0	347	800	830
61180	Worker Compensation Insurance	124,131	107,580	93,570	77,570
	SUBTOTAL SALARIES & BENEFITS	2,120,851	2,242,513	3,175,460	3,237,580
62010	Communications	7,277	7,607	6,600	6,540
62120	Training, Transportation, Meetings	9,645	7,122	9,000	9,000
62140	Membership, Subscription & Dues	13,193	30,759	58,500	58,500
62300	Contract Services-Professional	2,042,341	1,518,816	2,191,300	2,168,800
62322	Maintenance & Repair Machinery	0	562	10,000	10,000
	SUBTOTAL CONTRACTUALS	2,072,455	1,564,865	2,275,400	2,252,840
63001	Miscellaneous Operating Expenses	394,784	451,946	675,000	677,150
63300	Gas & Diesel	27,951	40,451	46,300	46,300
	SUBTOTAL COMMODITIES	422,735	492,397	721,300	723,450
65010	Rental City Equipment	179,789	120,900	166,760	211,630
65011	Equipment Replacement Charges	209,964	153,700	154,000	82,320
65012	Accident Repair & Replacement	2,892	2,200	1,040	3,670
65040	IT Maintenance Charge	102,103	102,100	114,000	130,510
65100	Insurance Charges	176,420	281,910	247,450	233,420
65105	Benefits Overhead	0	5,080	6,280	14,160
65210	Delivery Charges	992	990	990	0
65220	Treasury Services Charges	144,740	0	0	0
65240	Public Works Administrative Ch	418,800	418,800	708,300	708,300
65400	Indirect Costs	143,296	370,861	505,800	676,610
	SUBTOTAL FIXED CHARGES	1,378,995	1,456,541	1,904,620	2,060,620
66400	Machinery & Equipment	226,303	678,684	325,000	325,000
	SUBTOTAL CAPITAL	226,303	678,684	325,000	325,000
67301	POB Principal-Misc	0	0	0	41,990
67311	POB Interest - Misc	0	0	0	76,660
	SUBTOTAL DEBT SERVICE	0	0	0	118,650
	TOTAL	6,221,339	6,435,001	8,401,780	8,718,140

**FED CLEAN WATER PROTECTION ENT
DEPARTMENT RESOURCE SUMMARY**

PUBLIC WORKS

ACTIVITIES		ACTUAL FY 19-20	ACTUAL FY 20-21	ADOPTED FY 21-22	PROPOSED FY 22-23
REVENUES					
53604	NPDES Public Improvement Plan Check	235,945	286,598	235,000	285,000
53617	NPDES Site Plan Review	683	40,964	0	0
53621	NPDES Building Permit	36,358	34,539	95,000	40,000
53622	NPDES Plumbing Permit	49,219	61,102	50,000	50,000
53623	NPDES Grading Permit	16,049	35,799	25,000	30,000
53708	NPDES Sewer Lateral	6,024	9,516	5,000	5,000
53711	NPDES Street Work Permit	256,688	318,636	265,000	315,000
53721	NPDES Sewer	0	90,742	0	0
53724	NPDES Refuse Non-Residential	77,999	84,365	0	0
53727	NPDES Surcharge	0	0	0	1,010,000
57000	Expense Reimbursement	7,237	0	0	0
57010	Miscellaneous Recoveries	2,700	2,183	0	0
57014	OC Flood Contribution	66,149	202,527	0	0
57015	OCWD Contribution	0	0	1,000,000	1,000,000
57016	IRWD Contribution	5,582	14,324	0	0
57017	City of Newport Beach Contribu	98,097	110,727	0	0
58000	Earning On Investments	108,037	39,879	60,000	25,000
59000-056	Transfer From Fund 056	298,330	348,080	250,000	250,000
59000-060	Transfer From Fund 060	1,237,597	1,200,241	1,280,800	1,280,800
59000-069	Transfer From Fund 069	1,053,200	1,033,375	1,149,400	1,010,000
	TOTAL REVENUES	3,555,892	3,913,597	4,415,200	5,300,800
EXPENDITURES					
05717019	FED CLEAN WATER INTERFUND TRAN	200,000	200,000	200,000	200,000
05717640	FED CLEAN WATER PROTECTION ENT	3,335,037	3,840,661	3,692,500	4,097,720
05717660	DELHI DIVERSION PROJECT	169,828	335,640	1,000,000	1,000,000
	TOTAL EXPENDITURES	3,704,865	4,376,301	4,892,500	5,297,720
OPERATING EXPENSES		ACTUAL FY 19-20	ACTUAL FY 20-21	ADOPTED FY 21-22	PROPOSED FY 22-23
61000	SALARIES & BENEFITS	829,889	505,884	531,340	510,930
62000	CONTRACTUALS	1,544,108	2,046,312	2,394,200	3,362,340
63000	COMMODITIES	10,282	5,985	14,000	18,150
65000	FIXED CHARGES	497,129	515,315	352,960	335,370
66000	CAPITAL	623,456	1,102,805	1,400,000	835,000
67000	DEBT SERVICE	0	0	0	35,930
68000	TRANSFERS	200,000	200,000	200,000	200,000
	TOTAL	3,704,865	4,376,301	4,892,500	5,297,720

FED CLEAN WATER PROTECTION ENT

PUBLIC WORKS		ACCOUNTING UNIT			
FED CLEAN WATER PROTECTION ENT		05717002			
Account Code	LINE ITEM RESOURCES	ACTUAL FY 19-20	ACTUAL FY 20-21	ADOPTED FY 21-22	PROPOSED FY 22-23
53604	NPDES Public Improvement Plan Check	235,945	286,598	235,000	285,000
53617	NPDES Site Plan Review	683	40,964	0	0
53621	NPDES Building Permit	36,358	34,539	95,000	40,000
53622	NPDES Plumbing Permit	49,219	61,102	50,000	50,000
53623	NPDES Grading Permit	16,049	35,799	25,000	30,000
53708	NPDES Sewer Lateral	6,024	9,516	5,000	5,000
53711	NPDES Street Work Permit	256,688	318,636	265,000	315,000
53721	NPDES Sewer	0	90,742	0	0
53724	NPDES Refuse Non-Residential	77,999	84,365	0	0
53727	NPDES Surcharge	0	0	0	1,010,000
57000	Expense Reimbursement	7,237	0	0	0
57010	Miscellaneous Recoveries	2,700	2,183	0	0
57014	OC Flood Contribution	66,149	202,527	0	0
57015	OCWD Contribution	0	0	1,000,000	1,000,000
57016	IRWD Contribution	5,582	14,324	0	0
57017	City of Newport Beach Contribu	98,097	110,727	0	0
58000	Earning On Investments	108,037	39,879	60,000	25,000
59000	Transfer From Fund 056	298,330	348,080	250,000	250,000
59000	Transfer From Fund 060	1,237,597	1,200,241	1,280,800	1,280,800
59000	Transfer From Fund 069	1,053,200	1,033,375	1,149,400	1,010,000
	SUBTOTAL REVENUES	3,555,892	3,913,597	4,415,200	5,300,800
	TOTAL	3,555,892	3,913,597	4,415,200	5,300,800

FED CLEAN WATER PROTECTION ENT

PUBLIC WORKS

ACCOUNTING UNIT

FED CLEAN WATER INTERFUND TRAN

05717019

Account Code	LINE ITEM RESOURCES	ACTUAL FY 19-20	ACTUAL FY 20-21	ADOPTED FY 21-22	PROPOSED FY 22-23
68000	Transfer to Fund 068	200,000	200,000	200,000	200,000
	SUBTOTAL TRANSFERS	200,000	200,000	200,000	200,000
	TOTAL	200,000	200,000	200,000	200,000

FED CLEAN WATER PROTECTION ENT

PUBLIC WORKS		ACCOUNTING UNIT			
FED CLEAN WATER PROTECTION ENT		05717640			
Account Code	LINE ITEM RESOURCES	ACTUAL FY 19-20	ACTUAL FY 20-21	ADOPTED FY 21-22	PROPOSED FY 22-23
61000	Salaries Regular	502,114	263,823	247,270	282,030
61020	Salaries Part-Time	414	0	29,700	34,440
61040	Salaries Overtime	33,282	9,118	40,000	30,000
61100	Retirement-Employer Normal Cost	23,646	23,320	25,530	31,040
61101	Retirement - Employer Unfunded	142,988	0	0	0
61102	Retirement- Employer Unfunded- Miscellaneous	0	117,981	121,200	62,150
61110	Part-Time Retirement	16	0	1,100	1,290
61120	Medicare Insurance	7,706	3,887	3,980	4,590
61130	Health Insurance	70,036	33,854	41,970	49,510
61170	Retiree Health Benefits	0	30	80	70
61180	Worker Compensation Insurance	49,688	53,870	20,510	15,810
	SUBTOTAL SALARIES & BENEFITS	829,889	505,884	531,340	510,930
62010	Communications	3,528	5,267	6,000	6,040
62120	Training, Transportation, Meetings	3,665	628	15,000	10,000
62140	Membership, Subscription & Dues	1,478	1,305	1,400	1,500
62300	Contract Services-Professional	1,535,437	2,039,113	2,371,800	2,344,800
	SUBTOTAL CONTRACTUALS	1,544,108	2,046,312	2,394,200	2,362,340
63001	Miscellaneous Operating Expenses	8,361	923	10,000	12,150
63300	Gas & Diesel	1,922	5,062	4,000	6,000
	SUBTOTAL COMMODITIES	10,282	5,985	14,000	18,150
65010	Rental City Equipment	22,662	20,100	19,300	24,490
65011	Equipment Replacement Charges	1,160	0	0	890
65012	Accident Repair & Replacement	1,134	1,000	3,360	0
65040	IT Maintenance Charge	48,190	48,190	17,850	12,770
65100	Insurance Charges	77,280	141,160	54,240	47,570
65105	Benefits Overhead	0	2,540	980	2,890
65205	Internal Departments Personnel	89,787	31,148	0	0
65210	Delivery Charges	430	430	430	0
65240	Public Works Administrative Ch	199,100	199,100	173,200	173,200
65400	Indirect Costs	57,385	71,647	83,600	73,560
	SUBTOTAL FIXED CHARGES	497,129	515,315	352,960	335,370
66220	Improvements Other Than Building	428,377	767,165	400,000	800,000
66400	Machinery & Equipment	25,251	0	0	35,000
	SUBTOTAL CAPITAL	453,628	767,165	400,000	835,000
67301	POB Principal-Misc	0	0	0	12,720
67311	POB Interest - Misc	0	0	0	23,210
	SUBTOTAL DEBT SERVICE	0	0	0	35,930
	TOTAL	3,335,037	3,840,661	3,692,500	4,097,720

FED CLEAN WATER PROTECTION ENT

PUBLIC WORKS

ACCOUNTING UNIT

DELHI DIVERSION PROJECT

05717660

Account Code	LINE ITEM RESOURCES	ACTUAL FY 19-20	ACTUAL FY 20-21	ADOPTED FY 21-22	PROPOSED FY 22-23
62321	Maintenance & Repair Improve	0	0	0	1,000,000
	SUBTOTAL CONTRACTUALS	0	0	0	1,000,000
66220	Improvements Other Than Building	169,828	335,640	1,000,000	0
	SUBTOTAL CAPITAL	169,828	335,640	1,000,000	0
	TOTAL	169,828	335,640	1,000,000	1,000,000

**RESIDENTIAL STREET IMPROVEMENT
DEPARTMENT RESOURCE SUMMARY**

PUBLIC WORKS

ACTIVITIES		ACTUAL FY 19-20	ACTUAL FY 20-21	ADOPTED FY 21-22	PROPOSED FY 22-23
REVENUES					
51701	Transport/Oversize Permits	17,762	15,389	0	20,000
53704	Trench Cut Fee/Arterial	127,209	118,084	0	75,000
53705	Trench Cut Fee	23,346	129,269	0	40,000
53706	Street Construction Fee	323,390	254,381	0	300,000
53730	HOST Fee	18,040	16,127	0	15,000
58000	Earning On Investments	68,795	34,917	0	0
	TOTAL REVENUES	578,543	568,167	0	450,000
EXPENDITURES					
05817660	RESIDENTIAL STREET IMPROVEMENT	68,773	7,201	0	300,000
	TOTAL EXPENDITURES	68,773	7,201	0	300,000
OPERATING EXPENSES		ACTUAL FY 19-20	ACTUAL FY 20-21	ADOPTED FY 21-22	PROPOSED FY 22-23
62000	CONTRACTUALS	68,773	7,201	0	300,000
	TOTAL	68,773	7,201	0	300,000

RESIDENTIAL STREET IMPROVEMENT

PUBLIC WORKS		ACCOUNTING UNIT			
RESIDENTIAL STREET IMPROVEMENT		05817002			
Account Code	LINE ITEM RESOURCES	ACTUAL FY 19-20	ACTUAL FY 20-21	ADOPTED FY 21-22	PROPOSED FY 22-23
51701	Transport/Oversize Permits	17,762	15,389	0	20,000
53704	Trench Cut Fee/Arterial	127,209	118,084	0	75,000
53705	Trench Cut Fee	23,346	129,269	0	40,000
53706	Street Construction Fee	323,390	254,381	0	300,000
53730	HOST Fee	18,040	16,127	0	15,000
58000	Earning On Investments	68,795	34,917	0	0
	SUBTOTAL REVENUES	578,543	568,167	0	450,000
	TOTAL	578,543	568,167	0	450,000

RESIDENTIAL STREET IMPROVEMENT

PUBLIC WORKS		ACCOUNTING UNIT			
RESIDENTIAL STREET IMPROVEMENT		05817660			
Account Code	LINE ITEM RESOURCES	ACTUAL FY 19-20	ACTUAL FY 20-21	ADOPTED FY 21-22	PROPOSED FY 22-23
62300	Contract Services-Professional	68,773	7,201	0	300,000
	SUBTOTAL CONTRACTUALS	68,773	7,201	0	300,000
	TOTAL	68,773	7,201	0	300,000

**SELECT STREET CONSTRUCTION
DEPARTMENT RESOURCE SUMMARY**

PUBLIC WORKS

ACTIVITIES		ACTUAL FY 19-20	ACTUAL FY 20-21	ADOPTED FY 21-22	PROPOSED FY 22-23
REVENUES					
52001	Federal Grant-Indirect	707,961	982,248	0	0
52341	OCTA Gas Tax Subvention	96,874	0	0	0
53729	Refuse Vehicle Impact	0	0	0	2,266,660
57000	Expense Reimbursement	0	779,396	0	0
57010	Miscellaneous Recoveries	976,618	0	0	0
57071	Sale of Land	2,837,764	0	0	0
57080	Developer Contributions In Lieu	948,919	169,518	0	0
57960	Rental Of Property	112,896	139,982	0	0
57990	Miscellaneous Income	43,950	0	0	0
58000	Earning On Investments	182,660	110,360	0	0
58002	Net Increase (Decrease) In Fai	153,016	(166,969)	0	0
59000-029	Transfer From Fund 029-Gax Tax	4,767,497	1,702,800	8,115,560	9,068,440
59000-060	Transfer From Fund 060	0	140,551	0	0
59000-069	Transfer From Fund 069	0	0	3,522,340	0
	TOTAL REVENUES	10,828,156	3,857,885	11,637,900	11,335,100
EXPENDITURES					
05917660	SELECT STREET CONSTRUCTION	517,457	3,491,117	3,522,300	0
05917661	OCTA BRISTOL ST CORRIDOR IMPS	729,663	31,526	0	0
05917663	HUTA 2103 GAS TAX	1,457,132	610,048	1,515,000	1,515,000
05917665	HUTA GAS TAX - RMRA	3,306,438	1,092,751	6,600,620	7,553,440
05917667	HUTA GAS TAX - SB1 STATE LOAN	3,927	0	0	0
05917668	WARNER AVE-TUSTIN CFD	0	423,470	0	0
	TOTAL EXPENDITURES	6,014,616	5,648,912	11,637,920	9,068,440
OPERATING EXPENSES		ACTUAL FY 19-20	ACTUAL FY 20-21	ADOPTED FY 21-22	PROPOSED FY 22-23
66000	CAPITAL	6,014,616	5,648,912	11,637,920	9,068,440
	TOTAL	6,014,616	5,648,912	11,637,920	9,068,440

SELECT STREET CONSTRUCTION

PUBLIC WORKS

ACCOUNTING UNIT

WARNER AVE-TUSTIN CFD

05917668

Account Code	LINE ITEM RESOURCES	ACTUAL FY 19-20	ACTUAL FY 20-21	ADOPTED FY 21-22	PROPOSED FY 22-23
66100	Land	0	285,190	0	0
66220	Improvements Other Than Building	0	138,279	0	0
	SUBTOTAL CAPITAL	0	423,470	0	0
	TOTAL	0	423,470	0	0

SELECT STREET CONSTRUCTION

PUBLIC WORKS		ACCOUNTING UNIT			
SELECT STREET CONSTRUCTION		05917002			
Account Code	LINE ITEM RESOURCES	ACTUAL FY 19-20	ACTUAL FY 20-21	ADOPTED FY 21-22	PROPOSED FY 22-23
52001	Federal Grant-Indirect	707,961	982,248	0	0
52341	OCTA Gas Tax Subvention	96,874	0	0	0
53729	Refuse Vehicle Impact	0	0	0	2,266,660
57000	Expense Reimbursement	0	779,396	0	0
57010	Miscellaneous Recoveries	976,618	0	0	0
57071	Sale of Land	2,837,764	0	0	0
57080	Developer Contributions In Lieu	948,919	169,518	0	0
57960	Rental Of Property	112,896	139,982	0	0
57990	Miscellaneous Income	43,950	0	0	0
58000	Earning On Investments	182,660	110,360	0	0
58002	Net Increase (Decrease) In Fai	153,016	(166,969)	0	0
59000	Transfer From Fund 029-Gax Tax	4,767,497	1,702,800	8,115,560	9,068,440
59000	Transfer From Fund 060	0	140,551	0	0
59000	Transfer From Fund 069	0	0	3,522,340	0
	SUBTOTAL REVENUES	10,828,156	3,857,885	11,637,900	11,335,100
	TOTAL	10,828,156	3,857,885	11,637,900	11,335,100

SELECT STREET CONSTRUCTION

PUBLIC WORKS

ACCOUNTING UNIT

SELECT STREET CONSTRUCTION

05917660

Account Code	LINE ITEM RESOURCES	ACTUAL FY 19-20	ACTUAL FY 20-21	ADOPTED FY 21-22	PROPOSED FY 22-23
66100	Land	116,864	0	0	0
66220	Improvements Other Than Building	400,593	3,491,117	3,522,300	0
	SUBTOTAL CAPITAL	517,457	3,491,117	3,522,300	0
	TOTAL	517,457	3,491,117	3,522,300	0

SELECT STREET CONSTRUCTION

PUBLIC WORKS		ACCOUNTING UNIT			
OCTA BRISTOL ST CORRIDOR IMPS		05917661			
Account Code	LINE ITEM RESOURCES	ACTUAL FY 19-20	ACTUAL FY 20-21	ADOPTED FY 21-22	PROPOSED FY 22-23
66100	Land	10,146	0	0	0
66220	Improvements Other Than Building	719,517	31,526	0	0
	SUBTOTAL CAPITAL	729,663	31,526	0	0
	TOTAL	729,663	31,526	0	0

SELECT STREET CONSTRUCTION

PUBLIC WORKS		ACCOUNTING UNIT			
HUTA 2103 GAS TAX		05917663			
Account Code	LINE ITEM RESOURCES	ACTUAL FY 19-20	ACTUAL FY 20-21	ADOPTED FY 21-22	PROPOSED FY 22-23
66100	Land	157,575	0	0	0
66220	Improvements Other Than Building	1,299,557	610,048	1,515,000	1,515,000
	SUBTOTAL CAPITAL	1,457,132	610,048	1,515,000	1,515,000
	TOTAL	1,457,132	610,048	1,515,000	1,515,000

SELECT STREET CONSTRUCTION

PUBLIC WORKS

ACCOUNTING UNIT

HUTA GAS TAX - RMRA

05917665

Account Code	LINE ITEM RESOURCES	ACTUAL FY 19-20	ACTUAL FY 20-21	ADOPTED FY 21-22	PROPOSED FY 22-23
66220	Improvements Other Than Building	3,306,438	1,092,751	6,600,620	7,553,440
	SUBTOTAL CAPITAL	3,306,438	1,092,751	6,600,620	7,553,440
	TOTAL	3,306,438	1,092,751	6,600,620	7,553,440

SELECT STREET CONSTRUCTION

PUBLIC WORKS		ACCOUNTING UNIT			
HUTA GAS TAX - SB1 STATE LOAN		05917667			
Account Code	LINE ITEM RESOURCES	ACTUAL FY 19-20	ACTUAL FY 20-21	ADOPTED FY 21-22	PROPOSED FY 22-23
66220	Improvements Other Than Building	3,927	0	0	0
	SUBTOTAL CAPITAL	3,927	0	0	0
	TOTAL	3,927	0	0	0

**WATER REVENUE
DEPARTMENT RESOURCE SUMMARY**

PUBLIC WORKS

ACTIVITIES	ACTUAL FY 19-20	ACTUAL FY 20-21	ADOPTED FY 21-22	PROPOSED FY 22-23
REVENUES				
53709 Connection Charge	79,527	88,257	616,600	616,650
53712 Water Sales - Regular	40,903,906	39,865,034	43,966,000	44,208,800
53713 Fireline Service Charge	400,136	401,708	378,200	378,200
53714 Basic Service Charge	13,329,831	21,843,507	23,253,900	24,735,850
53715 Re-Connection Charge	55,492	3,265	43,700	43,700
53716 After Hours Service Charge	5,910	166	8,500	8,500
53717 Tag Fee	86,524	35	73,200	73,100
53720 Penalties & Service Charge	424,498	(2,978)	676,600	878,300
53722 NPDES Water	1,237,597	1,200,241	1,238,000	1,238,000
53725 Water Sales - Miscellaneous	142,284	113,943	131,300	170,050
53735 Water Sales-Recycled Water	0	0	281,800	370,000
53736 Basic Service Charge-Recycled Water	0	0	138,100	142,700
57010 Miscellaneous Recoveries	6,003	28,311	0	0
57011 Miscellaneous Cost Refunds	38,520	80,018	0	0
57363 Cell Tower Lease Agreement	6,299	0	12,600	12,600
57960 Rental Of Property	284,909	308,397	200,000	200,000
57993 Write Off Collections	50,671	109,075	0	0
58000 Earning On Investments	819,541	384,297	500,000	500,000
58002 Net Increase (Decrease) In Fai	536,340	(600,240)	0	0
58003 Investment Income-Debt Service	942	0	0	0
TOTAL REVENUES	58,408,930	63,823,036	71,518,500	73,576,450
EXPENDITURES				
06017019 WATER - INTERFUND TRANSFER	4,386,275	7,546,208	20,724,540	21,280,800
06017020 WATER DEBT SERVICE	600,783	561,966	1,355,800	1,358,200
06017640 WATER UTY WTR PROD & SUPPLY	28,396,129	31,622,453	39,794,750	41,886,100
06017641 WATER SYSTEM MAINT	6,573,215	6,180,736	7,925,310	7,672,230
06017642 WATER-MISC EXPENSES	6,153,471	4,552,783	29,100	4,529,100
06017644 WATER QUALITY	1,303,346	1,273,330	2,291,080	2,511,960
06017645 WATER ADMIN/ENGINEERING	5,407,511	7,652,514	10,926,110	10,684,700
06017646 WATER METER SERVICES	1,209,025	1,793,827	6,417,460	4,324,130
06017647 RECYCLED WATER	169,196	416,473	352,760	402,010
TOTAL EXPENDITURES	54,198,952	61,600,291	89,816,910	94,649,230
OPERATING EXPENSES				
61000 SALARIES & BENEFITS	6,385,515	6,804,724	9,970,340	10,261,180
62000 CONTRACTUALS	19,859,139	24,289,549	32,984,750	33,672,310
63000 COMMODITIES	11,371,162	11,733,743	14,466,650	13,925,900
65000 FIXED CHARGES	10,258,676	9,382,529	6,562,530	11,053,530
66000 CAPITAL	1,321,175	1,265,445	3,737,000	2,770,000
67000 DEBT SERVICE	596,283	557,367	1,371,100	1,685,510
68000 TRANSFERS	4,407,001	7,566,935	20,724,540	21,280,800
TOTAL	54,198,952	61,600,291	89,816,910	94,649,230

WATER REVENUE

PUBLIC WORKS		ACCOUNTING UNIT			
PUB WKS WATER REVENUE		06017002			
Account Code	LINE ITEM RESOURCES	ACTUAL FY 19-20	ACTUAL FY 20-21	ADOPTED FY 21-22	PROPOSED FY 22-23
53709	Connection Charge	79,527	88,257	616,600	616,650
53712	Water Sales - Regular	40,903,906	39,865,034	43,966,000	44,208,800
53713	Fireline Service Charge	400,136	401,708	378,200	378,200
53714	Basic Service Charge	13,329,831	21,843,507	23,253,900	24,735,850
53715	Re-Connection Charge	55,492	3,265	43,700	43,700
53716	After Hours Service Charge	5,910	166	8,500	8,500
53717	Tag Fee	86,524	35	73,200	73,100
53720	Penalties & Service Charge	424,498	(2,978)	676,600	878,300
53722	NPDES Water	1,237,597	1,200,241	1,238,000	1,238,000
53725	Water Sales - Miscellaneous	142,284	113,943	131,300	170,050
53735	Water Sales-Recycled Water	0	0	281,800	370,000
53736	Basic Service Charge-Recycled Water	0	0	138,100	142,700
57010	Miscellaneous Recoveries	6,003	28,311	0	0
57011	Miscellaneous Cost Refunds	38,520	80,018	0	0
57363	Cell Tower Lease Agreement	6,299	0	12,600	12,600
57960	Rental Of Property	284,909	308,397	200,000	200,000
57993	Write Off Collections	50,671	109,075	0	0
58000	Earning On Investments	819,541	384,297	500,000	500,000
58002	Net Increase (Decrease) In Fai	536,340	(600,240)	0	0
58003	Investment Income-Debt Service	942	0	0	0
	SUBTOTAL REVENUES	58,408,930	63,823,036	71,518,500	73,576,450
	TOTAL	58,408,930	63,823,036	71,518,500	73,576,450

WATER REVENUE

PUBLIC WORKS		ACCOUNTING UNIT			
WATER - INTERFUND TRANSFER		06017019			
Account Code	LINE ITEM RESOURCES	ACTUAL FY 19-20	ACTUAL FY 20-21	ADOPTED FY 21-22	PROPOSED FY 22-23
68000	Transfer to Fund 057	1,237,597	1,200,241	1,280,800	1,280,800
68000	Transfer to Fund 059	0	140,551	0	0
68000	Transfer to Fund 066	3,148,678	6,205,417	19,443,740	20,000,000
	SUBTOTAL TRANSFERS	4,386,275	7,546,208	20,724,540	21,280,800
	TOTAL	4,386,275	7,546,208	20,724,540	21,280,800

WATER REVENUE

PUBLIC WORKS		ACCOUNTING UNIT			
WATER DEBT SERVICE		06017020			
Account Code	LINE ITEM RESOURCES	ACTUAL FY 19-20	ACTUAL FY 20-21	ADOPTED FY 21-22	PROPOSED FY 22-23
62300	Contract Services-Professional	4,500	2,250	2,500	5,000
62401	Trustee Fee	0	2,349	3,000	0
	SUBTOTAL CONTRACTUALS	4,500	4,599	5,500	5,000
67300	Bond Principal	0	0	820,000	865,000
67310	Bond Interest	596,283	557,367	530,300	488,200
	SUBTOTAL DEBT SERVICE	596,283	557,367	1,350,300	1,353,200
	TOTAL	600,783	561,966	1,355,800	1,358,200

WATER REVENUE

PUBLIC WORKS		ACCOUNTING UNIT			
WATER UTY WTR PROD & SUPPLY		06017640			
Account Code	LINE ITEM RESOURCES	ACTUAL FY 19-20	ACTUAL FY 20-21	ADOPTED FY 21-22	PROPOSED FY 22-23
61000	Salaries Regular	631,271	725,835	1,254,410	1,401,560
61010	Salaries Cash Out/Separation	0	12,556	0	0
61020	Salaries Part-Time	38,547	56,442	119,200	119,200
61040	Salaries Overtime	202,040	246,263	230,000	370,000
61100	Retirement-Employer Normal Cost	26,851	40,945	104,320	106,200
61101	Retirement - Employer Unfunded	162,367	0	0	0
61102	Retirement- Employer Unfunded- Miscellaneous	0	207,149	222,240	109,120
61110	Part-Time Retirement	1,445	2,068	4,500	5,580
61120	Medicare Insurance	11,817	14,373	19,850	22,450
61130	Health Insurance	98,389	108,971	305,080	317,950
61170	Retiree Health Benefits	0	176	1,300	1,330
61180	Worker Compensation Insurance	80,834	67,860	63,590	46,880
	SUBTOTAL SALARIES & BENEFITS	1,253,561	1,482,638	2,324,490	2,500,270
62000	Utilities	2,026,676	2,415,416	2,990,000	2,990,000
62010	Communications	48,673	35,952	52,200	53,240
62120	Training, Transportation, Meetings	12,627	11,937	59,000	59,400
62140	Membership, Subscription & Dues	153,697	153,682	260,000	215,000
62300	Contract Services-Professional	14,112,338	16,585,060	20,526,200	22,206,400
62320	Maintenance & Repair Buildings	33,462	33,916	50,000	150,000
62321	Maintenance & Repair Improveme	0	44,505	20,000	20,000
62322	Maintenance & Repair Machinery	1,260	3,005	15,000	5,000
62500	Rent Payments	0	0	0	464,800
	SUBTOTAL CONTRACTUALS	16,388,733	19,283,473	23,972,400	26,163,840
63001	Miscellaneous Operating Expenses	9,665,286	9,903,436	11,463,300	10,824,350
63300	Gas & Diesel	31,158	31,781	30,360	30,360
	SUBTOTAL COMMODITIES	9,696,444	9,935,218	11,493,660	10,854,710
65010	Rental City Equipment	91,783	44,100	85,200	108,130
65011	Equipment Replacement Charges	89,512	30,300	80,620	29,890
65012	Accident Repair & Replacement	3,660	1,600	4,800	540
65040	IT Maintenance Charge	73,189	73,190	69,960	85,610
65100	Insurance Charges	139,700	177,810	168,150	141,070
65105	Benefits Overhead	0	3,200	3,780	8,560
65210	Delivery Charges	786	790	790	0
65400	Indirect Costs	93,312	269,932	363,100	469,590
	SUBTOTAL FIXED CHARGES	491,943	600,922	776,400	843,390
66400	Machinery & Equipment	544,692	299,477	1,207,000	1,440,000
66510	Computer Software	31	0	0	0
	SUBTOTAL CAPITAL	544,722	299,477	1,207,000	1,440,000
67200	Principal-Leases	0	0	20,800	20,800
67301	POB Principal-Misc	0	0	0	22,330
67311	POB Interest - Misc	0	0	0	40,760
	SUBTOTAL DEBT SERVICE	0	0	20,800	83,890

68000	Transfer to Fund 051	20,726	20,726	0	0
	SUBTOTAL TRANSFERS	20,726	20,726	0	0
	TOTAL	28,396,129	31,622,453	39,794,750	41,886,100

WATER REVENUE

PUBLIC WORKS		ACCOUNTING UNIT			
WATER SYSTEM MAINT		06017641			
Account Code	LINE ITEM RESOURCES	ACTUAL FY 19-20	ACTUAL FY 20-21	ADOPTED FY 21-22	PROPOSED FY 22-23
61000	Salaries Regular	1,373,052	1,216,820	1,269,890	1,270,280
61020	Salaries Part-Time	35,263	50,370	55,600	38,920
61040	Salaries Overtime	306,390	334,924	387,000	387,000
61100	Retirement-Employer Normal Cost	56,898	64,586	84,310	80,370
61101	Retirement - Employer Unfunded	344,064	0	0	0
61102	Retirement- Employer Unfunded- Miscellaneous	0	326,748	388,680	172,120
61110	Part-Time Retirement	1,322	1,889	2,100	1,460
61120	Medicare Insurance	23,664	20,979	19,130	18,900
61130	Health Insurance	299,799	254,957	330,390	346,200
61170	Retiree Health Benefits	0	176	320	350
61180	Worker Compensation Insurance	159,000	80,280	74,780	75,930
	SUBTOTAL SALARIES & BENEFITS	2,599,453	2,351,728	2,612,200	2,391,530
62010	Communications	11,528	12,062	20,000	22,080
62120	Training, Transportation, Meetings	11,329	5,651	20,000	20,000
62140	Membership, Subscription & Dues	51,481	41,810	46,000	46,000
62300	Contract Services-Professional	1,082,738	830,042	1,416,500	1,480,500
62320	Maintenance & Repair Buildings	0	0	25,000	25,000
62322	Maintenance & Repair Machinery	0	6,767	11,000	33,000
	SUBTOTAL CONTRACTUALS	1,157,075	896,332	1,538,500	1,626,580
63001	Miscellaneous Operating Expenses	722,777	728,164	1,313,000	1,317,300
63300	Gas & Diesel	63,380	65,817	101,360	101,360
	SUBTOTAL COMMODITIES	786,157	793,981	1,414,360	1,418,660
65010	Rental City Equipment	304,599	298,000	298,680	379,050
65011	Equipment Replacement Charges	208,944	156,300	137,170	71,360
65012	Accident Repair & Replacement	5,238	4,800	1,750	5,920
65020	City Yard Rental	228,770	228,770	228,770	228,770
65040	IT Maintenance Charge	94,875	94,880	87,800	85,060
65100	Insurance Charges	226,770	210,370	197,750	228,510
65105	Benefits Overhead	0	3,790	5,460	13,860
65210	Delivery Charges	1,270	1,270	1,270	0
65400	Indirect Costs	183,641	419,153	401,600	418,420
	SUBTOTAL FIXED CHARGES	1,254,108	1,417,333	1,360,250	1,430,950
66400	Machinery & Equipment	776,421	721,362	1,000,000	705,000
	SUBTOTAL CAPITAL	776,421	721,362	1,000,000	705,000
67301	POB Principal-Misc	0	0	0	35,220
67311	POB Interest - Misc	0	0	0	64,290
	SUBTOTAL DEBT SERVICE	0	0	0	99,510
	TOTAL	6,573,215	6,180,736	7,925,310	7,672,230

WATER REVENUE

PUBLIC WORKS		ACCOUNTING UNIT			
WATER-MISC EXPENSES		06017642			
Account Code	LINE ITEM RESOURCES	ACTUAL FY 19-20	ACTUAL FY 20-21	ADOPTED FY 21-22	PROPOSED FY 22-23
62000	Utilities	1,365	1,399	0	0
62251	Other Agency Services	23,006	13,484	29,100	29,100
	SUBTOTAL CONTRACTUALS	24,371	14,883	29,100	29,100
65220	Treasury Services Charges	1,591,200	0	0	0
65500	General Fund Overhead	4,537,900	4,537,900	0	4,500,000
	SUBTOTAL FIXED CHARGES	6,129,100	4,537,900	0	4,500,000
	TOTAL	6,153,471	4,552,783	29,100	4,529,100

WATER REVENUE

PUBLIC WORKS		ACCOUNTING UNIT			
WATER QUALITY		06017644			
Account Code	LINE ITEM RESOURCES	ACTUAL FY 19-20	ACTUAL FY 20-21	ADOPTED FY 21-22	PROPOSED FY 22-23
61000	Salaries Regular	282,190	285,096	374,740	426,350
61020	Salaries Part-Time	33,370	287	65,200	80,350
61040	Salaries Overtime	52,445	16,435	75,000	75,000
61100	Retirement-Employer Normal Cost	13,434	14,981	27,930	31,060
61101	Retirement - Employer Unfunded	81,238	0	0	0
61102	Retirement- Employer Unfunded- Miscellaneous	0	75,793	88,680	39,930
61110	Part-Time Retirement	1,251	11	2,500	3,010
61120	Medicare Insurance	5,088	4,195	6,330	7,330
61130	Health Insurance	44,909	42,051	69,780	95,280
61170	Retiree Health Benefits	0	176	310	360
61180	Worker Compensation Insurance	34,126	25,550	25,780	17,100
	SUBTOTAL SALARIES & BENEFITS	548,052	464,576	736,250	775,770
62010	Communications	6,206	4,476	4,500	5,540
62120	Training, Transportation, Meetings	11,966	3,300	3,300	9,700
62140	Membership, Subscription & Dues	14,784	4,522	18,900	18,900
62300	Contract Services-Professional	222,413	265,693	360,500	690,500
62322	Maintenance & Repair Machinery	0	0	3,000	3,000
	SUBTOTAL CONTRACTUALS	255,368	277,990	390,200	727,640
63001	Miscellaneous Operating Expenses	301,624	247,936	509,300	611,450
63300	Gas & Diesel	9,720	10,379	5,100	5,100
	SUBTOTAL COMMODITIES	311,344	258,315	514,400	616,550
65010	Rental City Equipment	54,746	22,000	49,560	62,900
65011	Equipment Replacement Charges	0	18,300	33,730	13,110
65012	Accident Repair & Replacement	1,904	700	1,120	0
65040	IT Maintenance Charge	22,589	22,590	21,590	20,920
65100	Insurance Charges	69,540	66,960	68,170	51,460
65105	Benefits Overhead	0	1,210	1,170	3,120
65210	Delivery Charges	392	390	390	0
65400	Indirect Costs	39,412	79,228	394,500	137,410
	SUBTOTAL FIXED CHARGES	188,582	211,378	570,230	288,920
66400	Machinery & Equipment	0	61,071	80,000	80,000
	SUBTOTAL CAPITAL	0	61,071	80,000	80,000
67301	POB Principal-Misc	0	0	0	8,170
67311	POB Interest - Misc	0	0	0	14,910
	SUBTOTAL DEBT SERVICE	0	0	0	23,080
	TOTAL	1,303,346	1,273,330	2,291,080	2,511,960

WATER REVENUE

PUBLIC WORKS		ACCOUNTING UNIT			
WATER ADMIN/ENGINEERING		06017645			
Account Code	LINE ITEM RESOURCES	ACTUAL FY 19-20	ACTUAL FY 20-21	ADOPTED FY 21-22	PROPOSED FY 22-23
61000	Salaries Regular	960,361	1,019,341	2,163,080	2,461,590
61020	Salaries Part-Time	56,878	132,617	130,000	133,000
61040	Salaries Overtime	33,478	73,505	70,000	70,000
61100	Retirement-Employer Normal Cost	38,130	64,332	177,070	196,170
61101	Retirement - Employer Unfunded	230,570	0	0	0
61102	Retirement- Employer Unfunded- Miscellaneous	0	325,465	324,360	171,450
61110	Part-Time Retirement	2,114	4,486	4,900	4,990
61120	Medicare Insurance	14,834	17,527	33,170	37,520
61130	Health Insurance	124,559	112,396	391,890	384,960
61170	Retiree Health Benefits	0	514	2,410	2,410
61180	Worker Compensation Insurance	97,439	114,000	104,030	69,030
	SUBTOTAL SALARIES & BENEFITS	1,558,364	1,864,184	3,400,910	3,531,120
62010	Communications	20,048	20,109	8,250	10,330
62120	Training, Transportation, Meetings	11,794	10,565	16,000	16,000
62131	SAMA Wellness and Fitness Program Reimbursements	0	600	0	0
62140	Membership, Subscription & Dues	21,257	10,641	15,600	15,600
62300	Contract Services-Professional	1,706,103	3,255,931	2,878,500	2,736,000
62302	Contracted Vendor Personnel Services	0	0	500,000	100,000
62322	Maintenance & Repair Machinery	0	6,900	5,000	5,000
	SUBTOTAL CONTRACTUALS	1,759,202	3,304,747	3,423,350	2,882,930
63001	Miscellaneous Operating Expenses	92,702	138,213	294,000	226,150
63300	Gas & Diesel	3,585	4,351	5,700	5,700
	SUBTOTAL COMMODITIES	96,287	142,564	299,700	231,850
65010	Rental City Equipment	27,360	16,200	26,310	33,390
65011	Equipment Replacement Charges	33,888	13,200	21,510	5,880
65012	Accident Repair & Replacement	1,223	1,100	1,160	0
65040	IT Maintenance Charge	39,155	39,160	96,440	121,310
65050	IT Department Specific	159,920	159,920	159,920	159,920
65100	Insurance Charges	133,900	298,730	275,100	207,730
65105	Benefits Overhead	0	5,380	5,660	12,600
65210	Delivery Charges	752	750	750	0
65240	Public Works Administrative Ch	1,484,900	1,484,900	2,341,900	2,341,900
65400	Indirect Costs	112,529	321,680	603,400	786,950
	SUBTOTAL FIXED CHARGES	1,993,627	2,341,020	3,532,150	3,669,680
66400	Machinery & Equipment	0	0	270,000	270,000
66510	Computer Software	31	0	0	0
	SUBTOTAL CAPITAL	31	0	270,000	270,000
67301	POB Principal-Misc	0	0	0	35,080
67311	POB Interest - Misc	0	0	0	64,040
	SUBTOTAL DEBT SERVICE	0	0	0	99,120
	TOTAL	5,407,511	7,652,514	10,926,110	10,684,700

WATER REVENUE

PUBLIC WORKS		ACCOUNTING UNIT			
WATER METER SERVICES		06017646			
Account Code	LINE ITEM RESOURCES	ACTUAL FY 19-20	ACTUAL FY 20-21	ADOPTED FY 21-22	PROPOSED FY 22-23
61000	Salaries Regular	253,529	348,786	432,260	574,430
61020	Salaries Part-Time	21,495	25,766	54,800	57,450
61040	Salaries Overtime	23,496	22,907	100,000	100,000
61100	Retirement-Employer Normal Cost	7,085	13,707	21,640	34,720
61101	Retirement - Employer Unfunded	42,843	0	0	0
61102	Retirement- Employer Unfunded- Miscellaneous	0	69,343	74,160	36,530
61110	Part-Time Retirement	806	966	2,100	2,150
61120	Medicare Insurance	4,173	5,683	7,030	9,120
61130	Health Insurance	44,975	64,418	101,640	155,970
61180	Worker Compensation Insurance	27,681	28,540	27,560	22,440
	SUBTOTAL SALARIES & BENEFITS	426,085	580,115	821,190	992,810
62010	Communications	2,482	6,642	4,500	7,620
62120	Training, Transportation, Meetings	2,670	2,125	3,300	3,300
62140	Membership, Subscription & Dues	5,309	784	3,300	3,300
62300	Contract Services-Professional	259,378	497,974	3,611,600	2,220,000
62322	Maintenance & Repair Machinery	0	0	3,000	3,000
	SUBTOTAL CONTRACTUALS	269,839	507,525	3,625,700	2,237,220
63001	Miscellaneous Operating Expenses	314,796	259,689	470,500	479,100
63300	Gas & Diesel	0	0	17,530	17,530
	SUBTOTAL COMMODITIES	314,796	259,689	488,030	496,630
65010	Rental City Equipment	34,812	34,800	33,470	42,480
65011	Equipment Replacement Charges	66,010	16,100	14,940	5,980
65012	Accident Repair & Replacement	1,260	1,300	3,610	0
65040	IT Maintenance Charge	30,119	30,120	28,790	27,890
65100	Insurance Charges	33,960	74,780	72,870	67,540
65105	Benefits Overhead	0	1,350	1,570	4,100
65210	Delivery Charges	191	190	190	0
65400	Indirect Costs	31,953	104,324	147,100	153,370
	SUBTOTAL FIXED CHARGES	198,304	262,964	302,540	301,360
66400	Machinery & Equipment	0	183,535	1,180,000	275,000
	SUBTOTAL CAPITAL	0	183,535	1,180,000	275,000
67301	POB Principal-Misc	0	0	0	7,470
67311	POB Interest - Misc	0	0	0	13,640
	SUBTOTAL DEBT SERVICE	0	0	0	21,110
	TOTAL	1,209,025	1,793,827	6,417,460	4,324,130

WATER REVENUE

PUBLIC WORKS		ACCOUNTING UNIT			
RECYCLED WATER		06017647			
Account Code	LINE ITEM RESOURCES	ACTUAL FY 19-20	ACTUAL FY 20-21	ADOPTED FY 21-22	PROPOSED FY 22-23
61000	Salaries Regular	0	30,105	39,100	41,050
61100	Retirement-Employer Normal Cost	0	3,634	4,660	4,610
61102	Retirement- Employer Unfunded- Miscellaneous	0	18,386	16,800	9,690
61120	Medicare Insurance	0	428	560	590
61130	Health Insurance	0	8,930	11,880	11,940
61180	Worker Compensation Insurance	0	0	2,300	1,800
	SUBTOTAL SALARIES & BENEFITS	0	61,484	75,300	69,680
62300	Contract Services-Professional	50	0	0	0
	SUBTOTAL CONTRACTUALS	50	0	0	0
63001	Miscellaneous Operating Expenses	166,134	343,977	256,500	307,500
	SUBTOTAL COMMODITIES	166,134	343,977	256,500	307,500
65040	IT Maintenance Charge	3,012	3,010	2,880	2,790
65100	Insurance Charges	0	0	6,080	5,430
65105	Benefits Overhead	0	100	200	330
65400	Indirect Costs	0	7,903	11,800	10,680
	SUBTOTAL FIXED CHARGES	3,012	11,013	20,960	19,230
67301	POB Principal-Misc	0	0	0	1,980
67311	POB Interest - Misc	0	0	0	3,620
	SUBTOTAL DEBT SERVICE	0	0	0	5,600
	TOTAL	169,196	416,473	352,760	402,010

**ACQUISITION & CONSTRUCTION
DEPARTMENT RESOURCE SUMMARY**

PUBLIC WORKS

ACTIVITIES		ACTUAL FY 19-20	ACTUAL FY 20-21	ADOPTED FY 21-22	PROPOSED FY 22-23
REVENUES					
57011	Miscellaneous Cost Refunds	9,632	5,643	0	0
58005	Investment Income-Trustee	976	35	0	0
59000-060	Transfer From Fund 060	3,148,678	6,205,417	19,443,740	20,000,000
	TOTAL REVENUES	3,159,286	6,211,095	19,443,740	20,000,000
EXPENDITURES					
06617647	WTR UTY CAPITAL PROJECTS	2,757,626	6,583,109	19,425,000	3,125,000
	TOTAL EXPENDITURES	2,757,626	6,583,109	19,425,000	3,125,000
OPERATING EXPENSES		ACTUAL FY 19-20	ACTUAL FY 20-21	ADOPTED FY 21-22	PROPOSED FY 22-23
66000	CAPITAL	2,757,626	6,583,109	19,425,000	3,125,000
	TOTAL	2,757,626	6,583,109	19,425,000	3,125,000

ACQUISITION & CONSTRUCTION

PUBLIC WORKS		ACCOUNTING UNIT			
WTR UTY WTR DIV CAPTL EXPENSE		06617002			
Account Code	LINE ITEM RESOURCES	ACTUAL FY 19-20	ACTUAL FY 20-21	ADOPTED FY 21-22	PROPOSED FY 22-23
57011	Miscellaneous Cost Refunds	9,632	5,643	0	0
58005	Investment Income-Trustee	976	35	0	0
59000	Transfer From Fund 060	3,148,678	6,205,417	19,443,740	20,000,000
	SUBTOTAL REVENUES	3,159,286	6,211,095	19,443,740	20,000,000
	TOTAL	3,159,286	6,211,095	19,443,740	20,000,000

ACQUISITION & CONSTRUCTION

PUBLIC WORKS		ACCOUNTING UNIT			
WTR UTY CAPITAL PROJECTS		06617647			
Account Code	LINE ITEM RESOURCES	ACTUAL FY 19-20	ACTUAL FY 20-21	ADOPTED FY 21-22	PROPOSED FY 22-23
66220	Improvements Other Than Building	1,402	346,569	0	0
66301	Water Capital Project	2,756,224	6,236,541	19,425,000	3,125,000
	SUBTOTAL CAPITAL	2,757,626	6,583,109	19,425,000	3,125,000
	TOTAL	2,757,626	6,583,109	19,425,000	3,125,000

**REGIONAL TRANSP CENTER
DEPARTMENT RESOURCE SUMMARY**

PUBLIC WORKS

ACTIVITIES		ACTUAL FY 19-20	ACTUAL FY 20-21	ADOPTED FY 21-22	PROPOSED FY 22-23
REVENUES					
53803	Rental-Conference Room	195	0	2,700	0
53805	Rental-Tres Estrellas De Oro	67,133	0	0	0
53808	Rental-Amtrak	34,843	34,669	40,000	40,000
53809	Rental-Lee Gift Shop	20,808	17,340	0	0
53810	Rental-Greyhound	113,629	69,260	108,000	104,590
53815	Concession-Taxi Stand	426	0	0	0
53818	Concession-Vending Machines	900	900	900	900
53819	OCTA Rental	0	0	2,500	2,500
53821	Rental-International Bus Lines	69,110	0	0	0
53823	Rental-Walsh Construction	104,668	95,610	115,000	132,880
53824	Rental-PGH	62,282	72,094	89,000	98,520
53825	Rental-SRK Engineering	14,268	0	0	0
53826	Rental-Aldridge Group	74,460	99,600	130,000	130,000
53827	Rental-State (Umberg)	70,400	70,400	76,800	76,800
53828	Rental-Sequoia Foundation	2,232	0	0	0
53832	Rental-RailWorks	0	2,305	10,000	130,680
57960	Rental Of Property	0	0	40,000	40,000
57990	Miscellaneous Income	6,361	1,951	3,000	3,000
59000-011	Transfer From Fund 011	0	1,100,000	1,081,870	1,081,870
	TOTAL REVENUES	641,714	1,564,129	1,699,770	1,841,740
EXPENDITURES					
06717650	PWA - SARTC OPERATIONS	1,094,318	1,057,550	1,699,770	1,777,850
	TOTAL EXPENDITURES	1,094,318	1,057,550	1,699,770	1,777,850
OPERATING EXPENSES		ACTUAL FY 19-20	ACTUAL FY 20-21	ADOPTED FY 21-22	PROPOSED FY 22-23
61000	SALARIES & BENEFITS	88,719	120,571	135,740	127,030
62000	CONTRACTUALS	771,956	791,988	1,382,400	1,437,900
63000	COMMODITIES	4,371	18,390	17,000	17,000
65000	FIXED CHARGES	117,917	117,920	152,230	178,520
66000	CAPITAL	100,022	0	0	0
67000	DEBT SERVICE	11,332	8,681	12,400	17,400
	TOTAL	1,094,318	1,057,550	1,699,770	1,777,850

REGIONAL TRANSP CENTER

PUBLIC WORKS		ACCOUNTING UNIT			
PWA - SARTC OPERATIONS		06717002			
Account Code	LINE ITEM RESOURCES	ACTUAL FY 19-20	ACTUAL FY 20-21	ADOPTED FY 21-22	PROPOSED FY 22-23
53803	Rental-Conference Room	195	0	2,700	0
53805	Rental-Tres Estrellas De Oro	67,133	0	0	0
53808	Rental-Amtrak	34,843	34,669	40,000	40,000
53809	Rental-Lee Gift Shop	20,808	17,340	0	0
53810	Rental-Greyhound	113,629	69,260	108,000	104,590
53815	Concession-Taxi Stand	426	0	0	0
53818	Concession-Vending Machines	900	900	900	900
53819	OCTA Rental	0	0	2,500	2,500
53821	Rental-International Bus Lines	69,110	0	0	0
53823	Rental-Walsh Construction	104,668	95,610	115,000	132,880
53824	Rental-PGH	62,282	72,094	89,000	98,520
53825	Rental-SRK Engineering	14,268	0	0	0
53826	Rental-Aldridge Group	74,460	99,600	130,000	130,000
53827	Rental-State (Umberg)	70,400	70,400	76,800	76,800
53828	Rental-Sequoia Foundation	2,232	0	0	0
53832	Rental-RailWorks	0	2,305	10,000	130,680
57960	Rental Of Property	0	0	40,000	40,000
57990	Miscellaneous Income	6,361	1,951	3,000	3,000
59000	Transfer From Fund 011	0	1,100,000	1,081,870	1,081,870
	SUBTOTAL REVENUES	641,714	1,564,129	1,699,770	1,841,740
	TOTAL	641,714	1,564,129	1,699,770	1,841,740

REGIONAL TRANSP CENTER

PUBLIC WORKS		ACCOUNTING UNIT			
PWA - SARTC OPERATIONS		06717650			
Account Code	LINE ITEM RESOURCES	ACTUAL FY 19-20	ACTUAL FY 20-21	ADOPTED FY 21-22	PROPOSED FY 22-23
61000	Salaries Regular	61,016	80,279	72,120	70,650
61020	Salaries Part-Time	0	5,374	0	25,000
61040	Salaries Overtime	1,630	4,274	25,000	0
61100	Retirement-Employer Normal Cost	1,816	3,241	2,800	2,250
61101	Retirement - Employer Unfunded	10,980	0	0	0
61102	Retirement- Employer Unfunded- Miscellaneous	0	16,396	17,520	8,640
61110	Part-Time Retirement	0	202	0	1,530
61120	Medicare Insurance	840	1,263	1,040	1,610
61130	Health Insurance	6,627	9,471	12,400	12,200
61170	Retiree Health Benefits	0	70	40	20
61180	Worker Compensation Insurance	5,810	0	4,820	5,130
	SUBTOTAL SALARIES & BENEFITS	88,719	120,571	135,740	127,030
62000	Utilities	143,387	143,474	165,000	165,000
62010	Communications	5,751	5,200	5,000	4,000
62120	Training, Transportation, Meetings	0	449	500	500
62300	Contract Services-Professional	512,045	384,014	35,000	91,500
62310	Janitorial & Housekeeping	27,509	147,237	240,000	240,000
62320	Maintenance & Repair Buildings	82,965	111,615	501,900	501,900
62322	Maintenance & Repair Machinery	0	0	435,000	435,000
62700	Auto Expense	300	0	0	0
	SUBTOTAL CONTRACTUALS	771,956	791,988	1,382,400	1,437,900
63001	Miscellaneous Operating Expenses	4,371	18,390	17,000	17,000
	SUBTOTAL COMMODITIES	4,371	18,390	17,000	17,000
65000	Building Rental	75,000	75,000	75,100	91,340
65040	IT Maintenance Charge	4,217	4,220	3,450	2,900
65100	Insurance Charges	0	0	12,730	15,450
65105	Benefits Overhead	0	0	250	940
65240	Public Works Administrative Ch	38,700	38,700	38,900	38,900
65400	Indirect Costs	0	0	21,800	28,990
	SUBTOTAL FIXED CHARGES	117,917	117,920	152,230	178,520
66200	Buildings & Building Improvements	80,238	0	0	0
66220	Improvements Other Than Building	19,785	0	0	0
	SUBTOTAL CAPITAL	100,022	0	0	0
67003	Loan Payment-OBF	11,332	8,681	12,400	12,400
67301	POB Principal-Misc	0	0	0	1,770
67311	POB Interest - Misc	0	0	0	3,230
	SUBTOTAL DEBT SERVICE	11,332	8,681	12,400	17,400
	TOTAL	1,094,318	1,057,550	1,699,770	1,777,850

**SANITATION FUND
DEPARTMENT RESOURCE SUMMARY**

PUBLIC WORKS

ACTIVITIES		ACTUAL FY 19-20	ACTUAL FY 20-21	ADOPTED FY 21-22	PROPOSED FY 22-23
REVENUES					
53702	Graffiti Restitution-Courts	3,433	4,557	10,000	10,000
53710	Abatement Control Charge	168	0	10,000	40,000
53719	Sanitation Charge	5,731,727	5,738,401	6,015,900	6,080,900
53720	Penalties & Service Charge	44,550	0	0	0
57000	Expense Reimbursement	0	100	0	0
57010	Miscellaneous Recoveries	3,984	2,461	2,000	2,000
58000	Earning On Investments	134,671	57,614	10,000	10,000
59000-057	Transfer From Fund 057	200,000	200,000	200,000	200,000
	TOTAL REVENUES	6,118,533	6,003,134	6,247,900	6,342,900
EXPENDITURES					
06817640	PUB WKS-ENVIRONMENT/SANITATION	1,904,204	3,297,051	2,035,570	2,475,220
06817641	PUB WKS-ROADWAY CLEANING	2,912,385	3,043,746	4,263,840	5,088,620
	TOTAL EXPENDITURES	4,816,589	6,340,797	6,299,410	7,563,840
OPERATING EXPENSES		ACTUAL FY 19-20	ACTUAL FY 20-21	ADOPTED FY 21-22	PROPOSED FY 22-23
61000	SALARIES & BENEFITS	1,805,279	1,924,812	2,809,310	2,808,580
62000	CONTRACTUALS	911,024	1,397,013	1,844,400	2,204,440
63000	COMMODITIES	203,296	197,796	181,210	294,950
65000	FIXED CHARGES	1,448,392	1,422,824	1,461,590	1,523,450
66000	CAPITAL	444,655	1,394,410	0	625,000
67000	DEBT SERVICE	0	0	2,900	107,420
68000	TRANSFERS	3,943	3,943	0	0
	TOTAL	4,816,589	6,340,797	6,299,410	7,563,840

SANITATION FUND

PUBLIC WORKS		ACCOUNTING UNIT			
PUB WKS-ENVIRONMENT/SANITATION		06817002			
Account Code	LINE ITEM RESOURCES	ACTUAL FY 19-20	ACTUAL FY 20-21	ADOPTED FY 21-22	PROPOSED FY 22-23
53702	Graffiti Restitution-Courts	3,433	4,557	10,000	10,000
53710	Abatement Control Charge	168	0	10,000	40,000
53719	Sanitation Charge	5,731,727	5,738,401	6,015,900	6,080,900
53720	Penalties & Service Charge	44,550	0	0	0
57000	Expense Reimbursement	0	100	0	0
57010	Miscellaneous Recoveries	3,984	2,461	2,000	2,000
58000	Earning On Investments	134,671	57,614	10,000	10,000
59000	Transfer From Fund 057	200,000	200,000	200,000	200,000
	SUBTOTAL REVENUES	6,118,533	6,003,134	6,247,900	6,342,900
	TOTAL	6,118,533	6,003,134	6,247,900	6,342,900

SANITATION FUND

PUBLIC WORKS		ACCOUNTING UNIT			
PUB WKS-ENVIRONMENT/SANITATION		06817640			
Account Code	LINE ITEM RESOURCES	ACTUAL FY 19-20	ACTUAL FY 20-21	ADOPTED FY 21-22	PROPOSED FY 22-23
61000	Salaries Regular	341,186	335,675	580,310	578,450
61010	Salaries Cash Out/Separation	0	23,798	30,000	30,000
61020	Salaries Part-Time	5,089	0	11,800	18,530
61040	Salaries Overtime	9,077	2,422	20,000	20,000
61100	Retirement-Employer Normal Cost	16,788	19,882	44,030	40,370
61101	Retirement - Employer Unfunded	101,519	0	0	0
61102	Retirement- Employer Unfunded- Miscellaneous	0	100,587	110,760	52,990
61110	Part-Time Retirement	190	0	400	690
61120	Medicare Insurance	5,091	4,968	8,610	8,620
61130	Health Insurance	67,404	57,036	124,730	122,520
61170	Retiree Health Benefits	0	339	1,580	1,590
61180	Worker Compensation Insurance	32,945	31,660	28,200	20,110
	SUBTOTAL SALARIES & BENEFITS	579,290	576,367	960,420	893,870
62010	Communications	18,051	13,784	9,300	9,300
62120	Training, Transportation, Meetings	66	2,872	5,000	5,000
62130	Tuition Reimbursement	0	0	0	10,000
62140	Membership, Subscription & Dues	367	338	300	300
62300	Contract Services-Professional	90,083	464,867	406,300	405,700
62322	Maintenance & Repair Machinery	0	0	500	500
	SUBTOTAL CONTRACTUALS	108,566	481,860	421,400	430,800
63001	Miscellaneous Operating Expenses	47,013	39,327	41,700	60,000
63300	Gas & Diesel	47,804	55,753	49,300	49,300
	SUBTOTAL COMMODITIES	94,817	95,081	91,000	109,300
65010	Rental City Equipment	119,004	126,200	114,430	145,220
65011	Equipment Replacement Charges	7,860	7,900	7,300	18,200
65012	Accident Repair & Replacement	3,939	4,100	1,000	1,590
65040	IT Maintenance Charge	29,998	30,000	29,650	33,460
65100	Insurance Charges	72,980	82,960	74,580	60,530
65105	Benefits Overhead	0	1,500	1,780	3,670
65210	Delivery Charges	409	410	410	0
65220	Treasury Services Charges	82,500	0	0	0
65240	Public Works Administrative Ch	406,500	406,500	159,000	159,000
65400	Indirect Costs	38,056	88,750	174,600	188,350
	SUBTOTAL FIXED CHARGES	761,246	748,320	562,750	610,020
66400	Machinery & Equipment	359,271	1,394,410	0	400,000
	SUBTOTAL CAPITAL	359,271	1,394,410	0	400,000
67200	Principal-Leases	0	0	0	600
67301	POB Principal-Misc	0	0	0	10,840
67311	POB Interest - Misc	0	0	0	19,790
	SUBTOTAL DEBT SERVICE	0	0	0	31,230
68000	Transfer to Fund 051	1,014	1,014	0	0
	SUBTOTAL TRANSFERS	1,014	1,014	0	0
	TOTAL	1,904,204	3,297,051	2,035,570	2,475,220

SANITATION FUND

PUBLIC WORKS		ACCOUNTING UNIT			
PUB WKS-ROADWAY CLEANING		06817641			
Account Code	LINE ITEM RESOURCES	ACTUAL FY 19-20	ACTUAL FY 20-21	ADOPTED FY 21-22	PROPOSED FY 22-23
61000	Salaries Regular	679,997	756,350	1,067,840	1,053,750
61010	Salaries Cash Out/Separation	0	50,047	0	85,300
61020	Salaries Part-Time	38,002	23,838	61,980	111,660
61040	Salaries Overtime	35,674	18,597	51,000	100,000
61100	Retirement-Employer Normal Cost	35,384	48,219	78,170	78,110
61101	Retirement - Employer Unfunded	213,969	0	0	0
61102	Retirement- Employer Unfunded- Miscellaneous	0	243,947	284,400	128,510
61110	Part-Time Retirement	1,424	894	2,320	4,190
61120	Medicare Insurance	10,905	11,893	16,330	16,880
61130	Health Insurance	140,745	145,161	225,150	287,960
61170	Retiree Health Benefits	0	339	1,580	1,600
61180	Worker Compensation Insurance	69,888	49,160	60,120	46,750
	SUBTOTAL SALARIES & BENEFITS	1,225,989	1,348,445	1,848,890	1,914,710
62010	Communications	5,890	7,701	3,500	11,040
62120	Training, Transportation, Meetings	201	114	1,000	1,000
62130	Tuition Reimbursement	0	0	0	10,000
62140	Membership, Subscription & Dues	148	113	100	100
62300	Contract Services-Professional	796,219	907,226	1,418,400	1,751,500
	SUBTOTAL CONTRACTUALS	802,458	915,153	1,423,000	1,773,640
63001	Miscellaneous Operating Expenses	95,225	82,258	86,500	165,650
63100	Uniforms	1,685	2,734	0	0
63300	Gas & Diesel	11,569	17,722	3,710	20,000
	SUBTOTAL COMMODITIES	108,479	102,715	90,210	185,650
65010	Rental City Equipment	34,968	33,000	22,210	28,190
65011	Equipment Replacement Charges	5,370	0	0	13,060
65012	Accident Repair & Replacement	1,092	1,000	1,160	820
65020	City Yard Rental	107,558	107,560	107,560	107,560
65040	IT Maintenance Charge	56,262	56,260	69,150	68,880
65100	Insurance Charges	99,470	128,810	158,970	140,690
65105	Benefits Overhead	0	2,320	3,530	8,530
65210	Delivery Charges	561	560	560	0
65220	Treasury Services Charges	165,080	0	0	0
65240	Public Works Administrative Ch	136,000	136,000	188,400	188,400
65400	Indirect Costs	80,784	208,994	347,300	357,300
	SUBTOTAL FIXED CHARGES	687,146	674,504	898,840	913,430
66400	Machinery & Equipment	85,384	0	0	225,000
	SUBTOTAL CAPITAL	85,384	0	0	225,000
67200	Principal-Leases	0	0	2,900	1,900
67301	POB Principal-Misc	0	0	0	26,290
67311	POB Interest - Misc	0	0	0	48,000
	SUBTOTAL DEBT SERVICE	0	0	2,900	76,190

68000	Transfer to Fund 051	2,929	2,929	0	0
	SUBTOTAL TRANSFERS	2,929	2,929	0	0
	TOTAL	2,912,385	3,043,746	4,263,840	5,088,620

**REFUSE COLLECTION SERVICE
DEPARTMENT RESOURCE SUMMARY**

PUBLIC WORKS

ACTIVITIES		ACTUAL FY 19-20	ACTUAL FY 20-21	ADOPTED FY 21-22	PROPOSED FY 22-23
REVENUES					
50052	Refuse Contract Program Surcharge	6,770,353	11,527	0	0
52025	State Grants-Direct	210,667	196,560	172,000	172,000
53718	Refuse Collection Charge	11,312,154	11,466,906	12,000,000	12,000,000
53720	Penalties & Service Charge	113,900	0	0	0
53723	NPDES Refuse Residential	180,107	184,067	202,100	0
53724	NPDES Refuse Non-Residential	873,093	849,308	947,300	0
53742	Refuse Admin Fee	0	0	0	2,326,800
53743	NPDES Fee	0	0	0	1,010,000
53744	Clean Business Initiative Fee	0	0	0	50,000
57010	Miscellaneous Recoveries	1,354,966	661	0	0
57702	County Waste Importation	985,889	698,563	790,000	702,940
58000	Earning On Investments	184,056	54,816	25,000	25,000
	TOTAL REVENUES	21,985,185	13,462,407	14,136,400	16,286,740
EXPENDITURES					
06917019	REFUSE INTERFUND TRANSFER	7,653,200	1,033,375	4,671,740	3,276,660
06917640	REFUSE COLLECTION SERVICE	20,419,495	11,969,204	13,655,690	15,808,390
	TOTAL EXPENDITURES	28,072,695	13,002,579	18,327,430	19,085,050
OPERATING EXPENSES		ACTUAL FY 19-20	ACTUAL FY 20-21	ADOPTED FY 21-22	PROPOSED FY 22-23
61000	SALARIES & BENEFITS	520,363	480,843	930,610	1,223,630
62000	CONTRACTUALS	10,659,095	10,536,798	11,721,300	13,221,400
63000	COMMODITIES	16,137	29,579	27,000	82,150
65000	FIXED CHARGES	9,223,901	921,985	976,780	1,017,920
66000	CAPITAL	0	0	0	2,506,660
67000	DEBT SERVICE	0	0	0	23,290
68000	TRANSFERS	7,653,200	1,033,375	4,671,740	1,010,000
	TOTAL	28,072,695	13,002,579	18,327,430	19,085,050

REFUSE COLLECTION SERVICE

PUBLIC WORKS		ACCOUNTING UNIT			
REFUSE COLLECTION REVENUE		06917002			
Account Code	LINE ITEM RESOURCES	ACTUAL FY 19-20	ACTUAL FY 20-21	ADOPTED FY 21-22	PROPOSED FY 22-23
50052	Refuse Contract Program Surcharge	6,770,353	11,527	0	0
52025	State Grants-Direct	210,667	196,560	172,000	172,000
53718	Refuse Collection Charge	11,312,154	11,466,906	12,000,000	12,000,000
53720	Penalties & Service Charge	113,900	0	0	0
53723	NPDES Refuse Residential	180,107	184,067	202,100	0
53724	NPDES Refuse Non-Residential	873,093	849,308	947,300	0
53742	Refuse Admin Fee	0	0	0	2,326,800
53743	NPDES Fee	0	0	0	1,010,000
53744	Clean Business Initiative Fee	0	0	0	50,000
57010	Miscellaneous Recoveries	1,354,966	661	0	0
57702	County Waste Importation	985,889	698,563	790,000	702,940
58000	Earning On Investments	184,056	54,816	25,000	25,000
	SUBTOTAL REVENUES	21,985,185	13,462,407	14,136,400	16,286,740
	TOTAL	21,985,185	13,462,407	14,136,400	16,286,740

REFUSE COLLECTION SERVICE

PUBLIC WORKS		ACCOUNTING UNIT			
REFUSE INTERFUND TRANSFER		06917019			
Account Code	LINE ITEM RESOURCES	ACTUAL FY 19-20	ACTUAL FY 20-21	ADOPTED FY 21-22	PROPOSED FY 22-23
66220	Improvements Other Than Building	0	0	0	2,266,660
	SUBTOTAL CAPITAL	0	0	0	2,266,660
68000	Transfer to Fund 011	6,600,000	0	0	0
68000	Transfer to Fund 057	1,053,200	1,033,375	1,149,400	1,010,000
68000	Transfer to Fund 059	0	0	3,522,340	0
	SUBTOTAL TRANSFERS	7,653,200	1,033,375	4,671,740	1,010,000
	TOTAL	7,653,200	1,033,375	4,671,740	3,276,660

REFUSE COLLECTION SERVICE

PUBLIC WORKS		ACCOUNTING UNIT			
REFUSE COLLECTION SERVICE		06917640			
Account Code	LINE ITEM RESOURCES	ACTUAL FY 19-20	ACTUAL FY 20-21	ADOPTED FY 21-22	PROPOSED FY 22-23
61000	Salaries Regular	318,178	246,860	559,700	844,390
61010	Salaries Cash Out/Separation	0	0	16,000	16,000
61020	Salaries Part-Time	11,117	32,488	16,000	0
61040	Salaries Overtime	12,978	12,098	20,000	20,000
61100	Retirement-Employer Normal Cost	12,030	15,121	47,700	73,470
61101	Retirement - Employer Unfunded	72,744	0	0	0
61102	Retirement- Employer Unfunded- Miscellaneous	0	76,498	72,840	40,300
61110	Part-Time Retirement	417	953	600	0
61120	Medicare Insurance	4,774	3,926	8,280	11,910
61130	Health Insurance	56,382	53,839	159,950	200,820
61180	Worker Compensation Insurance	31,743	39,060	29,540	16,740
	SUBTOTAL SALARIES & BENEFITS	520,363	480,843	930,610	1,223,630
62010	Communications	0	0	0	4,540
62120	Training, Transportation, Meetings	155	16	5,000	10,000
62140	Membership, Subscription & Dues	109	0	500	500
62300	Contract Services-Professional	10,658,230	10,536,782	11,715,800	13,206,360
62700	Auto Expense	600	0	0	0
	SUBTOTAL CONTRACTUALS	10,659,095	10,536,798	11,721,300	13,221,400
63001	Miscellaneous Operating Expenses	4,611	14,930	17,000	62,150
63300	Gas & Diesel	11,526	14,649	10,000	20,000
	SUBTOTAL COMMODITIES	16,137	29,579	27,000	82,150
65010	Rental City Equipment	23,760	26,700	22,850	29,000
65011	Equipment Replacement Charges	3,960	4,000	3,680	2,120
65012	Accident Repair & Replacement	1,260	1,100	120	1,180
65040	IT Maintenance Charge	32,227	32,230	34,550	47,410
65100	Insurance Charges	82,200	102,350	78,120	50,370
65105	Benefits Overhead	0	1,840	2,200	3,060
65210	Delivery Charges	458	460	460	0
65220	Treasury Services Charges	256,800	0	0	0
65240	Public Works Administrative Ch	676,800	676,800	676,800	676,800
65300	Contract Program Surcharge	6,258,502	0	0	0
65310	Program Savings Recovery	1,851,500	0	0	0
65400	Indirect Costs	36,433	76,505	158,000	207,980
	SUBTOTAL FIXED CHARGES	9,223,901	921,985	976,780	1,017,920
66400	Machinery & Equipment	0	0	0	240,000
	SUBTOTAL CAPITAL	0	0	0	240,000
67301	POB Principal-Misc	0	0	0	8,240
67311	POB Interest - Misc	0	0	0	15,050
	SUBTOTAL DEBT SERVICE	0	0	0	23,290
	TOTAL	20,419,495	11,969,204	13,655,690	15,808,390

**EQUIPMENT REPLACEMENT FUND
DEPARTMENT RESOURCE SUMMARY**

PUBLIC WORKS

ACTIVITIES		ACTUAL FY 19-20	ACTUAL FY 20-21	ADOPTED FY 21-22	PROPOSED FY 22-23
REVENUES					
56003	Non-Enterprise ERC	1,265,267	1,263,100	1,257,200	410,850
56004	Enterprise ERC	685,468	414,960	405,900	253,150
57972	Sale of Equipment	0	0	74,700	74,700
58000	Earning On Investments	88,367	50,364	25,000	0
	TOTAL REVENUES	2,039,102	1,728,424	1,762,800	738,700
EXPENDITURES					
07017100	EQUIPMENT REPLACEMENT	38,028	882,747	2,005,000	664,000
	TOTAL EXPENDITURES	38,028	882,747	2,005,000	664,000
OPERATING EXPENSES		ACTUAL FY 19-20	ACTUAL FY 20-21	ADOPTED FY 21-22	PROPOSED FY 22-23
62000	CONTRACTUALS	0	13,513	250,000	0
66000	CAPITAL	38,028	869,234	1,755,000	664,000
	TOTAL	38,028	882,747	2,005,000	664,000

EQUIPMENT REPLACEMENT FUND

PUBLIC WORKS		ACCOUNTING UNIT			
EQUIPMENT REPLACEMENT		07017002			
Account Code	LINE ITEM RESOURCES	ACTUAL FY 19-20	ACTUAL FY 20-21	ADOPTED FY 21-22	PROPOSED FY 22-23
56003	Non-Enterprise ERC	1,265,267	1,263,100	1,257,200	410,850
56004	Enterprise ERC	685,468	414,960	405,900	253,150
57972	Sale of Equipment	0	0	74,700	74,700
58000	Earning On Investments	88,367	50,364	25,000	0
	SUBTOTAL REVENUES	2,039,102	1,728,424	1,762,800	738,700
	TOTAL	2,039,102	1,728,424	1,762,800	738,700

EQUIPMENT REPLACEMENT FUND

PUBLIC WORKS		ACCOUNTING UNIT			
EQUIPMENT REPLACEMENT		07017100			
Account Code	LINE ITEM RESOURCES	ACTUAL FY 19-20	ACTUAL FY 20-21	ADOPTED FY 21-22	PROPOSED FY 22-23
62300	Contract Services-Professional	0	13,513	250,000	0
	SUBTOTAL CONTRACTUALS	0	13,513	250,000	0
66400	Machinery & Equipment	38,028	869,234	1,605,000	664,000
66510	Computer Software	0	0	150,000	0
	SUBTOTAL CAPITAL	38,028	869,234	1,755,000	664,000
	TOTAL	38,028	882,747	2,005,000	664,000

**BUILDING MAINT FUND
DEPARTMENT RESOURCE SUMMARY**

PUBLIC WORKS

ACTIVITIES		ACTUAL FY 19-20	ACTUAL FY 20-21	ADOPTED FY 21-22	PROPOSED FY 22-23
REVENUES					
56000	Charges To Departments	0	0	0	1,000,070
56101	Newhope Branch Library	62,730	62,730	62,700	62,700
56102	Rental Charge City Department	1,356,370	1,356,370	1,356,400	1,356,430
56103	Rental New Corporate Yard	743,340	743,340	743,300	743,320
56104	Rental El Salvador Building	68,010	68,010	68,000	68,000
56105	Rental Jerome Building	148,270	148,270	148,300	148,300
56106	Rental City Hall Annex Building	1,032,210	1,032,210	1,032,200	1,032,220
56107	Rental Santa Anita Building	19,340	19,340	19,300	19,300
56108	Rental Senior Citizen Center Building	65,940	65,940	65,900	65,900
56109	Rental Police Facility	722,200	722,200	722,200	722,220
56110	Rental Library Building	277,730	277,730	277,700	277,700
56111	Rental Corbin Center Building	48,260	48,260	48,300	48,300
56112	Rental Police Sub Station	7,000	7,000	7,000	7,000
56113	Rental-Southwest Senior Center	71,640	71,640	71,600	71,600
57990	Miscellaneous Income	1,987	1,300	0	0
58000	Earning On Investments	33,085	8,275	0	0
	TOTAL REVENUES	4,658,113	4,632,615	4,622,900	5,623,060
EXPENDITURES					
07317100	BLDG MAINTENANCE	3,670,071	4,529,528	5,256,790	4,950,320
07317101	CUSTODIAL	1,195,335	1,237,642	744,130	713,540
	TOTAL EXPENDITURES	4,865,406	5,767,169	6,000,920	5,663,860
OPERATING EXPENSES		ACTUAL FY 19-20	ACTUAL FY 20-21	ADOPTED FY 21-22	PROPOSED FY 22-23
61000	SALARIES & BENEFITS	1,926,057	2,051,370	2,172,060	2,036,260
62000	CONTRACTUALS	2,402,796	2,726,872	2,929,500	2,546,380
63000	COMMODITIES	101,435	255,929	89,200	113,300
65000	FIXED CHARGES	368,323	659,654	726,360	788,220
67000	DEBT SERVICE	66,796	73,345	83,800	179,700
	TOTAL	4,865,406	5,767,169	6,000,920	5,663,860

BUILDING MAINT FUND

PUBLIC WORKS		ACCOUNTING UNIT			
PWA-BLDG MAINTENANCE		07317002			
Account Code	LINE ITEM RESOURCES	ACTUAL FY 19-20	ACTUAL FY 20-21	ADOPTED FY 21-22	PROPOSED FY 22-23
56000	Charges To Departments	0	0	0	1,000,070
56101	Newhope Branch Library	62,730	62,730	62,700	62,700
56102	Rental Charge City Department	1,356,370	1,356,370	1,356,400	1,356,430
56103	Rental New Corporate Yard	743,340	743,340	743,300	743,320
56104	Rental El Salvador Building	68,010	68,010	68,000	68,000
56105	Rental Jerome Building	148,270	148,270	148,300	148,300
56106	Rental City Hall Annex Building	1,032,210	1,032,210	1,032,200	1,032,220
56107	Rental Santa Anita Building	19,340	19,340	19,300	19,300
56108	Rental Senior Citizen Center Building	65,940	65,940	65,900	65,900
56109	Rental Police Facility	722,200	722,200	722,200	722,220
56110	Rental Library Building	277,730	277,730	277,700	277,700
56111	Rental Corbin Center Building	48,260	48,260	48,300	48,300
56112	Rental Police Sub Station	7,000	7,000	7,000	7,000
56113	Rental-Southwest Senior Center	71,640	71,640	71,600	71,600
57990	Miscellaneous Income	1,987	1,300	0	0
58000	Earning On Investments	33,085	8,275	0	0
	SUBTOTAL REVENUES	4,658,113	4,632,615	4,622,900	5,623,060
	TOTAL	4,658,113	4,632,615	4,622,900	5,623,060

BUILDING MAINT FUND

PUBLIC WORKS		ACCOUNTING UNIT			
BLDG MAINTENANCE		07317100			
Account Code	LINE ITEM RESOURCES	ACTUAL FY 19-20	ACTUAL FY 20-21	ADOPTED FY 21-22	PROPOSED FY 22-23
61000	Salaries Regular	845,144	943,515	1,116,470	1,198,130
61010	Salaries Cash Out/Separation	0	41,743	0	0
61020	Salaries Part-Time	10,881	19,107	40,000	60,430
61040	Salaries Overtime	16,930	27,372	15,000	25,000
61100	Retirement-Employer Normal Cost	53,581	75,234	96,570	98,170
61101	Retirement - Employer Unfunded	324,006	0	0	0
61102	Retirement- Employer Unfunded- Miscellaneous	0	380,621	417,000	200,500
61110	Part-Time Retirement	408	717	1,500	2,270
61120	Medicare Insurance	12,341	14,299	16,740	18,220
61130	Health Insurance	194,655	189,835	267,700	300,740
61170	Retiree Health Benefits	0	512	2,180	1,750
61180	Worker Compensation Insurance	80,958	72,000	57,470	57,680
	SUBTOTAL SALARIES & BENEFITS	1,538,904	1,764,954	2,030,630	1,962,890
62000	Utilities	796,110	914,272	1,028,000	980,000
62010	Communications	55,715	52,671	40,000	40,000
62120	Training, Transportation, Meetings	0	1,796	4,500	10,000
62140	Membership, Subscription & Dues	0	206	4,000	4,000
62251	Other Agency Services	52,185	32,904	62,000	42,000
62300	Contract Services-Professional	799,511	961,657	1,200,000	906,180
62320	Maintenance & Repair Buildings	1,275	20,284	22,000	0
	SUBTOTAL CONTRACTUALS	1,704,796	1,983,790	2,360,500	1,982,180
63001	Miscellaneous Operating Expenses	73,055	120,960	75,900	100,000
63300	Gas & Diesel	3,227	3,824	6,300	6,300
	SUBTOTAL COMMODITIES	76,281	124,784	82,200	106,300
65010	Rental City Equipment	51,388	48,300	61,700	78,300
65011	Equipment Replacement Charges	0	0	0	350
65012	Accident Repair & Replacement	1,467	1,300	460	1,840
65040	IT Maintenance Charge	79,815	79,820	73,120	77,080
65100	Insurance Charges	55,970	188,660	151,970	173,590
65105	Benefits Overhead	0	3,400	4,310	10,530
65210	Delivery Charges	1,298	1,300	1,300	0
65240	Public Works Administrative Ch	0	0	57,500	57,500
65400	Indirect Costs	93,356	259,874	349,300	333,850
	SUBTOTAL FIXED CHARGES	283,294	582,654	699,660	733,040
67003	Loan Payment-OBF	66,796	73,345	83,800	50,000
67301	POB Principal-Misc	0	0	0	41,020
67311	POB Interest - Misc	0	0	0	74,890
	SUBTOTAL DEBT SERVICE	66,796	73,345	83,800	165,910
	TOTAL	3,670,071	4,529,528	5,256,790	4,950,320

BUILDING MAINT FUND

PUBLIC WORKS		ACCOUNTING UNIT			
CUSTODIAL		07317101			
Account Code	LINE ITEM RESOURCES	ACTUAL FY 19-20	ACTUAL FY 20-21	ADOPTED FY 21-22	PROPOSED FY 22-23
61000	Salaries Regular	187,661	110,022	19,380	0
61020	Salaries Part-Time	62,450	81,498	18,100	36,170
61040	Salaries Overtime	209	11,540	0	0
61100	Retirement-Employer Normal Cost	9,967	8,946	1,970	0
61101	Retirement - Employer Unfunded	60,272	0	0	0
61102	Retirement- Employer Unfunded- Miscellaneous	0	45,260	93,120	23,840
61110	Part-Time Retirement	2,342	2,897	700	1,360
61120	Medicare Insurance	4,161	2,951	580	520
61130	Health Insurance	34,622	21,762	5,230	0
61170	Retiree Health Benefits	0	0	40	0
61180	Worker Compensation Insurance	25,468	1,540	2,310	11,480
	SUBTOTAL SALARIES & BENEFITS	387,153	286,416	141,430	73,370
62300	Contract Services-Professional	23,154	237,153	6,500	1,700
62310	Janitorial & Housekeeping	674,846	505,929	562,500	562,500
	SUBTOTAL CONTRACTUALS	698,000	743,082	569,000	564,200
63001	Miscellaneous Operating Expenses	25,153	131,145	7,000	7,000
	SUBTOTAL COMMODITIES	25,153	131,145	7,000	7,000
65040	IT Maintenance Charge	9,036	9,040	1,150	1,230
65100	Insurance Charges	7,190	4,030	6,100	34,540
65105	Benefits Overhead	0	70	80	2,100
65205	Internal Departments Personnel	39,437	10,501	0	0
65210	Delivery Charges	169	170	170	0
65240	Public Works Administrative Ch	0	0	7,900	7,900
65400	Indirect Costs	29,197	53,189	11,300	9,410
	SUBTOTAL FIXED CHARGES	85,029	76,999	26,700	55,180
67301	POB Principal-Misc	0	0	0	4,880
67311	POB Interest - Misc	0	0	0	8,910
	SUBTOTAL DEBT SERVICE	0	0	0	13,790
	TOTAL	1,195,335	1,237,642	744,130	713,540

**CIVIC CENTER MAINTENANCE
DEPARTMENT RESOURCE SUMMARY**

PUBLIC WORKS

ACTIVITIES		ACTUAL FY 19-20	ACTUAL FY 20-21	ADOPTED FY 21-22	PROPOSED FY 22-23
REVENUES					
53323	Civic Center Maintenance Charges	0	0	0	1,978,250
53324	Civic Center Police Security	0	0	0	1,630,000
59000-011	Transfer From Fund 011	0	0	0	1,179,400
	TOTAL REVENUES	0	0	0	4,787,650
EXPENDITURES					
07417655	CIVIC CENTER MAINTENANCE	0	0	0	1,969,070
07417656	CIVIC CENTER AUTHORITY	0	0	0	600,000
	TOTAL EXPENDITURES	0	0	0	2,569,070
OPERATING EXPENSES		ACTUAL FY 19-20	ACTUAL FY 20-21	ADOPTED FY 21-22	PROPOSED FY 22-23
61000	SALARIES & BENEFITS	0	0	0	385,070
62000	CONTRACTUALS	0	0	0	1,358,670
63000	COMMODITIES	0	0	0	54,000
65000	FIXED CHARGES	0	0	0	142,440
67000	DEBT SERVICE	0	0	0	15,690
68000	TRANSFERS	0	0	0	13,200
69000	MISCELLANEOUS	0	0	0	600,000
	TOTAL	0	0	0	2,569,070

CIVIC CENTER MAINTENANCE

PUBLIC WORKS		ACCOUNTING UNIT			
NON-DEPARTMENT CIVIC CENTER		07417002			
Account Code	LINE ITEM RESOURCES	ACTUAL FY 19-20	ACTUAL FY 20-21	ADOPTED FY 21-22	PROPOSED FY 22-23
53323	Civic Center Maintenance Charges	0	0	0	1,978,250
53324	Civic Center Police Security	0	0	0	1,630,000
59000	Transfer From Fund 011	0	0	0	1,179,400
	SUBTOTAL REVENUES	0	0	0	4,787,650
	TOTAL	0	0	0	4,787,650

This Accounting Unit was transferred from Parks effective FY 22-23.

CIVIC CENTER MAINTENANCE

PUBLIC WORKS		ACCOUNTING UNIT			
CIVIC CENTER MAINTENANCE		07417655			
Account Code	LINE ITEM RESOURCES	ACTUAL FY 19-20	ACTUAL FY 20-21	ADOPTED FY 21-22	PROPOSED FY 22-23
61000	Salaries Regular	0	0	0	238,280
61100	Retirement-Employer Normal Cost	0	0	0	26,770
61102	Retirement- Employer Unfunded- Miscellaneous	0	0	0	21,120
61120	Medicare Insurance	0	0	0	3,450
61130	Health Insurance	0	0	0	90,840
61180	Worker Compensation Insurance	0	0	0	4,610
	SUBTOTAL SALARIES & BENEFITS	0	0	0	385,070
62000	Utilities	0	0	0	290,000
62010	Communications	0	0	0	2,500
62320	Maintenance & Repair Buildings	0	0	0	1,066,170
	SUBTOTAL CONTRACTUALS	0	0	0	1,358,670
63200	Operating Materials & Supplies	0	0	0	50,000
63300	Gas & Diesel	0	0	0	4,000
	SUBTOTAL COMMODITIES	0	0	0	54,000
65010	Rental City Equipment	0	0	0	31,210
65012	Accident Repair & Replacement	0	0	0	1,230
65040	IT Maintenance Charge	0	0	0	22,310
65100	Insurance Charges	0	0	0	5,940
65105	Benefits Overhead	0	0	0	830
65400	Indirect Costs	0	0	0	80,920
	SUBTOTAL FIXED CHARGES	0	0	0	142,440
67003	Loan Payment-OBF	0	0	0	15,690
	SUBTOTAL DEBT SERVICE	0	0	0	15,690
68001	POB Misc Xfer to Fund 406	0	0	0	13,200
	SUBTOTAL TRANSFERS	0	0	0	13,200
	TOTAL	0	0	0	1,969,070

This Accounting Unit was transferred from Parks effective FY 22-23.

CIVIC CENTER MAINTENANCE

PUBLIC WORKS		ACCOUNTING UNIT			
CIVIC CENTER AUTHORITY		07417656			
Account Code	LINE ITEM RESOURCES	ACTUAL FY 19-20	ACTUAL FY 20-21	ADOPTED FY 21-22	PROPOSED FY 22-23
69135	Payment to Subagent	0	0	0	600,000
	SUBTOTAL MISCELLANEOUS	0	0	0	600,000
	TOTAL	0	0	0	600,000

This Accounting Unit was transferred from Parks effective FY 22-23.

**FLEET MAINTENANCE
DEPARTMENT RESOURCE SUMMARY**

PUBLIC WORKS

ACTIVITIES		ACTUAL FY 19-20	ACTUAL FY 20-21	ADOPTED FY 21-22	PROPOSED FY 22-23
REVENUES					
53902	Misc Service Charge	45,180	190,792	225,000	225,000
56000	Charges To Departments	3,979,375	3,723,417	3,709,700	4,716,530
56006	Accident Repair & Replacement	273,917	251,240	275,300	250,780
57000	Expense Reimbursement	0	47,181	25,000	25,000
57972	Sale of Equipment	14,693	295,676	50,000	50,000
57973	Sale of CNG-Compress Natural Gas	130,418	150,776	200,000	200,000
58000	Earning On Investments	28,152	7,338	25,000	0
	TOTAL REVENUES	4,471,735	4,666,420	4,510,000	5,467,310
EXPENDITURES					
07517100	EQUIP MAINT-GARAGE OPERATION	4,370,187	4,964,119	5,912,440	5,824,320
07517101	EQUIP REPLACEMENT	0	184,271	202,400	2,400
	TOTAL EXPENDITURES	4,370,187	5,148,390	6,114,840	5,826,720
OPERATING EXPENSES		ACTUAL FY 19-20	ACTUAL FY 20-21	ADOPTED FY 21-22	PROPOSED FY 22-23
61000	SALARIES & BENEFITS	2,362,586	2,446,141	3,302,060	2,913,850
62000	CONTRACTUALS	462,596	603,024	445,500	838,000
63000	COMMODITIES	668,928	584,412	522,700	431,070
65000	FIXED CHARGES	872,472	1,326,938	1,639,580	1,503,760
66000	CAPITAL	0	184,271	200,000	0
67000	DEBT SERVICE	0	0	5,000	140,040
68000	TRANSFERS	3,605	3,605	0	0
	TOTAL	4,370,187	5,148,390	6,114,840	5,826,720

FLEET MAINTENANCE

PUBLIC WORKS		ACCOUNTING UNIT			
FLEET MAINTENANCE		07517002			
Account Code	LINE ITEM RESOURCES	ACTUAL FY 19-20	ACTUAL FY 20-21	ADOPTED FY 21-22	PROPOSED FY 22-23
53902	Misc Service Charge	45,180	190,792	225,000	225,000
56000	Charges To Departments	3,979,375	3,723,417	3,709,700	4,716,530
56006	Accident Repair & Replacement	273,917	251,240	275,300	250,780
57000	Expense Reimbursement	0	47,181	25,000	25,000
57972	Sale of Equipment	14,693	295,676	50,000	50,000
57973	Sale of CNG-Compress Natural Gas	130,418	150,776	200,000	200,000
58000	Earning On Investments	28,152	7,338	25,000	0
	SUBTOTAL REVENUES	4,471,735	4,666,420	4,510,000	5,467,310
	TOTAL	4,471,735	4,666,420	4,510,000	5,467,310

FLEET MAINTENANCE

PUBLIC WORKS		ACCOUNTING UNIT			
EQUIP MAINT-GARAGE OPERATION		07517100			
Account Code	LINE ITEM RESOURCES	ACTUAL FY 19-20	ACTUAL FY 20-21	ADOPTED FY 21-22	PROPOSED FY 22-23
61000	Salaries Regular	1,482,324	1,499,234	2,035,840	2,005,360
61010	Salaries Cash Out/Separation	10,712	0	0	0
61020	Salaries Part-Time	25,450	23,724	57,000	35,810
61040	Salaries Overtime	8,286	12,802	11,000	10,000
61100	Retirement-Employer Normal Cost	64,260	90,898	140,820	125,790
61101	Retirement - Employer Unfunded	388,583	0	0	0
61102	Retirement- Employer Unfunded- Miscellaneous	0	459,865	495,720	242,250
61110	Part-Time Retirement	955	732	2,100	1,340
61120	Medicare Insurance	20,174	21,254	30,240	29,500
61130	Health Insurance	220,262	219,900	407,910	370,460
61170	Retiree Health Benefits	0	512	2,660	2,080
61180	Worker Compensation Insurance	141,580	117,220	118,770	91,260
	SUBTOTAL SALARIES & BENEFITS	2,362,586	2,446,141	3,302,060	2,913,850
62010	Communications	21,021	22,479	17,500	20,000
62120	Training, Transportation, Meetings	4,107	5,726	18,000	18,000
62140	Membership, Subscription & Dues	3,434	1,850	5,000	5,000
62251	Other Agency Services	0	6,211	20,000	20,000
62300	Contract Services-Professional	99,333	71,374	35,000	475,000
62322	Maintenance & Repair Machinery	334,700	495,384	350,000	300,000
	SUBTOTAL CONTRACTUALS	462,596	603,024	445,500	838,000
63001	Miscellaneous Operating Expenses	44,747	44,416	40,000	25,000
63101	Tool Allowances	10,400	17,003	13,500	13,500
63202	Operating Materials & Supplies	551,781	449,571	395,000	318,370
63300	Gas & Diesel	24,483	21,032	34,200	34,200
63301	Alternative Fuel-CNG	37,517	52,390	40,000	40,000
	SUBTOTAL COMMODITIES	668,928	584,412	522,700	431,070
65012	Accident Repair & Replacement	0	0	0	2,140
65020	City Yard Rental	488,456	488,460	488,460	488,460
65040	IT Maintenance Charge	120,476	120,480	131,850	124,260
65100	Insurance Charges	99,840	307,170	314,070	274,630
65105	Benefits Overhead	0	5,530	6,790	16,660
65210	Delivery Charges	2,311	2,310	2,310	0
65240	Public Works Administrative Ch	0	0	61,700	61,700
65400	Indirect Costs	161,389	402,988	632,000	533,510
	SUBTOTAL FIXED CHARGES	872,472	1,326,938	1,637,180	1,501,360
67200	Principal-Leases	0	0	5,000	0
67301	POB Principal-Misc	0	0	0	49,560
67311	POB Interest - Misc	0	0	0	90,480
	SUBTOTAL DEBT SERVICE	0	0	5,000	140,040
68000	Transfer to Fund 051	3,605	3,605	0	0
	SUBTOTAL TRANSFERS	3,605	3,605	0	0
	TOTAL	4,370,187	4,964,119	5,912,440	5,824,320

FLEET MAINTENANCE

PUBLIC WORKS		ACCOUNTING UNIT			
EQUIP REPLACEMENT		07517101			
Account Code	LINE ITEM RESOURCES	ACTUAL FY 19-20	ACTUAL FY 20-21	ADOPTED FY 21-22	PROPOSED FY 22-23
65240	Public Works Administrative Ch	0	0	2,400	2,400
	SUBTOTAL FIXED CHARGES	0	0	2,400	2,400
66400	Machinery & Equipment	0	184,271	200,000	0
	SUBTOTAL CAPITAL	0	184,271	200,000	0
	TOTAL	0	184,271	202,400	2,400

**STORES & PROPERTY CONTROL
DEPARTMENT RESOURCE SUMMARY**

PUBLIC WORKS

ACTIVITIES		ACTUAL FY 19-20	ACTUAL FY 20-21	ADOPTED FY 21-22	PROPOSED FY 22-23
REVENUES					
56000	Charges To Departments	724,513	740,690	0	0
56001	Gas & Diesel Dept Charge Back	1,175,315	1,184,424	1,483,600	1,483,600
56002	Store Administrative Charge Back	278,051	263,808	245,500	245,500
57006	Expense Reimbursement-Condemn Deposit	3,931	0	0	0
57010	Miscellaneous Recoveries	4,876	2,424	5,000	5,000
57972	Sale of Equipment	4,401	32,853	25,000	25,000
57974	Sale of Propane	39,699	43,322	35,000	35,000
58000	Earning On Investments	88	0	10,000	10,000
	TOTAL REVENUES	2,230,874	2,267,522	1,804,100	1,804,100
EXPENDITURES					
07617102	STORES & PROPERTY CONTROL	1,369,876	1,713,399	1,763,970	1,970,290
	TOTAL EXPENDITURES	1,369,876	1,713,399	1,763,970	1,970,290
OPERATING EXPENSES		ACTUAL FY 19-20	ACTUAL FY 20-21	ADOPTED FY 21-22	PROPOSED FY 22-23
61000	SALARIES & BENEFITS	209,575	350,033	306,490	287,320
62000	CONTRACTUALS	10,504	30,847	51,700	238,780
63000	COMMODITIES	864,100	996,155	1,050,000	1,063,610
65000	FIXED CHARGES	285,697	336,363	355,780	360,920
67000	DEBT SERVICE	0	0	0	19,660
	TOTAL	1,369,876	1,713,399	1,763,970	1,970,290

STORES & PROPERTY CONTROL

PUBLIC WORKS		ACCOUNTING UNIT			
STORES & PROPERTY CONTROL		07617002			
Account Code	LINE ITEM RESOURCES	ACTUAL FY 19-20	ACTUAL FY 20-21	ADOPTED FY 21-22	PROPOSED FY 22-23
56000	Charges To Departments	724,513	740,690	0	0
56001	Gas & Diesel Dept Charge Back	1,175,315	1,184,424	1,483,600	1,483,600
56002	Store Administrative Charge Back	278,051	263,808	245,500	245,500
57006	Expense Reimbursement-Condemn Deposit	3,931	0	0	0
57010	Miscellaneous Recoveries	4,876	2,424	5,000	5,000
57972	Sale of Equipment	4,401	32,853	25,000	25,000
57974	Sale of Propane	39,699	43,322	35,000	35,000
58000	Earning On Investments	88	0	10,000	10,000
	SUBTOTAL REVENUES	2,230,874	2,267,522	1,804,100	1,804,100
	TOTAL	2,230,874	2,267,522	1,804,100	1,804,100

STORES & PROPERTY CONTROL

PUBLIC WORKS		ACCOUNTING UNIT			
STORES & PROPERTY CONTROL		07617102			
Account Code	LINE ITEM RESOURCES	ACTUAL FY 19-20	ACTUAL FY 20-21	ADOPTED FY 21-22	PROPOSED FY 22-23
61000	Salaries Regular	89,380	178,162	135,520	151,390
61010	Salaries Cash Out/Separation	0	12,611	0	0
61020	Salaries Part-Time	34,709	36,237	32,600	21,000
61040	Salaries Overtime	2,746	6,229	5,000	15,000
61100	Retirement-Employer Normal Cost	6,778	12,756	14,200	17,000
61101	Retirement - Employer Unfunded	40,988	0	0	0
61102	Retirement- Employer Unfunded- Miscellaneous	0	64,533	72,960	33,990
61110	Part-Time Retirement	1,302	1,359	1,200	790
61120	Medicare Insurance	1,812	3,204	2,470	2,500
61130	Health Insurance	20,103	24,288	31,500	32,800
61170	Retiree Health Benefits	0	295	100	0
61180	Worker Compensation Insurance	11,758	10,360	10,940	12,850
	SUBTOTAL SALARIES & BENEFITS	209,575	350,033	306,490	287,320
62010	Communications	566	1,495	700	4,080
62120	Training, Transportation, Meetings	0	0	1,000	3,000
62251	Other Agency Services	0	983	10,000	10,000
62300	Contract Services-Professional	9,938	28,368	40,000	221,700
	SUBTOTAL CONTRACTUALS	10,504	30,847	51,700	238,780
63001	Miscellaneous Operating Expenses	3,643	4,198	30,000	43,610
63300	Gas & Diesel	811,199	959,021	950,000	950,000
63302	Alternative Fuel-Propane	49,258	32,937	70,000	70,000
	SUBTOTAL COMMODITIES	864,100	996,155	1,050,000	1,063,610
65010	Rental City Equipment	24,708	16,000	23,760	30,150
65011	Equipment Replacement Charges	0	500	0	0
65012	Accident Repair & Replacement	528	0	0	0
65020	City Yard Rental	221,083	221,080	221,080	221,080
65040	IT Maintenance Charge	12,951	12,950	10,650	10,320
65100	Insurance Charges	12,690	27,140	28,930	38,660
65105	Benefits Overhead	0	490	470	2,350
65210	Delivery Charges	289	290	290	0
65240	Public Works Administrative Ch	0	0	20,100	20,100
65400	Indirect Costs	13,448	57,913	50,500	38,260
	SUBTOTAL FIXED CHARGES	285,697	336,363	355,780	360,920
67301	POB Principal-Misc	0	0	0	6,960
67311	POB Interest - Misc	0	0	0	12,700
	SUBTOTAL DEBT SERVICE	0	0	0	19,660
	TOTAL	1,369,876	1,713,399	1,763,970	1,970,290

**CITY YARD OPERATION
DEPARTMENT RESOURCE SUMMARY**

PUBLIC WORKS

ACTIVITIES		ACTUAL FY 19-20	ACTUAL FY 20-21	ADOPTED FY 21-22	PROPOSED FY 22-23
REVENUES					
53739	Rental-Serco	7,330	11,210	9,700	9,700
53804	Parking Meter & Facilities Revenue	13,764	13,760	13,800	13,800
53826	Rental-Aldridge Group	28,484	27,500	30,000	30,000
56115	Rental Corporate Yard - PD	15,600	15,600	15,600	15,600
56200	Fleet Maintenance	488,456	488,460	488,500	488,500
56201	Traffic Signal Maintenance	7,781	7,780	7,800	7,800
56203	Roadway Cleaning	107,558	107,560	107,600	107,600
56204	Street Tree	25,619	25,620	25,600	25,600
56205	Park Maintenance	107,558	107,560	107,600	107,600
56206	Store	221,083	221,080	221,100	221,100
56207	Water Maintenance	228,770	228,770	228,800	228,800
57010	Miscellaneous Recoveries	900	900	5,000	5,000
58000	Earning On Investments	433	335	2,000	2,000
	TOTAL REVENUES	1,253,337	1,256,135	1,263,100	1,263,100
EXPENDITURES					
08517138	CITY YARD OPERATIONS	1,204,419	1,182,490	1,319,230	1,324,190
	TOTAL EXPENDITURES	1,204,419	1,182,490	1,319,230	1,324,190
OPERATING EXPENSES		ACTUAL FY 19-20	ACTUAL FY 20-21	ADOPTED FY 21-22	PROPOSED FY 22-23
61000	SALARIES & BENEFITS	62,901	55,040	43,080	50,460
62000	CONTRACTUALS	282,309	263,984	283,000	51,260
63000	COMMODITIES	7,454	4,174	12,670	30,610
65000	FIXED CHARGES	851,754	859,293	980,480	1,190,240
67000	DEBT SERVICE	0	0	0	1,620
	TOTAL	1,204,419	1,182,490	1,319,230	1,324,190

CITY YARD OPERATION

PUBLIC WORKS		ACCOUNTING UNIT			
CITY YARD OPERATIONS REVENUE		08517002			
Account Code	LINE ITEM RESOURCES	ACTUAL FY 19-20	ACTUAL FY 20-21	ADOPTED FY 21-22	PROPOSED FY 22-23
53739	Rental-Serco	7,330	11,210	9,700	9,700
53804	Parking Meter & Facilities Revenue	13,764	13,760	13,800	13,800
53826	Rental-Aldridge Group	28,484	27,500	30,000	30,000
56115	Rental Corporate Yard - PD	15,600	15,600	15,600	15,600
56200	Fleet Maintenance	488,456	488,460	488,500	488,500
56201	Traffic Signal Maintenance	7,781	7,780	7,800	7,800
56203	Roadway Cleaning	107,558	107,560	107,600	107,600
56204	Street Tree	25,619	25,620	25,600	25,600
56205	Park Maintenance	107,558	107,560	107,600	107,600
56206	Store	221,083	221,080	221,100	221,100
56207	Water Maintenance	228,770	228,770	228,800	228,800
57010	Miscellaneous Recoveries	900	900	5,000	5,000
58000	Earning On Investments	433	335	2,000	2,000
	SUBTOTAL REVENUES	1,253,337	1,256,135	1,263,100	1,263,100
	TOTAL	1,253,337	1,256,135	1,263,100	1,263,100

CITY YARD OPERATION

PUBLIC WORKS		ACCOUNTING UNIT			
CITY YARD OPERATIONS		08517138			
Account Code	LINE ITEM RESOURCES	ACTUAL FY 19-20	ACTUAL FY 20-21	ADOPTED FY 21-22	PROPOSED FY 22-23
61000	Salaries Regular	23,123	22,009	20,930	32,590
61010	Salaries Cash Out/Separation	0	5,405	0	0
61020	Salaries Part-Time	18,673	11,748	0	0
61040	Salaries Overtime	467	806	1,000	1,000
61100	Retirement-Employer Normal Cost	1,283	1,054	2,320	3,660
61101	Retirement - Employer Unfunded	7,756	0	0	0
61102	Retirement- Employer Unfunded- Miscellaneous	0	5,333	7,440	2,810
61110	Part-Time Retirement	700	441	0	0
61120	Medicare Insurance	618	530	300	470
61130	Health Insurance	6,362	3,619	7,380	7,910
61170	Retiree Health Benefits	0	35	20	0
61180	Worker Compensation Insurance	3,919	4,060	3,690	2,020
	SUBTOTAL SALARIES & BENEFITS	62,901	55,040	43,080	50,460
62010	Communications	18,401	11,816	15,000	15,260
62251	Other Agency Services	33,352	32,374	26,000	26,000
62300	Contract Services-Professional	225,733	210,305	232,000	0
62320	Maintenance & Repair Buildings	4,693	9,489	5,000	5,000
62322	Maintenance & Repair Machinery	130	0	5,000	5,000
	SUBTOTAL CONTRACTUALS	282,309	263,984	283,000	51,260
63001	Miscellaneous Operating Expenses	5,120	2,263	5,000	20,540
63100	Uniforms	0	0	100	2,500
63202	Operating Materials & Supplies	0	187	5,000	5,000
63300	Gas & Diesel	2,335	1,724	2,570	2,570
	SUBTOTAL COMMODITIES	7,454	4,174	12,670	30,610
65000	Building Rental	822,700	822,700	934,550	1,136,700
65010	Rental City Equipment	18,645	13,600	13,070	16,590
65011	Equipment Replacement Charges	0	300	0	0
65012	Accident Repair & Replacement	253	0	0	290
65040	IT Maintenance Charge	2,711	2,710	2,020	1,730
65100	Insurance Charges	2,930	10,650	9,760	6,090
65105	Benefits Overhead	0	190	110	370
65210	Delivery Charges	71	70	70	70
65240	Public Works Administrative Ch	0	0	14,600	14,600
65400	Indirect Costs	4,445	9,073	6,300	13,800
	SUBTOTAL FIXED CHARGES	851,754	859,293	980,480	1,190,240
67301	POB Principal-Misc	0	0	0	570
67311	POB Interest - Misc	0	0	0	1,050
	SUBTOTAL DEBT SERVICE	0	0	0	1,620
	TOTAL	1,204,419	1,182,490	1,319,230	1,324,190

**PUB WKS ENG/PROJ MGMT
DEPARTMENT RESOURCE SUMMARY**

PUBLIC WORKS

ACTIVITIES	ACTUAL FY 19-20	ACTUAL FY 20-21	ADOPTED FY 21-22	PROPOSED FY 22-23
REVENUES				
51702 Parking Permit Fees	277,831	305,556	0	0
51703 Sewer Construction Permits	25,374	42,318	50,000	20,000
51704 Street Construction Permits	988,763	1,250,960	800,000	1,400,000
56000 Charges To Departments	4,655,412	5,190,404	9,920,000	8,717,760
56305 Engineering Service Charge	1,053,200	1,223,552	0	0
57006 Expense Reimbursement-Condemn Deposit	85,459	2,151	0	0
57010 Miscellaneous Recoveries	1,176	0	0	0
57790 Abandonment Processing	2,009	2,083	0	0
58000 Earning On Investments	14,275	50	0	0
59000-029 Transfer From Fund 029-Gax Tax	0	0	10,000	10,000
TOTAL REVENUES	7,103,499	8,017,073	10,780,000	10,147,760
EXPENDITURES				
08617611 CONSTRUCTION ENGINEERING	3,370,140	3,176,143	0	0
08617612 DESIGN ENGINEERING	4,170,936	5,274,662	0	0
08617613 CIP ENGINEERING	0	0	10,181,370	10,313,620
08617620 TRAFFIC ENGINEERING	303,140	178,112	0	0
TOTAL EXPENDITURES	7,844,216	8,628,917	10,181,370	10,313,620
OPERATING EXPENSES	ACTUAL FY 19-20	ACTUAL FY 20-21	ADOPTED FY 21-22	PROPOSED FY 22-23
61000 SALARIES & BENEFITS	4,454,750	4,819,150	5,794,800	6,142,510
62000 CONTRACTUALS	246,452	207,120	766,800	700,000
63000 COMMODITIES	60,269	60,541	65,900	115,000
65000 FIXED CHARGES	2,964,591	3,423,281	3,436,880	2,999,550
67000 DEBT SERVICE	0	0	3,200	243,110
68000 TRANSFERS	118,154	118,824	113,790	113,450
TOTAL	7,844,216	8,628,917	10,181,370	10,313,620

PUB WKS ENG/PROJ MGMT

PUBLIC WORKS		ACCOUNTING UNIT			
CIP ENGINEERING		08617613			
Account Code	LINE ITEM RESOURCES	ACTUAL FY 19-20	ACTUAL FY 20-21	ADOPTED FY 21-22	PROPOSED FY 22-23
61000	Salaries Regular	0	0	3,603,820	3,867,100
61010	Salaries Cash Out/Separation	0	0	0	100,000
61020	Salaries Part-Time	0	0	184,200	300,700
61040	Salaries Overtime	0	0	109,500	250,000
61100	Retirement-Employer Normal Cost	0	0	231,960	247,120
61102	Retirement- Employer Unfunded- Miscellaneous	0	0	775,440	420,530
61110	Part-Time Retirement	0	0	6,900	11,280
61120	Medicare Insurance	0	0	54,630	60,250
61130	Health Insurance	0	0	613,470	702,800
61170	Retiree Health Benefits	0	0	2,980	3,040
61180	Worker Compensation Insurance	0	0	211,900	179,690
	SUBTOTAL SALARIES & BENEFITS	0	0	5,794,800	6,142,510
62010	Communications	0	0	57,100	70,000
62120	Training, Transportation, Meetings	0	0	38,000	50,000
62140	Membership, Subscription & Dues	0	0	13,800	20,000
62300	Contract Services-Professional	0	0	653,900	550,000
62322	Maintenance & Repair Machinery	0	0	4,000	10,000
	SUBTOTAL CONTRACTUALS	0	0	766,800	700,000
63001	Miscellaneous Operating Expenses	0	0	43,000	80,000
63300	Gas & Diesel	0	0	22,900	35,000
	SUBTOTAL COMMODITIES	0	0	65,900	115,000
65000	Building Rental	0	0	125,370	152,490
65010	Rental City Equipment	0	0	51,310	65,120
65011	Equipment Replacement Charges	0	0	16,160	0
65012	Accident Repair & Replacement	0	0	2,310	680
65040	IT Maintenance Charge	0	0	184,240	162,800
65100	Insurance Charges	0	0	560,340	540,730
65105	Benefits Overhead	0	0	11,160	32,800
65210	Delivery Charges	0	0	2,590	0
65240	Public Works Administrative Ch	0	0	1,327,300	730,000
65400	Indirect Costs	0	0	1,156,100	1,314,930
	SUBTOTAL FIXED CHARGES	0	0	3,436,880	2,999,550
67200	Principal-Leases	0	0	3,200	0
67301	POB Principal-Misc	0	0	0	86,040
67311	POB Interest - Misc	0	0	0	157,070
	SUBTOTAL DEBT SERVICE	0	0	3,200	243,110
68000	Transfer to Fund 404 (Police Bldg/Ross Annex Debt)	0	0	113,790	113,450
	SUBTOTAL TRANSFERS	0	0	113,790	113,450
	TOTAL	0	0	10,181,370	10,313,620

PUB WKS ENG/PROJ MGMT

PUBLIC WORKS		ACCOUNTING UNIT			
TRANSP.PLANNING & PROJ MGMT RE		08617002			
Account Code	LINE ITEM RESOURCES	ACTUAL FY 19-20	ACTUAL FY 20-21	ADOPTED FY 21-22	PROPOSED FY 22-23
51702	Parking Permit Fees	277,831	305,556	0	0
51703	Sewer Construction Permits	25,374	42,318	50,000	20,000
51704	Street Construction Permits	988,763	1,250,960	800,000	1,400,000
56000	Charges To Departments	4,655,412	5,190,404	9,920,000	8,717,760
56305	Engineering Service Charge	1,053,200	1,223,552	0	0
57006	Expense Reimbursement-Condemn Deposit	85,459	2,151	0	0
57010	Miscellaneous Recoveries	1,176	0	0	0
57790	Abandonment Processing	2,009	2,083	0	0
58000	Earning On Investments	14,275	50	0	0
59000	Transfer From Fund 029-Gax Tax	0	0	10,000	10,000
	SUBTOTAL REVENUES	7,103,499	8,017,073	10,780,000	10,147,760
	TOTAL	7,103,499	8,017,073	10,780,000	10,147,760

PUB WKS ENG/PROJ MGMT

PUBLIC WORKS		ACCOUNTING UNIT			
CONSTRUCTION ENGINEERING		08617611			
Account Code	LINE ITEM RESOURCES	ACTUAL FY 19-20	ACTUAL FY 20-21	ADOPTED FY 21-22	PROPOSED FY 22-23
61000	Salaries Regular	1,100,781	909,837	0	0
61010	Salaries Cash Out/Separation	0	4,417	0	0
61020	Salaries Part-Time	31,439	24,158	0	0
61040	Salaries Overtime	121,400	100,763	0	0
61100	Retirement-Employer Normal Cost	43,092	45,739	0	0
61101	Retirement - Employer Unfunded	260,577	0	0	0
61102	Retirement- Employer Unfunded- Miscellaneous	0	231,398	0	0
61110	Part-Time Retirement	1,179	906	0	0
61120	Medicare Insurance	17,685	14,636	0	0
61130	Health Insurance	171,264	141,048	0	0
61170	Retiree Health Benefits	0	140	0	0
61180	Worker Compensation Insurance	116,270	69,280	0	0
	SUBTOTAL SALARIES & BENEFITS	1,863,687	1,542,322	0	0
62010	Communications	19,074	20,588	0	0
62120	Training, Transportation, Meetings	519	320	0	0
62140	Membership, Subscription & Dues	2,008	950	0	0
62300	Contract Services-Professional	19,140	58,976	0	0
	SUBTOTAL CONTRACTUALS	40,741	80,835	0	0
63001	Miscellaneous Operating Expenses	27,118	28,989	0	0
63300	Gas & Diesel	20,447	19,339	0	0
	SUBTOTAL COMMODITIES	47,565	48,328	0	0
65000	Building Rental	66,500	66,500	0	0
65010	Rental City Equipment	44,831	44,500	0	0
65011	Equipment Replacement Charges	17,388	17,400	0	0
65012	Accident Repair & Replacement	2,266	2,000	0	0
65040	IT Maintenance Charge	58,129	58,130	0	0
65100	Insurance Charges	179,582	181,550	0	0
65105	Benefits Overhead	0	3,270	0	0
65210	Delivery Charges	1,009	1,010	0	0
65240	Public Works Administrative Ch	796,000	796,000	0	0
65400	Indirect Costs	190,668	272,185	0	0
	SUBTOTAL FIXED CHARGES	1,356,374	1,442,545	0	0
68000	Transfer to Fund 051	3,154	3,154	0	0
68000	Transfer to Fund 404 (Police Bldg/Ross Annex Debt)	58,620	58,960	0	0
	SUBTOTAL TRANSFERS	61,774	62,114	0	0
	TOTAL	3,370,140	3,176,143	0	0

PUB WKS ENG/PROJ MGMT

PUBLIC WORKS		ACCOUNTING UNIT			
DESIGN ENGINEERING		08617612			
Account Code	LINE ITEM RESOURCES	ACTUAL FY 19-20	ACTUAL FY 20-21	ADOPTED FY 21-22	PROPOSED FY 22-23
61000	Salaries Regular	1,515,169	1,980,962	0	0
61020	Salaries Part-Time	87,666	83,702	0	0
61040	Salaries Overtime	1,590	19,204	0	0
61100	Retirement-Employer Normal Cost	51,598	111,685	0	0
61101	Retirement - Employer Unfunded	312,015	0	0	0
61102	Retirement- Employer Unfunded- Miscellaneous	0	565,030	0	0
61110	Part-Time Retirement	3,275	3,138	0	0
61120	Medicare Insurance	22,660	29,960	0	0
61130	Health Insurance	194,543	253,125	0	0
61170	Retiree Health Benefits	0	937	0	0
61180	Worker Compensation Insurance	148,783	119,760	0	0
	SUBTOTAL SALARIES & BENEFITS	2,337,300	3,167,502	0	0
62010	Communications	10,253	13,689	0	0
62120	Training, Transportation, Meetings	11,664	5,943	0	0
62140	Membership, Subscription & Dues	4,114	4,817	0	0
62251	Other Agency Services	0	19	0	0
62300	Contract Services-Professional	171,049	101,435	0	0
62322	Maintenance & Repair Machinery	(2,926)	384	0	0
	SUBTOTAL CONTRACTUALS	194,155	126,286	0	0
63001	Miscellaneous Operating Expenses	12,068	11,219	0	0
63300	Gas & Diesel	636	608	0	0
	SUBTOTAL COMMODITIES	12,704	11,827	0	0
65000	Building Rental	58,700	58,700	0	0
65010	Rental City Equipment	8,904	8,900	0	0
65012	Accident Repair & Replacement	264	300	0	0
65040	IT Maintenance Charge	91,863	91,860	0	0
65100	Insurance Charges	280,650	313,830	0	0
65105	Benefits Overhead	0	5,650	0	0
65210	Delivery Charges	1,577	1,580	0	0
65240	Public Works Administrative Ch	884,500	884,500	0	0
65400	Indirect Costs	243,940	547,016	0	0
	SUBTOTAL FIXED CHARGES	1,570,398	1,912,336	0	0
68000	Transfer to Fund 404 (Police Bldg/Ross Annex Debt)	56,380	56,710	0	0
	SUBTOTAL TRANSFERS	56,380	56,710	0	0
	TOTAL	4,170,936	5,274,662	0	0

PUB WKS ENG/PROJ MGMT

PUBLIC WORKS		ACCOUNTING UNIT			
TRAFFIC ENGINEERING		08617620			
Account Code	LINE ITEM RESOURCES	ACTUAL FY 19-20	ACTUAL FY 20-21	ADOPTED FY 21-22	PROPOSED FY 22-23
61000	Salaries Regular	115,731	18,929	0	0
61020	Salaries Part-Time	65,257	59,548	0	0
61040	Salaries Overtime	2,705	219	0	0
61100	Retirement-Employer Normal Cost	4,314	372	0	0
61101	Retirement - Employer Unfunded	26,088	0	0	0
61102	Retirement- Employer Unfunded- Miscellaneous	0	1,880	0	0
61110	Part-Time Retirement	2,447	2,233	0	0
61120	Medicare Insurance	2,652	1,169	0	0
61130	Health Insurance	17,533	2,357	0	0
61180	Worker Compensation Insurance	17,036	22,620	0	0
	SUBTOTAL SALARIES & BENEFITS	253,764	109,326	0	0
62140	Membership, Subscription & Dues	143	0	0	0
62300	Contract Services-Professional	11,413	0	0	0
	SUBTOTAL CONTRACTUALS	11,556	0	0	0
63001	Miscellaneous Operating Expenses	0	386	0	0
	SUBTOTAL COMMODITIES	0	386	0	0
65040	IT Maintenance Charge	7,831	7,830	0	0
65100	Insurance Charges	29,820	59,330	0	0
65105	Benefits Overhead	0	1,070	0	0
65210	Delivery Charges	169	170	0	0
	SUBTOTAL FIXED CHARGES	37,820	68,400	0	0
	TOTAL	303,140	178,112	0	0

**PUB WKS-ADMIN & PLANNING
DEPARTMENT RESOURCE SUMMARY**

PUBLIC WORKS

ACTIVITIES		ACTUAL FY 19-20	ACTUAL FY 20-21	ADOPTED FY 21-22	PROPOSED FY 22-23
REVENUES					
51702	Parking Permit Fees	0	0	300,000	300,000
53740	Small Cell App Fee for City Facilities	0	0	75,000	20,000
56000	Charges To Departments	5,589,200	5,589,200	6,705,300	6,108,700
56305	Engineering Service Charge	0	0	1,000,000	1,300,000
57010	Miscellaneous Recoveries	338	90	0	0
57790	Abandonment Processing	0	0	5,000	5,000
58000	Earning On Investments	39,350	22,303	5,000	0
	TOTAL REVENUES	5,628,888	5,611,593	8,090,300	7,733,700
EXPENDITURES					
10117601	PUB WKS-ADMIN SERVICES	3,159,121	4,562,381	5,295,600	6,282,780
10117605	PUB WKS-DEVELOPMENT ENGNRING	2,437,107	2,793,232	3,133,150	3,942,720
	TOTAL EXPENDITURES	5,596,229	7,355,613	8,428,750	10,225,500
OPERATING EXPENSES		ACTUAL FY 19-20	ACTUAL FY 20-21	ADOPTED FY 21-22	PROPOSED FY 22-23
61000	SALARIES & BENEFITS	3,298,307	3,886,420	5,102,610	4,784,060
62000	CONTRACTUALS	881,416	1,294,416	1,108,760	2,629,290
63000	COMMODITIES	51,196	191,201	80,600	319,380
65000	FIXED CHARGES	1,268,449	1,648,952	2,039,630	2,203,910
66000	CAPITAL	0	237,203	0	0
67000	DEBT SERVICE	0	0	2,200	194,190
68000	TRANSFERS	96,861	97,421	94,950	94,670
	TOTAL	5,596,229	7,355,613	8,428,750	10,225,500

PUB WKS-ADMIN & PLANNING

PUBLIC WORKS		ACCOUNTING UNIT			
PUB WKS-ADMIN SERVICES REV		10117002			
Account Code	LINE ITEM RESOURCES	ACTUAL FY 19-20	ACTUAL FY 20-21	ADOPTED FY 21-22	PROPOSED FY 22-23
51702	Parking Permit Fees	0	0	300,000	300,000
53740	Small Cell App Fee for City Facilities	0	0	75,000	20,000
56000	Charges To Departments	5,589,200	5,589,200	6,705,300	6,108,700
56305	Engineering Service Charge	0	0	1,000,000	1,300,000
57010	Miscellaneous Recoveries	338	90	0	0
57790	Abandonment Processing	0	0	5,000	5,000
58000	Earning On Investments	39,350	22,303	5,000	0
	SUBTOTAL REVENUES	5,628,888	5,611,593	8,090,300	7,733,700
	TOTAL	5,628,888	5,611,593	8,090,300	7,733,700

PUB WKS-ADMIN & PLANNING

PUBLIC WORKS		ACCOUNTING UNIT			
PUB WKS-ADMIN SERVICES		10117601			
Account Code	LINE ITEM RESOURCES	ACTUAL FY 19-20	ACTUAL FY 20-21	ADOPTED FY 21-22	PROPOSED FY 22-23
61000	Salaries Regular	1,090,847	1,375,558	1,838,780	1,913,670
61020	Salaries Part-Time	35,301	37,578	103,430	93,060
61040	Salaries Overtime	7,497	19,728	15,000	15,000
61100	Retirement-Employer Normal Cost	47,520	76,388	120,130	114,430
61101	Retirement - Employer Unfunded	287,352	0	0	0
61102	Retirement- Employer Unfunded- Miscellaneous	0	387,306	413,040	204,030
61110	Part-Time Retirement	1,405	1,458	4,500	3,490
61120	Medicare Insurance	15,900	20,427	28,250	28,990
61130	Health Insurance	177,518	205,046	383,410	378,330
61170	Retiree Health Benefits	0	1,791	2,780	5,070
61180	Worker Compensation Insurance	105,137	69,970	88,830	84,680
	SUBTOTAL SALARIES & BENEFITS	1,768,477	2,195,250	2,998,150	2,840,750
62010	Communications	29,730	30,130	36,400	29,540
62120	Training, Transportation, Meetings	4,788	9,640	51,400	105,500
62140	Membership, Subscription & Dues	2,994	4,929	4,300	4,950
62300	Contract Services-Professional	313,306	703,047	748,000	1,355,900
62322	Maintenance & Repair Machinery	0	0	3,000	0
62600	Parking Validation	0	3,074	300	300
62700	Auto Expense	2,150	0	0	0
	SUBTOTAL CONTRACTUALS	352,968	750,820	843,400	1,496,190
63001	Miscellaneous Operating Expenses	46,408	163,677	25,800	265,080
63300	Gas & Diesel	620	1,011	1,000	500
	SUBTOTAL COMMODITIES	47,028	164,688	26,800	265,580
65000	Building Rental	117,400	117,400	117,560	142,990
65010	Rental City Equipment	8,187	4,400	4,280	5,430
65011	Equipment Replacement Charges	4,368	0	4,060	1,370
65012	Accident Repair & Replacement	285	100	240	0
65040	IT Maintenance Charge	120,174	120,170	97,880	114,340
65050	IT Department Specific	332,240	332,240	332,240	332,240
65100	Insurance Charges	159,940	183,360	234,890	254,830
65105	Benefits Overhead	0	3,300	5,160	15,460
65205	Internal Departments Personnel	2,477	1,641	5,400	5,500
65210	Delivery Charges	900	900	900	0
65400	Indirect Costs	171,417	377,217	552,100	618,330
	SUBTOTAL FIXED CHARGES	917,387	1,140,729	1,354,710	1,490,490
66200	Buildings & Building Improvements	0	237,111	0	0
66400	Machinery & Equipment	0	93	0	0
	SUBTOTAL CAPITAL	0	237,203	0	0
67200	Principal-Leases	0	0	500	0
67301	POB Principal-Misc	0	0	0	41,740
67311	POB Interest - Misc	0	0	0	76,200
	SUBTOTAL DEBT SERVICE	0	0	500	117,940
68000	Transfer to Fund 051	451	451	0	0

68000	Transfer to Fund 404 (Police Bldg/Ross Annex Debt)	72,810	73,240	72,040	71,830
	SUBTOTAL TRANSFERS	73,261	73,691	72,040	71,830
	TOTAL	3,159,121	4,562,381	5,295,600	6,282,780

PUB WKS-ADMIN & PLANNING

PUBLIC WORKS		ACCOUNTING UNIT			
PUB WKS-DEVELOPMENT ENGRNRG		10117605			
Account Code	LINE ITEM RESOURCES	ACTUAL FY 19-20	ACTUAL FY 20-21	ADOPTED FY 21-22	PROPOSED FY 22-23
61000	Salaries Regular	916,293	1,030,571	1,255,480	1,292,300
61020	Salaries Part-Time	81,268	71,410	113,300	110,690
61040	Salaries Overtime	28,472	55,204	80,000	40,000
61100	Retirement-Employer Normal Cost	33,083	49,492	70,790	65,380
61101	Retirement - Employer Unfunded	200,056	0	0	0
61102	Retirement- Employer Unfunded- Miscellaneous	0	250,385	259,080	131,900
61110	Part-Time Retirement	1,129	671	4,200	4,150
61120	Medicare Insurance	14,271	15,683	19,700	20,250
61130	Health Insurance	160,111	158,361	223,590	210,720
61170	Retiree Health Benefits	0	782	2,150	1,890
61180	Worker Compensation Insurance	95,147	58,611	76,170	66,030
	SUBTOTAL SALARIES & BENEFITS	1,529,829	1,691,170	2,104,460	1,943,310
62010	Communications	5,111	5,100	7,600	7,600
62120	Training, Transportation, Meetings	83	0	3,000	3,000
62140	Membership, Subscription & Dues	2,179	1,373	2,500	2,500
62300	Contract Services-Professional	521,075	537,123	40,000	680,000
62302	Contracted Vendor Personnel Services	0	0	212,260	440,000
	SUBTOTAL CONTRACTUALS	528,448	543,596	265,360	1,133,100
63001	Miscellaneous Operating Expenses	4,121	26,463	53,500	53,500
63300	Gas & Diesel	47	50	300	300
	SUBTOTAL COMMODITIES	4,168	26,513	53,800	53,800
65010	Rental City Equipment	4,020	4,000	3,870	4,910
65012	Accident Repair & Replacement	96	100	260	0
65040	IT Maintenance Charge	42,287	42,290	61,430	55,100
65100	Insurance Charges	147,770	153,650	201,430	198,720
65105	Benefits Overhead	0	2,770	3,700	12,050
65210	Delivery Charges	829	830	830	0
65400	Indirect Costs	156,060	304,583	413,400	442,640
	SUBTOTAL FIXED CHARGES	351,062	508,223	684,920	713,420
67200	Principal-Leases	0	0	1,700	0
67301	POB Principal-Misc	0	0	0	26,990
67311	POB Interest - Misc	0	0	0	49,260
	SUBTOTAL DEBT SERVICE	0	0	1,700	76,250
68000	Transfer to Fund 051	451	451	0	0
68000	Transfer to Fund 404 (Police Bldg/Ross Annex Debt)	23,150	23,280	22,910	22,840
	SUBTOTAL TRANSFERS	23,601	23,731	22,910	22,840
	TOTAL	2,437,107	2,793,232	3,133,150	3,942,720

**EMERGENCY & HEALTH GRANTS
DEPARTMENT RESOURCE SUMMARY**

PUBLIC WORKS

ACTIVITIES		ACTUAL FY 19-20	ACTUAL FY 20-21	ADOPTED FY 21-22	PROPOSED FY 22-23
REVENUES					
52025	State Grants-Direct	0	0	0	2,302,880
58000	Earning On Investments	9	2,290	0	0
	TOTAL REVENUES	9	2,290	0	2,302,880
EXPENDITURES					
12217331	FEMA/OES DISASTER ASSISTANCE	127,000	0	0	0
	TOTAL EXPENDITURES	127,000	0	0	0
OPERATING EXPENSES		ACTUAL FY 19-20	ACTUAL FY 20-21	ADOPTED FY 21-22	PROPOSED FY 22-23
66000	CAPITAL	127,000	0	0	0
	TOTAL	127,000	0	0	0

EMERGENCY & HEALTH GRANTS

PUBLIC WORKS		ACCOUNTING UNIT			
CDC - CAPOC OCPICH Grant		12217002			
Account Code	LINE ITEM RESOURCES	ACTUAL FY 19-20	ACTUAL FY 20-21	ADOPTED FY 21-22	PROPOSED FY 22-23
52025	State Grants-Direct	0	0	0	2,302,880
58000	Earning On Investments	9	2,290	0	0
	SUBTOTAL REVENUES	9	2,290	0	2,302,880
	TOTAL	9	2,290	0	2,302,880

EMERGENCY & HEALTH GRANTS

PUBLIC WORKS		ACCOUNTING UNIT			
FEMA/OES DISASTER ASSISTANCE		12217331			
Account Code	LINE ITEM RESOURCES	ACTUAL FY 19-20	ACTUAL FY 20-21	ADOPTED FY 21-22	PROPOSED FY 22-23
66220	Improvements Other Than Building	127,000	0	0	0
	SUBTOTAL CAPITAL	127,000	0	0	0
	TOTAL	127,000	0	0	0

**FEDERAL AID SAFETY PROGRAM
DEPARTMENT RESOURCE SUMMARY**

PUBLIC WORKS

ACTIVITIES		ACTUAL FY 19-20	ACTUAL FY 20-21	ADOPTED FY 21-22	PROPOSED FY 22-23
REVENUES					
52001	Federal Grant-Indirect	15,300	701,547	0	0
52027	State Grants-Indirect	0	0	170,800	0
	TOTAL REVENUES	15,300	701,547	170,800	0
EXPENDITURES					
14717611	PUB SVS-STREET SAFETY PROJECTS	20,380	1,357,515	170,800	0
	TOTAL EXPENDITURES	20,380	1,357,515	170,800	0
OPERATING EXPENSES		ACTUAL FY 19-20	ACTUAL FY 20-21	ADOPTED FY 21-22	PROPOSED FY 22-23
66000	CAPITAL	20,380	1,357,515	170,800	0
	TOTAL	20,380	1,357,515	170,800	0

FEDERAL AID SAFETY PROGRAM

PUBLIC WORKS		ACCOUNTING UNIT			
PUB SVS-STREET SAFETY PROJECTS		14717002			
Account Code	LINE ITEM RESOURCES	ACTUAL FY 19-20	ACTUAL FY 20-21	ADOPTED FY 21-22	PROPOSED FY 22-23
52001	Federal Grant-Indirect	15,300	701,547	0	0
52027	State Grants-Indirect	0	0	170,800	0
	SUBTOTAL REVENUES	15,300	701,547	170,800	0
	TOTAL	15,300	701,547	170,800	0

FEDERAL AID SAFETY PROGRAM

PUBLIC WORKS		ACCOUNTING UNIT			
PUB SVS-STREET SAFETY PROJECTS		14717611			
Account Code	LINE ITEM RESOURCES	ACTUAL FY 19-20	ACTUAL FY 20-21	ADOPTED FY 21-22	PROPOSED FY 22-23
66220	Improvements Other Than Building	20,380	1,357,515	170,800	0
	SUBTOTAL CAPITAL	20,380	1,357,515	170,800	0
	TOTAL	20,380	1,357,515	170,800	0

**TRAFFIC SYSTEM MGMT GRANT
DEPARTMENT RESOURCE SUMMARY**

PUBLIC WORKS

ACTIVITIES		ACTUAL FY 19-20	ACTUAL FY 20-21	ADOPTED FY 21-22	PROPOSED FY 22-23
REVENUES					
52025	State Grants-Direct	752,576	4,362,724	4,849,000	889,000
	TOTAL REVENUES	752,576	4,362,724	4,849,000	889,000
EXPENDITURES					
14817613	ACTIVE TRANSPORTATION PROGRAM	2,045,986	5,600,725	0	889,000
14817614	ACTIVE TRANSPRT PRGM AUGMENT	922,694	1,724,751	4,849,000	0
	TOTAL EXPENDITURES	2,968,680	7,325,475	4,849,000	889,000
OPERATING EXPENSES		ACTUAL FY 19-20	ACTUAL FY 20-21	ADOPTED FY 21-22	PROPOSED FY 22-23
66000	CAPITAL	2,968,680	7,325,475	4,849,000	889,000
	TOTAL	2,968,680	7,325,475	4,849,000	889,000

TRAFFIC SYSTEM MGMT GRANT

PUBLIC WORKS		ACCOUNTING UNIT			
TRAFFIC SYSTEM MANAGEMENT		14817002			
Account Code	LINE ITEM RESOURCES	ACTUAL FY 19-20	ACTUAL FY 20-21	ADOPTED FY 21-22	PROPOSED FY 22-23
52025	State Grants-Direct	752,576	4,362,724	4,849,000	889,000
	SUBTOTAL REVENUES	752,576	4,362,724	4,849,000	889,000
	TOTAL	752,576	4,362,724	4,849,000	889,000

TRAFFIC SYSTEM MGMT GRANT

PUBLIC WORKS

ACCOUNTING UNIT

ACTIVE TRANSPORTATION PROGRAM

14817613

Account Code	LINE ITEM RESOURCES	ACTUAL FY 19-20	ACTUAL FY 20-21	ADOPTED FY 21-22	PROPOSED FY 22-23
66220	Improvements Other Than Building	2,045,986	5,600,725	0	889,000
	SUBTOTAL CAPITAL	2,045,986	5,600,725	0	889,000
	TOTAL	2,045,986	5,600,725	0	889,000

TRAFFIC SYSTEM MGMT GRANT

PUBLIC WORKS		ACCOUNTING UNIT			
ACTIVE TRANSPRT PRGM AUGMENT		14817614			
Account Code	LINE ITEM RESOURCES	ACTUAL FY 19-20	ACTUAL FY 20-21	ADOPTED FY 21-22	PROPOSED FY 22-23
66220	Improvements Other Than Building	922,694	1,724,751	4,849,000	0
	SUBTOTAL CAPITAL	922,694	1,724,751	4,849,000	0
	TOTAL	922,694	1,724,751	4,849,000	0

**WIC ASSESSMENT DIST ST IMPRV
DEPARTMENT RESOURCE SUMMARY**

PUBLIC WORKS

ACTIVITIES		ACTUAL FY 19-20	ACTUAL FY 20-21	ADOPTED FY 21-22	PROPOSED FY 22-23
REVENUES					
58000	Earning On Investments	589	275	0	0
58005	Investment Income-Trustee	81	0	0	0
	TOTAL REVENUES	670	275	0	0

WIC ASSESSMENT DIST ST IMPRV

PUBLIC WORKS		ACCOUNTING UNIT			
WIC ASSESSMENT DIST ST IMPRV		14917002			
Account Code	LINE ITEM RESOURCES	ACTUAL FY 19-20	ACTUAL FY 20-21	ADOPTED FY 21-22	PROPOSED FY 22-23
58000	Earning On Investments	589	275	0	0
58005	Investment Income-Trustee	81	0	0	0
	SUBTOTAL REVENUES	670	275	0	0
	TOTAL	670	275	0	0

**PWA ENTERPRISE CAPITAL GRANTS
DEPARTMENT RESOURCE SUMMARY**

PUBLIC WORKS

ACTIVITIES		ACTUAL FY 19-20	ACTUAL FY 20-21	ADOPTED FY 21-22	PROPOSED FY 22-23
REVENUES					
52025	State Grants-Direct	105,229	0	0	0
	TOTAL REVENUES	105,229	0	0	0
EXPENDITURES					
16417642	CA NATURAL RESOURCES GRANT	0	1,272,188	0	0
	TOTAL EXPENDITURES	0	1,272,188	0	0
OPERATING EXPENSES		ACTUAL FY 19-20	ACTUAL FY 20-21	ADOPTED FY 21-22	PROPOSED FY 22-23
66000	CAPITAL	0	1,272,188	0	0
	TOTAL	0	1,272,188	0	0

PWA ENTERPRISE CAPITAL GRANTS

PUBLIC WORKS		ACCOUNTING UNIT			
CA NATURAL RESOURCES GRANT		16417642			
Account Code	LINE ITEM RESOURCES	ACTUAL FY 19-20	ACTUAL FY 20-21	ADOPTED FY 21-22	PROPOSED FY 22-23
66220	Improvements Other Than Building	0	1,272,188	0	0
	SUBTOTAL CAPITAL	0	1,272,188	0	0
	TOTAL	0	1,272,188	0	0

PWA ENTERPRISE CAPITAL GRANTS

PUBLIC WORKS		ACCOUNTING UNIT			
MISCELLENOUS REVENUE		16417002			
Account Code	LINE ITEM RESOURCES	ACTUAL FY 19-20	ACTUAL FY 20-21	ADOPTED FY 21-22	PROPOSED FY 22-23
52025	State Grants-Direct	105,229	0	0	0
	SUBTOTAL REVENUES	105,229	0	0	0
	TOTAL	105,229	0	0	0

**OFFICE OF TRAFFIC SAFETY GRANT
DEPARTMENT RESOURCE SUMMARY**

PUBLIC WORKS

ACTIVITIES		ACTUAL FY 19-20	ACTUAL FY 20-21	ADOPTED FY 21-22	PROPOSED FY 22-23
REVENUES					
52001	Federal Grant-Indirect	49,997	77,136	0	0
	TOTAL REVENUES	49,997	77,136	0	0
EXPENDITURES					
16517611	OTS-BICYCLE SAFETY PWA	36,850	72,386	0	0
	TOTAL EXPENDITURES	36,850	72,386	0	0
OPERATING EXPENSES		ACTUAL FY 19-20	ACTUAL FY 20-21	ADOPTED FY 21-22	PROPOSED FY 22-23
66000	CAPITAL	36,850	72,386	0	0
	TOTAL	36,850	72,386	0	0

OFFICE OF TRAFFIC SAFETY GRANT

PUBLIC WORKS		ACCOUNTING UNIT			
OTS-PWA Traffic Safety Grants		16517002			
Account Code	LINE ITEM RESOURCES	ACTUAL FY 19-20	ACTUAL FY 20-21	ADOPTED FY 21-22	PROPOSED FY 22-23
52001	Federal Grant-Indirect	49,997	77,136	0	0
	SUBTOTAL REVENUES	49,997	77,136	0	0
	TOTAL	49,997	77,136	0	0

OFFICE OF TRAFFIC SAFETY GRANT

PUBLIC WORKS		ACCOUNTING UNIT			
OTS-BICYCLE SAFETY PWA		16517611			
Account Code	LINE ITEM RESOURCES	ACTUAL FY 19-20	ACTUAL FY 20-21	ADOPTED FY 21-22	PROPOSED FY 22-23
66220	Improvements Other Than Building	36,850	72,386	0	0
	SUBTOTAL CAPITAL	36,850	72,386	0	0
	TOTAL	36,850	72,386	0	0

**CARES ACT-STATE
DEPARTMENT RESOURCE SUMMARY**

PUBLIC WORKS

ACTIVITIES		ACTUAL FY 19-20	ACTUAL FY 20-21	ADOPTED FY 21-22	PROPOSED FY 22-23
EXPENDITURES					
17617600	CARES ACT-STATE PWA	0	981,852	0	0
	TOTAL EXPENDITURES	0	981,852	0	0
OPERATING EXPENSES		ACTUAL FY 19-20	ACTUAL FY 20-21	ADOPTED FY 21-22	PROPOSED FY 22-23
62000	CONTRACTUALS	0	981,852	0	0
	TOTAL	0	981,852	0	0

CARES ACT-STATE

PUBLIC WORKS		ACCOUNTING UNIT			
CARES ACT-STATE PWA		17617600			
Account Code	LINE ITEM RESOURCES	ACTUAL FY 19-20	ACTUAL FY 20-21	ADOPTED FY 21-22	PROPOSED FY 22-23
62300	Contract Services-Professional	0	401,402	0	0
62327	Contract Services-Sanitation High Risk Areas	0	313,520	0	0
62328	Contract Services-Public Outreach Digital Signs	0	266,930	0	0
	SUBTOTAL CONTRACTUALS	0	981,852	0	0
	TOTAL	0	981,852	0	0

**American Rescue Plan Act
DEPARTMENT RESOURCE SUMMARY**

PUBLIC WORKS

ACTIVITIES	ACTUAL FY 19-20	ACTUAL FY 20-21	ADOPTED FY 21-22	PROPOSED FY 22-23
EXPENDITURES				
18117013 ARPA-PWA	0	0	0	177,780
TOTAL EXPENDITURES	0	0	0	177,780
OPERATING EXPENSES	ACTUAL FY 19-20	ACTUAL FY 20-21	ADOPTED FY 21-22	PROPOSED FY 22-23
61000 SALARIES & BENEFITS	0	0	0	169,780
63000 COMMODITIES	0	0	0	8,000
TOTAL	0	0	0	177,780

American Rescue Plan Act

PUBLIC WORKS		ACCOUNTING UNIT			
ARPA-PWA		18117013			
Account Code	LINE ITEM RESOURCES	ACTUAL FY 19-20	ACTUAL FY 20-21	ADOPTED FY 21-22	PROPOSED FY 22-23
61000	Salaries Regular	0	0	0	108,280
61100	Retirement-Employer Normal Cost	0	0	0	12,160
61120	Medicare Insurance	0	0	0	1,580
61130	Health Insurance	0	0	0	47,760
	SUBTOTAL SALARIES & BENEFITS	0	0	0	169,780
63001	Miscellaneous Operating Expenses	0	0	0	8,000
	SUBTOTAL COMMODITIES	0	0	0	8,000
	TOTAL	0	0	0	177,780

**LOCAL DRAINAGE AREA NO 1
DEPARTMENT RESOURCE SUMMARY**

PUBLIC WORKS

ACTIVITIES	ACTUAL FY 19-20	ACTUAL FY 20-21	ADOPTED FY 21-22	PROPOSED FY 22-23
REVENUES				
58000 Earning On Investments	6	1	0	0
TOTAL REVENUES	6	1	0	0

LOCAL DRAINAGE AREA NO 1

PUBLIC WORKS		ACCOUNTING UNIT			
PUB WKS - STORM DRAIN CONST		20117002			
Account Code	LINE ITEM RESOURCES	ACTUAL FY 19-20	ACTUAL FY 20-21	ADOPTED FY 21-22	PROPOSED FY 22-23
58000	Earning On Investments	6	1	0	0
	SUBTOTAL REVENUES	6	1	0	0
	TOTAL	6	1	0	0

**LOCAL DRAINAGE AREA NO 2
DEPARTMENT RESOURCE SUMMARY**

PUBLIC WORKS

ACTIVITIES	ACTUAL FY 19-20	ACTUAL FY 20-21	ADOPTED FY 21-22	PROPOSED FY 22-23
REVENUES				
58000 Earning On Investments	26	12	0	0
TOTAL REVENUES	26	12	0	0

LOCAL DRAINAGE AREA NO 2

PUBLIC WORKS		ACCOUNTING UNIT			
PUB WKS - STROM DRAIN CONST		20217002			
Account Code	LINE ITEM RESOURCES	ACTUAL FY 19-20	ACTUAL FY 20-21	ADOPTED FY 21-22	PROPOSED FY 22-23
58000	Earning On Investments	26	12	0	0
	SUBTOTAL REVENUES	26	12	0	0
	TOTAL	26	12	0	0

**LOCAL DRAINAGE AREA NO 3
DEPARTMENT RESOURCE SUMMARY**

PUBLIC WORKS

ACTIVITIES	ACTUAL FY 19-20	ACTUAL FY 20-21	ADOPTED FY 21-22	PROPOSED FY 22-23
REVENUES				
58000 Earning On Investments	13,847	6,338	0	0
TOTAL REVENUES	13,847	6,338	0	0

LOCAL DRAINAGE AREA NO 3

PUBLIC WORKS

ACCOUNTING UNIT

PUB WKS - STORM DRAIN CONST

20317002

Account Code	LINE ITEM RESOURCES	ACTUAL FY 19-20	ACTUAL FY 20-21	ADOPTED FY 21-22	PROPOSED FY 22-23
58000	Earning On Investments	13,847	6,338	0	0
	SUBTOTAL REVENUES	13,847	6,338	0	0
	TOTAL	13,847	6,338	0	0

**LOCAL DRAINAGE AREA NO 4
DEPARTMENT RESOURCE SUMMARY**

PUBLIC WORKS

ACTIVITIES	ACTUAL FY 19-20	ACTUAL FY 20-21	ADOPTED FY 21-22	PROPOSED FY 22-23
REVENUES				
58000 Earning On Investments	19	9	0	0
TOTAL REVENUES	19	9	0	0

LOCAL DRAINAGE AREA NO 4

PUBLIC WORKS		ACCOUNTING UNIT			
PUB WKS - STORM DRAIN CONST		20417002			
Account Code	LINE ITEM RESOURCES	ACTUAL FY 19-20	ACTUAL FY 20-21	ADOPTED FY 21-22	PROPOSED FY 22-23
58000	Earning On Investments	19	9	0	0
	SUBTOTAL REVENUES	19	9	0	0
	TOTAL	19	9	0	0

**LOCAL DRAINAGE AREA NO 5
DEPARTMENT RESOURCE SUMMARY**

PUBLIC WORKS

ACTIVITIES	ACTUAL FY 19-20	ACTUAL FY 20-21	ADOPTED FY 21-22	PROPOSED FY 22-23
REVENUES				
58000 Earning On Investments	11	5	0	0
TOTAL REVENUES	11	5	0	0

LOCAL DRAINAGE AREA NO 5

PUBLIC WORKS		ACCOUNTING UNIT			
PUB WKS - STORM DRAIN CONST		20517002			
Account Code	LINE ITEM RESOURCES	ACTUAL FY 19-20	ACTUAL FY 20-21	ADOPTED FY 21-22	PROPOSED FY 22-23
58000	Earning On Investments	11	5	0	0
	SUBTOTAL REVENUES	11	5	0	0
	TOTAL	11	5	0	0

**LOCAL DRAINAGE AREA NO 6
DEPARTMENT RESOURCE SUMMARY**

PUBLIC WORKS

ACTIVITIES	ACTUAL FY 19-20	ACTUAL FY 20-21	ADOPTED FY 21-22	PROPOSED FY 22-23
REVENUES				
58000 Earning On Investments	16	7	0	0
TOTAL REVENUES	16	7	0	0

LOCAL DRAINAGE AREA NO 6

PUBLIC WORKS		ACCOUNTING UNIT			
PUB WKS - STORM DRAIN CONST		20617002			
Account Code	LINE ITEM RESOURCES	ACTUAL FY 19-20	ACTUAL FY 20-21	ADOPTED FY 21-22	PROPOSED FY 22-23
58000	Earning On Investments	16	7	0	0
	SUBTOTAL REVENUES	16	7	0	0
	TOTAL	16	7	0	0

**LOCAL DRAINAGE AREA NO 7
DEPARTMENT RESOURCE SUMMARY**

PUBLIC WORKS

ACTIVITIES	ACTUAL FY 19-20	ACTUAL FY 20-21	ADOPTED FY 21-22	PROPOSED FY 22-23
REVENUES				
58000 Earning On Investments	3,536	1,630	0	0
TOTAL REVENUES	3,536	1,630	0	0

LOCAL DRAINAGE AREA NO 7

PUBLIC WORKS		ACCOUNTING UNIT			
PUB WKS - STORM DRAIN CONST		20717002			
Account Code	LINE ITEM RESOURCES	ACTUAL FY 19-20	ACTUAL FY 20-21	ADOPTED FY 21-22	PROPOSED FY 22-23
58000	Earning On Investments	3,536	1,630	0	0
	SUBTOTAL REVENUES	3,536	1,630	0	0
	TOTAL	3,536	1,630	0	0

**LOCAL DRAINAGE AREA NO 9
DEPARTMENT RESOURCE SUMMARY**

PUBLIC WORKS

ACTIVITIES	ACTUAL FY 19-20	ACTUAL FY 20-21	ADOPTED FY 21-22	PROPOSED FY 22-23
REVENUES				
58000 Earning On Investments	13	6	0	0
TOTAL REVENUES	13	6	0	0

LOCAL DRAINAGE AREA NO 9

PUBLIC WORKS		ACCOUNTING UNIT			
PUB WKS - STORM DRAIN CONST		20917002			
Account Code	LINE ITEM RESOURCES	ACTUAL FY 19-20	ACTUAL FY 20-21	ADOPTED FY 21-22	PROPOSED FY 22-23
58000	Earning On Investments	13	6	0	0
	SUBTOTAL REVENUES	13	6	0	0
	TOTAL	13	6	0	0

**LOCAL DRAINAGE AREA NO 10
DEPARTMENT RESOURCE SUMMARY**

PUBLIC WORKS

ACTIVITIES	ACTUAL FY 19-20	ACTUAL FY 20-21	ADOPTED FY 21-22	PROPOSED FY 22-23
REVENUES				
58000 Earning On Investments	315	144	0	0
TOTAL REVENUES	315	144	0	0

LOCAL DRAINAGE AREA NO 10

PUBLIC WORKS		ACCOUNTING UNIT			
PUB WKS - STORM DRAIN CONST		21017002			
Account Code	LINE ITEM RESOURCES	ACTUAL FY 19-20	ACTUAL FY 20-21	ADOPTED FY 21-22	PROPOSED FY 22-23
58000	Earning On Investments	315	144	0	0
	SUBTOTAL REVENUES	315	144	0	0
	TOTAL	315	144	0	0

**LOCAL DRAINAGE AREA NO 11
DEPARTMENT RESOURCE SUMMARY**

PUBLIC WORKS

ACTIVITIES	ACTUAL FY 19-20	ACTUAL FY 20-21	ADOPTED FY 21-22	PROPOSED FY 22-23
REVENUES				
58000 Earning On Investments	4	2	0	0
TOTAL REVENUES	4	2	0	0

LOCAL DRAINAGE AREA NO 11

PUBLIC WORKS		ACCOUNTING UNIT			
PUB WKS-STORM DRAIN CONST		21117002			
Account Code	LINE ITEM RESOURCES	ACTUAL FY 19-20	ACTUAL FY 20-21	ADOPTED FY 21-22	PROPOSED FY 22-23
58000	Earning On Investments	4	2	0	0
	SUBTOTAL REVENUES	4	2	0	0
	TOTAL	4	2	0	0

**LOCAL DRAINAGE AREA NO 12
DEPARTMENT RESOURCE SUMMARY**

PUBLIC WORKS

ACTIVITIES	ACTUAL FY 19-20	ACTUAL FY 20-21	ADOPTED FY 21-22	PROPOSED FY 22-23
REVENUES				
58000 Earning On Investments	0	0	0	0
TOTAL REVENUES	0	0	0	0

LOCAL DRAINAGE AREA NO 12

PUBLIC WORKS		ACCOUNTING UNIT			
PUB WKS-STORM DRAIN CONST		21217002			
Account Code	LINE ITEM RESOURCES	ACTUAL FY 19-20	ACTUAL FY 20-21	ADOPTED FY 21-22	PROPOSED FY 22-23
58000	Earning On Investments	0	0	0	0
	SUBTOTAL REVENUES	0	0	0	0
	TOTAL	0	0	0	0

**LOCAL DRAINAGE AREA NO 13
DEPARTMENT RESOURCE SUMMARY**

PUBLIC WORKS

ACTIVITIES	ACTUAL FY 19-20	ACTUAL FY 20-21	ADOPTED FY 21-22	PROPOSED FY 22-23
REVENUES				
58000 Earning On Investments	49	23	0	0
TOTAL REVENUES	49	23	0	0

LOCAL DRAINAGE AREA NO 13

PUBLIC WORKS		ACCOUNTING UNIT			
PUB WKS - STORM DRAIN CONST		21317002			
Account Code	LINE ITEM RESOURCES	ACTUAL FY 19-20	ACTUAL FY 20-21	ADOPTED FY 21-22	PROPOSED FY 22-23
58000	Earning On Investments	49	23	0	0
	SUBTOTAL REVENUES	49	23	0	0
	TOTAL	49	23	0	0

**LOCAL DRAINAGE AREA I
DEPARTMENT RESOURCE SUMMARY**

PUBLIC WORKS

ACTIVITIES	ACTUAL FY 19-20	ACTUAL FY 20-21	ADOPTED FY 21-22	PROPOSED FY 22-23
REVENUES				
50500 Drainage Fee	28,556	63,052	0	0
58000 Earning On Investments	16,485	7,776	0	0
TOTAL REVENUES	45,041	70,828	0	0

LOCAL DRAINAGE AREA I

PUBLIC WORKS		ACCOUNTING UNIT			
PUB WKS-STORM DRAIN CONST		22117002			
Account Code	LINE ITEM RESOURCES	ACTUAL FY 19-20	ACTUAL FY 20-21	ADOPTED FY 21-22	PROPOSED FY 22-23
50500	Drainage Fee	28,556	63,052	0	0
58000	Earning On Investments	16,485	7,776	0	0
	SUBTOTAL REVENUES	45,041	70,828	0	0
	TOTAL	45,041	70,828	0	0

**LOCAL DRAINAGE AREA II
DEPARTMENT RESOURCE SUMMARY**

PUBLIC WORKS

ACTIVITIES	ACTUAL FY 19-20	ACTUAL FY 20-21	ADOPTED FY 21-22	PROPOSED FY 22-23
REVENUES				
50500 Drainage Fee	44,461	34,908	0	0
58000 Earning On Investments	3,227	1,769	0	0
TOTAL REVENUES	47,688	36,677	0	0

LOCAL DRAINAGE AREA II

PUBLIC WORKS		ACCOUNTING UNIT			
PUB WKS-STORM DRAIN CONST		22217002			
Account Code	LINE ITEM RESOURCES	ACTUAL FY 19-20	ACTUAL FY 20-21	ADOPTED FY 21-22	PROPOSED FY 22-23
50500	Drainage Fee	44,461	34,908	0	0
58000	Earning On Investments	3,227	1,769	0	0
	SUBTOTAL REVENUES	47,688	36,677	0	0
	TOTAL	47,688	36,677	0	0

**LOCAL DRAINAGE AREA III
DEPARTMENT RESOURCE SUMMARY**

PUBLIC WORKS

ACTIVITIES	ACTUAL FY 19-20	ACTUAL FY 20-21	ADOPTED FY 21-22	PROPOSED FY 22-23
REVENUES				
50500 Drainage Fee	810	0	0	0
58000 Earning On Investments	8,377	3,534	0	0
TOTAL REVENUES	9,187	3,534	0	0
EXPENDITURES				
22317660 PUB WKS-STORM DRAIN CONST	58,945	1,829	0	0
TOTAL EXPENDITURES	58,945	1,829	0	0
OPERATING EXPENSES	ACTUAL FY 19-20	ACTUAL FY 20-21	ADOPTED FY 21-22	PROPOSED FY 22-23
66000 CAPITAL	58,945	1,829	0	0
TOTAL	58,945	1,829	0	0

LOCAL DRAINAGE AREA III

PUBLIC WORKS		ACCOUNTING UNIT			
PUB WKS-STORM DRAIN CONST		22317002			
Account Code	LINE ITEM RESOURCES	ACTUAL FY 19-20	ACTUAL FY 20-21	ADOPTED FY 21-22	PROPOSED FY 22-23
50500	Drainage Fee	810	0	0	0
58000	Earning On Investments	8,377	3,534	0	0
	SUBTOTAL REVENUES	9,187	3,534	0	0
	TOTAL	9,187	3,534	0	0

LOCAL DRAINAGE AREA III

PUBLIC WORKS		ACCOUNTING UNIT			
PUB WKS-STORM DRAIN CONST		22317660			
Account Code	LINE ITEM RESOURCES	ACTUAL FY 19-20	ACTUAL FY 20-21	ADOPTED FY 21-22	PROPOSED FY 22-23
66220	Improvements Other Than Building	58,945	1,829	0	0
	SUBTOTAL CAPITAL	58,945	1,829	0	0
	TOTAL	58,945	1,829	0	0

**LOCAL DRAINAGE AREA IV
DEPARTMENT RESOURCE SUMMARY**

PUBLIC WORKS

ACTIVITIES	ACTUAL FY 19-20	ACTUAL FY 20-21	ADOPTED FY 21-22	PROPOSED FY 22-23
REVENUES				
50500 Drainage Fee	101,167	46,179	0	0
58000 Earning On Investments	10,282	4,281	0	0
TOTAL REVENUES	111,449	50,460	0	0
EXPENDITURES				
22417660 PUB WKS-STORM DRAIN CONST	72,339	123,209	50,000	141,470
TOTAL EXPENDITURES	72,339	123,209	50,000	141,470
OPERATING EXPENSES	ACTUAL FY 19-20	ACTUAL FY 20-21	ADOPTED FY 21-22	PROPOSED FY 22-23
66000 CAPITAL	72,339	123,209	50,000	141,470
TOTAL	72,339	123,209	50,000	141,470

LOCAL DRAINAGE AREA IV

PUBLIC WORKS

ACCOUNTING UNIT

PUB WKS-STORM DRAIN CONST

22417002

Account Code	LINE ITEM RESOURCES	ACTUAL FY 19-20	ACTUAL FY 20-21	ADOPTED FY 21-22	PROPOSED FY 22-23
50500	Drainage Fee	101,167	46,179	0	0
58000	Earning On Investments	10,282	4,281	0	0
	SUBTOTAL REVENUES	111,449	50,460	0	0
	TOTAL	111,449	50,460	0	0

LOCAL DRAINAGE AREA IV

PUBLIC WORKS		ACCOUNTING UNIT			
PUB WKS-STORM DRAIN CONST		22417660			
Account Code	LINE ITEM RESOURCES	ACTUAL FY 19-20	ACTUAL FY 20-21	ADOPTED FY 21-22	PROPOSED FY 22-23
66220	Improvements Other Than Building	72,339	123,209	50,000	141,470
	SUBTOTAL CAPITAL	72,339	123,209	50,000	141,470
	TOTAL	72,339	123,209	50,000	141,470

**LOCAL DRAINAGE AREA V
DEPARTMENT RESOURCE SUMMARY**

PUBLIC WORKS

ACTIVITIES	ACTUAL FY 19-20	ACTUAL FY 20-21	ADOPTED FY 21-22	PROPOSED FY 22-23
REVENUES				
50500 Drainage Fee	1,107	38,487	0	0
58000 Earning On Investments	3,963	2,047	0	0
TOTAL REVENUES	5,070	40,534	0	0

LOCAL DRAINAGE AREA V

PUBLIC WORKS		ACCOUNTING UNIT			
PUB WKS-STORM DRAIN CONST		22517002			
Account Code	LINE ITEM RESOURCES	ACTUAL FY 19-20	ACTUAL FY 20-21	ADOPTED FY 21-22	PROPOSED FY 22-23
50500	Drainage Fee	1,107	38,487	0	0
58000	Earning On Investments	3,963	2,047	0	0
	SUBTOTAL REVENUES	5,070	40,534	0	0
	TOTAL	5,070	40,534	0	0

**LOCAL DRAINAGE AREA VI
DEPARTMENT RESOURCE SUMMARY**

PUBLIC WORKS

ACTIVITIES	ACTUAL FY 19-20	ACTUAL FY 20-21	ADOPTED FY 21-22	PROPOSED FY 22-23
REVENUES				
50500 Drainage Fee	(1,128)	15,019	0	0
58000 Earning On Investments	3,716	1,726	0	0
TOTAL REVENUES	2,587	16,745	0	0
EXPENDITURES				
22617660 LDA VI Storm Drain Construction	0	0	0	150,000
TOTAL EXPENDITURES	0	0	0	150,000
OPERATING EXPENSES	ACTUAL FY 19-20	ACTUAL FY 20-21	ADOPTED FY 21-22	PROPOSED FY 22-23
66000 CAPITAL	0	0	0	150,000
TOTAL	0	0	0	150,000

LOCAL DRAINAGE AREA VI

PUBLIC WORKS

ACCOUNTING UNIT

LDA VI Storm Drain Construction

22617660

Account Code	LINE ITEM RESOURCES	ACTUAL FY 19-20	ACTUAL FY 20-21	ADOPTED FY 21-22	PROPOSED FY 22-23
66220	Improvements Other Than Building	0	0	0	150,000
	SUBTOTAL CAPITAL	0	0	0	150,000
	TOTAL	0	0	0	150,000

LOCAL DRAINAGE AREA VI

PUBLIC WORKS		ACCOUNTING UNIT			
PUB WKS-STORM DRAIN CONST		22617002			
Account Code	LINE ITEM RESOURCES	ACTUAL FY 19-20	ACTUAL FY 20-21	ADOPTED FY 21-22	PROPOSED FY 22-23
50500	Drainage Fee	(1,128)	15,019	0	0
58000	Earning On Investments	3,716	1,726	0	0
	SUBTOTAL REVENUES	2,587	16,745	0	0
	TOTAL	2,587	16,745	0	0

**SCAG GRANTS
DEPARTMENT RESOURCE SUMMARY**

PUBLIC WORKS

ACTIVITIES		ACTUAL FY 19-20	ACTUAL FY 20-21	ADOPTED FY 21-22	PROPOSED FY 22-23
REVENUES					
52001	Federal Grant-Indirect	27,563	0	0	0
	TOTAL REVENUES	27,563	0	0	0
EXPENDITURES					
40317600	PUBLIC WORKS SCAG GRANT	27,563	0	0	0
	TOTAL EXPENDITURES	27,563	0	0	0
OPERATING EXPENSES		ACTUAL FY 19-20	ACTUAL FY 20-21	ADOPTED FY 21-22	PROPOSED FY 22-23
65000	FIXED CHARGES	27,563	0	0	0
	TOTAL	27,563	0	0	0

SCAG GRANTS

PUBLIC WORKS		ACCOUNTING UNIT			
PUBLIC WORKS SCAG GRANTS		40317002			
Account Code	LINE ITEM RESOURCES	ACTUAL FY 19-20	ACTUAL FY 20-21	ADOPTED FY 21-22	PROPOSED FY 22-23
52001	Federal Grant-Indirect	27,563	0	0	0
	SUBTOTAL REVENUES	27,563	0	0	0
	TOTAL	27,563	0	0	0

SCAG GRANTS

PUBLIC WORKS		ACCOUNTING UNIT			
PUBLIC WORKS SCAG GRANT		40317600			
Account Code	LINE ITEM RESOURCES	ACTUAL FY 19-20	ACTUAL FY 20-21	ADOPTED FY 21-22	PROPOSED FY 22-23
65205	Internal Departments Personnel	27,563	0	0	0
	SUBTOTAL FIXED CHARGES	27,563	0	0	0
	TOTAL	27,563	0	0	0

**This Page Intentionally
Left Blank**



Community Development Agency



**This Page Intentionally
Left Blank**



**Community Development Agency
Position Summary**

Authorized Personnel	Funded FY 21-22	Workforce Changes	Funded FY 22-23
Accounting Assistant (ARPA) ³	1	(1)	0
Arts & Culture Specialist	1	0	1
Community Development Analyst	4	0	4
Community Development Commission Secretary	1	0	1
Economic Development Manager (MM)	1	0	1
Economic Development Specialist I ⁴	3	0	3
Economic Development Specialist II	2	(2)	0
Economic Development Specialist III	2	2	4
Executive Director Community Development (EM)	1	0	1
Homeless Services Manager (AM)	0	0	0
Homeless Services Division Manager (MM)	1	0	1
Housing Authority Analyst	1	0	1
Housing Authority Operations Supervisor	1	0	1
Housing Division Manager (MM)	1	0	1
Housing Programs Analyst	2	0	2
Housing Specialist II ¹	7	2	9
Loan Specialist ²	1	(1)	0
Management Aide (UC)	1	0	1
Management Analyst (UC)	3	0	3
Parking Meter Technician I	1	0	1
Parking Meter Technician II	3	0	3
Principal Management Analyst (AM)	1	0	1
Residential Construction Specialist	1	0	1
Senior Accounting Assistant	2	0	2
Senior Community Development Analyst	1	0	1
Senior Housing Specialist	2	0	2
Senior Office Assistant	3	0	3
Senior Residential Construction Specialist ²	1	(1)	0
Workforce Specialist I ¹	0	1	1
Workforce Specialist II	12	0	12
Workforce Specialist IV	1	0	1
	62	0	62

¹Grant funding to be reallocated from housing programs

²Grant funding to be reallocated for other ARPA / housing programs

³Position added in FY 21-22 funded by ARPA Reso#2021-057

⁴Position added in FY 21-22 per the First Quarter Report Reso# 2022-005

GENERAL FUND TOTAL	6.20
CANNABIS PUBLIC BENEFIT FUND	0.57
ENTERPRISE FUND	6.25
FEDERAL/STATE GRANTS	44.59
OTHER RESTRICTED FUND	4.39
TOTAL FUNDED POSITION	62.0

**This Page Intentionally
Left Blank**



Community Development

REVENUE

Fund	ACTUAL FY 19-20	ACTUAL FY 20-21	ADOPTED FY 21-22	PROPOSED FY 22-23
025 IDB & EZ VOUCHER MONITORING	48,902	5,079	-	-
027 PARKING FUND*	3,485,338	3,688,637	2,707,870	5,154,430
122 EMERGENCY & HEALTH GRANTS	523,450	3,182,383	50,000	2,314,590
123 WORKFORCE INVESTMENT ACT	3,331,763	2,443,666	2,654,110	2,404,270
124 ORANGE COUNTY SSA GRANTS	687,602	591,710	838,970	2,520,790
130 HOME PROGRAM FEDERAL GRANT	931,893	540,699	5,466,150	2,294,400
133 HOUSING AUTHORITY-ISSUER FEE	96,677	66,243	85,000	70,000
134 UDAG REPAYMENT FUND	5	-	-	-
135 COMMUNITY DEV BLOCK GRANT	8,345,120	15,889,031	19,861,150	6,571,210
136 HOUSING AUTHORITY-VOUCHER HAP	34,025,325	33,588,064	40,135,000	41,314,540
137 HOUSING AUTHORITY- MAINSTREAM	2,121,924	2,142,454	2,250,000	2,427,940
138 HOUSING AUTHORITY-MS 5	450,341	1,423,626	2,635,000	2,357,600
139 HOUSING AUTHORITY-NEW CONSTR	36,835	105,096	225,000	244,730
140 HOUSING AUTHORITY-VOUCHER ADM	3,290,071	3,489,009	4,045,040	4,510,880
142 NSP FEDERAL GRANT	65,181	114,811	45,000	-
143 CALHOME MFGD HSG LOAN	9,318	5,175	-	-
144 PRISON TO EMPLOYMENT PROGRAM	-	727,641	2,884,310	-
145 RENTAL REHABILITATION GRANT	7,251	3,319	5,000	-
157 HSG ADMIN CARES ACT COVID-19	70,399	1,276,185	-	-
158 SB2 Planning	-	-	-	4,357,830
160 HSG HAP CARES ACT COVID-19	-	1,127,700	-	-
170 MS5 HAP CARES ACT COVID-19	-	205,288	565,000	-
173 CARES ACT-CDA	153	909,192	-	-
177 EMERGENCY RENTAL ASSISTANCE PG	-	3,443,795	5,930,390	87,060
180 EHV ADMIN FEES	-	-	-	111,430
182 HOME-ARP PROGRAM	-	-	-	34,130
183 ARPA - CA FOR ALL YOUTH WDP	-	-	-	4,497,520
405 FEDERAL HOPWA PROGRAM GRANT	20,728	-	-	-
417 INCLUSIONARY HOUSING FEE	179,304	3,797,978	7,006,390	71,120
418 CDA - PEEBLER CAPITAL FUND	48,645	22,266	15,000	-
607 HOUSING AUTHORITY LMIHF	1,371,880	170,606	225,000	770,280
655 2018 A & B TARB	5,592,996	3,037,966	6,489,930	11,231,650
670 COSA RDA	294,864	253,276	150,000	130,000
671 COSA RDA OBLIGATION RETIREMENT	2,984,527	5,620,072	7,074,340	11,773,130
TOTAL REVENUE	68,020,490	87,870,969	111,343,650	105,249,530

EXPENDITURE

Fund	ACTUAL FY 19-20	ACTUAL FY 20-21	ADOPTED FY 21-22	PROPOSED FY 22-23
011 GENERAL FUND	2,611,990	3,493,649	3,898,130	7,944,600
025 IDB & EZ VOUCHER MONITORING	35,000	71,000	109,000	-
027 PARKING FUND	-	3,348,499	3,738,450	5,154,430
050 COUNCIL SPECIAL PROJECTS FUND	601 1,000	-	-	-

052 STRATEGIC PLAN PROJECTS	258,294	-	-	-
053 CITY SERVICES	3,919	-	-	-
122 EMERGENCY & HEALTH GRANTS	1,756,078	5,369,776	1,296,440	2,314,590
123 WORKFORCE INVESTMENT ACT	2,834,159	2,439,615	2,634,720	2,404,270
124 ORANGE COUNTY SSA GRANTS	697,232	587,085	838,970	2,520,790
130 HOME PROGRAM FEDERAL GRANT	426,822	201,662	5,466,150	2,294,400
133 HOUSING AUTHORITY-ISSUER FEE	42,884	42,442	87,450	130,090
134 UDAG REPAYMENT FUND	22,881	-	-	-
135 COMMUNITY DEV BLOCK GRANT	9,395,694	16,032,489	19,861,150	6,571,210
136 HOUSING AUTHORITY-VOUCHER HAP	32,606,804	35,170,722	40,135,000	41,314,540
137 HOUSING AUTHORITY- MAINSTREAM	2,121,924	2,142,454	2,250,000	2,427,940
138 HOUSING AUTHORITY-MS 5	810,054	753,905	2,635,000	2,357,600
139 HOUSING AUTHORITY-NEW CONSTR	35,364	7,218	225,000	244,730
140 HOUSING AUTHORITY-VOUCHER ADM	3,015,936	1,987,616	4,045,040	4,510,870
142 NSP FEDERAL GRANT	25,395	4,202	1,168,130	-
144 PRISON TO EMPLOYMENT PROGRAM	-	1,035,583	2,884,310	-
145 RENTAL REHABILITATION GRANT	-	-	398,000	-
157 HSG ADMIN CARES ACT COVID-19	70,395	1,275,761	-	-
158 SB2 Planning	-	-	174,600	4,357,830
160 HSG HAP CARES ACT COVID-19	-	1,127,700	-	-
170 MS5 HAP CARES ACT COVID-19	-	774,497	565,000	-
173 CARES ACT-CDA	-	909,345	-	-
176 CARES ACT-STATE	-	7,837,395	-	-
177 EMERGENCY RENTAL ASSISTANCE PG	-	3,375,042	5,930,390	87,060
180 EHV ADMIN FEES	-	-	-	111,420
181 American Rescue Plan Act	-	-	-	579,940
182 HOME-ARP PROGRAM	-	-	-	34,130
183 ARPA - CA FOR ALL YOUTH WDP	-	-	-	4,497,520
405 FEDERAL HOPWA PROGRAM GRANT	20,728	-	-	-
417 INCLUSIONARY HOUSING FEE	1,832,902	452,613	7,006,390	1,538,440
418 CDA - PEEBLER CAPITAL FUND	427,814	1,340,391	5,771,700	-
607 HOUSING AUTHORITY LMIHF	5,188,586	2,950,486	1,714,080	1,979,310
652 2003A SERIES TAX ALLOC BOND	-	0	-	-
654 2011A SERIES TAX ALLOC BOND	-	9,630	-	-
655 2018 A & B TARB	3,093,950	3,063,340	6,489,930	11,231,650
658 2003B SERIES ALLOC BOND	-	5,514	-	-
670 COSA RDA	216,232	332,195	150,000	130,200
671 COSA RDA OBLIGATION RETIREMENT	6,298,439	3,695,119	7,074,340	11,773,130
TOTAL EXPENDITURE	73,850,475	99,836,945	126,547,370	116,510,690

*Fund 027 transitioned to Community Development Agency in FY 19-20

**GENERAL FUND
DEPARTMENT RESOURCE SUMMARY**

COMMUNITY DEVELOPMENT

ACTIVITIES	ACTUAL FY 19-20	ACTUAL FY 20-21	ADOPTED FY 21-22	PROPOSED FY 22-23
EXPENDITURES				
01118017 CDA - SERVICE ENHANCEMENT	0	910,916	2,110,000	2,750,000
01118810 ECONOMIC DEVELOPMENT	1,402,782	978,090	918,150	4,257,830
01118811 HOMELESS SERVICES-SERVICE ENHANCEMENT	356,927	748,715	401,510	420,320
01118812 CDA ADMIN-SERVICE ENHANCEMENT	94,276	142,626	193,470	241,450
01118825 SALES TAX REBATE AGREEMENT	758,005	713,303	275,000	275,000
TOTAL EXPENDITURES	2,611,990	3,493,649	3,898,130	7,944,600
OPERATING EXPENSES	ACTUAL FY 19-20	ACTUAL FY 20-21	ADOPTED FY 21-22	PROPOSED FY 22-23
61000 SALARIES & BENEFITS	953,081	838,373	1,071,690	1,275,740
62000 CONTRACTUALS	1,265,327	1,936,694	2,272,420	3,986,820
63000 COMMODITIES	30,607	14,449	14,250	29,770
65000 FIXED CHARGES	186,614	183,477	139,770	162,270
69000 MISCELLANEOUS	176,361	520,655	400,000	2,490,000
TOTAL	2,611,990	3,493,649	3,898,130	7,944,600

GENERAL FUND

COMMUNITY DEVELOPMENT		ACCOUNTING UNIT			
CDA - SERVICE ENHANCEMENT		01118017			
Account Code	LINE ITEM RESOURCES	ACTUAL FY 19-20	ACTUAL FY 20-21	ADOPTED FY 21-22	PROPOSED FY 22-23
61020	Salaries Part-Time	0	0	17,730	18,280
61030	Salaries Participant	0	0	0	100,000
61110	Part-Time Retirement	0	0	670	690
61120	Medicare Insurance	0	0	260	270
	SUBTOTAL SALARIES & BENEFITS	0	0	18,660	119,240
62200	Advertising	0	0	6,340	0
62300	Contract Services-Professional	0	910,916	1,935,000	1,885,000
	SUBTOTAL CONTRACTUALS	0	910,916	1,941,340	1,885,000
63001	Miscellaneous Operating Expenses	0	0	0	5,760
	SUBTOTAL COMMODITIES	0	0	0	5,760
69135	Payment to Subagent	0	0	0	150,000
69152	Loans & Grants	0	0	0	200,000
69300	Sales Tax Rebate	0	0	150,000	390,000
	SUBTOTAL MISCELLANEOUS	0	0	150,000	740,000
	TOTAL	0	910,916	2,110,000	2,750,000

GENERAL FUND

COMMUNITY DEVELOPMENT		ACCOUNTING UNIT			
CDA ADMIN-SERVICE ENHANCEMENT		01118812			
Account Code	LINE ITEM RESOURCES	ACTUAL FY 19-20	ACTUAL FY 20-21	ADOPTED FY 21-22	PROPOSED FY 22-23
61000	Salaries Regular	77,032	113,570	138,940	173,900
61040	Salaries Overtime	0	633	0	0
61100	Retirement-Employer Normal Cost	1,572	4,809	6,440	6,030
61120	Medicare Insurance	707	1,637	1,910	2,510
61130	Health Insurance	10,264	20,579	28,990	31,900
61170	Retiree Health Benefits	0	0	200	870
61180	Worker Compensation Insurance	4,701	0	4,710	7,090
	SUBTOTAL SALARIES & BENEFITS	94,276	141,228	181,190	222,300
62010	Communications	0	572	510	510
62300	Contract Services-Professional	0	667	710	710
	SUBTOTAL CONTRACTUALS	0	1,239	1,220	1,220
63001	Miscellaneous Operating Expenses	0	159	1,000	1,000
	SUBTOTAL COMMODITIES	0	159	1,000	1,000
65040	IT Maintenance Charge	0	0	4,610	7,250
65100	Insurance Charges	0	0	5,170	8,440
65105	Benefits Overhead	0	0	280	1,240
	SUBTOTAL FIXED CHARGES	0	0	10,060	16,930
	TOTAL	94,276	142,626	193,470	241,450

GENERAL FUND

COMMUNITY DEVELOPMENT		ACCOUNTING UNIT			
ECONOMIC DEVELOPMENT		01118810			
Account Code	LINE ITEM RESOURCES	ACTUAL FY 19-20	ACTUAL FY 20-21	ADOPTED FY 21-22	PROPOSED FY 22-23
61000	Salaries Regular	502,733	400,623	499,110	534,560
61010	Salaries Cash Out/Separation	341	0	0	0
61020	Salaries Part-Time	24,788	18,511	30,050	30,050
61040	Salaries Overtime	31	870	0	0
61100	Retirement-Employer Normal Cost	17,700	23,993	36,410	34,060
61101	Retirement - Employer Unfunded	2,787	0	0	0
61110	Part-Time Retirement	0	143	0	0
61120	Medicare Insurance	7,591	5,903	7,480	8,160
61130	Health Insurance	82,144	55,014	75,250	91,120
61170	Retiree Health Benefits	0	1,491	1,690	1,990
61180	Worker Compensation Insurance	54,320	47,996	29,620	26,740
	SUBTOTAL SALARIES & BENEFITS	692,434	554,545	679,610	726,680
62010	Communications	4,402	4,520	5,610	4,500
62012	Cellular Phone Charges	1,358	1,899	2,000	2,000
62120	Training, Transportation, Meetings	1,740	5,455	2,000	27,200
62140	Membership, Subscription & Dues	13,311	17,764	12,680	44,100
62200	Advertising	186	1,875	17,710	23,000
62300	Contract Services-Professional	238,144	193,042	67,150	1,784,040
62302	Contracted Vendor Personnel Services	250	600	4,200	4,200
62400	Auditor Fee	1,696	160	0	0
62500	Rent Payments	67,861	13,340	0	0
62600	Parking Validation	0	1,883	1,000	1,500
62700	Auto Expense	6,060	6,000	6,000	0
	SUBTOTAL CONTRACTUALS	335,007	246,538	118,350	1,890,540
63001	Miscellaneous Operating Expenses	29,858	13,745	12,500	20,810
63300	Gas & Diesel	112	0	0	0
	SUBTOTAL COMMODITIES	29,970	13,745	12,500	20,810
65000	Building Rental	68,800	68,800	52,420	63,760
65010	Rental City Equipment	939	0	0	0
65012	Accident Repair & Replacement	29	0	0	0
65040	IT Maintenance Charge	53,696	32,492	20,150	19,520
65100	Insurance Charges	43,400	54,916	32,520	31,840
65105	Benefits Overhead	0	2,300	1,220	4,680
65210	Delivery Charges	2,146	1,749	1,380	0
	SUBTOTAL FIXED CHARGES	169,010	160,257	107,690	119,800
69135	Payment to Subagent	106,899	0	0	0
69138	Payment-Training Portion	58,255	0	0	0
69143	Transportation Pass for Partic	7,513	0	0	0
69144	Client Support Services	200	0	0	0
69145	Client Assessment	3,493	0	0	0
69152	Loans & Grants	0	3,006	0	1,500,000
	SUBTOTAL MISCELLANEOUS	176,361	3,006	0	1,500,000
	TOTAL	1,402,782	978,090	918,150	4,257,830

GENERAL FUND

COMMUNITY DEVELOPMENT		ACCOUNTING UNIT			
HOMELESS SERVICES-SERVICE ENHANCEMENT		01118811			
Account Code	LINE ITEM RESOURCES	ACTUAL FY 19-20	ACTUAL FY 20-21	ADOPTED FY 21-22	PROPOSED FY 22-23
61000	Salaries Regular	72,335	114,400	160,130	166,150
61010	Salaries Cash Out/Separation	13,218	0	0	0
61020	Salaries Part-Time	43,185	0	0	0
61040	Salaries Overtime	169	0	0	0
61100	Retirement-Employer Normal Cost	7,376	5,378	6,000	5,240
61120	Medicare Insurance	1,814	1,608	2,230	2,410
61130	Health Insurance	15,435	10,276	11,760	25,080
61170	Retiree Health Benefits	0	469	1,420	1,500
61180	Worker Compensation Insurance	12,840	10,470	10,690	7,140
	SUBTOTAL SALARIES & BENEFITS	166,371	142,601	192,230	207,520
62010	Communications	874	728	510	730
62012	Cellular Phone Charges	665	635	670	630
62120	Training, Transportation, Meetings	2,598	0	0	7,500
62140	Membership, Subscription & Dues	67	68	100	70
62200	Advertising	2,091	0	0	0
62300	Contract Services-Professional	166,026	580,917	185,230	176,130
	SUBTOTAL CONTRACTUALS	172,320	582,348	186,510	185,060
63001	Miscellaneous Operating Expenses	632	546	750	2,200
	SUBTOTAL COMMODITIES	632	546	750	2,200
65000	Building Rental	5,000	5,000	3,810	4,630
65040	IT Maintenance Charge	6,024	6,020	5,760	11,160
65100	Insurance Charges	6,280	11,390	11,740	8,500
65105	Benefits Overhead	0	510	410	1,250
65210	Delivery Charges	300	300	300	0
	SUBTOTAL FIXED CHARGES	17,604	23,220	22,020	25,540
	TOTAL	356,927	748,715	401,510	420,320

GENERAL FUND

COMMUNITY DEVELOPMENT

ACCOUNTING UNIT

SALES TAX REBATE AGREEMENT

01118825

Account Code	LINE ITEM RESOURCES	ACTUAL FY 19-20	ACTUAL FY 20-21	ADOPTED FY 21-22	PROPOSED FY 22-23
62300	Contract Services-Professional	758,000	195,654	25,000	25,000
	SUBTOTAL CONTRACTUALS	758,000	195,654	25,000	25,000
63001	Miscellaneous Operating Expenses	5	0	0	0
	SUBTOTAL COMMODITIES	5	0	0	0
69300	Sales Tax Rebate	0	517,649	250,000	250,000
	SUBTOTAL MISCELLANEOUS	0	517,649	250,000	250,000
	TOTAL	758,005	713,303	275,000	275,000

**IDB & EZ VOUCHER MONITORING
DEPARTMENT RESOURCE SUMMARY**

COMMUNITY DEVELOPMENT

ACTIVITIES		ACTUAL FY 19-20	ACTUAL FY 20-21	ADOPTED FY 21-22	PROPOSED FY 22-23
REVENUES					
57000	Expense Reimbursement	43,102	2,643	0	0
58000	Earning On Investments	5,800	2,436	0	0
	TOTAL REVENUES	48,902	5,079	0	0
EXPENDITURES					
02518820	ENTERPRISE ZONE	35,000	71,000	109,000	0
	TOTAL EXPENDITURES	35,000	71,000	109,000	0
OPERATING EXPENSES		ACTUAL FY 19-20	ACTUAL FY 20-21	ADOPTED FY 21-22	PROPOSED FY 22-23
62000	CONTRACTUALS	35,000	71,000	109,000	0
	TOTAL	35,000	71,000	109,000	0

IDB & EZ VOUCHER MONITORING

COMMUNITY DEVELOPMENT		ACCOUNTING UNIT			
CDA SPECIAL REVENUE		02518002			
Account Code	LINE ITEM RESOURCES	ACTUAL FY 19-20	ACTUAL FY 20-21	ADOPTED FY 21-22	PROPOSED FY 22-23
57000	Expense Reimbursement	43,102	2,643	0	0
58000	Earning On Investments	5,800	2,436	0	0
	SUBTOTAL REVENUES	48,902	5,079	0	0
	TOTAL	48,902	5,079	0	0

IDB & EZ VOUCHER MONITORING

COMMUNITY DEVELOPMENT		ACCOUNTING UNIT			
ENTERPRISE ZONE		02518820			
Account Code	LINE ITEM RESOURCES	ACTUAL FY 19-20	ACTUAL FY 20-21	ADOPTED FY 21-22	PROPOSED FY 22-23
62300	Contract Services-Professional	35,000	0	109,000	0
62500	Rent Payments	0	71,000	0	0
	SUBTOTAL CONTRACTUALS	35,000	71,000	109,000	0
	TOTAL	35,000	71,000	109,000	0

**PARKING FUND
DEPARTMENT RESOURCE SUMMARY**

COMMUNITY DEVELOPMENT

ACTIVITIES		ACTUAL FY 19-20	ACTUAL FY 20-21	ADOPTED FY 21-22	PROPOSED FY 22-23
REVENUES					
53800	Parking Fees	0	229	0	0
53804	Parking Meter & Facilities Revenue	1,512,102	1,423,808	1,271,770	900,000
53903	Broadway Structure	511,201	427,843	351,400	321,300
53904	Spurgeon Structure	401,976	304,247	268,300	304,650
53905	Birch Structure	419,387	365,005	328,900	296,860
53906	Main Structure	283,398	228,639	244,500	150,000
53907	Bush Parking Lot	33,705	0	0	0
55000	Parking Fines	307,136	532,548	240,000	278,620
57990	Miscellaneous Income	6,913	6,302	3,000	29,960
58000	Earning On Investments	9,519	16	0	0
59000-011	Transfer From Fund 011	0	400,000	0	2,873,040
	TOTAL REVENUES	3,485,338	3,688,637	2,707,870	5,154,430
EXPENDITURES					
02718131	PARKING METER	1,210,179	1,233,794	1,383,420	1,700,860
02718132	PARKING FACILITIES	1,726,208	1,185,070	1,325,310	2,528,570
02718133	DOWNTOWN ENHANCEMENTS	1,990,094	929,634	1,029,720	925,000
	TOTAL EXPENDITURES	4,926,482	3,348,499	3,738,450	5,154,430
OPERATING EXPENSES		ACTUAL FY 19-20	ACTUAL FY 20-21	ADOPTED FY 21-22	PROPOSED FY 22-23
61000	SALARIES & BENEFITS	1,704,588	1,033,821	1,174,480	1,054,310
62000	CONTRACTUALS	2,644,982	2,002,936	2,229,830	3,742,570
63000	COMMODITIES	26,391	29,419	41,500	53,900
65000	FIXED CHARGES	424,155	281,872	292,140	252,650
66000	CAPITAL	125,916	0	0	0
67000	DEBT SERVICE	0	0	500	51,000
68000	TRANSFERS	451	451	0	0
	TOTAL	4,926,482	3,348,499	3,738,450	5,154,430

PARKING FUND

COMMUNITY DEVELOPMENT		ACCOUNTING UNIT			
PARKING OPERATIONS		02718002			
Account Code	LINE ITEM RESOURCES	ACTUAL FY 19-20	ACTUAL FY 20-21	ADOPTED FY 21-22	PROPOSED FY 22-23
53800	Parking Fees	0	229	0	0
53804	Parking Meter & Facilities Revenue	1,512,102	1,423,808	1,271,770	900,000
53903	Broadway Structure	511,201	427,843	351,400	321,300
53904	Spurgeon Structure	401,976	304,247	268,300	304,650
53905	Birch Structure	419,387	365,005	328,900	296,860
53906	Main Structure	283,398	228,639	244,500	150,000
53907	Bush Parking Lot	33,705	0	0	0
55000	Parking Fines	307,136	532,548	240,000	278,620
57990	Miscellaneous Income	6,913	6,302	3,000	29,960
58000	Earning On Investments	9,519	16	0	0
59000	Transfer From Fund 011	0	400,000	0	2,873,040
	SUBTOTAL REVENUES	3,485,338	3,688,637	2,707,870	5,154,430
	TOTAL	3,485,338	3,688,637	2,707,870	5,154,430

PARKING FUND

COMMUNITY DEVELOPMENT		ACCOUNTING UNIT			
PARKING METER		02718131			
Account Code	LINE ITEM RESOURCES	ACTUAL FY 19-20	ACTUAL FY 20-21	ADOPTED FY 21-22	PROPOSED FY 22-23
61000	Salaries Regular	451,332	491,832	544,230	532,070
61040	Salaries Overtime	4,395	660	1,000	10,000
61100	Retirement-Employer Normal Cost	18,477	27,743	30,840	26,700
61101	Retirement - Employer Unfunded	111,732	0	0	0
61102	Retirement- Employer Unfunded- Miscellaneous	0	140,355	169,680	73,940
61120	Medicare Insurance	6,394	7,036	7,730	7,700
61130	Health Insurance	101,589	111,332	125,170	140,040
61170	Retiree Health Benefits	1,392	3,736	8,170	4,230
61180	Worker Compensation Insurance	33,113	34,470	29,770	30,680
	SUBTOTAL SALARIES & BENEFITS	728,423	817,165	916,590	825,360
62000	Utilities	2,091	939	1,500	770
62010	Communications	5,117	696	510	2,100
62012	Cellular Phone Charges	388	1,570	1,970	2,000
62120	Training, Transportation, Meetings	2,603	0	0	1,000
62140	Membership, Subscription & Dues	67	102	100	200
62251	Other Agency Services	0	0	0	1,000
62300	Contract Services-Professional	247,245	195,234	250,850	583,210
62322	Maintenance & Repair Machinery	0	0	0	1,000
62337	Contract Services-Bush Parking Lot	0	5,276	1,000	5,600
	SUBTOTAL CONTRACTUALS	257,511	203,817	255,930	596,880
63001	Miscellaneous Operating Expenses	17,076	20,257	30,000	30,350
63300	Gas & Diesel	2,358	3,044	2,500	4,000
	SUBTOTAL COMMODITIES	19,434	23,301	32,500	34,350
65010	Rental City Equipment	16,932	19,970	16,280	20,660
65011	Equipment Replacement Charges	12,116	13,820	5,630	3,850
65012	Accident Repair & Replacement	396	530	360	250
65020	City Yard Rental	13,764	13,760	13,760	13,760
65040	IT Maintenance Charge	49,395	49,400	40,590	39,710
65100	Insurance Charges	29,440	36,740	32,680	36,530
65105	Benefits Overhead	0	1,770	2,060	5,380
65210	Delivery Charges	681	680	680	0
65220	Treasury Services Charges	12,700	0	0	0
65400	Indirect Costs	68,937	52,390	65,860	80,880
	SUBTOTAL FIXED CHARGES	204,360	189,060	177,900	201,020
67200	Principal-Leases	0	0	500	500
67301	POB Principal-Misc	0	0	0	15,130
67311	POB Interest - Misc	0	0	0	27,620
	SUBTOTAL DEBT SERVICE	0	0	500	43,250
68000	Transfer to Fund 051	451	451	0	0
	SUBTOTAL TRANSFERS	451	451	0	0
	TOTAL	1,210,179	1,233,794	1,383,420	1,700,860

PARKING FUND

COMMUNITY DEVELOPMENT		ACCOUNTING UNIT			
PARKING FACILITIES		02718132			
Account Code	LINE ITEM RESOURCES	ACTUAL FY 19-20	ACTUAL FY 20-21	ADOPTED FY 21-22	PROPOSED FY 22-23
61000	Salaries Regular	59,542	2,153	8,440	7,150
61040	Salaries Overtime	441	0	0	0
61100	Retirement-Employer Normal Cost	1,679	88	1,000	230
61101	Retirement - Employer Unfunded	10,152	0	0	0
61102	Retirement- Employer Unfunded- Miscellaneous	0	444	960	230
61120	Medicare Insurance	819	30	120	100
61130	Health Insurance	11,752	367	1,230	1,260
61170	Retiree Health Benefits	0	0	0	70
61180	Worker Compensation Insurance	4,319	5,920	5,230	130
	SUBTOTAL SALARIES & BENEFITS	88,703	9,001	16,980	9,170
62010	Communications	255	0	0	0
62012	Cellular Phone Charges	277	0	0	0
62140	Membership, Subscription & Dues	0	34	0	0
62251	Other Agency Services	1,017	1,017	1,200	1,100
62300	Contract Services-Professional	1,609,062	0	10,000	50,000
62333	Contract Services-Broadway Structure	0	402,644	389,000	650,000
62334	Contract Services-Spurgeon Structure	0	227,351	264,500	640,000
62335	Contract Services-Birch Structure	0	238,924	270,900	520,000
62336	Contract Services-Main Structure	0	287,013	350,400	640,000
	SUBTOTAL CONTRACTUALS	1,610,611	1,156,983	1,286,000	2,501,100
63001	Miscellaneous Operating Expenses	6,957	6,117	9,000	11,050
	SUBTOTAL COMMODITIES	6,957	6,117	9,000	11,050
65040	IT Maintenance Charge	6,024	6,020	6,050	5,860
65100	Insurance Charges	4,680	6,310	5,740	160
65105	Benefits Overhead	0	300	410	20
65210	Delivery Charges	109	110	110	0
65400	Indirect Costs	9,124	229	1,020	1,070
	SUBTOTAL FIXED CHARGES	19,937	12,969	13,330	7,110
67301	POB Principal-Misc	0	0	0	50
67311	POB Interest - Misc	0	0	0	90
	SUBTOTAL DEBT SERVICE	0	0	0	140
	TOTAL	1,726,208	1,185,070	1,325,310	2,528,570

PARKING FUND

COMMUNITY DEVELOPMENT		ACCOUNTING UNIT			
DOWNTOWN ENHANCEMENTS		02718133			
Account Code	LINE ITEM RESOURCES	ACTUAL FY 19-20	ACTUAL FY 20-21	ADOPTED FY 21-22	PROPOSED FY 22-23
61000	Salaries Regular	665,075	122,544	135,400	155,330
61040	Salaries Overtime	0	915	1,000	10,000
61100	Retirement-Employer Normal Cost	67,460	4,942	5,030	5,040
61102	Retirement- Employer Unfunded- Miscellaneous	0	25,003	28,200	13,170
61120	Medicare Insurance	12,784	1,671	1,870	2,150
61130	Health Insurance	82,625	21,390	23,760	26,340
61170	Retiree Health Benefits	11,168	0	0	100
61180	Worker Compensation Insurance	48,349	31,190	45,650	7,650
	SUBTOTAL SALARIES & BENEFITS	887,461	207,655	240,910	219,780
62000	Utilities	9,169	13,910	9,000	15,000
62010	Communications	0	510	0	600
62012	Cellular Phone Charges	0	635	700	700
62140	Membership, Subscription & Dues	0	0	0	300
62200	Advertising	0	1,705	500	1,500
62300	Contract Services-Professional	767,691	625,376	677,700	626,490
	SUBTOTAL CONTRACTUALS	776,860	642,136	687,900	644,590
63001	Miscellaneous Operating Expenses	0	0	0	7,000
63300	Gas & Diesel	0	0	0	1,500
	SUBTOTAL COMMODITIES	0	0	0	8,500
65010	Rental City Equipment	0	5,200	0	4,650
65011	Equipment Replacement Charges	0	1,340	0	0
65012	Accident Repair & Replacement	0	140	2,650	140
65040	IT Maintenance Charge	24,095	24,100	28,790	5,580
65100	Insurance Charges	47,590	33,240	50,120	9,100
65105	Benefits Overhead	0	1,600	1,770	1,340
65210	Delivery Charges	1,101	1,100	1,100	0
65400	Indirect Costs	127,071	13,124	16,480	23,710
	SUBTOTAL FIXED CHARGES	199,857	79,844	100,910	44,520
66200	Buildings & Building Improvements	125,916	0	0	0
	SUBTOTAL CAPITAL	125,916	0	0	0
67301	POB Principal-Misc	0	0	0	2,690
67311	POB Interest - Misc	0	0	0	4,920
	SUBTOTAL DEBT SERVICE	0	0	0	7,610
	TOTAL	1,990,094	929,634	1,029,720	925,000

**COUNCIL SPECIAL PROJECTS FUND
DEPARTMENT RESOURCE SUMMARY**

COMMUNITY DEVELOPMENT

ACTIVITIES		ACTUAL FY 19-20	ACTUAL FY 20-21	ADOPTED FY 21-22	PROPOSED FY 22-23
EXPENDITURES					
05018018	CDA COUNCIL SPECIAL PROJ	1,000	0	0	0
	TOTAL EXPENDITURES	1,000	0	0	0
OPERATING EXPENSES		ACTUAL FY 19-20	ACTUAL FY 20-21	ADOPTED FY 21-22	PROPOSED FY 22-23
62000	CONTRACTUALS	1,000	0	0	0
	TOTAL	1,000	0	0	0

COUNCIL SPECIAL PROJECTS FUND

COMMUNITY DEVELOPMENT

ACCOUNTING UNIT

CDA COUNCIL SPECIAL PROJ

05018018

Account Code	LINE ITEM RESOURCES	ACTUAL FY 19-20	ACTUAL FY 20-21	ADOPTED FY 21-22	PROPOSED FY 22-23
62300	Contract Services-Professional	1,000	0	0	0
	SUBTOTAL CONTRACTUALS	1,000	0	0	0
	TOTAL	1,000	0	0	0

**STRATEGIC PLAN PROJECTS
DEPARTMENT RESOURCE SUMMARY**

COMMUNITY DEVELOPMENT

ACTIVITIES		ACTUAL FY 19-20	ACTUAL FY 20-21	ADOPTED FY 21-22	PROPOSED FY 22-23
EXPENDITURES					
05218018	CDA STRATEGIC PLAN PROJ	258,294	0	0	0
	TOTAL EXPENDITURES	258,294	0	0	0
OPERATING EXPENSES		ACTUAL FY 19-20	ACTUAL FY 20-21	ADOPTED FY 21-22	PROPOSED FY 22-23
61000	SALARIES & BENEFITS	95,622	0	0	0
62000	CONTRACTUALS	100,290	0	0	0
63000	COMMODITIES	14,660	0	0	0
69000	MISCELLANEOUS	47,722	0	0	0
	TOTAL	258,294	0	0	0

STRATEGIC PLAN PROJECTS

COMMUNITY DEVELOPMENT		ACCOUNTING UNIT			
CDA STRATEGIC PLAN PROJ		05218018			
Account Code	LINE ITEM RESOURCES	ACTUAL FY 19-20	ACTUAL FY 20-21	ADOPTED FY 21-22	PROPOSED FY 22-23
61000	Salaries Regular	66,504	0	0	0
61100	Retirement-Employer Normal Cost	7,221	0	0	0
61110	Part-Time Retirement	38	0	0	0
61120	Medicare Insurance	952	0	0	0
61130	Health Insurance	14,428	0	0	0
61180	Worker Compensation Insurance	6,480	0	0	0
	SUBTOTAL SALARIES & BENEFITS	95,622	0	0	0
62010	Communications	960	0	0	0
62012	Cellular Phone Charges	665	0	0	0
62120	Training, Transportation, Meetings	6,991	0	0	0
62140	Membership, Subscription & Dues	75	0	0	0
62200	Advertising	17,550	0	0	0
62201	Business Promotion	1,000	0	0	0
62300	Contract Services-Professional	72,049	0	0	0
62302	Contracted Vendor Personnel Services	1,000	0	0	0
	SUBTOTAL CONTRACTUALS	100,290	0	0	0
63001	Miscellaneous Operating Expenses	14,660	0	0	0
	SUBTOTAL COMMODITIES	14,660	0	0	0
69152	Loans & Grants	47,722	0	0	0
	SUBTOTAL MISCELLANEOUS	47,722	0	0	0
	TOTAL	258,294	0	0	0

**CITY SERVICES
DEPARTMENT RESOURCE SUMMARY**

COMMUNITY DEVELOPMENT

ACTIVITIES	ACTUAL FY 19-20	ACTUAL FY 20-21	ADOPTED FY 21-22	PROPOSED FY 22-23
EXPENDITURES				
05318021 CDA AGY SERVICES	3,919	0	0	0
TOTAL EXPENDITURES	3,919	0	0	0
OPERATING EXPENSES	ACTUAL FY 19-20	ACTUAL FY 20-21	ADOPTED FY 21-22	PROPOSED FY 22-23
62000 CONTRACTUALS	3,919	0	0	0
TOTAL	3,919	0	0	0

CITY SERVICES

COMMUNITY DEVELOPMENT

ACCOUNTING UNIT

CDA AGY SERVICES

05318021

Account Code	LINE ITEM RESOURCES	ACTUAL FY 19-20	ACTUAL FY 20-21	ADOPTED FY 21-22	PROPOSED FY 22-23
62300	Contract Services-Professional	3,919	0	0	0
	SUBTOTAL CONTRACTUALS	3,919	0	0	0
	TOTAL	3,919	0	0	0

**EMERGENCY & HEALTH GRANTS
DEPARTMENT RESOURCE SUMMARY**

COMMUNITY DEVELOPMENT

ACTIVITIES		ACTUAL FY 19-20	ACTUAL FY 20-21	ADOPTED FY 21-22	PROPOSED FY 22-23
REVENUES					
52025	State Grants-Direct	0	2,144,077	0	2,314,590
52029	State Grants-Direct COVID	226,308	1,158,916	0	0
58000	Earning On Investments	68,597	11,294	5,000	0
58002	Net Increase (Decrease) In Fai	199,038	(199,038)	0	0
58006	Interest Earned on Advanced Received	8,128	1,898	0	0
58007	Interest Earned on Advanced Received- 8M	21,378	65,236	45,000	0
	TOTAL REVENUES	523,450	3,182,383	50,000	2,314,590
EXPENDITURES					
12218700	HEAP Grant	1,529,770	2,066,783	235,320	0
12218710	HHAP COVID-19	226,308	1,158,916	0	0
12218715	HHAP GRANT	0	2,144,077	1,061,120	256,520
12218717	HHAP-3 Grant	0	0	0	2,058,070
	TOTAL EXPENDITURES	1,756,078	5,369,776	1,296,440	2,314,590
OPERATING EXPENSES		ACTUAL FY 19-20	ACTUAL FY 20-21	ADOPTED FY 21-22	PROPOSED FY 22-23
61000	SALARIES & BENEFITS	9,603	161,425	141,090	218,220
62000	CONTRACTUALS	204,844	307,014	267,520	0
63000	COMMODITIES	21,751	1,422	100	0
65000	FIXED CHARGES	0	11,781	13,950	37,490
66000	CAPITAL	0	2,293,648	0	0
68000	TRANSFERS	0	0	0	810
69000	MISCELLANEOUS	1,519,879	2,594,486	873,780	2,058,070
	TOTAL	1,756,078	5,369,776	1,296,440	2,314,590

EMERGENCY & HEALTH GRANTS

COMMUNITY DEVELOPMENT		ACCOUNTING UNIT			
HHAP COVID-19		12218710			
Account Code	LINE ITEM RESOURCES	ACTUAL FY 19-20	ACTUAL FY 20-21	ADOPTED FY 21-22	PROPOSED FY 22-23
62300	Contract Services-Professional	204,844	256,792	0	0
	SUBTOTAL CONTRACTUALS	204,844	256,792	0	0
63001	Miscellaneous Operating Expenses	21,464	1,229	0	0
	SUBTOTAL COMMODITIES	21,464	1,229	0	0
66200	Buildings & Building Improvements	0	26,657	0	0
	SUBTOTAL CAPITAL	0	26,657	0	0
69135	Payment to Subagent	0	874,239	0	0
	SUBTOTAL MISCELLANEOUS	0	874,239	0	0
	TOTAL	226,308	1,158,916	0	0

EMERGENCY & HEALTH GRANTS

COMMUNITY DEVELOPMENT		ACCOUNTING UNIT			
HHAP GRANT		12218715			
Account Code	LINE ITEM RESOURCES	ACTUAL FY 19-20	ACTUAL FY 20-21	ADOPTED FY 21-22	PROPOSED FY 22-23
61000	Salaries Regular	0	12,080	58,880	151,520
61020	Salaries Part-Time	0	2,661	20,600	0
61040	Salaries Overtime	0	933	500	0
61100	Retirement-Employer Normal Cost	0	525	7,010	11,870
61102	Retirement- Employer Unfunded- Miscellaneous	0	2,655	960	1,400
61110	Part-Time Retirement	0	100	770	0
61120	Medicare Insurance	0	216	1,150	2,200
61130	Health Insurance	0	1,550	17,820	44,430
61180	Worker Compensation Insurance	0	0	0	6,800
	SUBTOTAL SALARIES & BENEFITS	0	20,719	107,690	218,220
62010	Communications	0	67	1,020	0
62120	Training, Transportation, Meetings	0	0	2,500	0
62300	Contract Services-Professional	0	10,175	264,000	0
	SUBTOTAL CONTRACTUALS	0	10,242	267,520	0
63001	Miscellaneous Operating Expenses	0	21	100	0
	SUBTOTAL COMMODITIES	0	21	100	0
65040	IT Maintenance Charge	0	0	0	5,580
65100	Insurance Charges	0	0	0	8,110
65105	Benefits Overhead	0	0	0	1,190
65400	Indirect Costs	0	1,666	12,030	22,610
	SUBTOTAL FIXED CHARGES	0	1,666	12,030	37,490
66200	Buildings & Building Improvements	0	1,118,359	0	0
	SUBTOTAL CAPITAL	0	1,118,359	0	0
68001	POB Misc Xfer to Fund 406	0	0	0	810
	SUBTOTAL TRANSFERS	0	0	0	810
69135	Payment to Subagent	0	993,069	673,780	0
	SUBTOTAL MISCELLANEOUS	0	993,069	673,780	0
	TOTAL	0	2,144,077	1,061,120	256,520

EMERGENCY & HEALTH GRANTS

COMMUNITY DEVELOPMENT		ACCOUNTING UNIT			
HHAP-3 Grant		12218717			
Account Code	LINE ITEM RESOURCES	ACTUAL FY 19-20	ACTUAL FY 20-21	ADOPTED FY 21-22	PROPOSED FY 22-23
69011	Reserve Appropriation	0	0	0	2,058,070
	SUBTOTAL MISCELLANEOUS	0	0	0	2,058,070
	TOTAL	0	0	0	2,058,070

EMERGENCY & HEALTH GRANTS

COMMUNITY DEVELOPMENT		ACCOUNTING UNIT			
HEAP Grant		12218002			
Account Code	LINE ITEM RESOURCES	ACTUAL FY 19-20	ACTUAL FY 20-21	ADOPTED FY 21-22	PROPOSED FY 22-23
52025	State Grants-Direct	0	2,144,077	0	2,314,590
52029	State Grants-Direct COVID	226,308	1,158,916	0	0
58000	Earning On Investments	68,597	11,294	5,000	0
58002	Net Increase (Decrease) In Fai	199,038	(199,038)	0	0
58006	Interest Earned on Advanced Received	8,128	1,898	0	0
58007	Interest Earned on Advanced Received- 8M	21,378	65,236	45,000	0
	SUBTOTAL REVENUES	523,450	3,182,383	50,000	2,314,590
	TOTAL	523,450	3,182,383	50,000	2,314,590

EMERGENCY & HEALTH GRANTS

COMMUNITY DEVELOPMENT		ACCOUNTING UNIT			
HEAP Grant		12218700			
Account Code	LINE ITEM RESOURCES	ACTUAL FY 19-20	ACTUAL FY 20-21	ADOPTED FY 21-22	PROPOSED FY 22-23
61000	Salaries Regular	4,966	81,044	0	0
61010	Salaries Cash Out/Separation	0	1,611	0	0
61020	Salaries Part-Time	1,350	13,260	0	0
61100	Retirement-Employer Normal Cost	190	5,612	0	0
61101	Retirement - Employer Unfunded	1,149	0	0	0
61102	Retirement- Employer Unfunded- Miscellaneous	0	28,393	31,680	0
61110	Part-Time Retirement	0	497	0	0
61120	Medicare Insurance	100	1,446	0	0
61130	Health Insurance	1,188	8,842	0	0
61180	Worker Compensation Insurance	661	0	1,720	0
	SUBTOTAL SALARIES & BENEFITS	9,603	140,705	33,400	0
62010	Communications	0	296	0	0
62300	Contract Services-Professional	0	39,658	0	0
62400	Auditor Fee	0	26	0	0
	SUBTOTAL CONTRACTUALS	0	39,981	0	0
63001	Miscellaneous Operating Expenses	287	172	0	0
	SUBTOTAL COMMODITIES	287	172	0	0
65100	Insurance Charges	0	0	1,880	0
65105	Benefits Overhead	0	90	40	0
65400	Indirect Costs	0	10,024	0	0
	SUBTOTAL FIXED CHARGES	0	10,114	1,920	0
66200	Buildings & Building Improvements	0	1,148,632	0	0
	SUBTOTAL CAPITAL	0	1,148,632	0	0
69135	Payment to Subagent	1,519,879	727,178	200,000	0
	SUBTOTAL MISCELLANEOUS	1,519,879	727,178	200,000	0
	TOTAL	1,529,770	2,066,783	235,320	0

**WORKFORCE INVESTMENT ACT
DEPARTMENT RESOURCE SUMMARY**

COMMUNITY DEVELOPMENT

ACTIVITIES		ACTUAL FY 19-20	ACTUAL FY 20-21	ADOPTED FY 21-22	PROPOSED FY 22-23
REVENUES					
52001	Federal Grant-Indirect	3,047,583	1,945,040	2,344,880	2,404,270
52009	Federal Grant-Indirect COVID	0	184,060	0	0
57000	Expense Reimbursement	7,853	303	400	0
57960	Rental Of Property	276,326	314,263	308,830	0
	TOTAL REVENUES	3,331,763	2,443,666	2,654,110	2,404,270
EXPENDITURES					
12318748	WDB ADMIN	120,345	134,719	131,730	123,660
12318750	WDB YOUTH COUNCIL	500,975	507,359	624,190	0
12318751	ONE STOP PROGRAM	929,457	641,030	871,930	745,740
12318752	ONE STOP ADMIN	111,994	95,200	87,750	101,170
12318753	ONE STOP ADULT	352,433	243,681	289,500	245,120
12318754	ONE STOP DISLOCATED WRKR	222,706	186,019	132,850	26,760
12318755	ONE STOP YOUTH (YSPN)	98,324	167,670	164,470	0
12318756	ONE STOP RAPID RESPONSE	324,402	197,051	239,970	346,270
12318757	WDB PROGRAM	172,765	87,207	92,330	69,450
12318761	Undrsrvd COVID-19 Impctd Indiv	0	21,322	0	0
12318762	NAT DW Employment RCVRY - NDGW	759	158,358	0	69,460
12318763	WIOA Youth	0	0	0	676,640
	TOTAL EXPENDITURES	2,834,159	2,439,615	2,634,720	2,404,270
OPERATING EXPENSES		ACTUAL FY 19-20	ACTUAL FY 20-21	ADOPTED FY 21-22	PROPOSED FY 22-23
61000	SALARIES & BENEFITS	1,554,044	1,153,754	1,116,090	1,260,810
62000	CONTRACTUALS	484,359	455,298	614,360	543,850
63000	COMMODITIES	16,217	4,461	14,080	7,230
65000	FIXED CHARGES	238,083	242,601	201,670	279,230
68000	TRANSFERS	0	0	0	60,990
69000	MISCELLANEOUS	541,456	583,501	688,520	252,160
	TOTAL	2,834,159	2,439,615	2,634,720	2,404,270

WORKFORCE INVESTMENT ACT

COMMUNITY DEVELOPMENT

ACCOUNTING UNIT

Undrsrvd COVID-19 Impctd Indiv

12318761

Account Code	LINE ITEM RESOURCES	ACTUAL FY 19-20	ACTUAL FY 20-21	ADOPTED FY 21-22	PROPOSED FY 22-23
69144	Client Support Services	0	21,322	0	0
	SUBTOTAL MISCELLANEOUS	0	21,322	0	0
	TOTAL	0	21,322	0	0

WORKFORCE INVESTMENT ACT

COMMUNITY DEVELOPMENT		ACCOUNTING UNIT			
NAT DW Employment RCVRY - NDGW		12318762			
Account Code	LINE ITEM RESOURCES	ACTUAL FY 19-20	ACTUAL FY 20-21	ADOPTED FY 21-22	PROPOSED FY 22-23
61000	Salaries Regular	455	59,313	0	35,720
61100	Retirement-Employer Normal Cost	14	2,465	0	1,080
61101	Retirement - Employer Unfunded	82	0	0	0
61102	Retirement- Employer Unfunded- Miscellaneous	0	12,468	0	6,570
61120	Medicare Insurance	6	851	0	520
61130	Health Insurance	81	12,094	0	7,690
61180	Worker Compensation Insurance	47	0	0	3,700
	SUBTOTAL SALARIES & BENEFITS	685	87,190	0	55,280
62500	Rent Payments	24	6,116	0	0
	SUBTOTAL CONTRACTUALS	24	6,116	0	0
63001	Miscellaneous Operating Expenses	0	167	0	0
	SUBTOTAL COMMODITIES	0	167	0	0
65100	Insurance Charges	0	0	0	4,410
65105	Benefits Overhead	0	0	0	650
65400	Indirect Costs	51	6,305	0	5,330
	SUBTOTAL FIXED CHARGES	51	6,305	0	10,390
68001	POB Misc Xfer to Fund 406	0	0	0	3,790
	SUBTOTAL TRANSFERS	0	0	0	3,790
69138	Payment-Training Portion	0	58,580	0	0
	SUBTOTAL MISCELLANEOUS	0	58,580	0	0
	TOTAL	759	158,358	0	69,460

WORKFORCE INVESTMENT ACT

COMMUNITY DEVELOPMENT		ACCOUNTING UNIT			
WIOA Youth		12318763			
Account Code	LINE ITEM RESOURCES	ACTUAL FY 19-20	ACTUAL FY 20-21	ADOPTED FY 21-22	PROPOSED FY 22-23
61000	Salaries Regular	0	0	0	199,880
61020	Salaries Part-Time	0	0	0	10,310
61100	Retirement-Employer Normal Cost	0	0	0	6,400
61102	Retirement- Employer Unfunded- Miscellaneous	0	0	0	23,330
61110	Part-Time Retirement	0	0	0	380
61120	Medicare Insurance	0	0	0	3,040
61130	Health Insurance	0	0	0	43,120
61180	Worker Compensation Insurance	0	0	0	13,870
	SUBTOTAL SALARIES & BENEFITS	0	0	0	300,330
62010	Communications	0	0	0	800
62120	Training, Transportation, Meetings	0	0	0	5,600
62302	Contracted Vendor Personnel Services	0	0	0	3,000
62500	Rent Payments	0	0	0	37,040
	SUBTOTAL CONTRACTUALS	0	0	0	46,440
63001	Miscellaneous Operating Expenses	0	0	0	2,350
	SUBTOTAL COMMODITIES	0	0	0	2,350
65040	IT Maintenance Charge	0	0	0	11,580
65100	Insurance Charges	0	0	0	16,500
65105	Benefits Overhead	0	0	0	2,430
65400	Indirect Costs	0	0	0	31,360
	SUBTOTAL FIXED CHARGES	0	0	0	61,870
68001	POB Misc Xfer to Fund 406	0	0	0	13,490
	SUBTOTAL TRANSFERS	0	0	0	13,490
69135	Payment to Subagent	0	0	0	252,160
	SUBTOTAL MISCELLANEOUS	0	0	0	252,160
	TOTAL	0	0	0	676,640

WORKFORCE INVESTMENT ACT

COMMUNITY DEVELOPMENT		ACCOUNTING UNIT			
WIOA REVENUES		12318002			
Account Code	LINE ITEM RESOURCES	ACTUAL FY 19-20	ACTUAL FY 20-21	ADOPTED FY 21-22	PROPOSED FY 22-23
52001	Federal Grant-Indirect	3,047,583	1,945,040	2,344,880	2,404,270
52009	Federal Grant-Indirect COVID	0	184,060	0	0
57000	Expense Reimbursement	7,853	303	400	0
57960	Rental Of Property	276,326	314,263	308,830	0
	SUBTOTAL REVENUES	3,331,763	2,443,666	2,654,110	2,404,270
	TOTAL	3,331,763	2,443,666	2,654,110	2,404,270

WORKFORCE INVESTMENT ACT

COMMUNITY DEVELOPMENT		ACCOUNTING UNIT			
WDB ADMIN		12318748			
Account Code	LINE ITEM RESOURCES	ACTUAL FY 19-20	ACTUAL FY 20-21	ADOPTED FY 21-22	PROPOSED FY 22-23
61000	Salaries Regular	73,133	66,323	50,750	43,640
61020	Salaries Part-Time	581	2,568	0	6,180
61100	Retirement-Employer Normal Cost	2,215	2,794	1,880	1,370
61101	Retirement - Employer Unfunded	13,393	0	0	0
61102	Retirement- Employer Unfunded- Miscellaneous	0	14,137	23,280	8,670
61110	Part-Time Retirement	22	96	0	230
61120	Medicare Insurance	1,078	1,012	700	720
61130	Health Insurance	13,436	11,779	7,970	7,170
61180	Worker Compensation Insurance	7,774	3,540	3,130	5,050
	SUBTOTAL SALARIES & BENEFITS	111,632	102,250	87,710	73,030
62010	Communications	0	510	880	1,000
62120	Training, Transportation, Meetings	0	0	160	4,230
62140	Membership, Subscription & Dues	0	1,828	1,820	1,900
62300	Contract Services-Professional	0	2,469	5,100	5,000
62302	Contracted Vendor Personnel Services	50	0	0	0
62400	Auditor Fee	0	1,261	10,000	0
62500	Rent Payments	0	10,077	12,250	16,720
	SUBTOTAL CONTRACTUALS	50	16,145	30,210	28,850
63001	Miscellaneous Operating Expenses	0	1	1,830	500
	SUBTOTAL COMMODITIES	0	1	1,830	500
65040	IT Maintenance Charge	0	4,220	2,020	1,950
65100	Insurance Charges	0	3,860	3,440	6,010
65105	Benefits Overhead	0	170	140	880
65210	Delivery Charges	0	250	250	0
65400	Indirect Costs	8,663	7,823	6,130	7,430
	SUBTOTAL FIXED CHARGES	8,663	16,323	11,980	16,270
68001	POB Misc Xfer to Fund 406	0	0	0	5,010
	SUBTOTAL TRANSFERS	0	0	0	5,010
	TOTAL	120,345	134,719	131,730	123,660

WORKFORCE INVESTMENT ACT

COMMUNITY DEVELOPMENT		ACCOUNTING UNIT			
WDB YOUTH COUNCIL		12318750			
Account Code	LINE ITEM RESOURCES	ACTUAL FY 19-20	ACTUAL FY 20-21	ADOPTED FY 21-22	PROPOSED FY 22-23
61000	Salaries Regular	34,554	80,272	62,690	0
61100	Retirement-Employer Normal Cost	1,028	3,232	2,400	0
61101	Retirement - Employer Unfunded	6,218	0	0	0
61102	Retirement- Employer Unfunded- Miscellaneous	0	16,350	20,880	0
61120	Medicare Insurance	482	1,137	900	0
61130	Health Insurance	8,259	17,421	13,720	0
61180	Worker Compensation Insurance	3,440	2,290	3,880	0
	SUBTOTAL SALARIES & BENEFITS	53,981	120,703	104,470	0
62010	Communications	0	425	560	0
62120	Training, Transportation, Meetings	200	299	3,400	0
62300	Contract Services-Professional	5	0	100	0
62302	Contracted Vendor Personnel Services	370	785	4,000	0
62500	Rent Payments	9,536	19,337	17,670	0
	SUBTOTAL CONTRACTUALS	10,110	20,846	25,730	0
63001	Miscellaneous Operating Expenses	151	10	3,050	0
	SUBTOTAL COMMODITIES	151	10	3,050	0
65040	IT Maintenance Charge	9,518	9,520	3,740	0
65100	Insurance Charges	2,530	2,490	4,260	0
65105	Benefits Overhead	0	110	260	0
65210	Delivery Charges	120	120	120	0
65400	Indirect Costs	3,856	8,533	7,560	0
	SUBTOTAL FIXED CHARGES	16,024	20,773	15,940	0
69135	Payment to Subagent	420,708	345,027	475,000	0
	SUBTOTAL MISCELLANEOUS	420,708	345,027	475,000	0
	TOTAL	500,975	507,359	624,190	0

WORKFORCE INVESTMENT ACT

COMMUNITY DEVELOPMENT		ACCOUNTING UNIT			
ONE STOP PROGRAM		12318751			
Account Code	LINE ITEM RESOURCES	ACTUAL FY 19-20	ACTUAL FY 20-21	ADOPTED FY 21-22	PROPOSED FY 22-23
61000	Salaries Regular	257,553	115,785	197,390	143,770
61010	Salaries Cash Out/Separation	15,185	0	0	0
61020	Salaries Part-Time	28,868	23,380	22,390	17,240
61100	Retirement-Employer Normal Cost	7,587	4,536	7,430	4,680
61101	Retirement - Employer Unfunded	45,882	0	0	0
61102	Retirement- Employer Unfunded- Miscellaneous	0	22,946	51,360	25,260
61110	Part-Time Retirement	1,083	877	840	650
61120	Medicare Insurance	4,249	1,929	3,090	2,340
61130	Health Insurance	41,995	18,527	33,280	20,770
61180	Worker Compensation Insurance	30,458	19,270	17,640	16,240
	SUBTOTAL SALARIES & BENEFITS	432,860	207,250	333,420	230,950
62010	Communications	4,175	1,610	32,920	6,000
62120	Training, Transportation, Meetings	32	0	500	0
62140	Membership, Subscription & Dues	1,650	1,815	1,820	1,820
62200	Advertising	0	0	500	0
62300	Contract Services-Professional	30,014	9,926	50,500	25,740
62302	Contracted Vendor Personnel Services	9,635	5,390	4,000	1,000
62500	Rent Payments	378,331	354,518	363,940	387,520
	SUBTOTAL CONTRACTUALS	423,837	373,259	454,180	422,080
63001	Miscellaneous Operating Expenses	13,401	3,656	6,000	3,480
63300	Gas & Diesel	(315)	292	1,000	500
	SUBTOTAL COMMODITIES	13,086	3,948	7,000	3,980
65010	Rental City Equipment	3,078	9,420	8,330	10,570
65012	Accident Repair & Replacement	95	320	120	0
65040	IT Maintenance Charge	9,638	9,640	16,520	17,350
65100	Insurance Charges	10,480	20,970	19,360	19,340
65105	Benefits Overhead	0	930	950	2,850
65210	Delivery Charges	497	500	500	0
65400	Indirect Costs	31,965	14,793	26,550	24,020
	SUBTOTAL FIXED CHARGES	55,752	56,573	72,330	74,130
68001	POB Misc Xfer to Fund 406	0	0	0	14,600
	SUBTOTAL TRANSFERS	0	0	0	14,600
69143	Transportation Pass for Partic	3,922	0	5,000	0
	SUBTOTAL MISCELLANEOUS	3,922	0	5,000	0
	TOTAL	929,457	641,030	871,930	745,740

WORKFORCE INVESTMENT ACT

COMMUNITY DEVELOPMENT		ACCOUNTING UNIT			
ONE STOP ADMIN		12318752			
Account Code	LINE ITEM RESOURCES	ACTUAL FY 19-20	ACTUAL FY 20-21	ADOPTED FY 21-22	PROPOSED FY 22-23
61000	Salaries Regular	64,068	58,021	47,080	48,320
61020	Salaries Part-Time	26	39	0	0
61100	Retirement-Employer Normal Cost	2,845	2,792	3,180	3,240
61101	Retirement - Employer Unfunded	16,654	0	0	0
61102	Retirement- Employer Unfunded- Miscellaneous	0	14,127	13,440	7,440
61110	Part-Time Retirement	1	1	0	0
61120	Medicare Insurance	887	804	650	710
61130	Health Insurance	14,012	13,129	10,210	16,090
61180	Worker Compensation Insurance	6,347	0	2,140	3,620
	SUBTOTAL SALARIES & BENEFITS	104,841	88,914	76,700	79,420
62010	Communications	0	0	20	800
62300	Contract Services-Professional	0	0	0	1,020
	SUBTOTAL CONTRACTUALS	0	0	20	1,820
63001	Miscellaneous Operating Expenses	0	0	0	400
	SUBTOTAL COMMODITIES	0	0	0	400
65040	IT Maintenance Charge	0	0	2,590	3,070
65100	Insurance Charges	0	0	2,350	4,310
65105	Benefits Overhead	0	110	180	640
65210	Delivery Charges	0	4	220	0
65400	Indirect Costs	7,153	6,172	5,690	7,210
	SUBTOTAL FIXED CHARGES	7,153	6,286	11,030	15,230
68001	POB Misc Xfer to Fund 406	0	0	0	4,300
	SUBTOTAL TRANSFERS	0	0	0	4,300
	TOTAL	111,994	95,200	87,750	101,170

WORKFORCE INVESTMENT ACT

COMMUNITY DEVELOPMENT		ACCOUNTING UNIT			
ONE STOP ADULT		12318753			
Account Code	LINE ITEM RESOURCES	ACTUAL FY 19-20	ACTUAL FY 20-21	ADOPTED FY 21-22	PROPOSED FY 22-23
61000	Salaries Regular	150,837	110,860	42,770	126,780
61030	Salaries Participant	560	0	0	0
61040	Salaries Overtime	370	0	0	0
61100	Retirement-Employer Normal Cost	4,501	4,497	1,660	4,080
61101	Retirement - Employer Unfunded	27,215	0	0	0
61102	Retirement- Employer Unfunded- Miscellaneous	0	22,750	22,920	17,960
61110	Part-Time Retirement	21	0	0	0
61120	Medicare Insurance	2,191	1,619	610	1,820
61130	Health Insurance	25,867	10,824	9,140	24,930
61180	Worker Compensation Insurance	15,598	6,880	6,570	10,350
	SUBTOTAL SALARIES & BENEFITS	227,160	157,430	83,670	185,920
62500	Rent Payments	18,038	9,977	22,000	9,650
	SUBTOTAL CONTRACTUALS	18,038	9,977	22,000	9,650
63001	Miscellaneous Operating Expenses	0	0	250	0
63300	Gas & Diesel	391	0	0	0
	SUBTOTAL COMMODITIES	391	0	250	0
65010	Rental City Equipment	2,736	0	0	0
65012	Accident Repair & Replacement	81	0	0	0
65040	IT Maintenance Charge	10,843	10,840	7,770	6,100
65100	Insurance Charges	11,530	7,480	7,210	12,330
65105	Benefits Overhead	0	330	250	1,810
65210	Delivery Charges	546	550	550	0
65400	Indirect Costs	16,874	11,784	5,170	18,920
	SUBTOTAL FIXED CHARGES	42,612	30,984	20,950	39,160
68001	POB Misc Xfer to Fund 406	0	0	0	10,390
	SUBTOTAL TRANSFERS	0	0	0	10,390
69137	On the Job Training	0	0	155,130	0
69138	Payment-Training Portion	51,941	44,565	0	0
69143	Transportation Pass for Partic	9,009	0	5,000	0
69144	Client Support Services	465	725	2,500	0
69145	Client Assessment	2,818	0	0	0
	SUBTOTAL MISCELLANEOUS	64,232	45,290	162,630	0
	TOTAL	352,433	243,681	289,500	245,120

WORKFORCE INVESTMENT ACT

COMMUNITY DEVELOPMENT		ACCOUNTING UNIT			
ONE STOP DISLOCATED WRKR		12318754			
Account Code	LINE ITEM RESOURCES	ACTUAL FY 19-20	ACTUAL FY 20-21	ADOPTED FY 21-22	PROPOSED FY 22-23
61000	Salaries Regular	102,693	37,903	44,810	0
61100	Retirement-Employer Normal Cost	2,980	1,547	1,660	0
61101	Retirement - Employer Unfunded	18,021	0	0	0
61102	Retirement- Employer Unfunded- Miscellaneous	0	7,824	6,000	4,120
61120	Medicare Insurance	1,481	543	610	0
61130	Health Insurance	23,132	8,051	9,180	0
61180	Worker Compensation Insurance	10,345	2,650	1,230	2,370
	SUBTOTAL SALARIES & BENEFITS	158,652	58,518	63,490	6,490
62500	Rent Payments	0	2,211	14,740	11,860
	SUBTOTAL CONTRACTUALS	0	2,211	14,740	11,860
63001	Miscellaneous Operating Expenses	0	0	250	0
	SUBTOTAL COMMODITIES	0	0	250	0
65040	IT Maintenance Charge	0	5,423	1,440	2,790
65100	Insurance Charges	0	2,226	1,350	2,820
65105	Benefits Overhead	0	130	80	420
65210	Delivery Charges	0	200	200	0
65400	Indirect Costs	11,460	4,029	5,410	0
	SUBTOTAL FIXED CHARGES	11,460	12,008	8,480	6,030
68001	POB Misc Xfer to Fund 406	0	0	0	2,380
	SUBTOTAL TRANSFERS	0	0	0	2,380
69137	On the Job Training	0	0	45,890	0
69138	Payment-Training Portion	52,594	109,662	0	0
69144	Client Support Services	0	3,621	0	0
	SUBTOTAL MISCELLANEOUS	52,594	113,282	45,890	0
	TOTAL	222,706	186,019	132,850	26,760

WORKFORCE INVESTMENT ACT

COMMUNITY DEVELOPMENT		ACCOUNTING UNIT			
ONE STOP YOUTH (YSPN)		12318755			
Account Code	LINE ITEM RESOURCES	ACTUAL FY 19-20	ACTUAL FY 20-21	ADOPTED FY 21-22	PROPOSED FY 22-23
61000	Salaries Regular	32,397	81,113	73,720	0
61020	Salaries Part-Time	8,314	5,898	6,870	0
61100	Retirement-Employer Normal Cost	960	3,280	2,860	0
61101	Retirement - Employer Unfunded	5,804	0	0	0
61102	Retirement- Employer Unfunded- Miscellaneous	0	16,593	19,920	0
61110	Part-Time Retirement	312	221	260	0
61120	Medicare Insurance	580	1,237	1,170	0
61130	Health Insurance	7,611	17,119	16,090	0
61180	Worker Compensation Insurance	4,091	3,360	2,740	0
	SUBTOTAL SALARIES & BENEFITS	60,069	128,821	123,630	0
62010	Communications	810	1,020	1,140	0
62120	Training, Transportation, Meetings	0	0	500	0
62300	Contract Services-Professional	17	0	0	0
62500	Rent Payments	10,220	11,535	22,220	0
	SUBTOTAL CONTRACTUALS	11,046	12,555	23,860	0
63001	Miscellaneous Operating Expenses	234	195	750	0
	SUBTOTAL COMMODITIES	234	195	750	0
65040	IT Maintenance Charge	12,590	12,590	2,880	0
65100	Insurance Charges	9,400	3,660	3,010	0
65105	Benefits Overhead	0	160	160	0
65210	Delivery Charges	441	440	440	0
65400	Indirect Costs	4,543	9,249	9,740	0
	SUBTOTAL FIXED CHARGES	26,974	26,099	16,230	0
	TOTAL	98,324	167,670	164,470	0

WORKFORCE INVESTMENT ACT

COMMUNITY DEVELOPMENT		ACCOUNTING UNIT			
ONE STOP RAPID RESPONSE		12318756			
Account Code	LINE ITEM RESOURCES	ACTUAL FY 19-20	ACTUAL FY 20-21	ADOPTED FY 21-22	PROPOSED FY 22-23
61000	Salaries Regular	179,618	76,305	113,380	214,870
61040	Salaries Overtime	26	0	0	0
61100	Retirement-Employer Normal Cost	5,373	3,087	4,350	6,880
61101	Retirement - Employer Unfunded	32,489	0	0	0
61102	Retirement- Employer Unfunded- Miscellaneous	0	15,619	19,440	8,230
61120	Medicare Insurance	2,612	1,076	1,610	3,100
61130	Health Insurance	30,635	20,243	23,340	43,080
61180	Worker Compensation Insurance	18,095	22,404	7,980	4,760
	SUBTOTAL SALARIES & BENEFITS	268,848	138,735	170,100	280,920
62010	Communications	1,022	510	1,160	1,500
62120	Training, Transportation, Meetings	0	0	500	1,000
62200	Advertising	0	0	500	1,000
62300	Contract Services-Professional	0	0	15,780	620
62500	Rent Payments	0	6,445	19,510	11,050
	SUBTOTAL CONTRACTUALS	1,022	6,955	37,450	15,170
63001	Miscellaneous Operating Expenses	1,835	50	750	0
63300	Gas & Diesel	228	0	0	0
	SUBTOTAL COMMODITIES	2,063	50	750	0
65010	Rental City Equipment	1,592	0	0	0
65012	Accident Repair & Replacement	48	0	0	0
65040	IT Maintenance Charge	17,300	19,425	8,060	6,860
65100	Insurance Charges	12,870	22,328	8,760	5,670
65105	Benefits Overhead	0	990	540	840
65210	Delivery Charges	610	458	610	0
65400	Indirect Costs	20,048	8,111	13,700	32,060
	SUBTOTAL FIXED CHARGES	52,469	51,311	31,670	45,430
68001	POB Misc Xfer to Fund 406	0	0	0	4,750
	SUBTOTAL TRANSFERS	0	0	0	4,750
	TOTAL	324,402	197,051	239,970	346,270

WORKFORCE INVESTMENT ACT

COMMUNITY DEVELOPMENT		ACCOUNTING UNIT			
WDB PROGRAM		12318757			
Account Code	LINE ITEM RESOURCES	ACTUAL FY 19-20	ACTUAL FY 20-21	ADOPTED FY 21-22	PROPOSED FY 22-23
61000	Salaries Regular	84,911	36,511	51,710	32,220
61020	Salaries Part-Time	3,829	4,579	0	3,090
61100	Retirement-Employer Normal Cost	2,520	1,480	1,930	1,010
61101	Retirement - Employer Unfunded	15,236	0	0	0
61102	Retirement- Employer Unfunded- Miscellaneous	0	7,485	7,080	3,940
61110	Part-Time Retirement	144	172	0	120
61120	Medicare Insurance	1,243	581	720	510
61130	Health Insurance	18,403	6,524	8,190	5,020
61180	Worker Compensation Insurance	9,031	6,610	3,270	2,560
	SUBTOTAL SALARIES & BENEFITS	135,316	63,942	72,900	48,470
62010	Communications	517	0	40	100
62500	Rent Payments	19,715	7,235	6,130	7,880
	SUBTOTAL CONTRACTUALS	20,232	7,235	6,170	7,980
63001	Miscellaneous Operating Expenses	282	91	200	0
63300	Gas & Diesel	10	0	0	0
	SUBTOTAL COMMODITIES	292	91	200	0
65010	Rental City Equipment	96	0	0	0
65012	Accident Repair & Replacement	3	0	0	0
65040	IT Maintenance Charge	3,915	3,920	2,880	1,950
65100	Insurance Charges	2,870	7,190	3,590	3,050
65105	Benefits Overhead	0	320	200	450
65210	Delivery Charges	137	140	140	0
65400	Indirect Costs	9,903	4,368	6,250	5,270
	SUBTOTAL FIXED CHARGES	16,925	15,938	13,060	10,720
68001	POB Misc Xfer to Fund 406	0	0	0	2,280
	SUBTOTAL TRANSFERS	0	0	0	2,280
	TOTAL	172,765	87,207	92,330	69,450

**ORANGE COUNTY SSA GRANTS
DEPARTMENT RESOURCE SUMMARY**

COMMUNITY DEVELOPMENT

ACTIVITIES		ACTUAL FY 19-20	ACTUAL FY 20-21	ADOPTED FY 21-22	PROPOSED FY 22-23
REVENUES					
52001	Federal Grant-Indirect	687,602	590,288	838,970	842,860
58000	Earning On Investments	0	1,422	0	0
59011	Reserve Appropriation	0	0	0	1,677,930
	TOTAL REVENUES	687,602	591,710	838,970	2,520,790
EXPENDITURES					
12418737	SSA VT WEX	593,102	552,607	838,970	2,516,900
12418743	GOODWILL WIOA VEAP	21,164	6,837	0	0
12418750	OC WIOA	31,745	18,686	0	3,890
12418751	RSCCD Grant	51,221	8,955	0	0
	TOTAL EXPENDITURES	697,232	587,085	838,970	2,520,790
OPERATING EXPENSES		ACTUAL FY 19-20	ACTUAL FY 20-21	ADOPTED FY 21-22	PROPOSED FY 22-23
61000	SALARIES & BENEFITS	452,235	357,754	530,460	501,870
62000	CONTRACTUALS	24,362	20,255	22,780	36,000
63000	COMMODITIES	681	427	850	870
65000	FIXED CHARGES	50,579	43,644	46,790	54,380
68000	TRANSFERS	0	0	0	10,650
69000	MISCELLANEOUS	169,375	165,004	238,090	1,917,020
	TOTAL	697,232	587,085	838,970	2,520,790

ORANGE COUNTY SSA GRANTS

COMMUNITY DEVELOPMENT		ACCOUNTING UNIT			
GOODWILL WIOA VEAP		12418743			
Account Code	LINE ITEM RESOURCES	ACTUAL FY 19-20	ACTUAL FY 20-21	ADOPTED FY 21-22	PROPOSED FY 22-23
61000	Salaries Regular	12,203	3,905	0	0
61100	Retirement-Employer Normal Cost	376	159	0	0
61101	Retirement - Employer Unfunded	2,274	0	0	0
61102	Retirement- Employer Unfunded- Miscellaneous	0	975	0	0
61120	Medicare Insurance	180	56	0	0
61130	Health Insurance	2,842	811	0	0
61180	Worker Compensation Insurance	1,217	0	0	0
	SUBTOTAL SALARIES & BENEFITS	19,092	5,906	0	0
62500	Rent Payments	709	516	0	0
	SUBTOTAL CONTRACTUALS	709	516	0	0
65400	Indirect Costs	1,362	415	0	0
	SUBTOTAL FIXED CHARGES	1,362	415	0	0
	TOTAL	21,164	6,837	0	0

ORANGE COUNTY SSA GRANTS

COMMUNITY DEVELOPMENT		ACCOUNTING UNIT			
OC GRANT REVENUE		12418002			
Account Code	LINE ITEM RESOURCES	ACTUAL FY 19-20	ACTUAL FY 20-21	ADOPTED FY 21-22	PROPOSED FY 22-23
52001	Federal Grant-Indirect	687,602	590,288	838,970	842,860
58000	Earning On Investments	0	1,422	0	0
59011	Reserve Appropriation	0	0	0	1,677,930
	SUBTOTAL REVENUES	687,602	591,710	838,970	2,520,790
	TOTAL	687,602	591,710	838,970	2,520,790

ORANGE COUNTY SSA GRANTS

COMMUNITY DEVELOPMENT		ACCOUNTING UNIT			
SSA VT WEX		12418737			
Account Code	LINE ITEM RESOURCES	ACTUAL FY 19-20	ACTUAL FY 20-21	ADOPTED FY 21-22	PROPOSED FY 22-23
61000	Salaries Regular	157,386	170,809	178,170	180,250
61020	Salaries Part-Time	0	471	0	1,030
61030	Salaries Participant	100,167	55,567	206,640	206,640
61040	Salaries Overtime	74	63	0	0
61100	Retirement-Employer Normal Cost	4,442	6,916	6,900	5,830
61101	Retirement - Employer Unfunded	29,109	0	0	0
61102	Retirement- Employer Unfunded- Miscellaneous	0	34,988	39,720	18,430
61110	Part-Time Retirement	3,756	2,102	10,000	7,790
61120	Medicare Insurance	3,490	3,141	7,570	5,610
61130	Health Insurance	40,064	41,546	43,150	29,520
61180	Worker Compensation Insurance	21,037	12,631	38,310	43,180
	SUBTOTAL SALARIES & BENEFITS	359,524	328,233	530,460	498,280
62010	Communications	1,050	935	1,080	1,100
62300	Contract Services-Professional	22	0	0	11,360
62500	Rent Payments	18,722	16,735	21,700	23,540
	SUBTOTAL CONTRACTUALS	19,794	17,670	22,780	36,000
63001	Miscellaneous Operating Expenses	668	426	700	720
63300	Gas & Diesel	10	0	150	150
	SUBTOTAL COMMODITIES	678	426	850	870
65010	Rental City Equipment	223	0	750	950
65012	Accident Repair & Replacement	7	0	100	0
65040	IT Maintenance Charge	7,013	12,845	11,860	11,490
65100	Insurance Charges	18,130	9,148	11,060	12,720
65105	Benefits Overhead	0	403	650	1,870
65210	Delivery Charges	794	672	850	0
65400	Indirect Costs	17,564	18,207	21,520	27,050
	SUBTOTAL FIXED CHARGES	43,732	41,275	46,790	54,080
68001	POB Misc Xfer to Fund 406	0	0	0	10,650
	SUBTOTAL TRANSFERS	0	0	0	10,650
69011	Reserve Appropriation	0	0	0	1,677,930
69138	Payment-Training Portion	169,375	165,004	238,090	239,090
	SUBTOTAL MISCELLANEOUS	169,375	165,004	238,090	1,917,020
	TOTAL	593,102	552,607	838,970	2,516,900

ORANGE COUNTY SSA GRANTS

COMMUNITY DEVELOPMENT		ACCOUNTING UNIT			
OC WIOA		12418750			
Account Code	LINE ITEM RESOURCES	ACTUAL FY 19-20	ACTUAL FY 20-21	ADOPTED FY 21-22	PROPOSED FY 22-23
61000	Salaries Regular	18,290	11,954	0	2,990
61100	Retirement-Employer Normal Cost	523	459	0	90
61101	Retirement - Employer Unfunded	6,131	0	0	0
61102	Retirement- Employer Unfunded- Miscellaneous	0	1,326	0	0
61120	Medicare Insurance	250	158	0	40
61130	Health Insurance	3,036	1,766	0	470
61180	Worker Compensation Insurance	961	0	0	0
	SUBTOTAL SALARIES & BENEFITS	29,191	15,664	0	3,590
62120	Training, Transportation, Meetings	0	244	0	0
62500	Rent Payments	699	1,582	0	0
	SUBTOTAL CONTRACTUALS	699	1,826	0	0
63001	Miscellaneous Operating Expenses	3	1	0	0
	SUBTOTAL COMMODITIES	3	1	0	0
65210	Delivery Charges	30	0	0	0
65400	Indirect Costs	1,821	1,194	0	300
	SUBTOTAL FIXED CHARGES	1,851	1,194	0	300
	TOTAL	31,745	18,686	0	3,890

ORANGE COUNTY SSA GRANTS

COMMUNITY DEVELOPMENT		ACCOUNTING UNIT			
RSCCD Grant		12418751			
Account Code	LINE ITEM RESOURCES	ACTUAL FY 19-20	ACTUAL FY 20-21	ADOPTED FY 21-22	PROPOSED FY 22-23
61000	Salaries Regular	32,559	7,151	0	0
61100	Retirement-Employer Normal Cost	995	292	0	0
61101	Retirement - Employer Unfunded	6,019	0	0	0
61102	Retirement- Employer Unfunded- Miscellaneous	0	157	0	0
61120	Medicare Insurance	501	106	0	0
61130	Health Insurance	1,172	246	0	0
61180	Worker Compensation Insurance	3,182	0	0	0
	SUBTOTAL SALARIES & BENEFITS	44,428	7,952	0	0
62500	Rent Payments	3,160	243	0	0
	SUBTOTAL CONTRACTUALS	3,160	243	0	0
65400	Indirect Costs	3,634	760	0	0
	SUBTOTAL FIXED CHARGES	3,634	760	0	0
	TOTAL	51,221	8,955	0	0

**HOME PROGRAM FEDERAL GRANT
DEPARTMENT RESOURCE SUMMARY**

COMMUNITY DEVELOPMENT

ACTIVITIES		ACTUAL FY 19-20	ACTUAL FY 20-21	ADOPTED FY 21-22	PROPOSED FY 22-23
REVENUES					
52000	Federal Grant-Direct	422,997	180,609	5,209,650	1,706,230
56900	Principal Repayment	402,254	277,997	150,000	345,000
56901	Interest Repayments	94,639	73,784	100,000	235,570
57990	Miscellaneous Income	270	0	0	600
58000	Earning On Investments	11,732	8,310	6,500	7,000
	TOTAL REVENUES	931,893	540,699	5,466,150	2,294,400
EXPENDITURES					
13018780	FEDERAL GRANT - HOME PROGRAM	426,822	201,662	5,466,150	2,294,400
	TOTAL EXPENDITURES	426,822	201,662	5,466,150	2,294,400
OPERATING EXPENSES		ACTUAL FY 19-20	ACTUAL FY 20-21	ADOPTED FY 21-22	PROPOSED FY 22-23
61000	SALARIES & BENEFITS	232,586	129,861	284,460	218,340
62000	CONTRACTUALS	28,030	14,929	43,970	73,730
63000	COMMODITIES	1,772	1,392	2,250	2,350
65000	FIXED CHARGES	40,051	32,009	52,270	46,640
68000	TRANSFERS	0	0	0	9,610
69000	MISCELLANEOUS	124,383	23,471	5,083,200	1,943,730
	TOTAL	426,822	201,662	5,466,150	2,294,400

HOME PROGRAM FEDERAL GRANT

COMMUNITY DEVELOPMENT		ACCOUNTING UNIT			
FEDERAL GRANT - HOME PROGRAM		13018002			
Account Code	LINE ITEM RESOURCES	ACTUAL FY 19-20	ACTUAL FY 20-21	ADOPTED FY 21-22	PROPOSED FY 22-23
52000	Federal Grant-Direct	422,997	180,609	5,209,650	1,706,230
56900	Principal Repayment	402,254	277,997	150,000	345,000
56901	Interest Repayments	94,639	73,784	100,000	235,570
57990	Miscellaneous Income	270	0	0	600
58000	Earning On Investments	11,732	8,310	6,500	7,000
	SUBTOTAL REVENUES	931,893	540,699	5,466,150	2,294,400
	TOTAL	931,893	540,699	5,466,150	2,294,400

HOME PROGRAM FEDERAL GRANT

COMMUNITY DEVELOPMENT		ACCOUNTING UNIT			
FEDERAL GRANT - HOME PROGRAM		13018780			
Account Code	LINE ITEM RESOURCES	ACTUAL FY 19-20	ACTUAL FY 20-21	ADOPTED FY 21-22	PROPOSED FY 22-23
61000	Salaries Regular	133,733	72,802	180,920	154,180
61010	Salaries Cash Out/Separation	1,605	2,386	0	0
61040	Salaries Overtime	1,810	0	2,000	500
61100	Retirement-Employer Normal Cost	8,326	6,234	14,140	10,590
61101	Retirement - Employer Unfunded	50,347	0	0	0
61102	Retirement- Employer Unfunded- Miscellaneous	0	31,538	47,400	16,610
61120	Medicare Insurance	1,940	969	2,620	2,240
61130	Health Insurance	21,265	8,683	26,150	29,590
61170	Retiree Health Benefits	0	0	80	90
61180	Worker Compensation Insurance	13,560	7,250	11,150	4,540
	SUBTOTAL SALARIES & BENEFITS	232,586	129,861	284,460	218,340
62010	Communications	736	1,071	1,080	1,250
62012	Cellular Phone Charges	0	0	0	500
62120	Training, Transportation, Meetings	133	0	3,000	5,080
62140	Membership, Subscription & Dues	806	966	1,040	1,600
62200	Advertising	3,267	7,782	1,250	5,500
62300	Contract Services-Professional	17,067	4,608	30,400	56,100
62302	Contracted Vendor Personnel Services	5,304	173	5,900	2,900
62400	Auditor Fee	548	190	1,100	550
62600	Parking Validation	20	99	100	150
62700	Auto Expense	150	40	100	100
	SUBTOTAL CONTRACTUALS	28,030	14,929	43,970	73,730
63001	Miscellaneous Operating Expenses	1,692	1,392	1,850	2,350
63300	Gas & Diesel	80	0	400	0
	SUBTOTAL COMMODITIES	1,772	1,392	2,250	2,350
65000	Building Rental	7,600	7,600	5,780	7,030
65010	Rental City Equipment	2,320	0	0	0
65012	Accident Repair & Replacement	71	0	70	0
65040	IT Maintenance Charge	8,132	8,130	11,230	10,320
65100	Insurance Charges	6,490	7,880	12,240	5,410
65105	Benefits Overhead	0	350	490	800
65210	Delivery Charges	311	310	310	0
65400	Indirect Costs	15,127	7,739	22,150	23,080
	SUBTOTAL FIXED CHARGES	40,051	32,009	52,270	46,640
68001	POB Misc Xfer to Fund 406	0	0	0	9,610
	SUBTOTAL TRANSFERS	0	0	0	9,610
69011	Reserve Appropriation	0	0	0	1,943,730
69151	Resident Rehabilitation Loan	0	23,471	72,000	0
69152	Loans & Grants	124,383	0	5,011,200	0
	SUBTOTAL MISCELLANEOUS	124,383	23,471	5,083,200	1,943,730
	TOTAL	426,822	201,662	5,466,150	2,294,400

**HOUSING AUTHORITY-ISSUER FEE
DEPARTMENT RESOURCE SUMMARY**

COMMUNITY DEVELOPMENT

ACTIVITIES		ACTUAL FY 19-20	ACTUAL FY 20-21	ADOPTED FY 21-22	PROPOSED FY 22-23
REVENUES					
57893	Issuer Fees/Settlement	46,461	43,161	50,000	45,000
58000	Earning On Investments	50,215	23,082	35,000	25,000
	TOTAL REVENUES	96,677	66,243	85,000	70,000
EXPENDITURES					
13318780	HOUSING AUTHORITY-ISSUER FEE	42,884	42,442	87,450	130,090
	TOTAL EXPENDITURES	42,884	42,442	87,450	130,090
OPERATING EXPENSES		ACTUAL FY 19-20	ACTUAL FY 20-21	ADOPTED FY 21-22	PROPOSED FY 22-23
61000	SALARIES & BENEFITS	29,386	26,108	72,390	107,510
62000	CONTRACTUALS	849	822	500	1,230
63000	COMMODITIES	227	59	1,380	1,000
65000	FIXED CHARGES	12,422	15,453	13,180	19,050
68000	TRANSFERS	0	0	0	1,300
	TOTAL	42,884	42,442	87,450	130,090

HOUSING AUTHORITY-ISSUER FEE

COMMUNITY DEVELOPMENT		ACCOUNTING UNIT			
HOUSING AUTHORITY-ISSUER FEE		13318002			
Account Code	LINE ITEM RESOURCES	ACTUAL FY 19-20	ACTUAL FY 20-21	ADOPTED FY 21-22	PROPOSED FY 22-23
57893	Issuer Fees/Settlement	46,461	43,161	50,000	45,000
58000	Earning On Investments	50,215	23,082	35,000	25,000
	SUBTOTAL REVENUES	96,677	66,243	85,000	70,000
	TOTAL	96,677	66,243	85,000	70,000

HOUSING AUTHORITY-ISSUER FEE

COMMUNITY DEVELOPMENT		ACCOUNTING UNIT			
HOUSING AUTHORITY-ISSUER FEE		13318780			
Account Code	LINE ITEM RESOURCES	ACTUAL FY 19-20	ACTUAL FY 20-21	ADOPTED FY 21-22	PROPOSED FY 22-23
61000	Salaries Regular	16,419	13,463	54,060	83,210
61020	Salaries Part-Time	1,274	0	0	0
61100	Retirement-Employer Normal Cost	1,026	848	3,110	2,920
61101	Retirement - Employer Unfunded	6,204	0	0	0
61102	Retirement- Employer Unfunded- Miscellaneous	0	4,292	2,520	2,260
61120	Medicare Insurance	256	193	780	1,200
61130	Health Insurance	2,442	2,111	9,660	16,540
61170	Retiree Health Benefits	0	0	330	540
61180	Worker Compensation Insurance	1,765	5,200	1,930	840
	SUBTOTAL SALARIES & BENEFITS	29,386	26,108	72,390	107,510
62010	Communications	509	142	0	510
62300	Contract Services-Professional	340	680	500	720
	SUBTOTAL CONTRACTUALS	849	822	500	1,230
63001	Miscellaneous Operating Expenses	227	59	1,380	1,000
	SUBTOTAL COMMODITIES	227	59	1,380	1,000
65000	Building Rental	3,400	3,400	2,590	3,150
65040	IT Maintenance Charge	4,939	4,940	1,730	2,340
65100	Insurance Charges	2,010	5,650	2,120	1,000
65105	Benefits Overhead	0	250	110	150
65210	Delivery Charges	99	100	100	0
65400	Indirect Costs	1,975	1,113	6,530	12,410
	SUBTOTAL FIXED CHARGES	12,422	15,453	13,180	19,050
68001	POB Misc Xfer to Fund 406	0	0	0	1,300
	SUBTOTAL TRANSFERS	0	0	0	1,300
	TOTAL	42,884	42,442	87,450	130,090

**UDAG REPAYMENT FUND
DEPARTMENT RESOURCE SUMMARY**

COMMUNITY DEVELOPMENT

ACTIVITIES	ACTUAL FY 19-20	ACTUAL FY 20-21	ADOPTED FY 21-22	PROPOSED FY 22-23
REVENUES				
58000 Earning On Investments	5	0	0	0
TOTAL REVENUES	5	0	0	0
EXPENDITURES				
13418740 COMMUNITY DEVELOPMENT ADMINIST	22,881	0	0	0
TOTAL EXPENDITURES	22,881	0	0	0
OPERATING EXPENSES	ACTUAL FY 19-20	ACTUAL FY 20-21	ADOPTED FY 21-22	PROPOSED FY 22-23
68000 TRANSFERS	22,881	0	0	0
TOTAL	22,881	0	0	0

UDAG REPAYMENT FUND

COMMUNITY DEVELOPMENT

ACCOUNTING UNIT

COMMUNITY DEVELOPMENT ADM RE

13418002

Account Code	LINE ITEM RESOURCES	ACTUAL FY 19-20	ACTUAL FY 20-21	ADOPTED FY 21-22	PROPOSED FY 22-23
58000	Earning On Investments	5	0	0	0
	SUBTOTAL REVENUES	5	0	0	0
	TOTAL	5	0	0	0

UDAG REPAYMENT FUND

COMMUNITY DEVELOPMENT

ACCOUNTING UNIT

COMMUNITY DEVELOPMENT ADMINIST

13418740

Account Code	LINE ITEM RESOURCES	ACTUAL FY 19-20	ACTUAL FY 20-21	ADOPTED FY 21-22	PROPOSED FY 22-23
68000	Transfer to Fund 135	22,881	0	0	0
	SUBTOTAL TRANSFERS	22,881	0	0	0
	TOTAL	22,881	0	0	0

**COMMUNITY DEV BLOCK GRANT
DEPARTMENT RESOURCE SUMMARY**

COMMUNITY DEVELOPMENT

ACTIVITIES		ACTUAL FY 19-20	ACTUAL FY 20-21	ADOPTED FY 21-22	PROPOSED FY 22-23
REVENUES					
52000	Federal Grant-Direct	8,126,853	7,625,069	6,047,870	6,129,790
52008	Federal Grant-Direct COVID	0	4,767,484	3,339,890	170,890
52010	Federal Grant-Direct COVID ESG-CV	0	3,095,796	10,226,190	63,550
53307	Youth Field Usage Fee	8,771	6,464	6,000	15,000
53316	Leisure Classes	7,229	(225)	6,000	6,500
56900	Principal Repayment	20,967	167,064	75,000	25,000
56901	Interest Repayments	11,850	20,577	15,000	15,000
57960	Rental Of Property	146,300	145,200	145,200	145,200
57972	Sale of Equipment	0	61,322	0	0
57990	Miscellaneous Income	270	280	0	280
59000-134	Transfer From Fund 134	22,881	0	0	0
	TOTAL REVENUES	8,345,120	15,889,031	19,861,150	6,571,210
EXPENDITURES					
13518780	COMMUNITY DEVELOPMENT ADMINISTRATION	1,084,130	816,349	1,117,740	1,335,110
13518782	COMMUNITY DEVELOPMENT-HOUSING	101,000	1,998,342	480,000	740,000
13518783	CDBG PROGRAMS	6,899,134	4,696,488	4,608,180	3,772,510
13518785	HUD-EMERGENCY SOLUTIONS GRANT	455,089	452,850	489,150	489,150
13518788	CDBG-CV	845,751	4,508,225	2,939,890	170,890
13518789	ESG-CV	10,590	3,560,234	10,226,190	63,550
	TOTAL EXPENDITURES	9,395,694	16,032,489	19,861,150	6,571,210
OPERATING EXPENSES		ACTUAL FY 19-20	ACTUAL FY 20-21	ADOPTED FY 21-22	PROPOSED FY 22-23
61000	SALARIES & BENEFITS	1,387,858	1,788,973	2,055,690	1,575,940
62000	CONTRACTUALS	204,458	224,366	300,890	264,170
63000	COMMODITIES	5,545	20,732	12,730	6,760
65000	FIXED CHARGES	211,825	238,349	267,160	310,440
66000	CAPITAL	5,360,114	3,364,131	2,983,000	0
67000	DEBT SERVICE	0	246,664	0	0
68000	TRANSFERS	0	0	0	107,670
69000	MISCELLANEOUS	2,225,894	10,149,272	14,241,680	4,306,230
	TOTAL	9,395,694	16,032,489	19,861,150	6,571,210

COMMUNITY DEV BLOCK GRANT

COMMUNITY DEVELOPMENT		ACCOUNTING UNIT			
CDBG-CV		13518788			
Account Code	LINE ITEM RESOURCES	ACTUAL FY 19-20	ACTUAL FY 20-21	ADOPTED FY 21-22	PROPOSED FY 22-23
61000	Salaries Regular	55,500	246,823	282,440	28,890
61020	Salaries Part-Time	5,409	36,972	0	0
61040	Salaries Overtime	0	522	1,000	0
61100	Retirement-Employer Normal Cost	4,387	17,208	15,680	2,290
61101	Retirement - Employer Unfunded	26,528	0	0	0
61102	Retirement- Employer Unfunded- Miscellaneous	0	87,060	104,760	45,860
61110	Part-Time Retirement	0	1,023	0	0
61120	Medicare Insurance	896	4,106	4,080	420
61130	Health Insurance	11,002	44,014	47,820	4,890
61170	Retiree Health Benefits	0	0	410	170
61180	Worker Compensation Insurance	3,114	0	0	17,700
	SUBTOTAL SALARIES & BENEFITS	106,835	437,728	456,190	100,220
62010	Communications	0	547	0	0
62012	Cellular Phone Charges	0	3	0	0
62200	Advertising	5,071	4,638	10,500	0
62300	Contract Services-Professional	62,575	62,537	70,000	0
62400	Auditor Fee	0	1,108	0	0
62500	Rent Payments	0	78	0	0
	SUBTOTAL CONTRACTUALS	67,646	68,911	80,500	0
63001	Miscellaneous Operating Expenses	0	3,722	4,260	0
63300	Gas & Diesel	0	0	0	0
	SUBTOTAL COMMODITIES	0	3,722	4,260	0
65010	Rental City Equipment	29	0	0	0
65012	Accident Repair & Replacement	1	0	0	0
65040	IT Maintenance Charge	0	0	0	15,670
65100	Insurance Charges	0	0	0	21,080
65105	Benefits Overhead	0	0	0	3,100
65400	Indirect Costs	6,797	30,223	33,940	4,310
	SUBTOTAL FIXED CHARGES	6,827	30,223	33,940	44,160
68001	POB Misc Xfer to Fund 406	0	0	0	26,510
	SUBTOTAL TRANSFERS	0	0	0	26,510
69135	Payment to Subagent	492,803	3,782,996	2,015,000	0
69152	Loans & Grants	171,639	184,644	350,000	0
	SUBTOTAL MISCELLANEOUS	664,442	3,967,640	2,365,000	0
	TOTAL	845,751	4,508,225	2,939,890	170,890

COMMUNITY DEV BLOCK GRANT

COMMUNITY DEVELOPMENT		ACCOUNTING UNIT			
ESG-CV		13518789			
Account Code	LINE ITEM RESOURCES	ACTUAL FY 19-20	ACTUAL FY 20-21	ADOPTED FY 21-22	PROPOSED FY 22-23
61000	Salaries Regular	4,497	88,134	51,440	8,520
61020	Salaries Part-Time	0	8,028	0	0
61040	Salaries Overtime	0	1,306	2,000	0
61100	Retirement-Employer Normal Cost	233	8,168	6,130	960
61101	Retirement - Employer Unfunded	1,409	0	0	0
61102	Retirement- Employer Unfunded- Miscellaneous	0	41,325	32,880	21,770
61110	Part-Time Retirement	0	301	0	0
61120	Medicare Insurance	68	1,379	750	120
61130	Health Insurance	789	14,807	11,990	1,260
61170	Retiree Health Benefits	0	0	170	90
61180	Worker Compensation Insurance	201	0	0	6,000
	SUBTOTAL SALARIES & BENEFITS	7,197	163,449	105,360	38,720
62010	Communications	0	288	0	0
62200	Advertising	2,596	703	6,000	0
62300	Contract Services-Professional	0	25,002	7,000	0
62400	Auditor Fee	0	2	0	0
	SUBTOTAL CONTRACTUALS	2,596	25,995	13,000	0
63001	Miscellaneous Operating Expenses	295	11,169	1,500	0
	SUBTOTAL COMMODITIES	295	11,169	1,500	0
65040	IT Maintenance Charge	0	0	0	2,790
65100	Insurance Charges	0	0	0	7,140
65105	Benefits Overhead	0	0	0	1,050
65400	Indirect Costs	502	10,361	6,330	1,270
	SUBTOTAL FIXED CHARGES	502	10,361	6,330	12,250
67200	Principal-Leases	0	138,374	0	0
67210	Interest-Leases	0	108,290	0	0
	SUBTOTAL DEBT SERVICE	0	246,664	0	0
68001	POB Misc Xfer to Fund 406	0	0	0	12,580
	SUBTOTAL TRANSFERS	0	0	0	12,580
69135	Payment to Subagent	0	3,102,596	10,100,000	0
	SUBTOTAL MISCELLANEOUS	0	3,102,596	10,100,000	0
	TOTAL	10,590	3,560,234	10,226,190	63,550

COMMUNITY DEV BLOCK GRANT

COMMUNITY DEVELOPMENT		ACCOUNTING UNIT			
COMMUNITY DEVELOPMENT ADMINISTRATION		13518002			
Account Code	LINE ITEM RESOURCES	ACTUAL FY 19-20	ACTUAL FY 20-21	ADOPTED FY 21-22	PROPOSED FY 22-23
52000	Federal Grant-Direct	8,126,853	7,625,069	6,047,870	6,129,790
52008	Federal Grant-Direct COVID	0	4,767,484	3,339,890	170,890
52010	Federal Grant-Direct COVID ESG-CV	0	3,095,796	10,226,190	63,550
53307	Youth Field Usage Fee	8,771	6,464	6,000	15,000
53316	Leisure Classes	7,229	(225)	6,000	6,500
56900	Principal Repayment	20,967	167,064	75,000	25,000
56901	Interest Repayments	11,850	20,577	15,000	15,000
57960	Rental Of Property	146,300	145,200	145,200	145,200
57972	Sale of Equipment	0	61,322	0	0
57990	Miscellaneous Income	270	280	0	280
59000	Transfer From Fund 134	22,881	0	0	0
	SUBTOTAL REVENUES	8,345,120	15,889,031	19,861,150	6,571,210
	TOTAL	8,345,120	15,889,031	19,861,150	6,571,210

COMMUNITY DEV BLOCK GRANT

COMMUNITY DEVELOPMENT		ACCOUNTING UNIT			
COMMUNITY DEVELOPMENT ADMINISTRATION		13518780			
Account Code	LINE ITEM RESOURCES	ACTUAL FY 19-20	ACTUAL FY 20-21	ADOPTED FY 21-22	PROPOSED FY 22-23
61000	Salaries Regular	448,492	299,421	452,230	501,120
61010	Salaries Cash Out/Separation	25	17	0	0
61020	Salaries Part-Time	26,223	10,174	0	0
61040	Salaries Overtime	4,363	7,227	6,000	7,500
61100	Retirement-Employer Normal Cost	21,050	14,766	27,340	23,390
61101	Retirement - Employer Unfunded	127,289	0	0	0
61102	Retirement- Employer Unfunded- Miscellaneous	0	74,704	101,880	39,350
61110	Part-Time Retirement	0	382	0	0
61120	Medicare Insurance	6,753	4,459	6,230	7,240
61130	Health Insurance	87,639	54,709	88,020	107,610
61170	Retiree Health Benefits	0	0	210	550
61180	Worker Compensation Insurance	47,756	34,340	28,990	19,310
	SUBTOTAL SALARIES & BENEFITS	769,590	500,200	710,900	706,070
62010	Communications	2,820	2,759	1,600	2,850
62012	Cellular Phone Charges	1	3	0	30
62120	Training, Transportation, Meetings	3,369	250	5,000	7,500
62140	Membership, Subscription & Dues	2,116	3,016	3,010	3,250
62200	Advertising	16,916	20,038	18,000	21,000
62300	Contract Services-Professional	78,247	79,458	162,960	212,170
62302	Contracted Vendor Personnel Services	8,607	6,985	9,000	7,500
62400	Auditor Fee	1,665	10,593	2,500	0
62600	Parking Validation	0	1,528	400	1,750
62700	Auto Expense	390	40	300	0
	SUBTOTAL CONTRACTUALS	114,131	124,670	202,770	256,050
63001	Miscellaneous Operating Expenses	4,596	5,821	5,300	6,130
63300	Gas & Diesel	70	0	250	0
	SUBTOTAL COMMODITIES	4,666	5,821	5,550	6,130
65000	Building Rental	26,500	26,500	20,180	24,540
65010	Rental City Equipment	2,883	0	0	0
65012	Accident Repair & Replacement	83	0	80	0
65040	IT Maintenance Charge	25,300	25,300	28,210	24,150
65100	Insurance Charges	26,270	37,360	31,830	23,000
65105	Benefits Overhead	0	1,660	1,710	3,390
65210	Delivery Charges	1,242	1,160	1,160	0
65400	Indirect Costs	53,465	33,678	55,350	75,890
	SUBTOTAL FIXED CHARGES	135,743	125,658	138,520	150,970
68001	POB Misc Xfer to Fund 406	0	0	0	22,750
	SUBTOTAL TRANSFERS	0	0	0	22,750
69011	Reserve Appropriation	0	0	0	133,140
69135	Payment to Subagent	60,000	60,000	60,000	60,000
	SUBTOTAL MISCELLANEOUS	60,000	60,000	60,000	193,140
	TOTAL	1,084,130	816,349	1,117,740	1,335,110

COMMUNITY DEV BLOCK GRANT

COMMUNITY DEVELOPMENT		ACCOUNTING UNIT			
COMMUNITY DEVELOPMENT-HOUSING		13518782			
Account Code	LINE ITEM RESOURCES	ACTUAL FY 19-20	ACTUAL FY 20-21	ADOPTED FY 21-22	PROPOSED FY 22-23
69135	Payment to Subagent	0	0	0	480,000
69151	Resident Rehabilitation Loan	0	0	186,200	0
69152	Loans & Grants	101,000	1,998,342	293,800	260,000
	SUBTOTAL MISCELLANEOUS	101,000	1,998,342	480,000	740,000
	TOTAL	101,000	1,998,342	480,000	740,000

COMMUNITY DEV BLOCK GRANT

COMMUNITY DEVELOPMENT		ACCOUNTING UNIT			
CDBG PROGRAMS		13518783			
Account Code	LINE ITEM RESOURCES	ACTUAL FY 19-20	ACTUAL FY 20-21	ADOPTED FY 21-22	PROPOSED FY 22-23
61000	Salaries Regular	234,918	350,981	430,000	412,000
61020	Salaries Part-Time	13,509	968	0	0
61040	Salaries Overtime	0	294	0	0
61100	Retirement-Employer Normal Cost	17,109	28,284	51,200	46,270
61101	Retirement - Employer Unfunded	103,460	0	0	0
61102	Retirement- Employer Unfunded- Miscellaneous	0	143,090	88,320	75,380
61110	Part-Time Retirement	516	37	0	0
61120	Medicare Insurance	3,103	5,167	5,300	5,980
61130	Health Insurance	46,977	58,894	122,000	103,000
61180	Worker Compensation Insurance	23,982	21,290	22,830	21,960
	SUBTOTAL SALARIES & BENEFITS	443,574	609,005	719,650	664,590
62300	Contract Services-Professional	15,681	0	0	0
	SUBTOTAL CONTRACTUALS	15,681	0	0	0
65100	Insurance Charges	29,058	23,160	25,060	26,140
65105	Benefits Overhead	0	1,030	1,910	3,850
65210	Delivery Charges	1,379	1,380	1,380	0
65400	Indirect Costs	27,725	37,443	52,000	61,850
	SUBTOTAL FIXED CHARGES	58,162	63,013	80,350	91,840
66200	Buildings & Building Improvements	288,841	349,579	0	0
66220	Improvements Other Than Building	5,071,273	3,014,553	2,983,000	0
	SUBTOTAL CAPITAL	5,360,114	3,364,131	2,983,000	0
68001	POB Misc Xfer to Fund 406	0	0	0	43,570
	SUBTOTAL TRANSFERS	0	0	0	43,570
69011	Reserve Appropriation	0	0	0	2,027,510
69135	Payment to Subagent	807,311	660,338	825,180	845,000
69152	Loans & Grants	214,292	0	0	100,000
	SUBTOTAL MISCELLANEOUS	1,021,604	660,338	825,180	2,972,510
	TOTAL	6,899,134	4,696,488	4,608,180	3,772,510

COMMUNITY DEV BLOCK GRANT

COMMUNITY DEVELOPMENT		ACCOUNTING UNIT			
HUD-EMERGENCY SOLUTIONS GRANT		13518785			
Account Code	LINE ITEM RESOURCES	ACTUAL FY 19-20	ACTUAL FY 20-21	ADOPTED FY 21-22	PROPOSED FY 22-23
61000	Salaries Regular	832	16,693	8,620	11,870
61010	Salaries Cash Out/Separation	4	0	0	0
61020	Salaries Part-Time	9,580	0	0	0
61040	Salaries Overtime	40,614	48,251	46,280	45,140
61100	Retirement-Employer Normal Cost	375	1,462	1,030	1,330
61101	Retirement - Employer Unfunded	2,270	0	0	0
61102	Retirement- Employer Unfunded- Miscellaneous	0	7,399	4,680	3,900
61120	Medicare Insurance	141	237	130	170
61130	Health Insurance	1,762	3,528	2,370	2,890
61180	Worker Compensation Insurance	5,083	1,020	480	1,040
	SUBTOTAL SALARIES & BENEFITS	60,661	78,591	63,590	66,340
62010	Communications	17	15	0	30
62120	Training, Transportation, Meetings	2,106	0	200	2,810
62200	Advertising	412	277	500	430
62300	Contract Services-Professional	1,269	4,147	3,050	4,250
62302	Contracted Vendor Personnel Services	255	118	500	330
62400	Auditor Fee	276	205	300	240
62600	Parking Validation	0	29	0	30
62700	Auto Expense	70	0	70	0
	SUBTOTAL CONTRACTUALS	4,404	4,791	4,620	8,120
63001	Miscellaneous Operating Expenses	584	20	1,420	630
	SUBTOTAL COMMODITIES	584	20	1,420	630
65000	Building Rental	800	800	600	730
65040	IT Maintenance Charge	0	0	0	560
65100	Insurance Charges	3,894	1,110	530	1,240
65105	Benefits Overhead	0	50	20	180
65210	Delivery Charges	202	230	230	0
65400	Indirect Costs	5,695	6,904	6,640	8,510
	SUBTOTAL FIXED CHARGES	10,591	9,094	8,020	11,220
68001	POB Misc Xfer to Fund 406	0	0	0	2,260
	SUBTOTAL TRANSFERS	0	0	0	2,260
69135	Payment to Subagent	378,849	360,355	411,500	400,580
	SUBTOTAL MISCELLANEOUS	378,849	360,355	411,500	400,580
	TOTAL	455,089	452,850	489,150	489,150

**HOUSING AUTHORITY-VOUCHER HAP
DEPARTMENT RESOURCE SUMMARY**

COMMUNITY DEVELOPMENT

ACTIVITIES		ACTUAL FY 19-20	ACTUAL FY 20-21	ADOPTED FY 21-22	PROPOSED FY 22-23
REVENUES					
52000	Federal Grant-Direct	33,279,505	32,966,386	38,000,000	40,438,540
52006	Foster Youth Independence TPV	213,296	192,718	600,000	850,000
52007	Veterans Affairs Supportive Housing	446,032	401,235	1,500,000	0
57890	Fraud Recovery-HUD	5,204	6,369	5,000	5,000
57894	FSS Terminated Received	81,288	21,356	30,000	21,000
	TOTAL REVENUES	34,025,325	33,588,064	40,135,000	41,314,540
EXPENDITURES					
13618760	HOUSING AUTHORITY-VOUCHER HAP	32,606,804	35,170,722	40,135,000	41,314,540
	TOTAL EXPENDITURES	32,606,804	35,170,722	40,135,000	41,314,540
OPERATING EXPENSES		ACTUAL FY 19-20	ACTUAL FY 20-21	ADOPTED FY 21-22	PROPOSED FY 22-23
69000	MISCELLANEOUS	32,606,804	35,170,722	40,135,000	41,314,540
	TOTAL	32,606,804	35,170,722	40,135,000	41,314,540

HOUSING AUTHORITY-VOUCHER HAP

COMMUNITY DEVELOPMENT		ACCOUNTING UNIT			
HOUSING AUTHORITY-VOUCHER HAP		13618002			
Account Code	LINE ITEM RESOURCES	ACTUAL FY 19-20	ACTUAL FY 20-21	ADOPTED FY 21-22	PROPOSED FY 22-23
52000	Federal Grant-Direct	33,279,505	32,966,386	38,000,000	40,438,540
52006	Foster Youth Independence TPV	213,296	192,718	600,000	850,000
52007	Veterans Affairs Supportive Housing	446,032	401,235	1,500,000	0
57890	Fraud Recovery-HUD	5,204	6,369	5,000	5,000
57894	FSS Terminated Received	81,288	21,356	30,000	21,000
	SUBTOTAL REVENUES	34,025,325	33,588,064	40,135,000	41,314,540
	TOTAL	34,025,325	33,588,064	40,135,000	41,314,540

HOUSING AUTHORITY-VOUCHER HAP

COMMUNITY DEVELOPMENT		ACCOUNTING UNIT			
HOUSING AUTHORITY-VOUCHER HAP		13618760			
Account Code	LINE ITEM RESOURCES	ACTUAL FY 19-20	ACTUAL FY 20-21	ADOPTED FY 21-22	PROPOSED FY 22-23
69158	Housing Assist Pmt	20,277,643	19,162,218	21,485,000	23,154,540
69159	HAP-FSS Escrow	240,764	217,396	300,000	260,000
69162	Port Out HAP	11,232,052	11,246,233	12,000,000	11,250,000
69169	Foster Youth Independence TPV	167,476	394,401	600,000	850,000
69170	Veterans Affairs Supportive Housing	222,700	2,135,237	3,250,000	2,500,000
69171	Project Based Vouchers	466,169	1,920,133	2,500,000	3,000,000
69172	Tenant Protection Vouchers	0	95,104	0	300,000
	SUBTOTAL MISCELLANEOUS	32,606,804	35,170,722	40,135,000	41,314,540
	TOTAL	32,606,804	35,170,722	40,135,000	41,314,540

**HOUSING AUTHORITY- MAINSTREAM
DEPARTMENT RESOURCE SUMMARY**

COMMUNITY DEVELOPMENT

ACTIVITIES		ACTUAL FY 19-20	ACTUAL FY 20-21	ADOPTED FY 21-22	PROPOSED FY 22-23
REVENUES					
52000	Federal Grant-Direct	2,121,924	2,142,454	2,250,000	2,427,940
	TOTAL REVENUES	2,121,924	2,142,454	2,250,000	2,427,940
EXPENDITURES					
13718760	HOUSING AUTHORITY- NED	2,121,924	2,142,454	2,250,000	2,427,940
	TOTAL EXPENDITURES	2,121,924	2,142,454	2,250,000	2,427,940
OPERATING EXPENSES		ACTUAL FY 19-20	ACTUAL FY 20-21	ADOPTED FY 21-22	PROPOSED FY 22-23
69000	MISCELLANEOUS	2,121,924	2,142,454	2,250,000	2,427,940
	TOTAL	2,121,924	2,142,454	2,250,000	2,427,940

HOUSING AUTHORITY- MAINSTREAM

COMMUNITY DEVELOPMENT		ACCOUNTING UNIT			
HOUSING AUTHORITY- NED		13718002			
Account Code	LINE ITEM RESOURCES	ACTUAL FY 19-20	ACTUAL FY 20-21	ADOPTED FY 21-22	PROPOSED FY 22-23
52000	Federal Grant-Direct	2,121,924	2,142,454	2,250,000	2,427,940
	SUBTOTAL REVENUES	2,121,924	2,142,454	2,250,000	2,427,940
	TOTAL	2,121,924	2,142,454	2,250,000	2,427,940

HOUSING AUTHORITY- MAINSTREAM

COMMUNITY DEVELOPMENT		ACCOUNTING UNIT			
HOUSING AUTHORITY- NED		13718760			
Account Code	LINE ITEM RESOURCES	ACTUAL FY 19-20	ACTUAL FY 20-21	ADOPTED FY 21-22	PROPOSED FY 22-23
69158	Housing Assist Pmt	1,646,509	1,726,443	1,750,000	1,977,940
69162	Port Out HAP	475,415	416,011	500,000	450,000
	SUBTOTAL MISCELLANEOUS	2,121,924	2,142,454	2,250,000	2,427,940
	TOTAL	2,121,924	2,142,454	2,250,000	2,427,940

**HOUSING AUTHORITY-MS 5
DEPARTMENT RESOURCE SUMMARY**

COMMUNITY DEVELOPMENT

ACTIVITIES	ACTUAL FY 19-20	ACTUAL FY 20-21	ADOPTED FY 21-22	PROPOSED FY 22-23
REVENUES				
52000 Federal Grant-Direct	450,341	1,423,626	2,633,500	2,357,600
58000 Earning On Investments	0	0	1,500	0
TOTAL REVENUES	450,341	1,423,626	2,635,000	2,357,600
EXPENDITURES				
13818760 Housing Authority-MS 5	810,054	753,905	2,635,000	2,357,600
TOTAL EXPENDITURES	810,054	753,905	2,635,000	2,357,600
OPERATING EXPENSES	ACTUAL FY 19-20	ACTUAL FY 20-21	ADOPTED FY 21-22	PROPOSED FY 22-23
69000 MISCELLANEOUS	810,054	753,905	2,635,000	2,357,600
TOTAL	810,054	753,905	2,635,000	2,357,600

HOUSING AUTHORITY-MS 5

COMMUNITY DEVELOPMENT HOUSING AUTHORITY-MS 5		ACCOUNTING UNIT 13818002			
Account Code	LINE ITEM RESOURCES	ACTUAL FY 19-20	ACTUAL FY 20-21	ADOPTED FY 21-22	PROPOSED FY 22-23
52000	Federal Grant-Direct	450,341	1,423,626	2,633,500	2,357,600
58000	Earning On Investments	0	0	1,500	0
	SUBTOTAL REVENUES	450,341	1,423,626	2,635,000	2,357,600
	TOTAL	450,341	1,423,626	2,635,000	2,357,600

HOUSING AUTHORITY-MS 5

COMMUNITY DEVELOPMENT

ACCOUNTING UNIT

Housing Authority-MS 5

13818760

Account Code	LINE ITEM RESOURCES	ACTUAL FY 19-20	ACTUAL FY 20-21	ADOPTED FY 21-22	PROPOSED FY 22-23
69158	Housing Assist Pmt	810,054	753,905	2,635,000	2,357,600
	SUBTOTAL MISCELLANEOUS	810,054	753,905	2,635,000	2,357,600
	TOTAL	810,054	753,905	2,635,000	2,357,600

**HOUSING AUTHORITY-NEW CONSTR
DEPARTMENT RESOURCE SUMMARY**

COMMUNITY DEVELOPMENT

ACTIVITIES		ACTUAL FY 19-20	ACTUAL FY 20-21	ADOPTED FY 21-22	PROPOSED FY 22-23
REVENUES					
52000	Federal Grant-Direct	36,825	105,076	225,000	244,730
58000	Earning On Investments	10	20	0	0
	TOTAL REVENUES	36,835	105,096	225,000	244,730
EXPENDITURES					
13918780	ADMIN - Mainstream 5 Vouchers	35,364	7,218	225,000	244,730
	TOTAL EXPENDITURES	35,364	7,218	225,000	244,730
OPERATING EXPENSES		ACTUAL FY 19-20	ACTUAL FY 20-21	ADOPTED FY 21-22	PROPOSED FY 22-23
61000	SALARIES & BENEFITS	29,517	6,315	104,950	206,670
62000	CONTRACTUALS	0	591	1,020	11,000
65000	FIXED CHARGES	5,847	312	13,030	26,830
68000	TRANSFERS	0	0	0	230
69000	MISCELLANEOUS	0	0	106,000	0
	TOTAL	35,364	7,218	225,000	244,730

HOUSING AUTHORITY-NEW CONSTR

COMMUNITY DEVELOPMENT

ACCOUNTING UNIT

HOUSING AUTHORITY - NEW CONSTRUCTION

13918002

Account Code	LINE ITEM RESOURCES	ACTUAL FY 19-20	ACTUAL FY 20-21	ADOPTED FY 21-22	PROPOSED FY 22-23
52000	Federal Grant-Direct	36,825	105,076	225,000	244,730
58000	Earning On Investments	10	20	0	0
	SUBTOTAL REVENUES	36,835	105,096	225,000	244,730
	TOTAL	36,835	105,096	225,000	244,730

HOUSING AUTHORITY-NEW CONSTR

COMMUNITY DEVELOPMENT		ACCOUNTING UNIT			
ADMIN - Mainstream 5 Vouchers		13918780			
Account Code	LINE ITEM RESOURCES	ACTUAL FY 19-20	ACTUAL FY 20-21	ADOPTED FY 21-22	PROPOSED FY 22-23
61000	Salaries Regular	18,459	3,775	66,040	144,240
61010	Salaries Cash Out/Separation	0	584	0	0
61040	Salaries Overtime	0	0	2,500	500
61100	Retirement-Employer Normal Cost	557	154	7,480	14,910
61101	Retirement - Employer Unfunded	3,368	0	0	0
61102	Retirement- Employer Unfunded- Miscellaneous	0	779	480	410
61120	Medicare Insurance	261	71	960	2,090
61130	Health Insurance	5,034	951	24,960	44,280
61180	Worker Compensation Insurance	1,839	0	2,530	240
	SUBTOTAL SALARIES & BENEFITS	29,517	6,315	104,950	206,670
62300	Contract Services-Professional	0	369	1,020	11,000
62400	Auditor Fee	0	222	0	0
	SUBTOTAL CONTRACTUALS	0	591	1,020	11,000
65040	IT Maintenance Charge	2,470	0	2,880	5,860
65100	Insurance Charges	0	0	2,780	280
65105	Benefits Overhead	0	0	190	40
65210	Delivery Charges	60	0	0	0
65400	Indirect Costs	3,317	312	7,180	20,650
	SUBTOTAL FIXED CHARGES	5,847	312	13,030	26,830
68001	POB Misc Xfer to Fund 406	0	0	0	230
	SUBTOTAL TRANSFERS	0	0	0	230
69011	Reserve Appropriation	0	0	106,000	0
	SUBTOTAL MISCELLANEOUS	0	0	106,000	0
	TOTAL	35,364	7,218	225,000	244,730

**HOUSING AUTHORITY-VOUCHER ADM
DEPARTMENT RESOURCE SUMMARY**

COMMUNITY DEVELOPMENT

ACTIVITIES		ACTUAL FY 19-20	ACTUAL FY 20-21	ADOPTED FY 21-22	PROPOSED FY 22-23
REVENUES					
52000	Federal Grant-Direct	3,097,222	3,269,659	3,825,000	4,255,000
52003	HCV - FSS Coordinator	127,992	178,652	152,540	225,180
52004	HCV - Additional Admin Fee	3,445	3,481	4,000	3,200
57000	Expense Reimbursement	53,373	30,499	56,000	25,000
57890	Fraud Recovery-HUD	5,204	6,369	5,000	2,500
58000	Earning On Investments	2,835	349	2,500	0
	TOTAL REVENUES	3,290,071	3,489,009	4,045,040	4,510,880
EXPENDITURES					
14018760	HOUSING AUTHORITY-VOUCHERS ADM	3,015,936	1,987,616	4,045,040	4,510,870
	TOTAL EXPENDITURES	3,015,936	1,987,616	4,045,040	4,510,870
OPERATING EXPENSES		ACTUAL FY 19-20	ACTUAL FY 20-21	ADOPTED FY 21-22	PROPOSED FY 22-23
61000	SALARIES & BENEFITS	1,567,973	741,487	2,094,440	2,026,880
62000	CONTRACTUALS	198,626	207,382	375,510	507,240
63000	COMMODITIES	65,280	32,828	85,700	85,880
65000	FIXED CHARGES	389,634	280,342	362,950	492,340
66000	CAPITAL	0	0	0	20,000
68000	TRANSFERS	0	0	0	91,940
69000	MISCELLANEOUS	794,423	725,577	1,126,440	1,286,590
	TOTAL	3,015,936	1,987,616	4,045,040	4,510,870

HOUSING AUTHORITY-VOUCHER ADM

COMMUNITY DEVELOPMENT		ACCOUNTING UNIT			
HOUSING AUTHORITY-VOUCHERS ADM		14018002			
Account Code	LINE ITEM RESOURCES	ACTUAL FY 19-20	ACTUAL FY 20-21	ADOPTED FY 21-22	PROPOSED FY 22-23
52000	Federal Grant-Direct	3,097,222	3,269,659	3,825,000	4,255,000
52003	HCV - FSS Coordinator	127,992	178,652	152,540	225,180
52004	HCV - Additional Admin Fee	3,445	3,481	4,000	3,200
57000	Expense Reimbursement	53,373	30,499	56,000	25,000
57890	Fraud Recovery-HUD	5,204	6,369	5,000	2,500
58000	Earning On Investments	2,835	349	2,500	0
	SUBTOTAL REVENUES	3,290,071	3,489,009	4,045,040	4,510,880
	TOTAL	3,290,071	3,489,009	4,045,040	4,510,880

HOUSING AUTHORITY-VOUCHER ADM

COMMUNITY DEVELOPMENT		ACCOUNTING UNIT			
HOUSING AUTHORITY-VOUCHERS ADM		14018760			
Account Code	LINE ITEM RESOURCES	ACTUAL FY 19-20	ACTUAL FY 20-21	ADOPTED FY 21-22	PROPOSED FY 22-23
61000	Salaries Regular	865,425	376,733	1,234,380	1,299,070
61010	Salaries Cash Out/Separation	34,184	17,189	0	0
61020	Salaries Part-Time	58,693	16,999	67,420	63,790
61040	Salaries Overtime	8,708	39,130	16,000	10,000
61100	Retirement-Employer Normal Cost	38,717	21,761	92,040	81,320
61101	Retirement - Employer Unfunded	234,123	0	0	0
61102	Retirement- Employer Unfunded- Miscellaneous	0	110,091	318,600	159,040
61110	Part-Time Retirement	1,183	353	1,080	1,000
61120	Medicare Insurance	13,353	5,694	18,680	19,710
61130	Health Insurance	216,324	87,958	273,790	329,110
61170	Retiree Health Benefits	0	0	730	560
61180	Worker Compensation Insurance	97,264	65,580	71,720	63,280
	SUBTOTAL SALARIES & BENEFITS	1,567,973	741,487	2,094,440	2,026,880
62010	Communications	10,624	10,131	14,620	10,500
62012	Cellular Phone Charges	690	918	2,520	2,600
62120	Training, Transportation, Meetings	2,350	0	10,000	12,500
62130	Tuition Reimbursement	0	0	0	1,500
62140	Membership, Subscription & Dues	6,648	539	7,650	6,890
62200	Advertising	3,418	2,466	9,000	12,000
62300	Contract Services-Professional	95,243	117,494	205,370	351,800
62302	Contracted Vendor Personnel Services	36,294	41,854	91,550	59,000
62322	Maintenance & Repair Machinery	2,889	2,976	3,000	3,200
62400	Auditor Fee	33,597	18,247	24,000	34,000
62403	Bank Service Fees	508	5,902	300	6,000
62500	Rent Payments	5,956	6,135	6,500	6,250
62600	Parking Validation	0	411	500	500
62700	Auto Expense	410	310	500	500
	SUBTOTAL CONTRACTUALS	198,626	207,382	375,510	507,240
63001	Miscellaneous Operating Expenses	64,560	32,747	85,200	85,680
63300	Gas & Diesel	720	81	500	200
	SUBTOTAL COMMODITIES	65,280	32,828	85,700	85,880
65000	Building Rental	67,700	67,700	51,560	62,720
65010	Rental City Equipment	8,604	8,580	8,290	10,520
65011	Equipment Replacement Charges	0	5,840	0	0
65012	Accident Repair & Replacement	252	270	300	0
65040	IT Maintenance Charge	82,466	85,120	78,420	83,830
65100	Insurance Charges	60,220	71,340	78,740	75,350
65105	Benefits Overhead	0	3,170	4,770	11,100
65210	Delivery Charges	2,791	2,760	2,760	0
65400	Indirect Costs	167,601	35,562	138,110	248,820
	SUBTOTAL FIXED CHARGES	389,634	280,342	362,950	492,340
66410	Vehicle Purchase	0	0	0	20,000
	SUBTOTAL CAPITAL	0	0	0	20,000
68001	POB Misc Xfer to Fund 406	0	0	0	91,940
	SUBTOTAL TRANSFERS	0	0	0	91,940
69011	Reserve Appropriation	0	0	391,440	486,590

69131	Mobility-Inspection Fee Paid	36,525	2,325	40,000	0
69132	Mobility-Inspection Fee Receiv	0	0	(5,000)	0
69133	Ports Out-Administrative Pay	728,260	696,271	700,000	800,000
69134	Portprop in received HAP/ADM	0	0	(30,000)	(30,000)
69167	Portprop Disbursement	29,638	26,981	30,000	30,000
	SUBTOTAL MISCELLANEOUS	794,423	725,577	1,126,440	1,286,590
	TOTAL	3,015,936	1,987,616	4,045,040	4,510,870

**NSP FEDERAL GRANT
DEPARTMENT RESOURCE SUMMARY**

COMMUNITY DEVELOPMENT

ACTIVITIES		ACTUAL FY 19-20	ACTUAL FY 20-21	ADOPTED FY 21-22	PROPOSED FY 22-23
REVENUES					
56900	Principal Repayment	42,856	103,552	40,000	0
57990	Miscellaneous Income	0	560	0	0
58000	Earning On Investments	22,325	10,699	5,000	0
	TOTAL REVENUES	65,181	114,811	45,000	0
EXPENDITURES					
14218760	NEIGHBORHOOD STABILIZE PRGM 1	15,522	2,235	720,000	0
14218761	ARRA NGHBRHD STABILIZE PRGM 2	5,662	0	346,720	0
14218762	NGHBRHD STABILIZE PRGM 3	4,212	1,967	101,410	0
	TOTAL EXPENDITURES	25,395	4,202	1,168,130	0
OPERATING EXPENSES		ACTUAL FY 19-20	ACTUAL FY 20-21	ADOPTED FY 21-22	PROPOSED FY 22-23
61000	SALARIES & BENEFITS	18,808	2,953	81,340	0
62000	CONTRACTUALS	4,821	16	96,090	0
63000	COMMODITIES	58	39	300	0
65000	FIXED CHARGES	1,708	1,194	14,220	0
69000	MISCELLANEOUS	0	0	976,180	0
	TOTAL	25,395	4,202	1,168,130	0

NSP FEDERAL GRANT

COMMUNITY DEVELOPMENT		ACCOUNTING UNIT			
NEIGHBORHOOD STABILIZATION PGM		14218002			
Account Code	LINE ITEM RESOURCES	ACTUAL FY 19-20	ACTUAL FY 20-21	ADOPTED FY 21-22	PROPOSED FY 22-23
56900	Principal Repayment	42,856	103,552	40,000	0
57990	Miscellaneous Income	0	560	0	0
58000	Earning On Investments	22,325	10,699	5,000	0
	SUBTOTAL REVENUES	65,181	114,811	45,000	0
	TOTAL	65,181	114,811	45,000	0

NSP FEDERAL GRANT

COMMUNITY DEVELOPMENT		ACCOUNTING UNIT			
NEIGHBORHOOD STABILIZE PRGM 1		14218760			
Account Code	LINE ITEM RESOURCES	ACTUAL FY 19-20	ACTUAL FY 20-21	ADOPTED FY 21-22	PROPOSED FY 22-23
61000	Salaries Regular	6,222	625	18,740	0
61010	Salaries Cash Out/Separation	52	0	0	0
61100	Retirement-Employer Normal Cost	477	23	980	0
61101	Retirement - Employer Unfunded	2,882	0	0	0
61102	Retirement- Employer Unfunded- Miscellaneous	0	118	120	0
61120	Medicare Insurance	89	9	120	0
61130	Health Insurance	1,218	91	1,230	0
61170	Retiree Health Benefits	0	0	80	0
61180	Worker Compensation Insurance	619	600	570	0
	SUBTOTAL SALARIES & BENEFITS	11,558	1,466	21,840	0
62010	Communications	10	1	0	0
62140	Membership, Subscription & Dues	0	0	0	0
62200	Advertising	2,159	0	1,500	0
62300	Contract Services-Professional	964	9	23,630	0
62400	Auditor Fee	0	4	0	0
	SUBTOTAL CONTRACTUALS	3,134	13	25,130	0
63001	Miscellaneous Operating Expenses	35	10	100	0
	SUBTOTAL COMMODITIES	35	10	100	0
65100	Insurance Charges	100	660	620	0
65105	Benefits Overhead	0	20	0	0
65400	Indirect Costs	694	66	2,260	0
	SUBTOTAL FIXED CHARGES	794	746	2,880	0
69152	Loans & Grants	0	0	670,050	0
	SUBTOTAL MISCELLANEOUS	0	0	670,050	0
	TOTAL	15,522	2,235	720,000	0

NSP FEDERAL GRANT

COMMUNITY DEVELOPMENT		ACCOUNTING UNIT			
ARRA NGHBRHD STABILIZE PRGM 2		14218761			
Account Code	LINE ITEM RESOURCES	ACTUAL FY 19-20	ACTUAL FY 20-21	ADOPTED FY 21-22	PROPOSED FY 22-23
61000	Salaries Regular	2,647	0	50,000	0
61010	Salaries Cash Out/Separation	2	0	0	0
61100	Retirement-Employer Normal Cost	92	0	0	0
61101	Retirement - Employer Unfunded	557	0	0	0
61120	Medicare Insurance	38	0	0	0
61130	Health Insurance	593	0	0	0
61180	Worker Compensation Insurance	263	0	0	0
	SUBTOTAL SALARIES & BENEFITS	4,193	0	50,000	0
62010	Communications	3	0	0	0
62140	Membership, Subscription & Dues	0	0	0	0
62200	Advertising	607	0	1,500	0
62300	Contract Services-Professional	194	0	64,410	0
62400	Auditor Fee	3	0	0	0
	SUBTOTAL CONTRACTUALS	808	0	65,910	0
63001	Miscellaneous Operating Expenses	9	0	100	0
	SUBTOTAL COMMODITIES	9	0	100	0
65100	Insurance Charges	340	0	0	0
65210	Delivery Charges	17	0	0	0
65400	Indirect Costs	295	0	6,040	0
	SUBTOTAL FIXED CHARGES	653	0	6,040	0
69152	Loans & Grants	0	0	224,670	0
	SUBTOTAL MISCELLANEOUS	0	0	224,670	0
	TOTAL	5,662	0	346,720	0

NSP FEDERAL GRANT

COMMUNITY DEVELOPMENT		ACCOUNTING UNIT			
NGHBRHD STABILIZE PRGM 3		14218762			
Account Code	LINE ITEM RESOURCES	ACTUAL FY 19-20	ACTUAL FY 20-21	ADOPTED FY 21-22	PROPOSED FY 22-23
61000	Salaries Regular	1,799	822	5,000	0
61010	Salaries Cash Out/Separation	37	0	0	0
61100	Retirement-Employer Normal Cost	84	36	0	0
61101	Retirement - Employer Unfunded	505	0	0	0
61102	Retirement- Employer Unfunded- Miscellaneous	0	183	240	0
61120	Medicare Insurance	26	12	0	0
61130	Health Insurance	425	134	0	0
61180	Worker Compensation Insurance	181	300	4,260	0
	SUBTOTAL SALARIES & BENEFITS	3,057	1,487	9,500	0
62010	Communications	3	3	0	0
62140	Membership, Subscription & Dues	0	0	0	0
62200	Advertising	821	0	1,500	0
62300	Contract Services-Professional	55	0	3,550	0
	SUBTOTAL CONTRACTUALS	879	3	5,050	0
63001	Miscellaneous Operating Expenses	15	30	100	0
	SUBTOTAL COMMODITIES	15	30	100	0
65100	Insurance Charges	60	330	4,680	0
65105	Benefits Overhead	0	10	0	0
65210	Delivery Charges	0	20	20	0
65400	Indirect Costs	201	87	600	0
	SUBTOTAL FIXED CHARGES	261	447	5,300	0
69152	Loans & Grants	0	0	81,460	0
	SUBTOTAL MISCELLANEOUS	0	0	81,460	0
	TOTAL	4,212	1,967	101,410	0

**CALHOME MFGD HSG LOAN
DEPARTMENT RESOURCE SUMMARY**

COMMUNITY DEVELOPMENT

ACTIVITIES	ACTUAL FY 19-20	ACTUAL FY 20-21	ADOPTED FY 21-22	PROPOSED FY 22-23
REVENUES				
57990 Miscellaneous Income	0	280	0	0
58000 Earning On Investments	9,318	4,895	0	0
TOTAL REVENUES	9,318	5,175	0	0

CALHOME MFGD HSG LOAN

COMMUNITY DEVELOPMENT		ACCOUNTING UNIT			
CALHOME MFGD HSG LOAN FY03-04		14318002			
Account Code	LINE ITEM RESOURCES	ACTUAL FY 19-20	ACTUAL FY 20-21	ADOPTED FY 21-22	PROPOSED FY 22-23
57990	Miscellaneous Income	0	280	0	0
58000	Earning On Investments	9,318	4,895	0	0
	SUBTOTAL REVENUES	9,318	5,175	0	0
	TOTAL	9,318	5,175	0	0

**PRISON TO EMPLOYMENT PROGRAM
DEPARTMENT RESOURCE SUMMARY**

COMMUNITY DEVELOPMENT

ACTIVITIES		ACTUAL FY 19-20	ACTUAL FY 20-21	ADOPTED FY 21-22	PROPOSED FY 22-23
REVENUES					
52025	State Grants-Direct	0	727,641	2,884,310	0
	TOTAL REVENUES	0	727,641	2,884,310	0
EXPENDITURES					
14418760	PRISON TO EMPLOYMENT PROGRAM	0	1,035,583	2,884,310	0
	TOTAL EXPENDITURES	0	1,035,583	2,884,310	0
OPERATING EXPENSES		ACTUAL FY 19-20	ACTUAL FY 20-21	ADOPTED FY 21-22	PROPOSED FY 22-23
61000	SALARIES & BENEFITS	0	315,613	374,430	0
62000	CONTRACTUALS	0	24,821	49,600	0
63000	COMMODITIES	0	149	1,200	0
65000	FIXED CHARGES	0	23,396	56,490	0
69000	MISCELLANEOUS	0	671,604	2,402,590	0
	TOTAL	0	1,035,583	2,884,310	0

PRISON TO EMPLOYMENT PROGRAM

COMMUNITY DEVELOPMENT

ACCOUNTING UNIT

PRISON TO EMPLOYMENT PROGRAM

14418002

Account Code	LINE ITEM RESOURCES	ACTUAL FY 19-20	ACTUAL FY 20-21	ADOPTED FY 21-22	PROPOSED FY 22-23
52025	State Grants-Direct	0	727,641	2,884,310	0
	SUBTOTAL REVENUES	0	727,641	2,884,310	0
	TOTAL	0	727,641	2,884,310	0

PRISON TO EMPLOYMENT PROGRAM

COMMUNITY DEVELOPMENT		ACCOUNTING UNIT			
PRISON TO EMPLOYMENT PROGRAM		14418760			
Account Code	LINE ITEM RESOURCES	ACTUAL FY 19-20	ACTUAL FY 20-21	ADOPTED FY 21-22	PROPOSED FY 22-23
61000	Salaries Regular	0	215,965	256,910	0
61020	Salaries Part-Time	0	4,135	6,870	0
61030	Salaries Participant	0	5,992	0	0
61100	Retirement-Employer Normal Cost	0	8,978	9,660	0
61102	Retirement- Employer Unfunded- Miscellaneous	0	45,421	47,160	0
61110	Part-Time Retirement	0	380	260	0
61120	Medicare Insurance	0	3,254	3,670	0
61130	Health Insurance	0	27,321	38,350	0
61180	Worker Compensation Insurance	0	4,167	11,550	0
	SUBTOTAL SALARIES & BENEFITS	0	315,613	374,430	0
62010	Communications	0	574	1,100	0
62120	Training, Transportation, Meetings	0	0	1,000	0
62200	Advertising	0	0	1,000	0
62300	Contract Services-Professional	0	0	5,000	0
62500	Rent Payments	0	24,247	41,500	0
	SUBTOTAL CONTRACTUALS	0	24,821	49,600	0
63001	Miscellaneous Operating Expenses	0	149	1,200	0
	SUBTOTAL COMMODITIES	0	149	1,200	0
65040	IT Maintenance Charge	0	0	11,520	0
65100	Insurance Charges	0	0	12,680	0
65105	Benefits Overhead	0	0	430	0
65400	Indirect Costs	0	23,396	31,860	0
	SUBTOTAL FIXED CHARGES	0	23,396	56,490	0
69011	Reserve Appropriation	0	0	438,710	0
69135	Payment to Subagent	0	601,072	1,600,000	0
69138	Payment-Training Portion	0	68,269	343,880	0
69143	Transportation Pass for Partic	0	0	10,000	0
69144	Client Support Services	0	2,263	10,000	0
	SUBTOTAL MISCELLANEOUS	0	671,604	2,402,590	0
	TOTAL	0	1,035,583	2,884,310	0

**RENTAL REHABILITATION GRANT
DEPARTMENT RESOURCE SUMMARY**

COMMUNITY DEVELOPMENT

ACTIVITIES		ACTUAL FY 19-20	ACTUAL FY 20-21	ADOPTED FY 21-22	PROPOSED FY 22-23
REVENUES					
58000	Earning On Investments	7,251	3,319	5,000	0
	TOTAL REVENUES	7,251	3,319	5,000	0
EXPENDITURES					
14518760	RENTAL REHABILITATION GRANT	0	0	398,000	0
	TOTAL EXPENDITURES	0	0	398,000	0
OPERATING EXPENSES		ACTUAL FY 19-20	ACTUAL FY 20-21	ADOPTED FY 21-22	PROPOSED FY 22-23
69000	MISCELLANEOUS	0	0	398,000	0
	TOTAL	0	0	398,000	0

RENTAL REHABILITATION GRANT

COMMUNITY DEVELOPMENT		ACCOUNTING UNIT			
RENTAL REHABILITATION GRANT		14518002			
Account Code	LINE ITEM RESOURCES	ACTUAL FY 19-20	ACTUAL FY 20-21	ADOPTED FY 21-22	PROPOSED FY 22-23
58000	Earning On Investments	7,251	3,319	5,000	0
	SUBTOTAL REVENUES	7,251	3,319	5,000	0
	TOTAL	7,251	3,319	5,000	0

RENTAL REHABILITATION GRANT

COMMUNITY DEVELOPMENT

ACCOUNTING UNIT

RENTAL REHABILITATION GRANT

14518760

Account Code	LINE ITEM RESOURCES	ACTUAL FY 19-20	ACTUAL FY 20-21	ADOPTED FY 21-22	PROPOSED FY 22-23
69152	Loans & Grants	0	0	398,000	0
	SUBTOTAL MISCELLANEOUS	0	0	398,000	0
	TOTAL	0	0	398,000	0

**HSG ADMIN CARES ACT COVID-19
DEPARTMENT RESOURCE SUMMARY**

COMMUNITY DEVELOPMENT

ACTIVITIES		ACTUAL FY 19-20	ACTUAL FY 20-21	ADOPTED FY 21-22	PROPOSED FY 22-23
REVENUES					
52008	Federal Grant-Direct COVID	70,395	1,275,761	0	0
58000	Earning On Investments	4	424	0	0
	TOTAL REVENUES	70,399	1,276,185	0	0
EXPENDITURES					
15718760	HSG ADMIN CARES ACT COVID-19	70,395	1,275,761	0	0
	TOTAL EXPENDITURES	70,395	1,275,761	0	0
OPERATING EXPENSES		ACTUAL FY 19-20	ACTUAL FY 20-21	ADOPTED FY 21-22	PROPOSED FY 22-23
61000	SALARIES & BENEFITS	62,956	1,032,508	0	0
62000	CONTRACTUALS	786	101,517	0	0
63000	COMMODITIES	0	75,642	0	0
65000	FIXED CHARGES	6,653	55,141	0	0
69000	MISCELLANEOUS	0	10,952	0	0
	TOTAL	70,395	1,275,761	0	0

HSG ADMIN CARES ACT COVID-19

COMMUNITY DEVELOPMENT		ACCOUNTING UNIT			
HSG ADMIN CARES ACT COVID-19		15718002			
Account Code	LINE ITEM RESOURCES	ACTUAL FY 19-20	ACTUAL FY 20-21	ADOPTED FY 21-22	PROPOSED FY 22-23
52008	Federal Grant-Direct COVID	70,395	1,275,761	0	0
58000	Earning On Investments	4	424	0	0
	SUBTOTAL REVENUES	70,399	1,276,185	0	0
	TOTAL	70,399	1,276,185	0	0

HSG ADMIN CARES ACT COVID-19

COMMUNITY DEVELOPMENT		ACCOUNTING UNIT			
HSG ADMIN CARES ACT COVID-19		15718760			
Account Code	LINE ITEM RESOURCES	ACTUAL FY 19-20	ACTUAL FY 20-21	ADOPTED FY 21-22	PROPOSED FY 22-23
61000	Salaries Regular	33,896	574,275	0	0
61010	Salaries Cash Out/Separation	0	2,534	0	0
61020	Salaries Part-Time	3,127	46,356	0	0
61040	Salaries Overtime	0	48,706	0	0
61100	Retirement-Employer Normal Cost	1,884	37,916	0	0
61101	Retirement - Employer Unfunded	11,392	0	0	0
61102	Retirement- Employer Unfunded- Miscellaneous	0	191,823	0	0
61110	Part-Time Retirement	36	768	0	0
61120	Medicare Insurance	524	9,838	0	0
61130	Health Insurance	8,256	120,292	0	0
61180	Worker Compensation Insurance	3,840	0	0	0
	SUBTOTAL SALARIES & BENEFITS	62,956	1,032,508	0	0
62010	Communications	786	0	0	0
62012	Cellular Phone Charges	0	1,326	0	0
62140	Membership, Subscription & Dues	0	4,003	0	0
62200	Advertising	0	7,980	0	0
62300	Contract Services-Professional	0	88,196	0	0
62400	Auditor Fee	0	13	0	0
	SUBTOTAL CONTRACTUALS	786	101,517	0	0
63001	Miscellaneous Operating Expenses	0	75,642	0	0
	SUBTOTAL COMMODITIES	0	75,642	0	0
65400	Indirect Costs	6,653	55,141	0	0
	SUBTOTAL FIXED CHARGES	6,653	55,141	0	0
69131	Mobility-Inspection Fee Paid	0	10,875	0	0
69133	Ports Out-Administrative Pay	0	77	0	0
	SUBTOTAL MISCELLANEOUS	0	10,952	0	0
	TOTAL	70,395	1,275,761	0	0

**SB2 Planning
DEPARTMENT RESOURCE SUMMARY**

COMMUNITY DEVELOPMENT

ACTIVITIES	ACTUAL FY 19-20	ACTUAL FY 20-21	ADOPTED FY 21-22	PROPOSED FY 22-23
REVENUES				
52025 State Grants-Direct	0	0	0	4,357,830
TOTAL REVENUES	0	0	0	4,357,830
EXPENDITURES				
15818700 PLHA	0	0	174,600	4,357,830
TOTAL EXPENDITURES	0	0	174,600	4,357,830
OPERATING EXPENSES	ACTUAL FY 19-20	ACTUAL FY 20-21	ADOPTED FY 21-22	PROPOSED FY 22-23
61000 SALARIES & BENEFITS	0	0	0	10,380
65000 FIXED CHARGES	0	0	0	1,100
69000 MISCELLANEOUS	0	0	174,600	4,346,350
TOTAL	0	0	174,600	4,357,830

SB2 Planning

COMMUNITY DEVELOPMENT		ACCOUNTING UNIT			
PLHA PGM (SB2) REVENUES		15818002			
Account Code	LINE ITEM RESOURCES	ACTUAL FY 19-20	ACTUAL FY 20-21	ADOPTED FY 21-22	PROPOSED FY 22-23
52025	State Grants-Direct	0	0	0	4,357,830
	SUBTOTAL REVENUES	0	0	0	4,357,830
	TOTAL	0	0	0	4,357,830

SB2 Planning

COMMUNITY DEVELOPMENT		ACCOUNTING UNIT			
PLHA		15818700			
Account Code	LINE ITEM RESOURCES	ACTUAL FY 19-20	ACTUAL FY 20-21	ADOPTED FY 21-22	PROPOSED FY 22-23
61000	Salaries Regular	0	0	0	7,390
61100	Retirement-Employer Normal Cost	0	0	0	470
61120	Medicare Insurance	0	0	0	100
61130	Health Insurance	0	0	0	2,420
	SUBTOTAL SALARIES & BENEFITS	0	0	0	10,380
65400	Indirect Costs	0	0	0	1,100
	SUBTOTAL FIXED CHARGES	0	0	0	1,100
69011	Reserve Appropriation	0	0	0	4,346,350
69135	Payment to Subagent	0	0	174,600	0
	SUBTOTAL MISCELLANEOUS	0	0	174,600	4,346,350
	TOTAL	0	0	174,600	4,357,830

**MS5 HAP CARES ACT COVID-19
DEPARTMENT RESOURCE SUMMARY**

COMMUNITY DEVELOPMENT

ACTIVITIES		ACTUAL FY 19-20	ACTUAL FY 20-21	ADOPTED FY 21-22	PROPOSED FY 22-23
REVENUES					
52008	Federal Grant-Direct COVID	0	205,288	565,000	0
	TOTAL REVENUES	0	205,288	565,000	0
EXPENDITURES					
17018760	MS5 HAP CARES ACT COVID-19	0	774,497	565,000	0
	TOTAL EXPENDITURES	0	774,497	565,000	0
OPERATING EXPENSES		ACTUAL FY 19-20	ACTUAL FY 20-21	ADOPTED FY 21-22	PROPOSED FY 22-23
69000	MISCELLANEOUS	0	774,497	565,000	0
	TOTAL	0	774,497	565,000	0

MS5 HAP CARES ACT COVID-19

COMMUNITY DEVELOPMENT		ACCOUNTING UNIT			
MS5 HAP CARES ACT COVID-19		17018002			
Account Code	LINE ITEM RESOURCES	ACTUAL FY 19-20	ACTUAL FY 20-21	ADOPTED FY 21-22	PROPOSED FY 22-23
52008	Federal Grant-Direct COVID	0	205,288	565,000	0
	SUBTOTAL REVENUES	0	205,288	565,000	0
	TOTAL	0	205,288	565,000	0

MS5 HAP CARES ACT COVID-19

COMMUNITY DEVELOPMENT		ACCOUNTING UNIT			
MS5 HAP CARES ACT COVID-19		17018760			
Account Code	LINE ITEM RESOURCES	ACTUAL FY 19-20	ACTUAL FY 20-21	ADOPTED FY 21-22	PROPOSED FY 22-23
69158	Housing Assist Pmt	0	774,497	565,000	0
	SUBTOTAL MISCELLANEOUS	0	774,497	565,000	0
	TOTAL	0	774,497	565,000	0

**CARES ACT-CDA
DEPARTMENT RESOURCE SUMMARY**

COMMUNITY DEVELOPMENT

ACTIVITIES	ACTUAL FY 19-20	ACTUAL FY 20-21	ADOPTED FY 21-22	PROPOSED FY 22-23
REVENUES				
52009 Federal Grant-Indirect COVID	0	904,200	0	0
58000 Earning On Investments	153	4,992	0	0
TOTAL REVENUES	153	909,192	0	0
EXPENDITURES				
17318810 CARES ACT-CDA	0	909,345	0	0
TOTAL EXPENDITURES	0	909,345	0	0
OPERATING EXPENSES	ACTUAL FY 19-20	ACTUAL FY 20-21	ADOPTED FY 21-22	PROPOSED FY 22-23
61000 SALARIES & BENEFITS	0	10,929	0	0
62000 CONTRACTUALS	0	897,986	0	0
63000 COMMODITIES	0	430	0	0
TOTAL	0	909,345	0	0

CARES ACT-CDA

COMMUNITY DEVELOPMENT		ACCOUNTING UNIT			
CARES ACT-REVENUE		17318002			
Account Code	LINE ITEM RESOURCES	ACTUAL FY 19-20	ACTUAL FY 20-21	ADOPTED FY 21-22	PROPOSED FY 22-23
52009	Federal Grant-Indirect COVID	0	904,200	0	0
58000	Earning On Investments	153	4,992	0	0
	SUBTOTAL REVENUES	153	909,192	0	0
	TOTAL	153	909,192	0	0

CARES ACT-CDA

COMMUNITY DEVELOPMENT		ACCOUNTING UNIT			
CARES ACT-CDA		17318810			
Account Code	LINE ITEM RESOURCES	ACTUAL FY 19-20	ACTUAL FY 20-21	ADOPTED FY 21-22	PROPOSED FY 22-23
61000	Salaries Regular	0	6,631	0	0
61020	Salaries Part-Time	0	2,877	0	0
61100	Retirement-Employer Normal Cost	0	290	0	0
61110	Part-Time Retirement	0	102	0	0
61120	Medicare Insurance	0	139	0	0
61130	Health Insurance	0	890	0	0
	SUBTOTAL SALARIES & BENEFITS	0	10,929	0	0
62330	Contract Services-Small Business Grants	0	897,986	0	0
	SUBTOTAL CONTRACTUALS	0	897,986	0	0
63001	Miscellaneous Operating Expenses	0	430	0	0
	SUBTOTAL COMMODITIES	0	430	0	0
	TOTAL	0	909,345	0	0

**CARES ACT-STATE
DEPARTMENT RESOURCE SUMMARY**

COMMUNITY DEVELOPMENT

ACTIVITIES		ACTUAL FY 19-20	ACTUAL FY 20-21	ADOPTED FY 21-22	PROPOSED FY 22-23
EXPENDITURES					
17618810	CARES ACT-STATE CDA	0	7,837,395	0	0
	TOTAL EXPENDITURES	0	7,837,395	0	0
OPERATING EXPENSES		ACTUAL FY 19-20	ACTUAL FY 20-21	ADOPTED FY 21-22	PROPOSED FY 22-23
61000	SALARIES & BENEFITS	0	51,725	0	0
62000	CONTRACTUALS	0	4,185,365	0	0
63000	COMMODITIES	0	15,090	0	0
69000	MISCELLANEOUS	0	3,585,216	0	0
	TOTAL	0	7,837,395	0	0

CARES ACT-STATE

COMMUNITY DEVELOPMENT		ACCOUNTING UNIT			
CARES ACT-STATE CDA		17618810			
Account Code	LINE ITEM RESOURCES	ACTUAL FY 19-20	ACTUAL FY 20-21	ADOPTED FY 21-22	PROPOSED FY 22-23
61000	Salaries Regular	0	31,552	0	0
61020	Salaries Part-Time	0	12,272	0	0
61100	Retirement-Employer Normal Cost	0	1,543	0	0
61110	Part-Time Retirement	0	361	0	0
61120	Medicare Insurance	0	622	0	0
61130	Health Insurance	0	5,375	0	0
	SUBTOTAL SALARIES & BENEFITS	0	51,725	0	0
62300	Contract Services-Professional	0	852,105	0	0
62329	Contract Services-Childcare Assistance	0	242,550	0	0
62330	Contract Services-Small Business Grants	0	2,971,614	0	0
62331	Contract Services-Isolation & Housing Assistance	0	119,096	0	0
	SUBTOTAL CONTRACTUALS	0	4,185,365	0	0
63001	Miscellaneous Operating Expenses	0	15,090	0	0
	SUBTOTAL COMMODITIES	0	15,090	0	0
69152	Loans & Grants	0	868,000	0	0
69158	Housing Assist Pmt	0	2,717,216	0	0
	SUBTOTAL MISCELLANEOUS	0	3,585,216	0	0
	TOTAL	0	7,837,395	0	0

**EMERGENCY RENTAL ASSISTANCE PG
DEPARTMENT RESOURCE SUMMARY**

COMMUNITY DEVELOPMENT

ACTIVITIES		ACTUAL FY 19-20	ACTUAL FY 20-21	ADOPTED FY 21-22	PROPOSED FY 22-23
REVENUES					
52008	Federal Grant-Direct COVID	0	3,375,042	5,930,390	0
52009	Federal Grant-Indirect COVID	0	0	0	87,060
58000	Earning On Investments	0	43,162	0	0
58002	Net Increase (Decrease) In Fai	0	25,591	0	0
	TOTAL REVENUES	0	3,443,795	5,930,390	87,060
EXPENDITURES					
17718700	EMERGENCY RENTAL ASSISTANCE PROGRAM	0	3,375,042	5,930,390	0
17718702	EMERGENCY RENTAL ASSTCE 2-STATE	0	0	0	87,060
	TOTAL EXPENDITURES	0	3,375,042	5,930,390	87,060
OPERATING EXPENSES		ACTUAL FY 19-20	ACTUAL FY 20-21	ADOPTED FY 21-22	PROPOSED FY 22-23
61000	SALARIES & BENEFITS	0	54,340	0	73,370
62000	CONTRACTUALS	0	13,947	46,200	0
63000	COMMODITIES	0	2,103	500	0
65000	FIXED CHARGES	0	0	0	11,170
68000	TRANSFERS	0	0	0	2,520
69000	MISCELLANEOUS	0	3,304,652	5,883,690	0
	TOTAL	0	3,375,042	5,930,390	87,060

EMERGENCY RENTAL ASSISTANCE PG

COMMUNITY DEVELOPMENT

ACCOUNTING UNIT

EMERGENCY RENTAL ASSISTANCE PROGRAM

17718002

Account Code	LINE ITEM RESOURCES	ACTUAL FY 19-20	ACTUAL FY 20-21	ADOPTED FY 21-22	PROPOSED FY 22-23
52008	Federal Grant-Direct COVID	0	3,375,042	5,930,390	0
52009	Federal Grant-Indirect COVID	0	0	0	87,060
58000	Earning On Investments	0	43,162	0	0
58002	Net Increase (Decrease) In Fai	0	25,591	0	0
	SUBTOTAL REVENUES	0	3,443,795	5,930,390	87,060
	TOTAL	0	3,443,795	5,930,390	87,060

EMERGENCY RENTAL ASSISTANCE PG

COMMUNITY DEVELOPMENT

ACCOUNTING UNIT

EMERGENCY RENTAL ASSISTANCE PROGRAM

17718700

Account Code	LINE ITEM RESOURCES	ACTUAL FY 19-20	ACTUAL FY 20-21	ADOPTED FY 21-22	PROPOSED FY 22-23
61000	Salaries Regular	0	35,217	0	0
61040	Salaries Overtime	0	2,370	0	0
61100	Retirement-Employer Normal Cost	0	1,636	0	0
61102	Retirement- Employer Unfunded- Miscellaneous	0	8,279	0	0
61120	Medicare Insurance	0	560	0	0
61130	Health Insurance	0	6,277	0	0
	SUBTOTAL SALARIES & BENEFITS	0	54,340	0	0
62010	Communications	0	1	0	0
62300	Contract Services-Professional	0	13,946	15,000	0
62302	Contracted Vendor Personnel Services	0	0	31,200	0
	SUBTOTAL CONTRACTUALS	0	13,947	46,200	0
63001	Miscellaneous Operating Expenses	0	2,103	500	0
	SUBTOTAL COMMODITIES	0	2,103	500	0
69135	Payment to Subagent	0	3,304,652	5,883,690	0
	SUBTOTAL MISCELLANEOUS	0	3,304,652	5,883,690	0
	TOTAL	0	3,375,042	5,930,390	0

EMERGENCY RENTAL ASSISTANCE PG

COMMUNITY DEVELOPMENT		ACCOUNTING UNIT			
EMERGENCY RNTAL ASSTCE 2-STATE		17718702			
Account Code	LINE ITEM RESOURCES	ACTUAL FY 19-20	ACTUAL FY 20-21	ADOPTED FY 21-22	PROPOSED FY 22-23
61000	Salaries Regular	0	0	0	54,670
61100	Retirement-Employer Normal Cost	0	0	0	1,750
61102	Retirement- Employer Unfunded- Miscellaneous	0	0	0	4,360
61120	Medicare Insurance	0	0	0	790
61130	Health Insurance	0	0	0	9,600
61180	Worker Compensation Insurance	0	0	0	2,200
	SUBTOTAL SALARIES & BENEFITS	0	0	0	73,370
65100	Insurance Charges	0	0	0	2,620
65105	Benefits Overhead	0	0	0	390
65400	Indirect Costs	0	0	0	8,160
	SUBTOTAL FIXED CHARGES	0	0	0	11,170
68001	POB Misc Xfer to Fund 406	0	0	0	2,520
	SUBTOTAL TRANSFERS	0	0	0	2,520
	TOTAL	0	0	0	87,060

**EHV ADMIN FEES
DEPARTMENT RESOURCE SUMMARY**

COMMUNITY DEVELOPMENT

ACTIVITIES		ACTUAL FY 19-20	ACTUAL FY 20-21	ADOPTED FY 21-22	PROPOSED FY 22-23
REVENUES					
52012	Federal Direct - ARPA EHV Admin Fees	0	0	0	111,430
	TOTAL REVENUES	0	0	0	111,430
EXPENDITURES					
18018760	EHV ADMIN FEES	0	0	0	111,420
	TOTAL EXPENDITURES	0	0	0	111,420
OPERATING EXPENSES		ACTUAL FY 19-20	ACTUAL FY 20-21	ADOPTED FY 21-22	PROPOSED FY 22-23
61000	SALARIES & BENEFITS	0	0	0	103,430
65000	FIXED CHARGES	0	0	0	7,990
	TOTAL	0	0	0	111,420

EHV ADMIN FEES

COMMUNITY DEVELOPMENT		ACCOUNTING UNIT			
EHV ADMIN FEES		18018002			
Account Code	LINE ITEM RESOURCES	ACTUAL FY 19-20	ACTUAL FY 20-21	ADOPTED FY 21-22	PROPOSED FY 22-23
52012	Federal Direct - ARPA EHV Admin Fees	0	0	0	111,430
	SUBTOTAL REVENUES	0	0	0	111,430
	TOTAL	0	0	0	111,430

EHV ADMIN FEES

COMMUNITY DEVELOPMENT		ACCOUNTING UNIT			
EHV ADMIN FEES		18018760			
Account Code	LINE ITEM RESOURCES	ACTUAL FY 19-20	ACTUAL FY 20-21	ADOPTED FY 21-22	PROPOSED FY 22-23
61000	Salaries Regular	0	0	0	74,780
61100	Retirement-Employer Normal Cost	0	0	0	4,850
61120	Medicare Insurance	0	0	0	1,090
61130	Health Insurance	0	0	0	22,710
	SUBTOTAL SALARIES & BENEFITS	0	0	0	103,430
65400	Indirect Costs	0	0	0	7,990
	SUBTOTAL FIXED CHARGES	0	0	0	7,990
	TOTAL	0	0	0	111,420

**American Rescue Plan Act
DEPARTMENT RESOURCE SUMMARY**

COMMUNITY DEVELOPMENT

ACTIVITIES		ACTUAL FY 19-20	ACTUAL FY 20-21	ADOPTED FY 21-22	PROPOSED FY 22-23
EXPENDITURES					
18118013	ARPA- CDA	0	0	0	579,940
	TOTAL EXPENDITURES	0	0	0	579,940
OPERATING EXPENSES		ACTUAL FY 19-20	ACTUAL FY 20-21	ADOPTED FY 21-22	PROPOSED FY 22-23
61000	SALARIES & BENEFITS	0	0	0	579,940
	TOTAL	0	0	0	579,940

American Rescue Plan Act

COMMUNITY DEVELOPMENT		ACCOUNTING UNIT			
ARPA- CDA		18118013			
Account Code	LINE ITEM RESOURCES	ACTUAL FY 19-20	ACTUAL FY 20-21	ADOPTED FY 21-22	PROPOSED FY 22-23
61000	Salaries Regular	0	0	0	410,990
61100	Retirement-Employer Normal Cost	0	0	0	36,270
61120	Medicare Insurance	0	0	0	5,940
61130	Health Insurance	0	0	0	126,740
	SUBTOTAL SALARIES & BENEFITS	0	0	0	579,940
	TOTAL	0	0	0	579,940

**HOME-ARP PROGRAM
DEPARTMENT RESOURCE SUMMARY**

COMMUNITY DEVELOPMENT

ACTIVITIES	ACTUAL FY 19-20	ACTUAL FY 20-21	ADOPTED FY 21-22	PROPOSED FY 22-23
REVENUES				
52008 Federal Grant-Direct COVID	0	0	0	34,130
TOTAL REVENUES	0	0	0	34,130
EXPENDITURES				
18218780 HOME-ARP PROGRAM	0	0	0	34,130
TOTAL EXPENDITURES	0	0	0	34,130
OPERATING EXPENSES	ACTUAL FY 19-20	ACTUAL FY 20-21	ADOPTED FY 21-22	PROPOSED FY 22-23
61000 SALARIES & BENEFITS	0	0	0	30,840
65000 FIXED CHARGES	0	0	0	3,290
TOTAL	0	0	0	34,130

HOME-ARP PROGRAM

COMMUNITY DEVELOPMENT		ACCOUNTING UNIT			
HOME-ARP PROGRAM		18218002			
Account Code	LINE ITEM RESOURCES	ACTUAL FY 19-20	ACTUAL FY 20-21	ADOPTED FY 21-22	PROPOSED FY 22-23
52008	Federal Grant-Direct COVID	0	0	0	34,130
	SUBTOTAL REVENUES	0	0	0	34,130
	TOTAL	0	0	0	34,130

HOME-ARP PROGRAM

COMMUNITY DEVELOPMENT		ACCOUNTING UNIT			
HOME-ARP PROGRAM		18218780			
Account Code	LINE ITEM RESOURCES	ACTUAL FY 19-20	ACTUAL FY 20-21	ADOPTED FY 21-22	PROPOSED FY 22-23
61000	Salaries Regular	0	0	0	22,070
61100	Retirement-Employer Normal Cost	0	0	0	2,480
61120	Medicare Insurance	0	0	0	320
61130	Health Insurance	0	0	0	5,970
	SUBTOTAL SALARIES & BENEFITS	0	0	0	30,840
65400	Indirect Costs	0	0	0	3,290
	SUBTOTAL FIXED CHARGES	0	0	0	3,290
	TOTAL	0	0	0	34,130

**ARPA - CA FOR ALL YOUTH WDP
DEPARTMENT RESOURCE SUMMARY**

COMMUNITY DEVELOPMENT

ACTIVITIES	ACTUAL FY 19-20	ACTUAL FY 20-21	ADOPTED FY 21-22	PROPOSED FY 22-23
REVENUES				
59011 Reserve Appropriation	0	0	0	4,497,520
TOTAL REVENUES	0	0	0	4,497,520
EXPENDITURES				
18318763 ARPA - CA FOR ALL YOUTH WDP	0	0	0	4,497,520
TOTAL EXPENDITURES	0	0	0	4,497,520
OPERATING EXPENSES	ACTUAL FY 19-20	ACTUAL FY 20-21	ADOPTED FY 21-22	PROPOSED FY 22-23
69000 MISCELLANEOUS	0	0	0	4,497,520
TOTAL	0	0	0	4,497,520

ARPA - CA FOR ALL YOUTH WDP

COMMUNITY DEVELOPMENT		ACCOUNTING UNIT			
ARPA - CA FOR ALL YOUTH WDP		18318002			
Account Code	LINE ITEM RESOURCES	ACTUAL FY 19-20	ACTUAL FY 20-21	ADOPTED FY 21-22	PROPOSED FY 22-23
59011	Reserve Appropriation	0	0	0	4,497,520
	SUBTOTAL REVENUES	0	0	0	4,497,520
	TOTAL	0	0	0	4,497,520

ARPA - CA FOR ALL YOUTH WDP

COMMUNITY DEVELOPMENT		ACCOUNTING UNIT			
ARPA - CA FOR ALL YOUTH WDP		18318763			
Account Code	LINE ITEM RESOURCES	ACTUAL FY 19-20	ACTUAL FY 20-21	ADOPTED FY 21-22	PROPOSED FY 22-23
69011	Reserve Appropriation	0	0	0	4,497,520
	SUBTOTAL MISCELLANEOUS	0	0	0	4,497,520
	TOTAL	0	0	0	4,497,520

**FEDERAL HOPWA PROGRAM GRANT
DEPARTMENT RESOURCE SUMMARY**

COMMUNITY DEVELOPMENT

ACTIVITIES		ACTUAL FY 19-20	ACTUAL FY 20-21	ADOPTED FY 21-22	PROPOSED FY 22-23
REVENUES					
52000	Federal Grant-Direct	20,728	0	0	0
	TOTAL REVENUES	20,728	0	0	0
EXPENDITURES					
40518761	HOPWA-HOUSING OPPORTUNITIES	20,728	0	0	0
	TOTAL EXPENDITURES	20,728	0	0	0
OPERATING EXPENSES		ACTUAL FY 19-20	ACTUAL FY 20-21	ADOPTED FY 21-22	PROPOSED FY 22-23
69000	MISCELLANEOUS	20,728	0	0	0
	TOTAL	20,728	0	0	0

FEDERAL HOPWA PROGRAM GRANT

COMMUNITY DEVELOPMENT		ACCOUNTING UNIT			
HOPWA-TENANT BASED ASST		40518002			
Account Code	LINE ITEM RESOURCES	ACTUAL FY 19-20	ACTUAL FY 20-21	ADOPTED FY 21-22	PROPOSED FY 22-23
52000	Federal Grant-Direct	20,728	0	0	0
	SUBTOTAL REVENUES	20,728	0	0	0
	TOTAL	20,728	0	0	0

FEDERAL HOPWA PROGRAM GRANT

COMMUNITY DEVELOPMENT

ACCOUNTING UNIT

HOPWA-HOUSING OPPORTUNITIES

40518761

Account Code	LINE ITEM RESOURCES	ACTUAL FY 19-20	ACTUAL FY 20-21	ADOPTED FY 21-22	PROPOSED FY 22-23
69135	Payment to Subagent	20,728	0	0	0
	SUBTOTAL MISCELLANEOUS	20,728	0	0	0
	TOTAL	20,728	0	0	0

**INCLUSIONARY HOUSING FEE
DEPARTMENT RESOURCE SUMMARY**

COMMUNITY DEVELOPMENT

ACTIVITIES		ACTUAL FY 19-20	ACTUAL FY 20-21	ADOPTED FY 21-22	PROPOSED FY 22-23
REVENUES					
53822	Density Bonus Setup Fee	65,128	0	0	0
53902	Misc Service Charge	1,619	1,349	1,400	1,120
57000	Expense Reimbursement	0	7,905	2,300	0
57896	Inclusionary Housing Fees	0	3,709,875	6,926,880	0
57990	Miscellaneous Income	810	1,099	810	0
58000	Earning On Investments	143,327	77,750	75,000	70,000
58002	Net Increase (Decrease) In Fai	(31,580)	0	0	0
	TOTAL REVENUES	179,304	3,797,978	7,006,390	71,120
EXPENDITURES					
41718820	INCLUSIONARY HOUSING FEE	1,832,902	452,613	7,006,390	1,538,440
	TOTAL EXPENDITURES	1,832,902	452,613	7,006,390	1,538,440
OPERATING EXPENSES		ACTUAL FY 19-20	ACTUAL FY 20-21	ADOPTED FY 21-22	PROPOSED FY 22-23
61000	SALARIES & BENEFITS	332,896	160,713	225,550	300,340
62000	CONTRACTUALS	1,411,585	92,886	111,100	117,550
63000	COMMODITIES	1,066	2,942	4,560	19,550
65000	FIXED CHARGES	47,355	43,189	51,400	61,100
66000	CAPITAL	0	0	0	10,000
68000	TRANSFERS	0	0	0	9,900
69000	MISCELLANEOUS	40,000	152,883	6,613,780	1,020,000
	TOTAL	1,832,902	452,613	7,006,390	1,538,440

INCLUSIONARY HOUSING FEE

COMMUNITY DEVELOPMENT		ACCOUNTING UNIT			
INCLUSIONARY HOUSING FEE		41718002			
Account Code	LINE ITEM RESOURCES	ACTUAL FY 19-20	ACTUAL FY 20-21	ADOPTED FY 21-22	PROPOSED FY 22-23
53822	Density Bonus Setup Fee	65,128	0	0	0
53902	Misc Service Charge	1,619	1,349	1,400	1,120
57000	Expense Reimbursement	0	7,905	2,300	0
57896	Inclusionary Housing Fees	0	3,709,875	6,926,880	0
57990	Miscellaneous Income	810	1,099	810	0
58000	Earning On Investments	143,327	77,750	75,000	70,000
58002	Net Increase (Decrease) In Fai	(31,580)	0	0	0
	SUBTOTAL REVENUES	179,304	3,797,978	7,006,390	71,120
	TOTAL	179,304	3,797,978	7,006,390	71,120

INCLUSIONARY HOUSING FEE

COMMUNITY DEVELOPMENT		ACCOUNTING UNIT			
INCLUSIONARY HOUSING FEE		41718820			
Account Code	LINE ITEM RESOURCES	ACTUAL FY 19-20	ACTUAL FY 20-21	ADOPTED FY 21-22	PROPOSED FY 22-23
61000	Salaries Regular	181,902	96,519	139,830	215,170
61010	Salaries Cash Out/Separation	12	629	0	0
61020	Salaries Part-Time	4,674	0	0	0
61040	Salaries Overtime	1,322	179	1,000	2,500
61100	Retirement-Employer Normal Cost	13,908	6,370	11,760	14,680
61101	Retirement - Employer Unfunded	84,102	0	0	0
61102	Retirement- Employer Unfunded- Miscellaneous	0	32,226	36,120	17,140
61120	Medicare Insurance	2,671	1,394	2,010	3,100
61130	Health Insurance	25,561	12,506	20,090	38,020
61170	Retiree Health Benefits	0	0	240	890
61180	Worker Compensation Insurance	18,744	10,890	14,500	8,840
	SUBTOTAL SALARIES & BENEFITS	332,896	160,713	225,550	300,340
62010	Communications	1,321	110	540	1,500
62120	Training, Transportation, Meetings	4,196	955	4,750	6,070
62140	Membership, Subscription & Dues	1,301	6,055	1,440	3,640
62200	Advertising	1,726	0	2,750	2,000
62300	Contract Services-Professional	1,370,410	24,959	50,620	66,490
62302	Contracted Vendor Personnel Services	32,552	36,604	50,750	37,750
62331	Contract Services-Isolation & Housing Assistance	0	24,151	0	0
62600	Parking Validation	0	51	0	0
62700	Auto Expense	80	0	250	100
	SUBTOTAL CONTRACTUALS	1,411,585	92,886	111,100	117,550
63001	Miscellaneous Operating Expenses	1,031	2,942	4,510	19,550
63300	Gas & Diesel	35	0	50	0
	SUBTOTAL COMMODITIES	1,066	2,942	4,560	19,550
65000	Building Rental	9,700	9,700	7,390	8,990
65010	Rental City Equipment	812	0	0	0
65011	Equipment Replacement Charges	0	2,920	0	0
65012	Accident Repair & Replacement	27	0	0	0
65040	IT Maintenance Charge	7,530	7,530	10,080	7,530
65100	Insurance Charges	7,940	11,850	15,910	10,540
65105	Benefits Overhead	0	530	630	1,560
65210	Delivery Charges	377	380	380	0
65400	Indirect Costs	20,969	10,279	17,010	32,480
	SUBTOTAL FIXED CHARGES	47,355	43,189	51,400	61,100
66410	Vehicle Purchase	0	0	0	10,000
	SUBTOTAL CAPITAL	0	0	0	10,000
68001	POB Misc Xfer to Fund 406	0	0	0	9,900
	SUBTOTAL TRANSFERS	0	0	0	9,900
69011	Reserve Appropriation	0	0	4,548,170	0
69135	Payment to Subagent	0	32,883	45,000	0
69152	Loans & Grants	0	0	2,020,610	1,020,000

69157	Bad Debt Expense - Loans	40,000	120,000	0	0
	SUBTOTAL MISCELLANEOUS	40,000	152,883	6,613,780	1,020,000
	TOTAL	1,832,902	452,613	7,006,390	1,538,440

**CDA - PEEBLER CAPITAL FUND
DEPARTMENT RESOURCE SUMMARY**

COMMUNITY DEVELOPMENT

ACTIVITIES	ACTUAL FY 19-20	ACTUAL FY 20-21	ADOPTED FY 21-22	PROPOSED FY 22-23
REVENUES				
58000 Earning On Investments	48,645	22,266	15,000	0
TOTAL REVENUES	48,645	22,266	15,000	0
EXPENDITURES				
41818830 PEEBLER FUND CAPITAL PROJECTS	308,308	117,390	3,773,800	0
41818831 SOUTH MAIN REDEVELOPMENT PROJ	0	72,352	0	0
41818832 AFFORDABLE HOUSING AHSC PRGM	119,507	1,150,649	1,997,900	0
TOTAL EXPENDITURES	427,814	1,340,391	5,771,700	0
OPERATING EXPENSES	ACTUAL FY 19-20	ACTUAL FY 20-21	ADOPTED FY 21-22	PROPOSED FY 22-23
66000 CAPITAL	427,814	1,340,391	5,771,700	0
TOTAL	427,814	1,340,391	5,771,700	0

CDA - PEEBLER CAPITAL FUND

COMMUNITY DEVELOPMENT		ACCOUNTING UNIT			
CDA CAPITAL PROJECTS REVENUE		41818002			
Account Code	LINE ITEM RESOURCES	ACTUAL FY 19-20	ACTUAL FY 20-21	ADOPTED FY 21-22	PROPOSED FY 22-23
58000	Earning On Investments	48,645	22,266	15,000	0
	SUBTOTAL REVENUES	48,645	22,266	15,000	0
	TOTAL	48,645	22,266	15,000	0

CDA - PEEBLER CAPITAL FUND

COMMUNITY DEVELOPMENT		ACCOUNTING UNIT			
PEEBLER FUND CAPITAL PROJECTS		41818830			
Account Code	LINE ITEM RESOURCES	ACTUAL FY 19-20	ACTUAL FY 20-21	ADOPTED FY 21-22	PROPOSED FY 22-23
66220	Improvements Other Than Building	308,308	117,390	3,773,800	0
	SUBTOTAL CAPITAL	308,308	117,390	3,773,800	0
	TOTAL	308,308	117,390	3,773,800	0

CDA - PEEBLER CAPITAL FUND

COMMUNITY DEVELOPMENT		ACCOUNTING UNIT			
SOUTH MAIN REDEVELOPMENT PROJ		41818831			
Account Code	LINE ITEM RESOURCES	ACTUAL FY 19-20	ACTUAL FY 20-21	ADOPTED FY 21-22	PROPOSED FY 22-23
66220	Improvements Other Than Building	0	72,352	0	0
	SUBTOTAL CAPITAL	0	72,352	0	0
	TOTAL	0	72,352	0	0

CDA - PEEBLER CAPITAL FUND

COMMUNITY DEVELOPMENT		ACCOUNTING UNIT			
AFFORDABLE HOUSING AHSC PRGM		41818832			
Account Code	LINE ITEM RESOURCES	ACTUAL FY 19-20	ACTUAL FY 20-21	ADOPTED FY 21-22	PROPOSED FY 22-23
66220	Improvements Other Than Building	119,507	1,150,649	1,997,900	0
	SUBTOTAL CAPITAL	119,507	1,150,649	1,997,900	0
	TOTAL	119,507	1,150,649	1,997,900	0

**HOUSING AUTHORITY LMIHF
DEPARTMENT RESOURCE SUMMARY**

COMMUNITY DEVELOPMENT

ACTIVITIES		ACTUAL FY 19-20	ACTUAL FY 20-21	ADOPTED FY 21-22	PROPOSED FY 22-23
REVENUES					
56900	Principal Repayment	0	1,925	60,000	500,000
56901	Interest Repayments	1,267,491	137,723	125,000	250,000
57000	Expense Reimbursement	14,435	0	10,000	0
57960	Rental Of Property	27,467	0	0	0
57990	Miscellaneous Income	288	280	0	280
58000	Earning On Investments	62,199	30,677	30,000	20,000
	TOTAL REVENUES	1,371,880	170,606	225,000	770,280
EXPENDITURES					
60718810	HOUSING ASSET ADMIN	5,101,588	255,664	344,130	322,360
60718830	HOUSING ASSET CAP PROJECTS	86,998	2,694,823	1,369,950	1,656,950
	TOTAL EXPENDITURES	5,188,586	2,950,486	1,714,080	1,979,310
OPERATING EXPENSES		ACTUAL FY 19-20	ACTUAL FY 20-21	ADOPTED FY 21-22	PROPOSED FY 22-23
61000	SALARIES & BENEFITS	196,075	214,959	215,320	171,320
62000	CONTRACTUALS	38,010	32,446	229,790	68,920
63000	COMMODITIES	1,477	2,735	1,900	6,880
65000	FIXED CHARGES	39,640	53,870	47,120	53,200
66000	CAPITAL	1,770	2,780,050	0	10,000
68000	TRANSFERS	0	0	0	12,040
69000	MISCELLANEOUS	4,911,614	(133,574)	1,219,950	1,656,950
	TOTAL	5,188,586	2,950,486	1,714,080	1,979,310

HOUSING AUTHORITY LMIHF

COMMUNITY DEVELOPMENT		ACCOUNTING UNIT			
HOUSING ASSET REVENUES		60718002			
Account Code	LINE ITEM RESOURCES	ACTUAL FY 19-20	ACTUAL FY 20-21	ADOPTED FY 21-22	PROPOSED FY 22-23
56900	Principal Repayment	0	1,925	60,000	500,000
56901	Interest Repayments	1,267,491	137,723	125,000	250,000
57000	Expense Reimbursement	14,435	0	10,000	0
57960	Rental Of Property	27,467	0	0	0
57990	Miscellaneous Income	288	280	0	280
58000	Earning On Investments	62,199	30,677	30,000	20,000
	SUBTOTAL REVENUES	1,371,880	170,606	225,000	770,280
	TOTAL	1,371,880	170,606	225,000	770,280

HOUSING AUTHORITY LMIHF

COMMUNITY DEVELOPMENT		ACCOUNTING UNIT			
HOUSING ASSET ADMIN		60718810			
Account Code	LINE ITEM RESOURCES	ACTUAL FY 19-20	ACTUAL FY 20-21	ADOPTED FY 21-22	PROPOSED FY 22-23
61000	Salaries Regular	121,870	139,980	129,330	112,030
61010	Salaries Cash Out/Separation	19	24	0	0
61040	Salaries Overtime	0	562	1,000	500
61100	Retirement-Employer Normal Cost	6,096	7,820	6,430	6,940
61101	Retirement - Employer Unfunded	36,863	0	0	0
61102	Retirement- Employer Unfunded- Miscellaneous	0	39,561	51,000	20,840
61120	Medicare Insurance	1,731	1,979	1,870	1,600
61130	Health Insurance	17,387	15,856	17,170	20,250
61170	Retiree Health Benefits	0	577	70	430
61180	Worker Compensation Insurance	12,109	8,600	8,450	8,730
	SUBTOTAL SALARIES & BENEFITS	196,075	214,959	215,320	171,320
62010	Communications	698	1,202	1,600	1,200
62012	Cellular Phone Charges	160	519	550	500
62120	Training, Transportation, Meetings	116	(45)	1,000	110
62140	Membership, Subscription & Dues	103	(6)	140	110
62200	Advertising	1,634	0	3,000	2,000
62251	Other Agency Services	339	339	450	350
62300	Contract Services-Professional	34,381	30,249	67,950	63,000
62302	Contracted Vendor Personnel Services	578	138	4,600	1,450
62600	Parking Validation	0	0	250	0
62700	Auto Expense	0	50	250	200
	SUBTOTAL CONTRACTUALS	38,010	32,446	79,790	68,920
63001	Miscellaneous Operating Expenses	1,340	2,270	1,600	6,380
63300	Gas & Diesel	136	465	300	500
	SUBTOTAL COMMODITIES	1,477	2,735	1,900	6,880
65000	Building Rental	7,500	7,500	5,710	6,940
65010	Rental City Equipment	2,620	8,670	8,330	10,570
65011	Equipment Replacement Charges	0	2,920	0	0
65012	Accident Repair & Replacement	83	270	20	0
65040	IT Maintenance Charge	9,518	9,520	7,370	6,970
65100	Insurance Charges	6,030	9,350	9,280	10,400
65105	Benefits Overhead	0	410	380	1,530
65210	Delivery Charges	289	290	290	0
65400	Indirect Costs	13,601	14,940	15,740	16,790
	SUBTOTAL FIXED CHARGES	39,640	53,870	47,120	53,200
66410	Vehicle Purchase	0	0	0	10,000
	SUBTOTAL CAPITAL	0	0	0	10,000
68001	POB Misc Xfer to Fund 406	0	0	0	12,040
	SUBTOTAL TRANSFERS	0	0	0	12,040
69157	Bad Debt Expense - Loans	4,826,386	(48,346)	0	0
	SUBTOTAL MISCELLANEOUS	4,826,386	(48,346)	0	0
	TOTAL	5,101,588	255,664	344,130	322,360

HOUSING AUTHORITY LMIHF

COMMUNITY DEVELOPMENT

ACCOUNTING UNIT

HOUSING ASSET CAP PROJECTS

60718830

Account Code	LINE ITEM RESOURCES	ACTUAL FY 19-20	ACTUAL FY 20-21	ADOPTED FY 21-22	PROPOSED FY 22-23
62300	Contract Services-Professional	0	0	150,000	0
	SUBTOTAL CONTRACTUALS	0	0	150,000	0
66100	Land	0	2,780,050	0	0
66220	Improvements Other Than Building	1,770	0	0	0
	SUBTOTAL CAPITAL	1,770	2,780,050	0	0
69011	Reserve Appropriation	0	0	150,000	0
69152	Loans & Grants	85,227	(85,227)	1,069,950	1,656,950
	SUBTOTAL MISCELLANEOUS	85,227	(85,227)	1,219,950	1,656,950
	TOTAL	86,998	2,694,823	1,369,950	1,656,950

**2003A SERIES TAX ALLOC BOND
DEPARTMENT RESOURCE SUMMARY**

COMMUNITY DEVELOPMENT

ACTIVITIES	ACTUAL FY 19-20	ACTUAL FY 20-21	ADOPTED FY 21-22	PROPOSED FY 22-23
EXPENDITURES				
65218020 2003A SERIES BOND DEBT SERVICE	0	0	0	0
TOTAL EXPENDITURES	0	0	0	0
OPERATING EXPENSES	ACTUAL FY 19-20	ACTUAL FY 20-21	ADOPTED FY 21-22	PROPOSED FY 22-23
68000 TRANSFERS	0	0	0	0
TOTAL	0	0	0	0

2003A SERIES TAX ALLOC BOND

COMMUNITY DEVELOPMENT

ACCOUNTING UNIT

2003A SERIES BOND DEBT SERVICE

65218020

Account Code	LINE ITEM RESOURCES	ACTUAL FY 19-20	ACTUAL FY 20-21	ADOPTED FY 21-22	PROPOSED FY 22-23
68000	Transfer to Fund 671	0	0	0	0
	SUBTOTAL TRANSFERS	0	0	0	0
	TOTAL	0	0	0	0

**2011A SERIES TAX ALLOC BOND
DEPARTMENT RESOURCE SUMMARY**

COMMUNITY DEVELOPMENT

ACTIVITIES		ACTUAL FY 19-20	ACTUAL FY 20-21	ADOPTED FY 21-22	PROPOSED FY 22-23
EXPENDITURES					
65418020	2011 SERIES A DEBT SERVICE	0	9,630	0	0
	TOTAL EXPENDITURES	0	9,630	0	0
OPERATING EXPENSES		ACTUAL FY 19-20	ACTUAL FY 20-21	ADOPTED FY 21-22	PROPOSED FY 22-23
68000	TRANSFERS	0	9,630	0	0
	TOTAL	0	9,630	0	0

2011A SERIES TAX ALLOC BOND

COMMUNITY DEVELOPMENT		ACCOUNTING UNIT			
2011 SERIES A DEBT SERVICE		65418020			
Account Code	LINE ITEM RESOURCES	ACTUAL FY 19-20	ACTUAL FY 20-21	ADOPTED FY 21-22	PROPOSED FY 22-23
68000	Transfer to Fund 671	0	9,630	0	0
	SUBTOTAL TRANSFERS	0	9,630	0	0
	TOTAL	0	9,630	0	0

**2018 A & B TARB
DEPARTMENT RESOURCE SUMMARY**

COMMUNITY DEVELOPMENT

ACTIVITIES	ACTUAL FY 19-20	ACTUAL FY 20-21	ADOPTED FY 21-22	PROPOSED FY 22-23
REVENUES				
58005 Investment Income-Trustee	1,226	6	0	0
59000-671 Transfer From Fund 671	5,591,770	3,037,960	6,489,930	11,231,650
TOTAL REVENUES	5,592,996	3,037,966	6,489,930	11,231,650
EXPENDITURES				
65518020 2018 A & B TARB	3,093,950	3,063,340	6,489,930	11,231,650
TOTAL EXPENDITURES	3,093,950	3,063,340	6,489,930	11,231,650
OPERATING EXPENSES	ACTUAL FY 19-20	ACTUAL FY 20-21	ADOPTED FY 21-22	PROPOSED FY 22-23
62000 CONTRACTUALS	6,410	6,000	10,800	8,650
67000 DEBT SERVICE	3,087,540	3,057,340	6,479,130	11,223,000
TOTAL	3,093,950	3,063,340	6,489,930	11,231,650

2018 A & B TARB

COMMUNITY DEVELOPMENT		ACCOUNTING UNIT			
2018 A & B TARB		65518002			
Account Code	LINE ITEM RESOURCES	ACTUAL FY 19-20	ACTUAL FY 20-21	ADOPTED FY 21-22	PROPOSED FY 22-23
58005	Investment Income-Trustee	1,226	6	0	0
59000	Transfer From Fund 671	5,591,770	3,037,960	6,489,930	11,231,650
	SUBTOTAL REVENUES	5,592,996	3,037,966	6,489,930	11,231,650
	TOTAL	5,592,996	3,037,966	6,489,930	11,231,650

2018 A & B TARB

COMMUNITY DEVELOPMENT		ACCOUNTING UNIT			
2018 A & B TARB		65518020			
Account Code	LINE ITEM RESOURCES	ACTUAL FY 19-20	ACTUAL FY 20-21	ADOPTED FY 21-22	PROPOSED FY 22-23
62300	Contract Services-Professional	2,600	2,400	6,600	5,050
62401	Trustee Fee	3,810	3,600	4,200	3,600
	SUBTOTAL CONTRACTUALS	6,410	6,000	10,800	8,650
67300	Bond Principal	0	0	3,860,000	8,825,000
67310	Bond Interest	2,717,627	2,687,427	2,619,130	2,398,000
67400	Amortization of Bond Discount	369,913	369,913	0	0
	SUBTOTAL DEBT SERVICE	3,087,540	3,057,340	6,479,130	11,223,000
	TOTAL	3,093,950	3,063,340	6,489,930	11,231,650

**2003B SERIES ALLOC BOND
DEPARTMENT RESOURCE SUMMARY**

COMMUNITY DEVELOPMENT

ACTIVITIES		ACTUAL FY 19-20	ACTUAL FY 20-21	ADOPTED FY 21-22	PROPOSED FY 22-23
EXPENDITURES					
65818020	2003B SERIES BOND DEBT SERVICE	0	5,514	0	0
	TOTAL EXPENDITURES	0	5,514	0	0
OPERATING EXPENSES		ACTUAL FY 19-20	ACTUAL FY 20-21	ADOPTED FY 21-22	PROPOSED FY 22-23
68000	TRANSFERS	0	5,514	0	0
	TOTAL	0	5,514	0	0

2003B SERIES ALLOC BOND

COMMUNITY DEVELOPMENT

ACCOUNTING UNIT

2003B SERIES BOND DEBT SERVICE

65818020

Account Code	LINE ITEM RESOURCES	ACTUAL FY 19-20	ACTUAL FY 20-21	ADOPTED FY 21-22	PROPOSED FY 22-23
68000	Transfer to Fund 671	0	5,514	0	0
	SUBTOTAL TRANSFERS	0	5,514	0	0
	TOTAL	0	5,514	0	0

**COSA RDA
DEPARTMENT RESOURCE SUMMARY**

COMMUNITY DEVELOPMENT

ACTIVITIES	ACTUAL FY 19-20	ACTUAL FY 20-21	ADOPTED FY 21-22	PROPOSED FY 22-23
REVENUES				
58000 Earning On Investments	5,166	3,276	0	0
59000-671 Transfer From Fund 671	289,698	250,000	150,000	130,000
TOTAL REVENUES	294,864	253,276	150,000	130,000
EXPENDITURES				
67018843 COSA RDA ADMIN	216,232	142,195	150,000	130,200
67018850 COSA RDA OBLIGATIONS	0	190,000	0	0
TOTAL EXPENDITURES	216,232	332,195	150,000	130,200
OPERATING EXPENSES	ACTUAL FY 19-20	ACTUAL FY 20-21	ADOPTED FY 21-22	PROPOSED FY 22-23
61000 SALARIES & BENEFITS	172,916	102,070	100,540	54,520
62000 CONTRACTUALS	8,439	9,868	21,950	49,070
63000 COMMODITIES	2,402	397	1,950	2,300
65000 FIXED CHARGES	32,475	29,860	25,560	19,340
67000 DEBT SERVICE	0	0	0	4,970
69000 MISCELLANEOUS	0	190,000	0	0
TOTAL	216,232	332,195	150,000	130,200

COSA RDA

COMMUNITY DEVELOPMENT		ACCOUNTING UNIT			
COSA RDA REVENUE		67018002			
Account Code	LINE ITEM RESOURCES	ACTUAL FY 19-20	ACTUAL FY 20-21	ADOPTED FY 21-22	PROPOSED FY 22-23
58000	Earning On Investments	5,166	3,276	0	0
59000	Transfer From Fund 671	289,698	250,000	150,000	130,000
	SUBTOTAL REVENUES	294,864	253,276	150,000	130,000
	TOTAL	294,864	253,276	150,000	130,000

COSA RDA

COMMUNITY DEVELOPMENT		ACCOUNTING UNIT			
COSA RDA ADMIN		67018843			
Account Code	LINE ITEM RESOURCES	ACTUAL FY 19-20	ACTUAL FY 20-21	ADOPTED FY 21-22	PROPOSED FY 22-23
61000	Salaries Regular	109,576	60,299	54,400	33,330
61100	Retirement-Employer Normal Cost	4,293	3,221	2,720	1,550
61101	Retirement - Employer Unfunded	25,961	0	0	0
61102	Retirement- Employer Unfunded- Miscellaneous	0	16,297	25,680	8,590
61120	Medicare Insurance	1,523	840	790	480
61130	Health Insurance	20,544	12,246	9,610	6,570
61170	Retiree Health Benefits	0	477	380	240
61180	Worker Compensation Insurance	11,019	8,690	6,960	3,760
	SUBTOTAL SALARIES & BENEFITS	172,916	102,070	100,540	54,520
62010	Communications	1,127	1,083	1,060	1,200
62120	Training, Transportation, Meetings	0	0	100	100
62300	Contract Services-Professional	5,586	8,000	17,290	40,470
62302	Contracted Vendor Personnel Services	1,726	785	3,500	7,300
	SUBTOTAL CONTRACTUALS	8,439	9,868	21,950	49,070
63001	Miscellaneous Operating Expenses	2,402	397	1,950	2,300
	SUBTOTAL COMMODITIES	2,402	397	1,950	2,300
65000	Building Rental	7,100	7,100	5,410	6,580
65040	IT Maintenance Charge	6,204	6,200	5,300	2,340
65100	Insurance Charges	5,810	9,450	7,640	4,480
65105	Benefits Overhead	0	420	360	660
65205	Internal Departments Personnel	854	0	0	0
65210	Delivery Charges	279	280	280	0
65400	Indirect Costs	12,229	6,410	6,570	5,280
	SUBTOTAL FIXED CHARGES	32,475	29,860	25,560	19,340
67301	POB Principal-Misc	0	0	0	1,760
67311	POB Interest - Misc	0	0	0	3,210
	SUBTOTAL DEBT SERVICE	0	0	0	4,970
	TOTAL	216,232	142,195	150,000	130,200

COSA RDA

COMMUNITY DEVELOPMENT		ACCOUNTING UNIT			
COSA RDA OBLIGATIONS		67018850			
Account Code	LINE ITEM RESOURCES	ACTUAL FY 19-20	ACTUAL FY 20-21	ADOPTED FY 21-22	PROPOSED FY 22-23
69601	Loss On Sale of Land	0	190,000	0	0
	SUBTOTAL MISCELLANEOUS	0	190,000	0	0
	TOTAL	0	190,000	0	0

**COSA RDA OBLIGATION RETIREMENT
DEPARTMENT RESOURCE SUMMARY**

COMMUNITY DEVELOPMENT

ACTIVITIES		ACTUAL FY 19-20	ACTUAL FY 20-21	ADOPTED FY 21-22	PROPOSED FY 22-23
REVENUES					
50011	Property Tax	2,703,213	5,373,310	6,847,860	11,546,650
57960	Rental Of Property	208,124	208,124	226,480	226,480
58000	Earning On Investments	73,189	23,493	0	0
59000-652	Transfer From Fund 652	0	0	0	0
59000-654	Transfer From Fund 654	0	9,630	0	0
59000-658	Transfer from Fund 658	0	5,514	0	0
	TOTAL REVENUES	2,984,527	5,620,072	7,074,340	11,773,130
EXPENDITURES					
67118021	COSA RDA OBLIG RETIRE DEBT SRV	6,298,439	3,695,119	7,074,340	11,773,130
	TOTAL EXPENDITURES	6,298,439	3,695,119	7,074,340	11,773,130
OPERATING EXPENSES		ACTUAL FY 19-20	ACTUAL FY 20-21	ADOPTED FY 21-22	PROPOSED FY 22-23
62000	CONTRACTUALS	416,971	407,159	416,480	411,480
68000	TRANSFERS	5,881,468	3,287,960	6,639,930	11,361,650
69000	MISCELLANEOUS	0	0	17,930	0
	TOTAL	6,298,439	3,695,119	7,074,340	11,773,130

COSA RDA OBLIGATION RETIREMENT

COMMUNITY DEVELOPMENT		ACCOUNTING UNIT			
COSA RDA OBLIG RETIRE REV		67118002			
Account Code	LINE ITEM RESOURCES	ACTUAL FY 19-20	ACTUAL FY 20-21	ADOPTED FY 21-22	PROPOSED FY 22-23
50011	Property Tax	2,703,213	5,373,310	6,847,860	11,546,650
57960	Rental Of Property	208,124	208,124	226,480	226,480
58000	Earning On Investments	73,189	23,493	0	0
59000	Transfer From Fund 652	0	0	0	0
59000	Transfer From Fund 654	0	9,630	0	0
59000	Transfer from Fund 658	0	5,514	0	0
	SUBTOTAL REVENUES	2,984,527	5,620,072	7,074,340	11,773,130
	TOTAL	2,984,527	5,620,072	7,074,340	11,773,130

COSA RDA OBLIGATION RETIREMENT

COMMUNITY DEVELOPMENT		ACCOUNTING UNIT			
COSA RDA OBLIG RETIRE DEBT SRV		67118021			
Account Code	LINE ITEM RESOURCES	ACTUAL FY 19-20	ACTUAL FY 20-21	ADOPTED FY 21-22	PROPOSED FY 22-23
62400	Auditor Fee	10,500	688	10,000	5,000
62500	Rent Payments	406,471	406,471	406,480	406,480
	SUBTOTAL CONTRACTUALS	416,971	407,159	416,480	411,480
68000	Transfer to Fund 655	5,591,770	3,037,960	6,489,930	11,231,650
68000	Transfer to Fund 670	289,698	250,000	150,000	130,000
	SUBTOTAL TRANSFERS	5,881,468	3,287,960	6,639,930	11,361,650
69011	Reserve Appropriation	0	0	17,930	0
	SUBTOTAL MISCELLANEOUS	0	0	17,930	0
	TOTAL	6,298,439	3,695,119	7,074,340	11,773,130

**This Page Intentionally
Left Blank**



Information Technology



**This Page Intentionally
Left Blank**



Information Technology Position Summary

Authorized Personnel	Funded FY 21-22	Workforce Changes	Funded FY 22-23
Applications/Tech Support Manager	1	0	1
Chief Technology Innovations Officer	1	0	1
Executive Secretary	1	0	1
GIS Administrator	1	0	1
GIS System Analyst/ Programmer	2	0	2
Information Services & Network Manager	1	0	1
Information Services Representative	1	0	1
Information Technology Infrastructure Supervisor	0	1	1
Information Technology Support Technician II*	3	0	3
Network Spec./WAN Systems Administrator	1	0	1
Principal Programmer Analyst	5	1	6
Programmer Analyst	1	0	1
Senior Programmer Analyst	2	(1)	1
Senior Systems Administrator	1	0	1
Information Technology Support Supervisor*	1	0	1
Telecommunications Coordinator	1	(1)	0
Web Systems Technician	1	(1)	0
	24	(1)	23

*Title Change

INTERNAL SERVICE FUNDS 23

TOTAL FUNDED POSITION 23

**This Page Intentionally
Left Blank**



Information Technology

REVENUE

Fund	ACTUAL FY 19-20	ACTUAL FY 20-21	ADOPTED FY 21-22	PROPOSED FY 22-23
109 INFO SYS STRATEGIC PLAN	9,453,335	8,338,729	9,849,330	8,686,630
TOTAL REVENUE	9,453,335	8,338,729	9,849,330	8,686,630

EXPENDITURE

Fund	ACTUAL FY 19-20	ACTUAL FY 20-21	ADOPTED FY 21-22	PROPOSED FY 22-23
109 INFO SYS STRATEGIC PLAN	7,105,150	8,215,744	14,596,680	16,508,530
174 CARES ACT	-	186,797	-	-
176 CARES ACT-STATE	-	371,308	-	-
TOTAL EXPENDITURE	7,105,150	8,773,849	14,596,680	16,508,530

**INFO SYS STRATEGIC PLAN
DEPARTMENT RESOURCE SUMMARY**

INFORMATION TECHNOLOGY

ACTIVITIES		ACTUAL FY 19-20	ACTUAL FY 20-21	ADOPTED FY 21-22	PROPOSED FY 22-23
REVENUES					
56000	Charges To Departments	168,459	191,693	0	0
56020	IT Maintenance Charge to Department	5,700,001	5,684,595	6,193,560	5,688,590
56021	IT Department Specific Charge	1,349,050	1,151,210	1,349,040	1,344,080
56022	IT Communication Charge to Department	1,674,378	1,488,426	1,510,560	1,510,560
56023	IT Equipment Replacement	0	0	627,170	0
57000	Expense Reimbursement	35,237	29,297	0	0
57010	Miscellaneous Recoveries	41,016	47,786	39,000	81,400
58000	Earning On Investments	191,432	99,959	130,000	62,000
58002	Net Increase (Decrease) In Fai	293,763	(354,237)	0	0
	TOTAL REVENUES	9,453,335	8,338,729	9,849,330	8,686,630
EXPENDITURES					
10920140	NETWORK & TELECOMMUNICATIONS	1,501,297	1,613,860	2,391,200	2,431,950
10920141	ENTERPRISES SYSTEMS	1,491,861	2,633,729	3,357,180	3,399,770
10920143	SPECIALIZED SYSTEMS	694,954	769,615	1,253,770	1,097,670
10920145	CONTENT & COLLABORATION	735,697	0	0	0
10920146	ADMINISTRATION & PROJECTS	462,979	514,518	652,920	726,740
10920147	DATA CENTER	1,338,099	1,378,018	1,846,120	1,789,900
10920148	TECHNOLOGY & SUPPORT SERVICES	880,264	828,907	1,114,490	1,002,630
10920149	PROJECTS	0	477,097	3,981,000	6,059,870
	TOTAL EXPENDITURES	7,105,150	8,215,744	14,596,680	16,508,530
OPERATING EXPENSES		ACTUAL FY 19-20	ACTUAL FY 20-21	ADOPTED FY 21-22	PROPOSED FY 22-23
61000	SALARIES & BENEFITS	2,462,169	2,735,056	3,981,820	3,665,500
62000	CONTRACTUALS	3,535,952	4,083,706	6,507,890	8,561,890
63000	COMMODITIES	174,145	484,032	443,500	243,500
65000	FIXED CHARGES	615,050	762,393	738,470	805,260
66000	CAPITAL	317,834	150,556	2,925,000	3,068,250
67000	DEBT SERVICE	0	0	0	164,130
	TOTAL	7,105,150	8,215,744	14,596,680	16,508,530

INFO SYS STRATEGIC PLAN

INFORMATION TECHNOLOGY PROJECTS		ACCOUNTING UNIT 10920149			
Account Code	LINE ITEM RESOURCES	ACTUAL FY 19-20	ACTUAL FY 20-21	ADOPTED FY 21-22	PROPOSED FY 22-23
62300	Contract Services-Professional	0	28,486	956,000	2,700,000
62306	Software Maintenance & Support	0	0	0	250,000
	SUBTOTAL CONTRACTUALS	0	28,486	956,000	2,950,000
63001	Miscellaneous Operating Expenses	0	315,973	100,000	0
63202	Operating Materials & Supplies	0	98,610	250,000	150,000
	SUBTOTAL COMMODITIES	0	414,583	350,000	150,000
66400	Machinery & Equipment	0	34,027	1,025,000	1,540,000
66510	Computer Software	0	0	1,650,000	1,419,870
	SUBTOTAL CAPITAL	0	34,027	2,675,000	2,959,870
	TOTAL	0	477,097	3,981,000	6,059,870

INFO SYS STRATEGIC PLAN

INFORMATION TECHNOLOGY		ACCOUNTING UNIT			
INFORMATION TECHNOLOGY REVENUE		10920002			
Account Code	LINE ITEM RESOURCES	ACTUAL FY 19-20	ACTUAL FY 20-21	ADOPTED FY 21-22	PROPOSED FY 22-23
56000	Charges To Departments	168,459	191,693	0	0
56020	IT Maintenance Charge to Department	5,700,001	5,684,595	6,193,560	5,688,590
56021	IT Department Specific Charge	1,349,050	1,151,210	1,349,040	1,344,080
56022	IT Communication Charge to Department	1,674,378	1,488,426	1,510,560	1,510,560
56023	IT Equipment Replacement	0	0	627,170	0
57000	Expense Reimbursement	35,237	29,297	0	0
57010	Miscellaneous Recoveries	41,016	47,786	39,000	81,400
58000	Earning On Investments	191,432	99,959	130,000	62,000
58002	Net Increase (Decrease) In Fai	293,763	(354,237)	0	0
	SUBTOTAL REVENUES	9,453,335	8,338,729	9,849,330	8,686,630
	TOTAL	9,453,335	8,338,729	9,849,330	8,686,630

INFO SYS STRATEGIC PLAN

INFORMATION TECHNOLOGY		ACCOUNTING UNIT			
NETWORK & TELECOMMUNICATIONS		10920140			
Account Code	LINE ITEM RESOURCES	ACTUAL FY 19-20	ACTUAL FY 20-21	ADOPTED FY 21-22	PROPOSED FY 22-23
61000	Salaries Regular	170,173	275,252	370,750	412,680
61040	Salaries Overtime	1,495	925	0	0
61100	Retirement-Employer Normal Cost	11,032	18,047	28,800	31,040
61101	Retirement - Employer Unfunded	66,709	0	0	0
61102	Retirement- Employer Unfunded- Miscellaneous	0	91,301	90,120	50,090
61120	Medicare Insurance	2,457	3,652	5,360	5,970
61130	Health Insurance	14,352	19,098	47,280	49,080
61170	Retiree Health Benefits	0	467	1,760	3,010
61180	Worker Compensation Insurance	21,155	21,790	20,040	17,780
	SUBTOTAL SALARIES & BENEFITS	287,373	430,532	564,110	569,650
62010	Communications	763,634	469,620	807,000	807,000
62300	Contract Services-Professional	144,974	145,113	153,000	153,000
62302	Contracted Vendor Personnel Services	197,486	371,473	450,000	414,000
62305	Software Licenses & Subscripti	0	0	0	30,000
62306	Software Maintenance & Support	29,562	71,224	215,560	218,740
62307	Hardware Maintenance & Support	0	37,868	100,000	98,600
	SUBTOTAL CONTRACTUALS	1,135,656	1,095,298	1,725,560	1,721,340
63001	Miscellaneous Operating Expenses	21,646	7,608	10,000	10,000
63300	Gas & Diesel	573	537	500	500
	SUBTOTAL COMMODITIES	22,218	8,146	10,500	10,500
65000	Building Rental	5,800	5,800	4,770	5,800
65010	Rental City Equipment	5,052	2,800	4,860	6,170
65012	Accident Repair & Replacement	132	100	90	0
65040	IT Maintenance Charge	15,662	15,660	0	0
65100	Insurance Charges	10,260	21,310	24,190	22,410
65105	Benefits Overhead	0	890	800	3,210
65210	Delivery Charges	191	190	190	0
65400	Indirect Costs	18,952	33,135	56,130	63,920
	SUBTOTAL FIXED CHARGES	56,049	79,885	91,030	101,510
67301	POB Principal-Misc	0	0	0	10,250
67311	POB Interest - Misc	0	0	0	18,700
	SUBTOTAL DEBT SERVICE	0	0	0	28,950
	TOTAL	1,501,297	1,613,860	2,391,200	2,431,950

INFO SYS STRATEGIC PLAN

INFORMATION TECHNOLOGY		ACCOUNTING UNIT			
ENTERPRISES SYSTEMS		10920141			
Account Code	LINE ITEM RESOURCES	ACTUAL FY 19-20	ACTUAL FY 20-21	ADOPTED FY 21-22	PROPOSED FY 22-23
61000	Salaries Regular	556,352	900,956	1,261,310	1,256,190
61040	Salaries Overtime	2,890	7,486	0	0
61100	Retirement-Employer Normal Cost	20,240	48,067	98,000	94,270
61101	Retirement - Employer Unfunded	122,392	0	0	0
61102	Retirement- Employer Unfunded- Miscellaneous	0	243,179	278,760	128,100
61120	Medicare Insurance	7,898	12,889	18,260	18,180
61130	Health Insurance	94,426	138,299	256,440	229,560
61170	Retiree Health Benefits	0	555	1,570	1,650
61180	Worker Compensation Insurance	65,258	94,780	69,540	54,530
	SUBTOTAL SALARIES & BENEFITS	869,457	1,446,212	1,983,880	1,782,480
62300	Contract Services-Professional	123,907	527,830	433,800	433,800
62302	Contracted Vendor Personnel Services	0	74,579	116,200	180,200
62305	Software Licenses & Subscripti	6,012	10,956	35,770	99,900
62306	Software Maintenance & Support	233,662	166,750	429,340	440,610
	SUBTOTAL CONTRACTUALS	363,580	780,116	1,015,110	1,154,510
63001	Miscellaneous Operating Expenses	1,898	864	0	0
	SUBTOTAL COMMODITIES	1,898	864	0	0
65000	Building Rental	95,320	95,320	78,280	95,210
65040	IT Maintenance Charge	58,190	76,260	0	0
65100	Insurance Charges	40,900	113,400	83,960	68,690
65105	Benefits Overhead	0	4,710	3,970	9,850
65210	Delivery Charges	776	1,020	1,020	0
65400	Indirect Costs	61,740	115,827	190,960	214,970
	SUBTOTAL FIXED CHARGES	256,926	406,537	358,190	388,720
67301	POB Principal-Misc	0	0	0	26,210
67311	POB Interest - Misc	0	0	0	47,850
	SUBTOTAL DEBT SERVICE	0	0	0	74,060
	TOTAL	1,491,861	2,633,729	3,357,180	3,399,770

INFO SYS STRATEGIC PLAN

INFORMATION TECHNOLOGY		ACCOUNTING UNIT			
SPECIALIZED SYSTEMS		10920143			
Account Code	LINE ITEM RESOURCES	ACTUAL FY 19-20	ACTUAL FY 20-21	ADOPTED FY 21-22	PROPOSED FY 22-23
61000	Salaries Regular	0	9,342	241,530	267,890
61100	Retirement-Employer Normal Cost	0	1,128	17,020	18,380
61102	Retirement- Employer Unfunded- Miscellaneous	0	5,706	0	3,010
61120	Medicare Insurance	0	133	3,490	3,870
61130	Health Insurance	0	0	47,520	24,240
61180	Worker Compensation Insurance	0	0	13,410	570
	SUBTOTAL SALARIES & BENEFITS	0	16,309	322,970	317,960
62010	Communications	20,864	16,653	15,000	15,000
62300	Contract Services-Professional	28,319	25,932	0	0
62302	Contracted Vendor Personnel Services	438,006	499,211	626,000	487,830
62305	Software Licenses & Subscripti	1,798	0	2,000	2,000
62306	Software Maintenance & Support	156,117	209,931	234,230	226,720
	SUBTOTAL CONTRACTUALS	645,105	751,727	877,230	731,550
63000	Office Supplies	48,906	0	0	0
63001	Miscellaneous Operating Expenses	943	388	0	0
	SUBTOTAL COMMODITIES	49,849	388	0	0
65100	Insurance Charges	0	0	16,190	710
65105	Benefits Overhead	0	0	810	100
65400	Indirect Costs	0	1,191	36,570	45,620
	SUBTOTAL FIXED CHARGES	0	1,191	53,570	46,430
67301	POB Principal-Misc	0	0	0	610
67311	POB Interest - Misc	0	0	0	1,120
	SUBTOTAL DEBT SERVICE	0	0	0	1,730
	TOTAL	694,954	769,615	1,253,770	1,097,670

INFO SYS STRATEGIC PLAN

INFORMATION TECHNOLOGY CONTENT & COLLABORATION		ACCOUNTING UNIT 10920145			
Account Code	LINE ITEM RESOURCES	ACTUAL FY 19-20	ACTUAL FY 20-21	ADOPTED FY 21-22	PROPOSED FY 22-23
61000	Salaries Regular	253,875	0	0	0
61040	Salaries Overtime	2,717	0	0	0
61100	Retirement-Employer Normal Cost	11,647	0	0	0
61101	Retirement - Employer Unfunded	70,427	0	0	0
61120	Medicare Insurance	3,660	0	0	0
61130	Health Insurance	36,930	0	0	0
61180	Worker Compensation Insurance	30,008	0	0	0
	SUBTOTAL SALARIES & BENEFITS	409,263	0	0	0
62300	Contract Services-Professional	16,287	0	0	0
62302	Contracted Vendor Personnel Services	245,630	0	0	0
62306	Software Maintenance & Support	2,853	0	0	0
	SUBTOTAL CONTRACTUALS	264,769	0	0	0
63001	Miscellaneous Operating Expenses	2,116	0	0	0
	SUBTOTAL COMMODITIES	2,116	0	0	0
65040	IT Maintenance Charge	18,071	0	0	0
65100	Insurance Charges	12,910	0	0	0
65210	Delivery Charges	240	0	0	0
65400	Indirect Costs	28,328	0	0	0
	SUBTOTAL FIXED CHARGES	59,549	0	0	0
	TOTAL	735,697	0	0	0

INFO SYS STRATEGIC PLAN

INFORMATION TECHNOLOGY		ACCOUNTING UNIT			
ADMINISTRATION & PROJECTS		10920146			
Account Code	LINE ITEM RESOURCES	ACTUAL FY 19-20	ACTUAL FY 20-21	ADOPTED FY 21-22	PROPOSED FY 22-23
61000	Salaries Regular	242,738	267,039	320,960	366,580
61020	Salaries Part-Time	4,825	0	0	0
61100	Retirement-Employer Normal Cost	10,683	14,963	22,340	17,740
61101	Retirement - Employer Unfunded	64,600	0	0	0
61102	Retirement- Employer Unfunded- Miscellaneous	0	75,700	86,040	39,880
61110	Part-Time Retirement	181	0	0	0
61120	Medicare Insurance	3,639	3,919	4,640	5,290
61130	Health Insurance	40,729	41,095	48,000	52,680
61170	Retiree Health Benefits	0	735	0	1,950
61180	Worker Compensation Insurance	28,966	15,390	17,920	16,160
	SUBTOTAL SALARIES & BENEFITS	396,361	418,841	499,900	500,280
62120	Training, Transportation, Meetings	4,076	739	20,000	20,000
62130	Tuition Reimbursement	0	0	2,000	2,000
62300	Contract Services-Professional	774	5,581	10,000	10,000
62302	Contracted Vendor Personnel Services	0	0	0	36,000
62600	Parking Validation	0	0	700	700
62700	Auto Expense	6,000	6,000	6,000	6,000
	SUBTOTAL CONTRACTUALS	10,850	12,320	38,700	74,700
63001	Miscellaneous Operating Expenses	619	17,790	43,000	43,000
	SUBTOTAL COMMODITIES	619	17,790	43,000	43,000
65040	IT Maintenance Charge	12,048	12,050	0	0
65100	Insurance Charges	15,480	18,410	21,630	20,360
65105	Benefits Overhead	0	770	810	2,920
65210	Delivery Charges	289	290	290	0
65400	Indirect Costs	27,331	34,048	48,590	62,430
	SUBTOTAL FIXED CHARGES	55,148	65,568	71,320	85,710
67301	POB Principal-Misc	0	0	0	8,160
67311	POB Interest - Misc	0	0	0	14,890
	SUBTOTAL DEBT SERVICE	0	0	0	23,050
	TOTAL	462,979	514,518	652,920	726,740

INFO SYS STRATEGIC PLAN

INFORMATION TECHNOLOGY		ACCOUNTING UNIT			
DATA CENTER		10920147			
Account Code	LINE ITEM RESOURCES	ACTUAL FY 19-20	ACTUAL FY 20-21	ADOPTED FY 21-22	PROPOSED FY 22-23
61000	Salaries Regular	99,886	18,563	0	0
61100	Retirement-Employer Normal Cost	2,552	747	0	0
61101	Retirement - Employer Unfunded	15,433	0	0	0
61102	Retirement- Employer Unfunded- Miscellaneous	0	3,777	21,120	0
61120	Medicare Insurance	1,006	270	0	0
61130	Health Insurance	4,139	1,161	0	0
61170	Retiree Health Benefits	0	170	0	0
61180	Worker Compensation Insurance	11,992	0	0	0
	SUBTOTAL SALARIES & BENEFITS	135,009	24,688	21,120	0
62010	Communications	7,883	7,323	11,000	11,000
62300	Contract Services-Professional	1,856	6,165	64,550	55,000
62302	Contracted Vendor Personnel Services	474,912	621,972	638,000	700,000
62305	Software Licenses & Subscripti	25,989	10,220	41,000	17,500
62306	Software Maintenance & Support	389,781	353,824	609,550	542,760
62307	Hardware Maintenance & Support	108,699	121,334	96,400	220,400
	SUBTOTAL CONTRACTUALS	1,009,120	1,120,838	1,460,500	1,546,660
63001	Miscellaneous Operating Expenses	2,736	14	0	0
63202	Operating Materials & Supplies	552	19,123	20,000	20,000
	SUBTOTAL COMMODITIES	3,287	19,137	20,000	20,000
65000	Building Rental	114,990	114,990	94,430	114,860
65040	IT Maintenance Charge	2,410	2,410	0	0
65100	Insurance Charges	3,610	4,760	0	0
65105	Benefits Overhead	0	200	0	0
65210	Delivery Charges	71	70	70	0
65400	Indirect Costs	10,266	2,367	0	0
	SUBTOTAL FIXED CHARGES	131,347	124,797	94,500	114,860
66400	Machinery & Equipment	59,335	88,559	250,000	108,380
	SUBTOTAL CAPITAL	59,335	88,559	250,000	108,380
	TOTAL	1,338,099	1,378,018	1,846,120	1,789,900

INFO SYS STRATEGIC PLAN

INFORMATION TECHNOLOGY		ACCOUNTING UNIT			
TECHNOLOGY & SUPPORT SERVICES		10920148			
Account Code	LINE ITEM RESOURCES	ACTUAL FY 19-20	ACTUAL FY 20-21	ADOPTED FY 21-22	PROPOSED FY 22-23
61000	Salaries Regular	175,488	195,415	315,840	299,410
61040	Salaries Overtime	3,221	2,122	0	0
61100	Retirement-Employer Normal Cost	18,772	23,591	37,580	33,640
61101	Retirement - Employer Unfunded	113,517	0	0	0
61102	Retirement- Employer Unfunded- Miscellaneous	0	119,348	132,240	62,870
61110	Part-Time Retirement	80	0	0	0
61120	Medicare Insurance	2,555	2,857	4,580	4,340
61130	Health Insurance	30,037	31,872	82,560	83,040
61180	Worker Compensation Insurance	21,035	23,270	17,040	11,830
	SUBTOTAL SALARIES & BENEFITS	364,706	398,475	589,840	495,130
62300	Contract Services-Professional	30,303	118,903	154,990	103,330
62302	Contracted Vendor Personnel Services	60,403	170,635	220,800	220,800
62306	Software Maintenance & Support	16,164	5,383	59,000	59,000
	SUBTOTAL CONTRACTUALS	106,870	294,921	434,790	383,130
63000	Office Supplies	61,193	2,964	0	0
63001	Miscellaneous Operating Expenses	3,593	8,036	0	0
63202	Operating Materials & Supplies	29,371	12,125	20,000	20,000
	SUBTOTAL COMMODITIES	94,157	23,125	20,000	20,000
65040	IT Maintenance Charge	30,119	30,120	0	0
65100	Insurance Charges	6,070	27,840	20,570	14,900
65105	Benefits Overhead	0	1,160	1,360	2,140
65210	Delivery Charges	113	110	110	0
65400	Indirect Costs	19,730	25,186	47,820	50,990
	SUBTOTAL FIXED CHARGES	56,032	84,416	69,860	68,030
66400	Machinery & Equipment	258,499	27,970	0	0
	SUBTOTAL CAPITAL	258,499	27,970	0	0
67301	POB Principal-Misc	0	0	0	12,860
67311	POB Interest - Misc	0	0	0	23,480
	SUBTOTAL DEBT SERVICE	0	0	0	36,340
	TOTAL	880,264	828,907	1,114,490	1,002,630

**CARES ACT
DEPARTMENT RESOURCE SUMMARY**

INFORMATION TECHNOLOGY

ACTIVITIES		ACTUAL FY 19-20	ACTUAL FY 20-21	ADOPTED FY 21-22	PROPOSED FY 22-23
EXPENDITURES					
17420140	CARES ACT-COUNTY IT	0	186,797	0	0
	TOTAL EXPENDITURES	0	186,797	0	0
OPERATING EXPENSES		ACTUAL FY 19-20	ACTUAL FY 20-21	ADOPTED FY 21-22	PROPOSED FY 22-23
62000	CONTRACTUALS	0	10,651	0	0
63000	COMMODITIES	0	176,146	0	0
	TOTAL	0	186,797	0	0

CARES ACT

INFORMATION TECHNOLOGY		ACCOUNTING UNIT			
CARES ACT-COUNTY IT		17420140			
Account Code	LINE ITEM RESOURCES	ACTUAL FY 19-20	ACTUAL FY 20-21	ADOPTED FY 21-22	PROPOSED FY 22-23
62300	Contract Services-Professional	0	451	0	0
62302	Contracted Vendor Personnel Services	0	10,200	0	0
	SUBTOTAL CONTRACTUALS	0	10,651	0	0
63001	Miscellaneous Operating Expenses	0	176,146	0	0
	SUBTOTAL COMMODITIES	0	176,146	0	0
	TOTAL	0	186,797	0	0

**CARES ACT-STATE
DEPARTMENT RESOURCE SUMMARY**

INFORMATION TECHNOLOGY

ACTIVITIES		ACTUAL FY 19-20	ACTUAL FY 20-21	ADOPTED FY 21-22	PROPOSED FY 22-23
EXPENDITURES					
17620140	CARES ACT-STATE IT	0	371,308	0	0
	TOTAL EXPENDITURES	0	371,308	0	0
OPERATING EXPENSES		ACTUAL FY 19-20	ACTUAL FY 20-21	ADOPTED FY 21-22	PROPOSED FY 22-23
62000	CONTRACTUALS	0	152,034	0	0
63000	COMMODITIES	0	219,274	0	0
	TOTAL	0	371,308	0	0

CARES ACT-STATE

INFORMATION TECHNOLOGY		ACCOUNTING UNIT			
CARES ACT-STATE IT		17620140			
Account Code	LINE ITEM RESOURCES	ACTUAL FY 19-20	ACTUAL FY 20-21	ADOPTED FY 21-22	PROPOSED FY 22-23
62305	Software Licenses & Subscripti	0	4,382	0	0
62306	Software Maintenance & Support	0	147,651	0	0
	SUBTOTAL CONTRACTUALS	0	152,034	0	0
63001	Miscellaneous Operating Expenses	0	219,274	0	0
	SUBTOTAL COMMODITIES	0	219,274	0	0
	TOTAL	0	371,308	0	0

**This Page Intentionally
Left Blank**



Bowers Museum



**This Page Intentionally
Left Blank**



Museum Fund

EXPENDITURE

Fund	ACTUAL FY 19-20	ACTUAL FY 20-21	ADOPTED FY 21-22	PROPOSED FY 22-23
011 GENERAL FUND	1,472,977	1,472,977	1,474,030	2,542,320
TOTAL EXPENDITURE	1,472,977	1,472,977	1,474,030	2,542,320

**GENERAL FUND
DEPARTMENT RESOURCE SUMMARY**

MUSEUM FUND

ACTIVITIES	ACTUAL FY 19-20	ACTUAL FY 20-21	ADOPTED FY 21-22	PROPOSED FY 22-23
EXPENDITURES				
01112030 MUSEUM CAPITAL AND MAINTENANCE	1,472,977	1,472,977	1,474,030	2,542,320
TOTAL EXPENDITURES	1,472,977	1,472,977	1,474,030	2,542,320
OPERATING EXPENSES	ACTUAL FY 19-20	ACTUAL FY 20-21	ADOPTED FY 21-22	PROPOSED FY 22-23
62000 CONTRACTUALS	16,347	16,347	17,400	85,690
66000 CAPITAL	0	0	0	1,000,000
69000 MISCELLANEOUS	1,456,630	1,456,630	1,456,630	1,456,630
TOTAL	1,472,977	1,472,977	1,474,030	2,542,320

GENERAL FUND

MUSEUM FUND		ACCOUNTING UNIT			
MUSEUM CAPITAL AND MAINTENANCE		01112030			
Account Code	LINE ITEM RESOURCES	ACTUAL FY 19-20	ACTUAL FY 20-21	ADOPTED FY 21-22	PROPOSED FY 22-23
62251	Other Agency Services	16,347	16,347	17,400	85,690
	SUBTOTAL CONTRACTUALS	16,347	16,347	17,400	85,690
66200	Buildings & Building Improvements	0	0	0	1,000,000
	SUBTOTAL CAPITAL	0	0	0	1,000,000
69135	Payment to Subagent	1,456,630	1,456,630	1,456,630	1,456,630
	SUBTOTAL MISCELLANEOUS	1,456,630	1,456,630	1,456,630	1,456,630
	TOTAL	1,472,977	1,472,977	1,474,030	2,542,320

**This Page Intentionally
Left Blank**



Debt Service and Non-Departmental



**This Page Intentionally
Left Blank**



Debt Service

REVENUE

Fund	ACTUAL FY 19-20	ACTUAL FY 20-21	ADOPTED FY 21-22	PROPOSED FY 22-23
400 POLICE LEASE REVENUE BONDS	4,625,953	4,530,522	4,622,100	4,622,100
404 COSA 2014 LEASE FINANCING	5,167,450	5,172,350	5,156,160	5,156,070
406 2021 PENSION OBLIGATION FUNDS	-	-	-	15,340,770
TOTAL REVENUE	9,793,403	9,702,872	9,778,260	25,118,940

EXPENDITURE

Fund	ACTUAL FY 19-20	ACTUAL FY 20-21	ADOPTED FY 21-22	PROPOSED FY 22-23
400 POLICE LEASE REVENUE BONDS	4,620,260	4,617,592	4,622,100	4,621,800
404 COSA 2014 LEASE FINANCING	5,156,545	5,164,848	5,156,160	5,156,070
406 2021 PENSION OBLIGATION FUNDS	-	-	-	15,331,870
TOTAL EXPENDITURE	9,776,805	9,782,439	9,778,260	25,109,740

**POLICE LEASE REVENUE BONDS
DEPARTMENT RESOURCE SUMMARY**

DEBT SERVICE

ACTIVITIES	ACTUAL FY 19-20	ACTUAL FY 20-21	ADOPTED FY 21-22	PROPOSED FY 22-23
REVENUES				
58005 Investment Income-Trustee	4,203	26	0	0
59000-011 Transfer From Fund 011	4,621,750	4,530,496	4,622,100	4,622,100
TOTAL REVENUES	4,625,953	4,530,522	4,622,100	4,622,100
EXPENDITURES				
40019020 POLICE BUILDING DEBT SERVICE	4,620,260	4,617,592	4,622,100	4,621,800
TOTAL EXPENDITURES	4,620,260	4,617,592	4,622,100	4,621,800
OPERATING EXPENSES	ACTUAL FY 19-20	ACTUAL FY 20-21	ADOPTED FY 21-22	PROPOSED FY 22-23
62000 CONTRACTUALS	6,510	4,310	10,000	10,000
67000 DEBT SERVICE	4,613,750	4,613,281	4,612,100	4,611,800
TOTAL	4,620,260	4,617,592	4,622,100	4,621,800

POLICE LEASE REVENUE BONDS

DEBT SERVICE		ACCOUNTING UNIT			
POLICE BUILDING DEBT SERVICE		40019002			
Account Code	LINE ITEM RESOURCES	ACTUAL FY 19-20	ACTUAL FY 20-21	ADOPTED FY 21-22	PROPOSED FY 22-23
58005	Investment Income-Trustee	4,203	26	0	0
59000	Transfer From Fund 011	4,621,750	4,530,496	4,622,100	4,622,100
	SUBTOTAL REVENUES	4,625,953	4,530,522	4,622,100	4,622,100
	TOTAL	4,625,953	4,530,522	4,622,100	4,622,100

POLICE LEASE REVENUE BONDS

DEBT SERVICE		ACCOUNTING UNIT			
POLICE BUILDING DEBT SERVICE		40019020			
Account Code	LINE ITEM RESOURCES	ACTUAL FY 19-20	ACTUAL FY 20-21	ADOPTED FY 21-22	PROPOSED FY 22-23
62300	Contract Services-Professional	6,510	4,310	10,000	10,000
	SUBTOTAL CONTRACTUALS	6,510	4,310	10,000	10,000
67300	Bond Principal	3,407,500	3,620,000	3,845,000	4,085,000
67310	Bond Interest	1,206,250	993,281	767,100	526,800
	SUBTOTAL DEBT SERVICE	4,613,750	4,613,281	4,612,100	4,611,800
	TOTAL	4,620,260	4,617,592	4,622,100	4,621,800

**COSA 2014 LEASE FINANCING
DEPARTMENT RESOURCE SUMMARY**

DEBT SERVICE

ACTIVITIES	ACTUAL FY 19-20	ACTUAL FY 20-21	ADOPTED FY 21-22	PROPOSED FY 22-23
REVENUES				
59000-011 Transfer From Fund 011	4,956,490	4,960,160	4,947,420	4,947,950
59000-086 Transfer From Fund 086	115,000	115,670	113,790	113,450
59000-101 Transfer From Fund 101	95,960	96,520	94,950	94,670
TOTAL REVENUES	5,167,450	5,172,350	5,156,160	5,156,070
EXPENDITURES				
40419020 2014 LEASE FINANCING	5,156,545	5,164,848	5,156,160	5,156,070
TOTAL EXPENDITURES	5,156,545	5,164,848	5,156,160	5,156,070
OPERATING EXPENSES	ACTUAL FY 19-20	ACTUAL FY 20-21	ADOPTED FY 21-22	PROPOSED FY 22-23
62000 CONTRACTUALS	0	3,500	0	0
67000 DEBT SERVICE	5,156,545	5,161,348	5,156,160	5,156,070
TOTAL	5,156,545	5,164,848	5,156,160	5,156,070

COSA 2014 LEASE FINANCING

DEBT SERVICE		ACCOUNTING UNIT			
2014 LEASE FINANCING		40419002			
Account Code	LINE ITEM RESOURCES	ACTUAL FY 19-20	ACTUAL FY 20-21	ADOPTED FY 21-22	PROPOSED FY 22-23
59000	Transfer From Fund 011	4,956,490	4,960,160	4,947,420	4,947,950
59000	Transfer From Fund 086	115,000	115,670	113,790	113,450
59000	Transfer From Fund 101	95,960	96,520	94,950	94,670
	SUBTOTAL REVENUES	5,167,450	5,172,350	5,156,160	5,156,070
	TOTAL	5,167,450	5,172,350	5,156,160	5,156,070

COSA 2014 LEASE FINANCING

DEBT SERVICE		ACCOUNTING UNIT			
2014 LEASE FINANCING		40419020			
Account Code	LINE ITEM RESOURCES	ACTUAL FY 19-20	ACTUAL FY 20-21	ADOPTED FY 21-22	PROPOSED FY 22-23
62300	Contract Services-Professional	0	3,500	0	0
	SUBTOTAL CONTRACTUALS	0	3,500	0	0
67300	Bond Principal	4,290,000	4,440,000	4,585,000	4,740,000
67310	Bond Interest	866,545	721,348	571,160	416,070
	SUBTOTAL DEBT SERVICE	5,156,545	5,161,348	5,156,160	5,156,070
	TOTAL	5,156,545	5,164,848	5,156,160	5,156,070

**2021 PENSION OBLIGATION FUNDS
DEPARTMENT RESOURCE SUMMARY**

DEBT SERVICE

ACTIVITIES		ACTUAL FY 19-20	ACTUAL FY 20-21	ADOPTED FY 21-22	PROPOSED FY 22-23
REVENUES					
59000-011	Transfer From Fund 011	0	0	0	14,984,010
59000-029	Transfer From Fund 029-Gax Tax	0	0	0	28,850
59000-031	Transfer From Fund 031	0	0	0	7,050
59000-074	Transfer From Fund 074	0	0	0	13,200
59000-122	Transfer From Fund 122	0	0	0	810
59000-123	Transfer From Fund 123	0	0	0	60,990
59000-124	Transfer From Fund 124	0	0	0	10,650
59000-130	Transfer From Fund 130	0	0	0	9,610
59000-133	Transfer From Fund 133	0	0	0	1,300
59000-135	Transfer From Fund 135	0	0	0	107,670
59000-139	Transfer From Fund 139	0	0	0	230
59000-140	Transfer From Fund 140	0	0	0	91,940
59000-177	Transfer From Fund 177	0	0	0	2,520
59000-417	Transfer From Fund 417	0	0	0	9,900
59000-607	Transfer From Fund 607	0	0	0	12,040
	TOTAL REVENUES	0	0	0	15,340,770
EXPENDITURES					
40619020	2021 PENSION OBLIGATION BONDS	0	0	0	15,331,870
	TOTAL EXPENDITURES	0	0	0	15,331,870
OPERATING EXPENSES		ACTUAL FY 19-20	ACTUAL FY 20-21	ADOPTED FY 21-22	PROPOSED FY 22-23
67000	DEBT SERVICE	0	0	0	15,331,870
	TOTAL	0	0	0	15,331,870

2021 PENSION OBLIGATION FUNDS

DEBT SERVICE		ACCOUNTING UNIT			
2021 PENSION OBLIGATION BONDS		40619002			
Account Code	LINE ITEM RESOURCES	ACTUAL FY 19-20	ACTUAL FY 20-21	ADOPTED FY 21-22	PROPOSED FY 22-23
59000	Transfer From Fund 011	0	0	0	14,984,010
59000	Transfer From Fund 029-Gax Tax	0	0	0	28,850
59000	Transfer From Fund 031	0	0	0	7,050
59000	Transfer From Fund 074	0	0	0	13,200
59000	Transfer From Fund 122	0	0	0	810
59000	Transfer From Fund 123	0	0	0	60,990
59000	Transfer From Fund 124	0	0	0	10,650
59000	Transfer From Fund 130	0	0	0	9,610
59000	Transfer From Fund 133	0	0	0	1,300
59000	Transfer From Fund 135	0	0	0	107,670
59000	Transfer From Fund 139	0	0	0	230
59000	Transfer From Fund 140	0	0	0	91,940
59000	Transfer From Fund 177	0	0	0	2,520
59000	Transfer From Fund 417	0	0	0	9,900
59000	Transfer From Fund 607	0	0	0	12,040
	SUBTOTAL REVENUES	0	0	0	15,340,770
	TOTAL	0	0	0	15,340,770

2021 PENSION OBLIGATION FUNDS

DEBT SERVICE		ACCOUNTING UNIT			
2021 PENSION OBLIGATION BONDS		40619020			
Account Code	LINE ITEM RESOURCES	ACTUAL FY 19-20	ACTUAL FY 20-21	ADOPTED FY 21-22	PROPOSED FY 22-23
67301	POB Principal-Misc	0	0	0	1,838,220
67302	POB Principal-Safety	0	0	0	3,587,880
67311	POB Interest - Misc	0	0	0	3,355,850
67312	POB Interest - Safety	0	0	0	6,549,920
	SUBTOTAL DEBT SERVICE	0	0	0	15,331,870
	TOTAL	0	0	0	15,331,870

General Non-Dep

EXPENDITURE

Fund	ACTUAL FY 19-20	ACTUAL FY 20-21	ADOPTED FY 21-22	PROPOSED FY 22-23
011 GENERAL FUND	38,739,471	43,260,987	49,206,780	47,103,560
050 COUNCIL SPECIAL PROJECTS FUND	90,000	2,751,858	-	-
051 CAPITAL OUTLAY FUND	138,424	76,679	292,000	292,000
176 CARES ACT-STATE	-	1,475,571	-	-
176 CARES ACT-STATE NON-DEPT	167,539	-	-	-
TOTAL EXPENDITURE	39,135,434	47,565,096	49,498,780	47,395,560

**GENERAL FUND
DEPARTMENT RESOURCE SUMMARY**

GENERAL NON-DEP

ACTIVITIES		ACTUAL FY 19-20	ACTUAL FY 20-21	ADOPTED FY 21-22	PROPOSED FY 22-23
EXPENDITURES					
01105015	GENERAL NON-DEPARTMENTAL	1,248,222	1,919,572	2,182,300	7,782,650
01105016	GENERAL NON-DEPARTMENTAL COVID	0	0	0	830
01105020	UNFUNDED LIABILITY (UAL)	37,491,249	29,974,309	47,024,480	39,320,080
	TOTAL EXPENDITURES	38,739,471	31,893,880	49,206,780	47,103,560
OPERATING EXPENSES		ACTUAL FY 19-20	ACTUAL FY 20-21	ADOPTED FY 21-22	PROPOSED FY 22-23
61000	SALARIES & BENEFITS	37,517,289	30,030,045	47,024,480	24,336,070
62000	CONTRACTUALS	571,849	1,210,122	1,522,700	2,122,700
63000	COMMODITIES	16,318	19,808	22,500	22,500
65000	FIXED CHARGES	0	0	0	1,180
67000	DEBT SERVICE	634,015	633,906	637,100	637,100
68000	TRANSFERS	0	0	0	14,984,010
69000	MISCELLANEOUS	0	0	0	5,000,000
	TOTAL	38,739,471	31,893,880	49,206,780	47,103,560

GENERAL FUND

GENERAL NON-DEP

ACCOUNTING UNIT

GENERAL NON-DEPARTMENTAL COVID

01105016

Account Code	LINE ITEM RESOURCES	ACTUAL FY 19-20	ACTUAL FY 20-21	ADOPTED FY 21-22	PROPOSED FY 22-23
65105	Benefits Overhead	0	0	0	830
	SUBTOTAL FIXED CHARGES	0	0	0	830
	TOTAL	0	0	0	830

GENERAL FUND

GENERAL NON-DEP		ACCOUNTING UNIT			
GENERAL NON-DEPARTMENTAL		01105015			
Account Code	LINE ITEM RESOURCES	ACTUAL FY 19-20	ACTUAL FY 20-21	ADOPTED FY 21-22	PROPOSED FY 22-23
61000	Salaries Regular	20,139	26,051	0	0
61020	Salaries Part-Time	0	5,477	0	0
61040	Salaries Overtime	0	16,893	0	0
61100	Retirement-Employer Normal Cost	484	1,368	0	0
61110	Part-Time Retirement	0	69	0	0
61120	Medicare Insurance	232	325	0	0
61130	Health Insurance	5,185	5,554	0	0
	SUBTOTAL SALARIES & BENEFITS	26,041	55,736	0	0
62140	Membership, Subscription & Dues	110,087	226,661	255,700	220,700
62300	Contract Services-Professional	461,762	983,461	1,265,000	900,000
62302	Contracted Vendor Personnel Services	0	0	0	1,000,000
62600	Parking Validation	0	0	2,000	2,000
	SUBTOTAL CONTRACTUALS	571,849	1,210,122	1,522,700	2,122,700
63001	Miscellaneous Operating Expenses	16,318	19,621	22,500	22,500
63005	Credit Card Expense	0	187	0	0
	SUBTOTAL COMMODITIES	16,318	19,808	22,500	22,500
65105	Benefits Overhead	0	0	0	350
	SUBTOTAL FIXED CHARGES	0	0	0	350
67100	Principal-Debt Services	500,697	518,884	537,800	557,300
67110	Interest-Debt Services	133,318	115,022	99,300	79,800
	SUBTOTAL DEBT SERVICE	634,015	633,906	637,100	637,100
69011	Reserve Appropriation	0	0	0	5,000,000
	SUBTOTAL MISCELLANEOUS	0	0	0	5,000,000
	TOTAL	1,248,222	1,919,572	2,182,300	7,782,650

GENERAL FUND

GENERAL NON-DEP		ACCOUNTING UNIT			
UNFUNDED LIABILITY (UAL)		01105020			
Account Code	LINE ITEM RESOURCES	ACTUAL FY 19-20	ACTUAL FY 20-21	ADOPTED FY 21-22	PROPOSED FY 22-23
61102	Retirement- Employer Unfunded- Miscellaneous	14,438,788	12,111,617	17,922,840	8,392,280
61103	Retirement- Employer Unfunded - Police	15,489,187	9,597,149	19,839,920	10,869,610
61104	Retirement - Employer Unfunded - Fire	7,563,274	8,265,543	9,261,720	5,074,180
	SUBTOTAL SALARIES & BENEFITS	37,491,249	29,974,309	47,024,480	24,336,070
68001	POB Misc Xfer to Fund 406	0	0	0	4,846,210
68002	POB Safety Xfer to Fund 406	0	0	0	10,137,800
	SUBTOTAL TRANSFERS	0	0	0	14,984,010
	TOTAL	37,491,249	29,974,309	47,024,480	39,320,080

**COUNCIL SPECIAL PROJECTS FUND
DEPARTMENT RESOURCE SUMMARY**

GENERAL NON-DEP

ACTIVITIES		ACTUAL FY 19-20	ACTUAL FY 20-21	ADOPTED FY 21-22	PROPOSED FY 22-23
EXPENDITURES					
05005018	NON-DEPT COUNCIL SPECIAL PROJ	90,000	2,751,858	0	0
	TOTAL EXPENDITURES	90,000	2,751,858	0	0
OPERATING EXPENSES		ACTUAL FY 19-20	ACTUAL FY 20-21	ADOPTED FY 21-22	PROPOSED FY 22-23
62000	CONTRACTUALS	90,000	0	0	0
68000	TRANSFERS	0	2,751,858	0	0
	TOTAL	90,000	2,751,858	0	0

COUNCIL SPECIAL PROJECTS FUND

GENERAL NON-DEP		ACCOUNTING UNIT			
NON-DEPT COUNCIL SPECIAL PROJ		05005018			
Account Code	LINE ITEM RESOURCES	ACTUAL FY 19-20	ACTUAL FY 20-21	ADOPTED FY 21-22	PROPOSED FY 22-23
62300	Contract Services-Professional	90,000	0	0	0
	SUBTOTAL CONTRACTUALS	90,000	0	0	0
68000	Transfer to Fund 011	0	2,751,858	0	0
	SUBTOTAL TRANSFERS	0	2,751,858	0	0
	TOTAL	90,000	2,751,858	0	0

**CAPITAL OUTLAY FUND
DEPARTMENT RESOURCE SUMMARY**

GENERAL NON-DEP

ACTIVITIES		ACTUAL FY 19-20	ACTUAL FY 20-21	ADOPTED FY 21-22	PROPOSED FY 22-23
EXPENDITURES					
05105015	NON-DEPARTMENTAL	138,424	76,679	292,000	292,000
	TOTAL EXPENDITURES	138,424	76,679	292,000	292,000
OPERATING EXPENSES		ACTUAL FY 19-20	ACTUAL FY 20-21	ADOPTED FY 21-22	PROPOSED FY 22-23
66000	CAPITAL	105,645	43,900	0	0
67000	DEBT SERVICE	32,779	32,779	292,000	292,000
	TOTAL	138,424	76,679	292,000	292,000

CAPITAL OUTLAY FUND

GENERAL NON-DEP NON-DEPARTMENTAL		ACCOUNTING UNIT 05105015			
Account Code	LINE ITEM RESOURCES	ACTUAL FY 19-20	ACTUAL FY 20-21	ADOPTED FY 21-22	PROPOSED FY 22-23
66200	Buildings & Building Improvements	105,537	43,900	0	0
66220	Improvements Other Than Building	108	0	0	0
	SUBTOTAL CAPITAL	105,645	43,900	0	0
67100	Principal-Debt Services	0	0	292,000	292,000
67200	Principal-Leases	26,786	27,608	0	0
67210	Interest-Leases	5,993	5,171	0	0
	SUBTOTAL DEBT SERVICE	32,779	32,779	292,000	292,000
	TOTAL	138,424	76,679	292,000	292,000

**CARES ACT-STATE
DEPARTMENT RESOURCE SUMMARY**

GENERAL NON-DEP

ACTIVITIES		ACTUAL FY 19-20	ACTUAL FY 20-21	ADOPTED FY 21-22	PROPOSED FY 22-23
EXPENDITURES					
17605015	CARES ACT-STATE NON-DEPT	0	1,475,571	0	0
	TOTAL EXPENDITURES	0	1,475,571	0	0
OPERATING EXPENSES		ACTUAL FY 19-20	ACTUAL FY 20-21	ADOPTED FY 21-22	PROPOSED FY 22-23
61000	SALARIES & BENEFITS	0	36,147	0	0
62000	CONTRACTUALS	0	228,933	0	0
63000	COMMODITIES	0	841,923	0	0
64000	INSURANCE & CLAIMS	0	368,568	0	0
	TOTAL	0	1,475,571	0	0

CARES ACT-STATE

GENERAL NON-DEP		ACCOUNTING UNIT			
CARES ACT-STATE NON-DEPT		17605015			
Account Code	LINE ITEM RESOURCES	ACTUAL FY 19-20	ACTUAL FY 20-21	ADOPTED FY 21-22	PROPOSED FY 22-23
61000	Salaries Regular	0	35,460	0	0
61040	Salaries Overtime	0	687	0	0
	SUBTOTAL SALARIES & BENEFITS	0	36,147	0	0
62300	Contract Services-Professional	0	228,933	0	0
	SUBTOTAL CONTRACTUALS	0	228,933	0	0
63001	Miscellaneous Operating Expenses	0	841,923	0	0
	SUBTOTAL COMMODITIES	0	841,923	0	0
64070	Unemployment Claims Paid	0	167,287	0	0
64080	Benefit Payments	0	201,281	0	0
	SUBTOTAL INSURANCE & CLAIMS	0	368,568	0	0
	TOTAL	0	1,475,571	0	0

**This Page Intentionally
Left Blank**



Interfund Transfers



**This Page Intentionally
Left Blank**



Interfund Transfers

EXPENDITURE

Fund	ACTUAL FY 19-20	ACTUAL FY 20-21	ADOPTED FY 21-22	PROPOSED FY 22-23
011 GENERAL FUND	20,758,152	24,618,746	24,173,510	35,890,490
TOTAL EXPENDITURE	20,758,152	24,618,746	24,173,510	35,890,490

**GENERAL FUND
DEPARTMENT RESOURCE SUMMARY**

INTERFUND TRANSFERS

ACTIVITIES	ACTUAL FY 19-20	ACTUAL FY 20-21	ADOPTED FY 21-22	PROPOSED FY 22-23
EXPENDITURES				
01106017 INTER-FUND XFERS - SRV ENHCMNT	0	0	0	1,081,870
01106019 GENERAL FUND: INTERFUND TRANSFERS	20,758,152	23,518,746	24,173,510	34,808,620
TOTAL EXPENDITURES	20,758,152	23,518,746	24,173,510	35,890,490
OPERATING EXPENSES	ACTUAL FY 19-20	ACTUAL FY 20-21	ADOPTED FY 21-22	PROPOSED FY 22-23
68000 TRANSFERS	20,758,152	23,518,746	24,173,510	35,890,490
TOTAL	20,758,152	23,518,746	24,173,510	35,890,490

GENERAL FUND

INTERFUND TRANSFERS		ACCOUNTING UNIT			
INTER-FUND XFERS - SRV ENHCMNT		01106017			
Account Code	LINE ITEM RESOURCES	ACTUAL FY 19-20	ACTUAL FY 20-21	ADOPTED FY 21-22	PROPOSED FY 22-23
68000	Transfer to Fund 067	0	0	0	1,081,870
	SUBTOTAL TRANSFERS	0	0	0	1,081,870
	TOTAL	0	0	0	1,081,870

GENERAL FUND

INTERFUND TRANSFERS		ACCOUNTING UNIT			
GENERAL FUND: INTERFUND TRANSFERS		01106019			
Account Code	LINE ITEM RESOURCES	ACTUAL FY 19-20	ACTUAL FY 20-21	ADOPTED FY 21-22	PROPOSED FY 22-23
68000	Transfer to Fund 012 (Cannabis Public Benefit)	8,805,315	13,275,090	13,016,700	14,233,300
68000	Transfer to Fund 027	0	400,000	0	2,873,040
68000	Transfer to Fund 051	292,000	292,000	292,000	292,000
68000	Transfer to Fund 052 (Strategic Plan)	1,438,857	0	0	0
68000	Transfer to Fund 067	0	0	1,081,870	0
68000	Transfer to Fund 074	1,179,400	600,000	743,500	1,179,400
68000	Transfer to Fund 080	0	0	0	4,654,820
68000	Transfer to Fund 081	0	0	0	2,534,580
68000	Transfer to Fund 400 (Police Debt Service)	4,621,750	4,530,496	4,622,100	4,622,100
68000	Transfer to Fund 404 (Police Bldg/Ross Annex Debt)	4,420,830	4,421,160	4,417,340	4,419,380
	SUBTOTAL TRANSFERS	20,758,152	23,518,746	24,173,510	34,808,620
	TOTAL	20,758,152	23,518,746	24,173,510	34,808,620

Capital Improvement Program



**This Page Intentionally
Left Blank**



Project Category	Project Title	Proposed Budget Years	
		FY22-23	2-7
City & Park Facilities	Corbin Family Resource Center Improvements	700,000	-
City & Park Facilities	Grand Central Art Center	800,000	-
City & Park Facilities	Ivy Installation Lincoln from Santa Ana to Washington	131,500	-
City & Park Facilities	Newhope Library ADA & Facility Improvements	1,641,980	1,000,000
City & Park Facilities	Police Athletic & Activities League (PAAL) ADA Restrooms	408,041	-
City & Park Facilities	Ross Annex HVAC Automation	500,000	-
City & Park Facilities	Salgado Recreation Center Improvements	800,000	-
City & Park Facilities	Santa Anita Park Improvement Project	9,922,615	-
City & Park Facilities	Santiago Creek Pedestrian Bridge Improvements	740,000	-
Streets	1st St Pedestrian Improvements & Rehab- Flower to Standard Ave	1,150,000	-
Streets	1st Street Rehabilitation from Grand Ave to Tustin Ave	888,440	-
Streets	Alley Improvement Program	1,500,000	9,000,000
Streets	Bristol St and 1st St Improvements	-	3,000,000
Streets	Bristol St and Segerstrom Ave Improvements	-	1,000,000
Streets	Bristol St Improvements & Widening: Phase 4 - Warner to St Andrew	671,470	-
Streets	Citywide Sidewalk Improvements	1,000,000	-
Streets	Fairview Bridge and Street Improvements	200,000	-
Streets	Fairview Street Improvements from 17th to Trask	275,000	-
Streets	Grand Ave Rehabilitation from Edinger Ave to McFadden Ave	1,234,000	-
Streets	Grand Ave Roadway Rehabilitation from McFadden Ave to 1st St	100,000	-
Streets	Local Street Preventative Maintenance	3,000,000	33,000,000
Streets	McFadden Ave Rehabilitation from Harbor Blvd to Fairview Ave	903,750	-
Streets	McFadden Ave Rehabilitation from Raitt to Grand	2,711,250	-
Streets	Non-Residential Street Repair Program	2,266,660	-
Streets	Omnibus Concrete Program Support	-	200,000
Streets	Pavement Management	250,000	2,100,000
Streets	Project Development	150,000	900,000
Streets	Residential Street Repair Program- Heninger Park	2,096,959	-
Streets	Right-of-Way Management	300,000	1,050,000
Streets	Road Maintenance & Rehab Capital Improvement Plan (FY24-FY29)	-	42,000,000
Streets	Standard Ave Rehabilitation from 1st St to Warner Ave	1,900,000	-
Traffic	Active Transportation Safety: Warner Ave Traffic Signal Modification	506,250	-
Traffic	Bike Lane Project Development	80,000	480,000
Traffic	Euclid St Corridor Traffic Signal Synchronization	120,000	-
Traffic	Raitt St Protected and Buffered Bikeway	889,000	4,610,000
Traffic	Santa Clara Ave Bike Lane from Lincoln Ave to Tustin Ave	426,000	-
Traffic	Traffic Management Plans	50,000	300,000
Traffic	Traffic Safety Project Development	50,000	300,000
Traffic	Traffic Signal Equipment Replacement	100,000	600,000
Utility/Drainage/Lighting	Hazard Avenue Sewer Improvements Project	300,000	-
Utility/Drainage/Lighting	Maxine Sewer Lift Station Improvements	500,000	-
Utility/Drainage/Lighting	Miscellaneous Stormdrain Repairs - FY 2022-23	550,000	-
Utility/Drainage/Lighting	NE Annex Sewer Improvements	1,160,000	-
Utility/Drainage/Lighting	Santa Ana Blvd Sewer Lateral Improvements Project	750,000	-
Utility/Drainage/Lighting	Sewer Enterprise Capital Improvement Plan (FY24-FY30)	-	39,367,965
Utility/Drainage/Lighting	Standard Ave Water Main Improvements	75,000	-
Utility/Drainage/Lighting	Washington Well Site Improvements	1,000,000	-
Utility/Drainage/Lighting	Water Enterprise Capital Improvement Plan (FY24-FY30)	-	31,933,125
Utility/Drainage/Lighting	Well No. 32 - Rehabilitation	550,000	-
Utility/Drainage/Lighting	Willard Neighborhood Sewer Main Improvements	100,000	-
Utility/Drainage/Lighting	Willard Neighborhood Water Main Improvements	1,500,000	-
	Total Project Budgets	44,947,915	170,841,090