

City of Santa Ana, California

# Fiscal Year 2023-24 City Budget

Adopted June 20, 2023

Effective July 1, 2023



[www.santa-ana.org](http://www.santa-ana.org)



**This Page Intentionally  
Left Blank**



# City Council



**Valerie Amezcua**

Mayor

[VAmezcua@santa-ana.org](mailto:VAmezcua@santa-ana.org)



**Thai Viet Phan**

Ward  
1

[tphan@santa-ana.org](mailto:tphan@santa-ana.org)



**Benjamin Vazquez**

Ward  
2

[bvazquez@santa-ana.org](mailto:bvazquez@santa-ana.org)



**Jessie Lopez**

Ward  
3

[jessielopez@santa-ana.org](mailto:jessielopez@santa-ana.org)



**Phil Bacerra**

Ward  
4

[pbacerra@santa-ana.org](mailto:pbacerra@santa-ana.org)



**Johnathan Ryan  
Hernandez**

Ward  
5

[jryanhernandez@santa-ana.org](mailto:jryanhernandez@santa-ana.org)

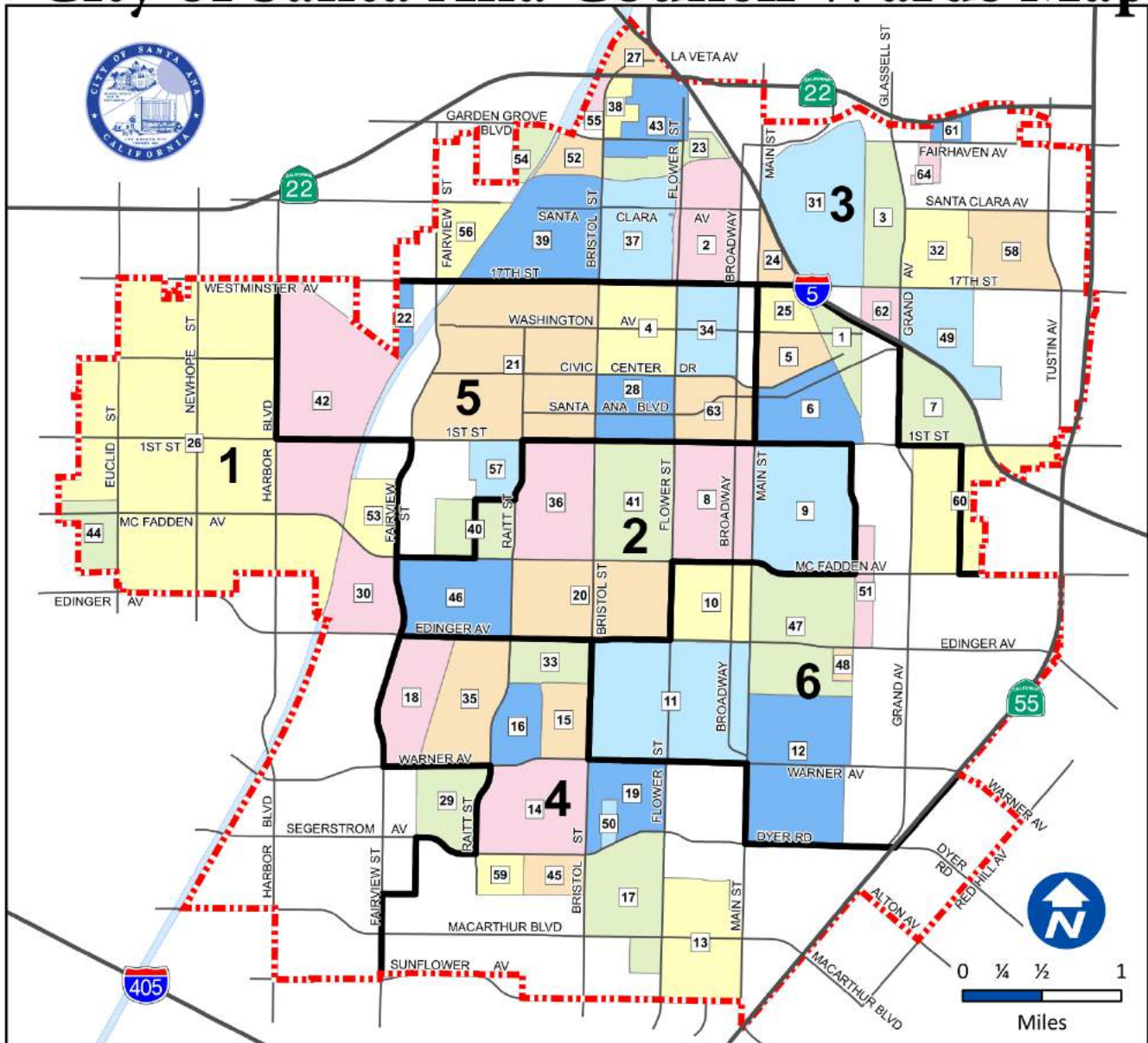


**David Penaloza**

Ward  
6

[dpenaloza@santa-ana.org](mailto:dpenaloza@santa-ana.org)

# City of Santa Ana Council Wards Map



## Council Wards and Neighborhoods

### SANTA ANA NEIGHBORHOODS

- |                             |                        |                              |                            |                           |
|-----------------------------|------------------------|------------------------------|----------------------------|---------------------------|
| 1. Logan                    | 14. Thornton Park      | 27. Northwest                | 39. Riverview              | 52. Casa De Santiago      |
| 2. Floral Park              | 15. Bristol/Warner     | 28. Flower Park              | 40. Bella Vista            | 53. Windsor Village North |
| 3. Fairhaven                | 16. Laurelhurst        | 29. Morning Sunwood          | 41. Pico-Lowell            | 54. Concord               |
| 4. Washington Square        | 17. South Coast        | 30. Windsor Village          | 42. Santa Anita            | 55. Riverglen             |
| 5. French Park              | 18. Centennial Park    | 31. Park Santiago            | 43. Morrison/Eldridge Park | 56. Edna Park             |
| 6. Lacy                     | 19. Sunwood Central    | 32. Portola Park             | 44. West Grove Valley      | 57. Casa Bonita           |
| 7. Saddleback View          | 20. Mid-City           | 33. Shadow Run               | 45. Republic Homes         | 58. Meredith Parkwood     |
| 8. Heninger Park            | 21. Artesia Pilar      | 34. Willard                  | 46. New Horizons           | 59. Metro Classic         |
| 9. Pacific Park             | 22. Mar-Les            | 35. Valley Adams             | 47. Madison Park           | 60. Lyon Street           |
| 10. Wilshire Square         | 23. Fisher Park        | 36. Central City             | 48. Cedar Evergreen Co-Op  | 61. Fairbridge Square     |
| 11. Santa Ana Memorial Park | 24. Santa Ana Triangle | 37. West Floral Park         | 49. Mabury Park            | 62. Grand Sunrise         |
| 12. Delhi                   | 25. French Court       | 38. Bristol Memory Coalition | 50. Rosewood Baker         | 63. Downtown              |
| 13. Sandpointe              | 26. Riverview West     |                              | 51. Cornerstone Village    | 64. Young Square          |

Council Wards Adopted: 4/5/2022

Map Date: 4/12/2022

# Executive Management Team



**Kristine Ridge**,  
City Manager



**Steven Mendoza**,  
Assistant City Manager



**Sonia Carvalho**,  
City Attorney



**Jennifer Hall**,  
City Clerk



**Mike Garcia**,  
Executive Director,  
Community Development  
Agency



**Kathryn Downs**,  
Executive Director, Finance  
& Management Services



**Jason Motsick**,  
Executive Director,  
Human Resources



**Jack Ciulla**,  
Chief Technology Officer,  
Information Technology



**Brian Sternberg**,  
Director, Library  
Services



**Hawk Scott**,  
Executive Director, Parks,  
Recreation & Community Services



**Minh Thai**,  
Executive Director,  
Planning & Building Agency



**David Valentin**,  
Chief of Police



**Nabil Saba**,  
Executive Director,  
Public Works Agency



**This Page Intentionally  
Left Blank**

The budget is divided by sections and features an outline that starts with a description and summary of the accounting unit’s (functional program) history followed by details on program objectives, recent accomplishments, action plans, and line-item appropriation.

**SECTIONS**

**GENERAL OVERVIEW**

**TRANSMITTAL LETTER**

A message from the City Manager highlighting accomplishments and goals.

**TABLE OF CONTENTS**

Lists sections by subject in page order.

**SECTION A  
CITY PROFILE**

Presents city history, current demographics, local economy, city financial policies, Strategic Planning, outlines the City’s budget process, and important facts related to Measure X and Cannabis Public Benefit Fund.

**SECTION B  
BUDGET OVERVIEW**

Includes displays, graphs and trend analyses of City revenues and expenditures, multi-year outlooks, and various resolutions and ordinances related to the budget process.

**SECTION C  
EMPLOYEE POSITION SUMMARY**

Provides detail on the position changes. The section consists of the City’s organization chart, the workforce changes for the year and position summaries listing increases and decreases.

**SECTION D  
FINANCIAL INFORMATION**

Presents a reconciliation of the increase to the General Fund budget from the prior year and an overview of Measure X Spending. Displays fund summary tables, General Fund revenues and expenditures separated by department and revenue category. Also includes estimated spendable fund balances and the Debt Management schedule.

**SECTION E  
DEPARTMENT BUDGET DETAIL**

Each Department Budget detail contains an organizational chart, a summary of the core services and goals for the upcoming fiscal year, FY22-23 highlights, and summaries of revenues and expenditures.

**SECTION E-1  
CITY MANAGER’S OFFICE**

The City Manager’s Office (CMO) provides for the effective implementation of the City Council's policy and priorities, advises the Council on reliable methods of responding to community needs, ensures responsible organizational and fiscal management, and promotes the philosophy of continuous improvement. The CMO provides oversight and management of content for external communication across various platforms.

**SECTION E-2  
CITY COUNCIL**

This budget allocation provides direct support for the City Council’s offices and operations.

**SECTION E-3  
CITY CLERK**

City Clerk's Office is responsible for the care of official records and documents of the city such as agendas, minutes, resolutions, ordinances, and for providing and maintaining legal and historical records and information.

The budget is divided by sections and features an outline that starts with a description and summary of the accounting unit’s (functional program) history followed by details on program objectives, recent accomplishments, action plans, and line-item appropriation.

**SECTIONS**

**GENERAL OVERVIEW**

**SECTION E-4  
CITY ATTORNEY’S OFFICE**

The City Attorney’s vision is to strive to always serve as effective advocates for our client’s interests, in court and elsewhere. We seek to be a value added resource that understands our clients’ needs and offers viable result-oriented solutions to both commonplace and intractable problems.

**SECTION E-5  
HUMAN RESOURCES**

The Human Resources Department, through strategic partnerships, takes a leadership role by recruiting and developing a talented workforce, ensuring a safe and healthy work environment, and delivering highly responsive professional expertise and services using innovative and transparent approaches with professional integrity.

**SECTION E-6  
FINANCE DEPARTMENT**

The Finance Department manages internal City financial operations and controls at the highest level of efficiency with effective staffing and management. We safeguard public funds through proper internal controls, expenditure, and service operations. We provide support services for all City departments and direct service to the City’s residents.

**SECTION E-6  
LIBRARY**

The Santa Ana Public Library's purpose is to respond to our community's informational, educational, and personal interest needs using books, materials, technology, e-resources and professional expertise. The Santa Ana Public Library has a professional, multilingual and courteous staff that shares the cultural heritage of the community.

**SECTION E-6  
PARKS, RECREATION AND  
COMMUNITY SERVICES**

The Parks, Recreation and Community Services Department is responsible for delivering a variety of services to the community that includes hundreds of recreation programs annually, 47 parks, 2 senior centers, 1 tennis center, trails, 5 municipal pools, 2 lakes, 10 community centers, 10 Fitness Courts, 2 Skate Parks, and operations of the Santa Ana Zoo.

**SECTION E-7  
POLICE DEPARTMENT**

The Santa Ana Police Department provides effective police services with integrity, respect, and compassion while fostering strong partnerships with the community.

**SECTION E-8  
FIRE AND EMERGENCY MEDICAL SERVICES**

The City contracts with Orange County Fire Authority and CARE Ambulance to provide emergency fire and medical response.



The budget is divided by sections and features an outline that starts with a description and summary of the accounting unit’s (functional program) history followed by details on program objectives, recent accomplishments, action plans, and line-item appropriation.

**SECTIONS**

**GENERAL OVERVIEW**

**SECTION E-9  
PLANNING AND BUILDING AGENCY**

The Planning and Building Agency plays a critical role in achieving the City Council’s goals for the physical development of the community. The agency’s objective is to provide a safe, attractive, and businessfriendly community through implementing state and local construction codes, as well as planning and regulating future land uses.

**SECTION E-10  
PUBLIC WORKS AGENCY**

The Public Works Agency constructs and maintains public facilities and the public right-of-way, and provides water, sewer and contracted trash services.

**SECTION E-11  
COMMUNITY DEVELOPMENT AGENCY**

The Community Development Agency (CDA) is responsible for providing services in the areas of economic development, job training, affordable housing, parking enterprise and downtown development.

**SECTION E-12  
INFORMATION TECHNOLOGY**

The Information Technology Department is an Internal Service department within the City of Santa Ana organization. The department is responsible for advising, implementing, and supporting technology for all of the City departments.

**SECTION E-13  
MUSEUM FUND**

The City currently helps subsidize the Bowers Museum which enriches lives through the world’s finest arts and cultures.

**SECTION F  
CAPITAL IMPROVEMENT PROGRAM**

Capital Improvement projects either install a new asset or extend the useful life of an existing asset. Examples include acquisition of land, construction, expansion, or major renovation of city infrastructure such as roads, buildings, storm drains, and parks.



**This Page Intentionally  
Left Blank**

MAYOR  
Valerie Amezcua  
MAYOR PRO TEM  
Jessie Lopez  
COUNCILMEMBERS  
Phil Bacerra  
Johnathan Ryan Hernandez  
David Penalosa  
Thai Viet Phan  
Benjamin Vazquez



CITY MANAGER  
Kristine Ridge  
CITY ATTORNEY  
Sonia R. Carvalho  
CITY CLERK  
Jennifer L. Hall

## CITY OF SANTA ANA

### CITY MANAGER'S OFFICE

20 Civic Center Plaza • P.O. Box 1988  
Santa Ana, California 92702  
[www.santa-ana.org](http://www.santa-ana.org)

July 2023

Honorable Mayor and City Council:

I hereby present the approved Fiscal Year (FY) 2023-2024 budget for the City of Santa Ana. This \$764.2 million budget focuses on the community's top prioritized identified through the City's extensive public outreach efforts: public safety, homelessness, parks, and infrastructure.

The budget includes a \$414 million general fund that will pay for essential City services, including police and fire protection, libraries, park programs, planning and building, code enforcement, public works, economic development, and more. It also includes a \$36.9 million capital improvement program that will pay for road and traffic safety projects, bike lanes, park and library expansions, and other infrastructure and facility improvements.

Thanks to your hard work and that of our City staff, the 2023-2024 budget was approved on time and is balanced, meaning that recurring spending fits within recurring revenue. The City will maintain a rainy-day reserve fund of \$72 million.

During this budget cycle, we expanded the City's open, transparent and interactive budget process to ensure that our residents and other stakeholders could share their ideas about the kinds of services, programs and projects they would like to see. We hosted seven community budget meetings and received 1,564 responses to our multilingual budget survey, a 200% increase from the previous fiscal year budget process. We also shared unique online interactive budget tools that residents could use to better understand how the budget works and to share their feedback. In all, we had 1,769 engagements from members of the public and reached approximately 379,000 people through social media, newsletters and other communications platforms to share information about our budget process.

### Addressing Community Priorities

As a result of this months-long process, the community's top four priorities were identified and addressed in the budget, including:

- \$207.8 million for public safety, including police and fire protection services as well as community and youth intervention programs, which included an increase by the City Council of an additional \$275,000;
- \$28.1 million for homelessness reduction programs;
- \$59.2 million for roadway, sidewalk and other infrastructure rehabilitation and maintenance, including an additional \$500,000 more for pothole repairs, as well as an additional \$925,000 more for traffic safety added by the City Council; and
- \$38.2 million to maintain and expand the City’s park system.

### Long-term Outlook Improving

Thanks to careful long-term financial planning, the gap between revenues and expenditures that is projected in 2029 has been reduced from an estimated \$74.2 million to \$24.4 million. With proper planning and continued investment from new developments and businesses, we project that this budget gap could disappear entirely, even as the voter-approved Measure X sales tax decreases in 2029.

Since Measure X was approved, recreation and library spending has doubled, park maintenance has increased by more than 60%, and Code Enforcement staffing has increased by 70%. Measure X has also funded millions of dollars of park improvements, fire station improvements, street improvements, and local business assistance.

The City continues to utilize federal pandemic recovery funds under our Revive Santa Ana initiative to augment our spending on numerous capital projects and community-focused programs and services. Revive Santa Ana is a comprehensive COVID-19 pandemic recovery initiative designed to deliver both short-term and long-term health, financial, educational and other support to the Santa Ana community. It is funded by a \$128.3 million allocation from the federal American Rescue Plan Act of 2021, housing funding of \$21.5 million, and \$10.6 million in federal funds from the State for emergency rental assistance.

### Budget Highlights

Some of the major projects and budget highlights in Fiscal Year 2023-2024 include:

- Acquisition of the State building next to City Hall for the Civic Center modernization project;
- Construction of the Main Library transformation project, the first outdoor library at Jerome Park, the Newhope Branch Library renovation, and the new Delhi Center Library Branch;
- New parks at Standard Street and McFadden avenue, 10th and Flower streets, and 1st and Mountain View streets;
- Renovations at Santa Anita, Memorial, Santiago and Sasser parks, and splash pads at Madison and Thornton parks;
- More enforcement to address public nuisance, land use and environmental justice concerns at commercial properties;

- Recruitment of new police officers, expanding the Police Athletic & Activity League to new locations, and enhancing community engagement programs/events; and
- Pedestrian mobility and safety projects and residential neighborhood infrastructure improvements.

### Conclusion

The Fiscal Year 2023-2024 budget is a reflection of your leadership, the professionalism of our staff, the City's fiscal strength, and a community-centric approach to government budgeting. This budget allows the City to continue providing high-quality municipal services, while adding and expanding programs that reflect the changing times. We are also looking beyond this current fiscal year, with major investments in infrastructure and public facilities that will be enjoyed not just by current residents, but by future generations. All of this is being accomplished even as we work to ensure the City remains financially stable in the years to come. This is a budget of which we can all be proud.

Respectfully submitted,

A handwritten signature in black ink that reads "Kristine Ridge". The signature is written in a cursive, flowing style.

Kristine Ridge  
City Manager



**This Page Intentionally  
Left Blank**

# Table of Contents

## **CITY INTRODUCTION**

City Council.....	i
City of Santa Ana Council Wards Map.....	ii
Executive Management Team.....	iii
Budget Tour.....	v-vii
Transmittal Letter.....	ix-xi

## **SECTION A: CITY PROFILE**

Santa Ana History.....	A-3
City Profile.....	A-4
Places to Visit.....	A-5
Annual City Events.....	A-7
Governing Body.....	A-8
Local Economy.....	A-9-A-11
Strategic Plan.....	A-13-A-14
Measure X.....	A-15-A-16
Cannabis Public Benefit Fund.....	A-17-A-19
Homelessness Efforts.....	A-21-A-25
Citywide Personnel and Staffing.....	A-27
Budget Process.....	A-29-A-31

## **SECTION B: BUDGET OVERVIEW**

Budget in Brief.....	B-3
Citywide Appropriations.....	B-4-B-5
General Fund Revenue Overview.....	B-6
Sales Tax.....	B-7-B-8
Property Tax.....	B-9
Utility User's Tax.....	B-10
Business License Tax.....	B-11
Hotel Visitor's Tax.....	B-12
General Fund Expenditures & Trends.....	B-13-B-16
Public Safety Trends.....	B-17
Labor Cost Trends.....	B-18
Employee Pension Costs.....	B-19-B-20

# Table of Contents

Ten Year General Fund Financial Outlook..... B-21  
Multi-Year Non General Fund Outlook..... B-22-B23  
City Budget Ordinance..... B-25-B-30  
GANN Appropriation Limit Resolution ..... B-32-B34  
Financial Policies- City Council Adopted Policies ..... B-36-B-50  
Financial Policies- Internal Policies..... B-51-B-52  
Financial Policies- Operating Procedures..... B-52-B-53

**SECTION C: EMPLOYEE POSITION SUMMARY**

Organization Chart..... C-3  
Full-Time Workforce Changes-Additions/Deletions..... C-5-C-6  
Full-Time Workfoce Changes- Reallocations..... C-7-C-8

**FINANCIAL INFORMATION**

Fund Structure- Department & Fund Relationships..... 3-5  
Fund Summary by Category Report..... 7-17  
General Fund Overview & Reconciliation..... 18-19  
General Fund Revenue Summary..... 21-24  
General Fund Expenditure Summary..... 25-28  
Local Measure X Spending..... 29-30  
Estimated Spendable Fund Balance..... 31-33  
Debt Management Schedule..... 35

**DEPARTMENT BUDGET DETAILS**

General Fund Miscellaneous Revenues..... 39-43  
City Manager's Office..... 45-72  
City Council..... 73-80  
City Clerk's Office..... 81-97  
City Attorney's Office..... 99-117  
Human Resources ..... 119-154  
Finance & Management Services..... 155-193  
Library..... 195-230  
Parks, Recreation & Community Services..... 231-297  
Police Department..... 299-399



# Table of Contents

Fire & Emergency Medical Services.....	401-417
Planning & Building Agency.....	419-469
Public Works Agency.....	471-693
Community Development Agency.....	695-859
Information Technology.....	861-889
Museum Fund.....	891-897
Debt Service & Non-Departmental.....	899-923
Inter-fund Transfers.....	925-933
 <b>CAPITAL IMPROVEMENT PROGRAM (CIP)</b>	
CIP Process Summary.....	937
Capital Projects by Category .....	939
Capital Projects by Funding Source.....	940-941
 <b>Glossary</b> .....	 943-948



**This Page Intentionally  
Left Blank**

# City Profile





**This Page Intentionally  
Left Blank**



# City of Santa Ana History

1868

## Rancho Santiago de Santa Ana

The Decree of Partition of Rancho Santiago de Santa Ana was rendered September 12th, 1868, allotting to various parties parcels of land specifically described the undivided interest of Rancho formerly held. This map was recorded December 13th, 1870 in the office of County Recorder of Los Angeles County at the request of W.H. Spurgeon, which includes territory bounded on the North by Seventh street.



1886

## The Santa Ana Police Department

The Santa Ana Police department was founded in June of 1886. Charlie Peters was appointed the head of the new force as the Town Marshall. The early duties of the department were responding to bar fights, arresting drunk buggy drivers, and lighting the Fourth Street gas lights at early dusk.



1889

## Santa Ana Grand Opera House

Originally called French's Opera House, this grand three-story brick French's Opera House, located on the corner of Fourth and Bush Streets was constructed in 1889-1890 by local entrepreneur, Charles French. In 1896 the building was sold for \$20,000 and became the Grand Opera House.



1904

## Santa Ana City Hall

The Santa Ana City Hall built in 1903 was located at the southeast corner of Third and Main streets. The building was severely damaged after the Long Beach earthquake of 1933. The building was demolished several years later due to a weakened foundation.



1910

## Old Orange County Courthouse

The Old Orange Courthouse was built in 1900. This building bears resemblance to the style of courthouses seen in many mid-western cities and towns. A major restoration project took place and now the interior was historically restored to its original design.



1944

## Mendez v. Westminster

Mendez v. Westminster was the first case to hold that school segregation is unconstitutional and violates the 14th amendment. The first-grade class at Hoover School in 1944 shows Sylvia Mendez third from the left on the first row.



1960s

## Santa Ana Public Library

Santa Ana Public Library at 26 Civic Center Plaza in the early 1960s. Front view of the library with two young women sitting on the front lawn with books in their hand. On the back of the postcard: "The new Santa Ana Public Library, dedicated in May 1960, contains 40,000 square feet."



1965

## The Saddleback Inn

"Brunch in the Courtyard" The Saddleback Inn in 1965 was located next to the Santa Ana Zoo on First and Lyon streets. Guests were seated and served brunch while a band performed on this Sunday afternoon in August. The Saddleback Inn was a local retreat, which served both as a place to rest and be entertained.



Sources:  
 Santa Ana Library Services. "Selected Photographs for Timeline Project." 2021, accessed 30 May 2023,  
 <<https://docs.google.com/document/d/1QmDV4GcwUwEOyeMtTODawrz0XzsKUEhqB5oi97NUWy4/edit?usp=sharing>>

# City Profile



## CITY OF SANTA ANA



**TAXABLE SALES**

**\$5.1 Billion**



**ASSESSED VALUATION**

**\$30.54 Billion**



**BUILDING ACTIVITY**

**\$465 Million**



**MEDIAN HOUSEHOLD INCOME**

**\$77,283**



**LABOR FORCE**

**155,600**



**EMPLOYMENT**

**150,700**



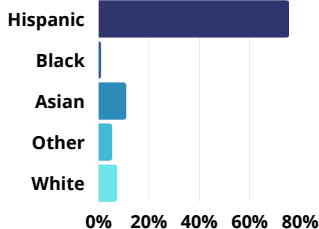
**UNEMPLOYMENT**

**3.3%**



**POPULATION 310,227**

### ETHNICITY



**FIRE STATIONS 10**



**POLICE FACILITIES 4**



**SWORN OFFICERS 384**



Founded in 1869, Santa Ana is located in Southern California adjacent to the Santa Ana River, within 10 miles (16 km) of the California coast. The City is part of the Greater Los Angeles Area which, according to the U.S. Census Bureau, is the second largest metropolitan area in the U.S.

Santa Ana is centrally located in Orange County and occupies 27.2 square miles. Santa Ana's population as of the 2020 census is 310,227 (U.S. Census Bureau, April 1, 2020). Santa Ana is the County Seat and second largest city in Orange County, and 13th largest in California.

The City's civic center complex serves as a governmental center that houses State and Federal Offices, County Administration, County Court functions, and the Ronald Reagan Federal Court House.

Santa Ana is home to a variety of attractions and amenities such as the world renowned Bowers Museum, the Discovery Science Center, and the Santa Ana Zoo which includes a variety of animal exhibits such as Amazon's Edge and the Fifty-Monkey Ferris Wheel. The Historic Downtown Santa Ana area encompasses many unique shops, premier restaurants, and art galleries.

California Governor Gavin Newsom officially ended California's COVID-19 State of Emergency on February 28, 2023 and transitioned to SMARTER, a statewide plan addressing the next phase of the COVID-19 pandemic. A further sign that Santa Ana continues to recover from the pandemic, local tax revenues have returned to pre-pandemic levels.

Race and Ethnicity: Other includes American Indian, Eskimo, Aleut, Hawaiian or Other Pacific Islander, two or more races, and other race alone. Sources: Ethnicity: (U.S. Census Bureau, A.C.S. 5 Year Estimate 2020), Taxable sales: (California Dept of Tax & Fee Administration, July, 2023), Assessed Valuation: (Orange County Auditor-Controller, Total Assessed Valuations by City, 2021-2022), Building Activity:(City of Santa Ana, Planning & Building Agency, FY2022-23 KPI), Median Household Income: (U.S. Census Bureau 2017-2021), Labor Force, Employment, Unemployment Rate: (Employee Development Department Labor Market Information Division, May 2023- Preliminary)

# Places to Visit



**Downtown Santa Ana**



**Santa Ana Zoo**



**Old Courthouse  
Museum**



**Lyon Air Museum**



**Santa Ana Artists'  
Village**



**Discovery Cube**



**This Page Intentionally  
Left Blank**



# Annual City Events

The Egg-cellent Adventure

Movies at the Park Series

Chicano Heritage Month Events

Juneteenth Celebration

Indigenous People's Day Celebration

Santa Ana Winter Village and Plaza Navideña

Mid Autumn Festival

Birch Park Movies

Fourth of July Celebration

Halloween Spooktacular

Santa Ana Concerts in the Park Series


Fiestas Patrias

Revive Santa Ana 5K Run

Brew at the Zoo

BOO at the Zoo

Zoofari



# City Profile-Governing Body

The City is responsible for three legally separate entities which include the Successor Agency to the Redevelopment Agency, the Housing Successor Agency to the Housing Authority, and the Santa Ana Financing Authority.

In 1952, the City was established as a charter city and adopted a council-manager form of government. Policy-making and legislative authority are vested in a governing City Council consisting of the Mayor and six Councilmembers. The City Council is the policy-making body responsible for passing ordinances, adopting the budget, appointing committees, and appointing the City Manager, City Attorney, and City Clerk. The Council is elected on a non-partisan basis. Councilmembers serve a four-year term and are limited to three consecutive terms. The Mayor is elected at large and has term limits of no more than four (4) two-year terms. As of the 2020 election, council members are now elected by Ward.

The City Manager is responsible for implementing City Council's policies and ordinances and for overseeing daily operations. Additionally, the City Manager is responsible for developing and recommending the City's annual operating budget which is then submitted to City Council for approval.

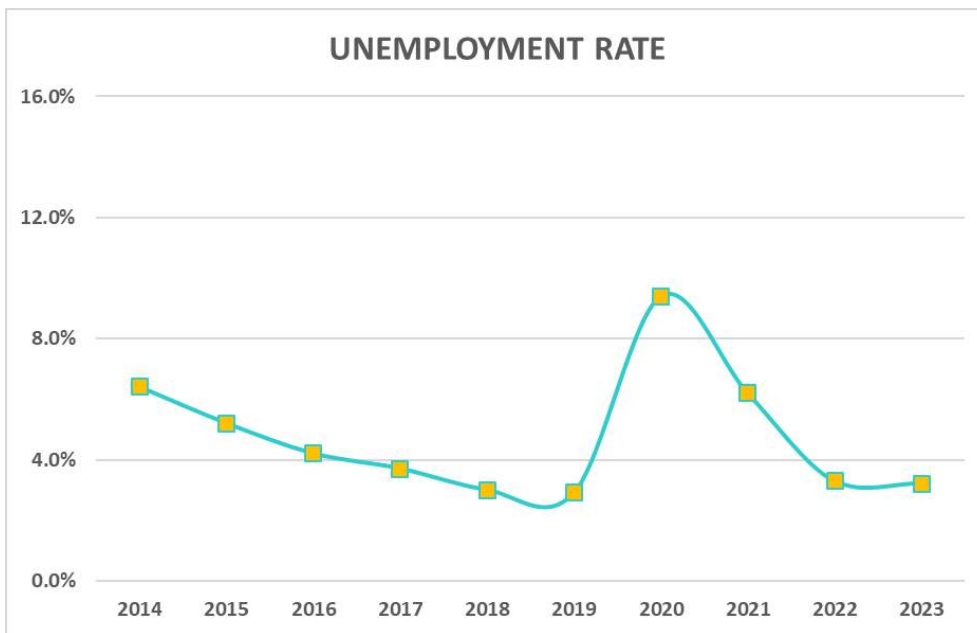


# City Profile- Local Economy

Santa Ana is home to approximately 30,000 businesses (as measured by business licenses issued). The top 25 businesses generate about 30% of the City’s total sales tax revenue. The City has a solid retail base, anchored by Bristol Street Business Corridor, the Main Place Mall, the Santa Ana Auto Mall and the historic downtown with many independent restaurants surrounding a cultural artist village. The City's general economic base includes transportation, general retail, business to business, food industry, and construction. Transportation and general retail comprise about approximately half of the City's sales tax base. However, the top five sales tax segments in the city are restaurants, auto sales, service stations, building materials, and drug stores.

## **Unemployment**

According to the State of California, April 2023 preliminary numbers, Santa Ana's unemployment rate is 3.2% (not seasonally adjusted). This is a very slight increase from the prior year, but a dramatic improvement from 2020 and 2021's COVID era numbers.



## **Federal Opportunity Zone**

In December 2017, the City of Santa Ana received a Federal Opportunity Zone designation of eleven census tracts encompassing approximately 25% of the City. The designation includes areas projected for future development, including the Santa Ana Regional Transportation Center (SARTC) and the route of the Orange County Transportation Authority's (OCTA) Street Car. These zones have the potential to boost the local economy if developers seize the opportunity use the federal tax incentives by December 2028 and support the City's role to create a business-friendly, safe and attractive environment. Each new business potentially results in new jobs, increased sales tax revenue and property values.

# City Profile- Local Economy

## New Businesses:

### Nguyen's Kitchen



Nguyen's Kitchen, established in 2016, and known for their Vietnamese-American fusion dishes and providing innovative takes on classic Vietnamese cuisine, has expanded to seven locations throughout Southern California. In March 2023, Nguyen's Kitchen opened their corporate headquarters and eighth location in Santa Ana at 3751 S. Harbor Boulevard.

In November 2022, Northgate Gonzalez Market celebrated the grand opening of its new store located at 2603 Westminster Avenue, adding significant investment and site improvements at the vacant 25,600 square foot former site of Stater Bros, and the adjacent aging shopping center. The new market features a hot and cold food bar with soups, stews, fresh salsas, and self-serve hot meals, a fresh produce selection with fruits and vegetables from around the world, including hard-to-find spices, dried chilies and herbs, a specialty meat and cheese shop to complement recipes and traditional dishes inspired by Mexican cuisine, a bakery with more than 100 artisan bread, cakes, and cookies, and a seafood shop including fish, 10 types of ceviche and shrimp cocktails.

### Northgate Gonzalez Market



### Farmers Merchants Bank



Farmers & Merchants Bank celebrated the grand opening of their second Santa Ana location in March of 2023. This new two-story stone-clad 6,000 square foot building, located at 1702 N. Main St features abundant client parking, dedicated ATM parking, a night deposit, and a soon-to-come electric vehicle charging station.

# City Profile- Local Economy

## Coming Soon:

### Great Greek Mediterranean Grill and Board & Brew



Bristol Plaza located at 3305 S. Bristol brings two new fast casual restaurants opening the summer of 2023. The Great Greek Mediterranean Grill, with 25 franchise locations nationwide, is opening it's first Orange County location in Santa Ana. Board & Brew, established in 1979 in Orange County, is opening it's first Santa Ana location featuring specialty sandwiches. These restaurants bring fresh ingredients and healthy dining options for local residents and visitors of the City.

### INSAND



Insand is an exciting new and unique project located at 2100 W. Alton Ave slated to open in 2023. It is an outdoor fitness complex that emphasizes volleyball fitness training, while also offering traditional exercise options. Development would be comprised of 15 shipping container buildings, sand courts, a rock climbing wall, studio fitness, weight training area and a juice bar.

### Rove

Rove, an electric vehicle charging company, announced plans to open six ultra-fast EV charging centers in Southern California in 2024. The Rove full-service charging center in Santa Ana will be located at 1008 E. Seventeenth and will feature 40 DC Fast Chargers capable of charging any EV in as little as 20 minutes. While drivers wait for their charge to complete, they can enjoy onsite amenities, which include a fresh market, car wash, 24/7 lounge with after-hours security, and dog walk. The groundbreaking is expected this summer.





**This Page Intentionally  
Left Blank**

# FY 2020-21 to 2024-25 Strategic Plan

## MISSION

To deliver efficient public services in partnership with our community, which ensures public safety, a prosperous economy, opportunities for youth, and a high quality of life for all residents.

## 5-YEAR VISION

By 2025, Santa Ana honors its rich cultural history as it becomes a thriving urban center with accessible green spaces, world-class amenities and services, as well as infrastructure. The efficient and financially stable City government will further diversify Santa Ana's housing stock and economy, bolster community safety, and support programs and services that residents' quality of life.

## STRATEGIC PRIORITIES



## PLANNING PROCESS

The process to develop the City's FY2021-FY2025 Strategic Plan was initiated in March 2020 and took place over a 3-month period. Due to the impacts of the COVID-19 pandemic, all meetings took place virtually. The following summary provides an overview of the process, by phase:

- **Assessment-** Data Collection, Council Member Interviews, and an Executive Management Team (EMT) survey. The results provided valuable insights for strategic plan focus areas. Themes were developed from this data and incorporated throughout.
- **Plan Development-** EMT Planning Sessions and Community Workshops. The EMT Planning Sessions results in priorities, performance measures and an initiative roadmap. The two public input sessions were held virtually using multiple social media platforms, including Facebook Live, Instagram Live and You Tube. Approximately 3,500 community members viewed these sessions.
- **Finalizing the Plan-** Community input was incorporated to refine strategic goals and short-term initiatives.
- **Implementation-** City Council adopted the FY2021-FY2025 Strategic Plan on June 18, 2020. Each year departments develop annual strategic goals that align with the five strategic priorities listed above. These goals are required to be specific and measurable.

# Strategic Priorities & Goals

## Financial Stability

---

Protect and enhance revenue streams while maintaining a healthy reserve balance to provide the expenditure of funds in support of the City's strategic plan priorities.

## Community Safety

---

Provide a safe environment for residents and visitors while reducing crime and addressing the impacts of homelessness on our quality of life.

## Modern Facilities & Infrastructure

---

Ensure maintenance and preservation of City facilities and roadways to better serve residents and visitors.

## Efficient City Services

---

Streamline and maximize the efficiency of service provision to ensure that engaging in business with the City is easier.

## Economic Diversification & Expansion

---

Enhance economic vitality by growing and expanding revenue streams, attracting quality employers, jobs, businesses and desired amenities.

**BALANCED BUDGET:** Planned expenditures do not exceed expected revenues for the next 10 years by controlling labor costs, focusing spending on primary functions of the City and improving financial flexibility.

**DEVELOPMENT:** Entice developers to build attractive businesses and housing to increase property values, resulting in an overall 10% increase in assessed valuations over the next 3 years and increased tax revenue.

**MODERNIZE:** Reduce costs by 3% over the next 5 years by streamlining administrative processes and providing easy-to-access online services to operate efficiently.

**HOMELESSNESS RESPONSE:** Reduce the number of Santa Ana's unsheltered homelessness.

**EMERGENCY POLICE RESPONSE:** Reduce police response times to emergency calls for service.

**SAFETY & PERCEPTION OF SAFETY:** Enhance public safety by reducing and proactively targeting gang and violent crime.

**COMMUNITY POLICING:** Further implement community-based policing programming as a way of doing business. Continue enhancing transparency and community engagement practices.

**21st CENTURY POLICE TRAINING:** Focus on coteremporary, best and "next" practices of de-escalation and liability-limiting techniques through the use of technology.

**CRIME PREVENTION:** Implement programs and facility/infrastructure improvements that will prevent crime and reduce the demand on Santa Ana Police.

**PARKS MASTER PLAN:** Develop and implement master plans for parks and facilities.

**INFRASTRUCTURE MASTER PLANS:** Develop and implement master plans for utilities, infrastructure and roadways.

**TECHNOLOGY MODERNIZATION:** Enhance the City's capabilities to allow the public to access more services online.

**EFFECTIVE, EFFICIENT, POLICIES & PROCESSES:** Streamline policies and processes for staff and residents to reduce the time it takes to complete and access City services.

**COMMUNICATION & OUTREACH:** Aim to reach and engage all audiences through a variety of communication outlets.

**REDUCE HOMELESSNESS:** Reduce the number of unsheltered homeless to reduce the impacts of homelessness on the community and to ensure Santa Ana is clean and safe.

**INCREASE JOB OPPORTUNITIES:** Increase the availability of quality jobs for Santa Ana residents by attracting and retaining businesses.

**TOURISM & VISITORS:** Create jobs and increase City revenue by attracting investments in tourism-based development that showcases Santa Ana as an international destination.

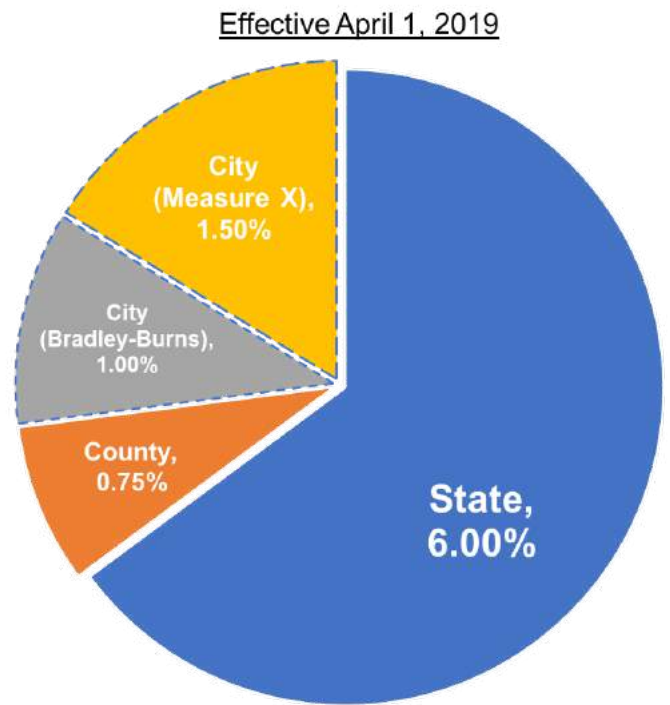
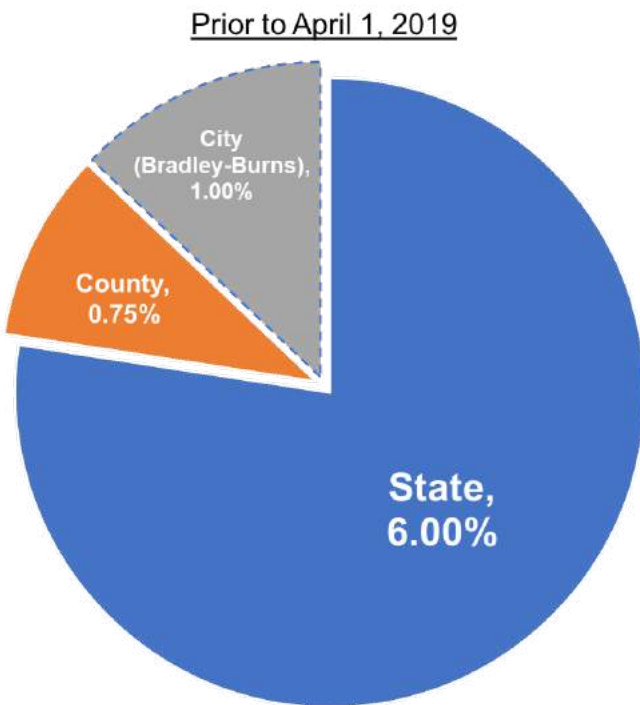
**ECONOMIC DEVELOPMENT:** Enhance Santa Ana's business-friendly environment to allow businesses to thrive.



# Measure X Local Sales Tax Rate

In November 2018, Santa Ana voters approved Measure X: the Santa Ana Neighborhood Safety, Homeless Prevention and Essential City Services Enhancement Measure. Measure X became effective April 1, 2019 and levied a local 1.5% sales tax rate, decreasing to 1.0% in 2029, then sunsets in 2039. Vital goods like groceries, gasoline, medication and housing are exempt from this tax.

Measure X funds general city services including, but not limited to: emergency response services, homelessness and housing services, fixing potholes and streets, keeping up parks, and maintaining senior services, after school programs and graffiti removal.



### **Use of Measure X**

The ballot language called for the use of Measure X funds “To maintain effective 9-1-1 response; retaining firefighters and police officers; addressing homelessness; fixing streets, maintaining parks, and youth and senior services, and unrestricted general revenue purposes.”

The City’s Measure X captures a larger share of sales tax from online sales and less reliance on the transportation sector in comparison to the State of California.

### **Overview of City's goals related to the Measure X revenue use:**

**Increase the efficiency & effectiveness of emergency response services by retaining firefighters, police officers and paramedics** – according to the FBI's Information Services Division, cities with a population over 250,000 in the Pacific region of the United States have an average of 1.8 sworn officers per 1,000 residents. Effective July 1, 2023, Santa Ana has 384 funded positions which is 1.24 per 1,000 residents, slightly less than the regional average.

**Address the homelessness epidemic** – Santa Ana bears a disproportionately large burden of the homeless population in the region. Using local revenue to address the issue will ensure that our residents will benefit directly from this investment. The Homeless Evaluation Assessment Response Team (H.E.A.R.T.) Program focuses exclusively on homeless, individuals and families, and addresses the problem in its entirety through immediate needs and long-term effects.

**Fix and maintain roads and parks** – In the 2023-24 fiscal year, the City’s latest Pavement Management Program (PMP) will be updated to assess the condition of City roadways. Currently, city roadways have an average Pavement Condition Index (PCI) score of 75 out of a possible 100. The PMP also identified a \$300 million backlog for street reconstruction. A backlog of this magnitude indicates the need for a larger investment to stay ahead of the growing depreciation rate of the overall pavement network condition. To maintain the current PCI and address the backlog, an investment of \$30 million annually is required.



# Cannabis Public Benefit Fund

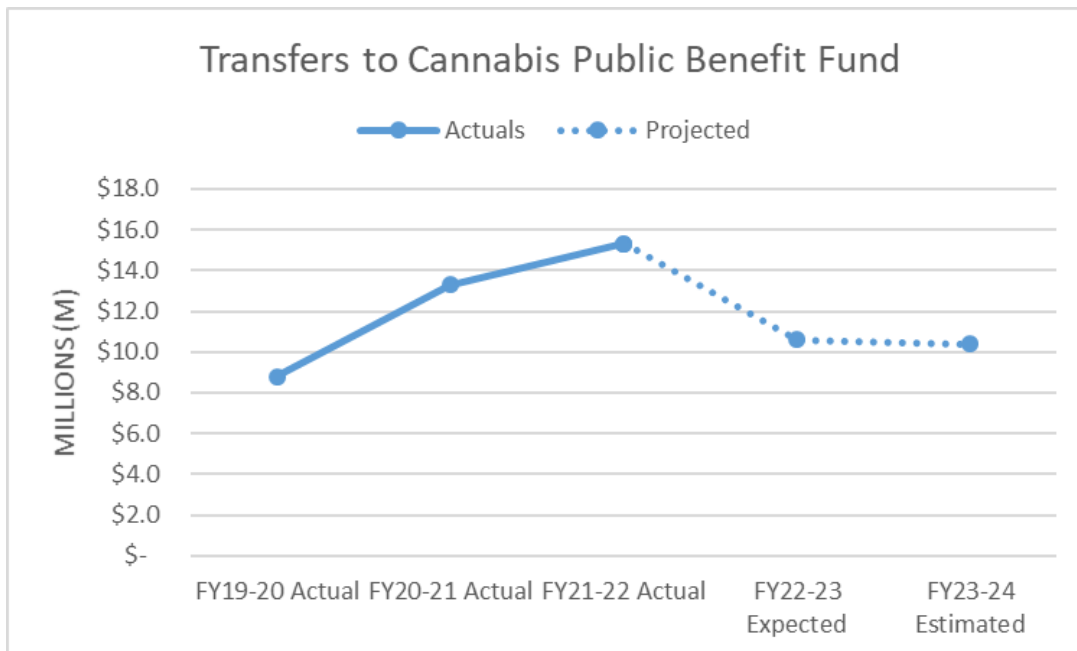
In December 2018, the City Council adopted Ordinance NS-2959 to establish the Cannabis Public Benefit Fund (CPBF) for youth and enforcement services. The revenue source is two-thirds of the Cannabis business tax collected from adult-use retail sales and supply activities such as cultivation, manufacturing and distribution. The remaining one-third of the tax remains in the General Fund.

In October 2022, the City Council took action to reduce the Cannabis industry tax rates as follows:

	Percentage Rates Prior to Reduction	New Rates Effective Jan. 1, 2023
Supply Activities	6%	1%
Adult-Use Retail	8%	7%
Medical-Use Retail	6%	5%

In addition to the rate reductions, the City Council adopted a program for Adult-Use Retail business to apply for a Qualified Social Equity designation for a further 2% tax rate reduction. Qualified Social Equity practices include paying prevailing wages, hiring from disadvantaged communities, supporting local non-profit organizations, and skills training for employees.

As a result of the tax rate reductions, we expect a reduction in the amounts transferred to the CPBF.



# Cannabis Public Benefit Fund

Programming for recurring services was kept to a minimum, and a large portion of the amounts transferred to the CPBF were used for one-time projects such as park and library improvements. Therefore, even with the tax rate reductions, the recurring service programs will remain intact for FY23-24. Summaries of spending follow.

Book Mobile - books, subscriptions, programs, and related costs	135,360
Digital Content and Subscriptions (Hoopla, Overdrive, Mango Languages, Newsbank, ABC Mouse, Ancestry, etc.)	174,540
300 Hotspots and 500 Google Chromebooks	295,460
Staffing for Library programs and related costs	271,110
Youth Service programs and events including Dia, summer reading program, and various misc. expenses	98,530
<b>Total Library</b>	<b>975,000</b>
Staffing for Recreation and Zoo programs	2,031,620
Zoo - Zoo and You	114,880
Zoo - Nature Center	70,610
Recreation - Aquatics	102,280
Parks - Aquatics Maintenance	40,000
Recreation - Teen Excursions	62,510
Recreation - Recreation Mobile	8,750
Recreation - Events	5,350
Recreation - Youth Services	29,050
CDA - Paid Internship	742,360
<b>Total Parks, Recreation and Community Services</b>	<b>3,207,410</b>
<b>Total Youth Services</b>	<b>4,182,410</b>

Legal Enforcement - City Attorney's Office staff	253,080
Contract legal services	300,000
<b>Total Legal Enforcement</b>	<b>553,080</b>
Code Enforcement - Planning and Building Agency - Code Enforcement Supervisor, 10 Code Enforcement Officers, and Admin staff	1,172,520
Equipment & Supplies	18,000
<b>Total Code Enforcement</b>	<b>1,190,520</b>
Safety and Security - Police Department staff	2,359,350
Evidence warehouse for cannabis activities	132,400
Body-Worn Camera Program	1,029,150
<b>Total Safety &amp; Security Enforcement</b>	<b>3,520,900</b>
Collections Enforcement - Finance and Management Services staff	107,440
Contract services to audit cannabis activities	255,550
<b>Total Collections Enforcement</b>	<b>362,990</b>
<b>Total Enforcement Services:</b>	<b>5,627,490</b>

# Adopted Cannabis Spending - Youth Services

## Total Youth Spending Appropriation - \$4.18M

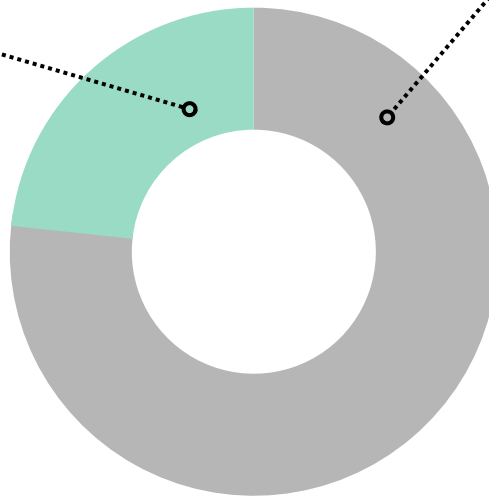


**Library: \$975K**



**PRCSA: \$3.2 M**

- Book Mobile
- Digital Content and Subscriptions
- Youth Service Programs and Events
- Staffing for Library Programs
- 300 Hotspots & 500 Google Chromebooks



- Teen Excursions
- Aquatics
- Recreation Mobile
- Youth Paid Internships
- Staffing for zoo and recreation programs
- Aquatics Maintenance

## Total Enforcement Appropriation - \$5.63 M



**6%**

**Collections \$362,990**

Collect and monitor tax and fee collection and ensure auditing and fiscal compliance of cannabis businesses.

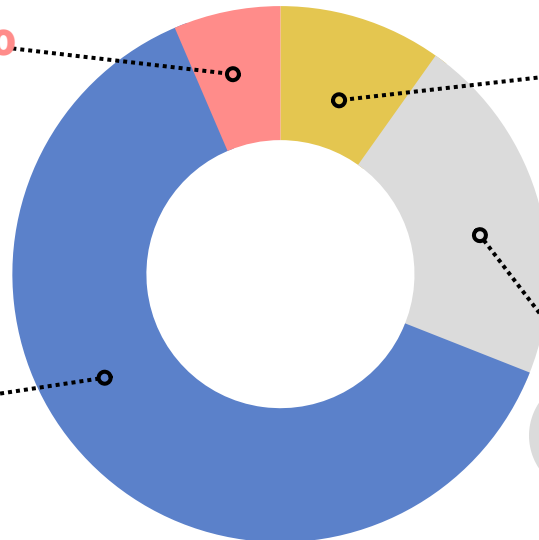


**63%**

**\$3,520,900**

**Safety & Security**

Provide active code enforcement services to promote the physical development of the community through implementing codes and planning future land uses.



**21%**

**Legal \$553,080**

Prepare legal proceedings related to enforcement.



**21%**

**Code \$1,190,520**

Provide active code enforcement services to promote the physical development of the community through implementing codes and planning future land uses.



**This Page Intentionally  
Left Blank**

# Homelessness Efforts

The City's response to homelessness involves balancing the needs of individuals and community resources that address, limit, and prevent homelessness. The City alone cannot combat Homelessness and to effectively provide aid, the City collaborates with various cities and counties across the nation. Internally, various City departments play a vital role in ensuring that there are several pathways to assistance, and to housing for people experiencing homelessness.

## Four Point Homeless Strategic Plan

To guide efforts to address homelessness, the City of Santa Ana established the four-point Homeless Strategic Plan. It is organized around the following four core strategies:

1. Clean: Reduce negative impacts on the community to ensure Santa Ana is clean and safe.
2. Outreach: Be persistent in our contact with anyone experiencing homelessness.
3. Housing: Reduce the number of Santa Ana's unsheltered homeless.
4. Communication: Have an engaged and informed community regarding homelessness and homeless solutions.

## Homelessness Response Teams

The City utilizes two outreach teams to help tackle homelessness: The Quality of Life Team and the Santa Ana Multi-Disciplinary Homeless Response Team (SMART).

### Quality of Life Team

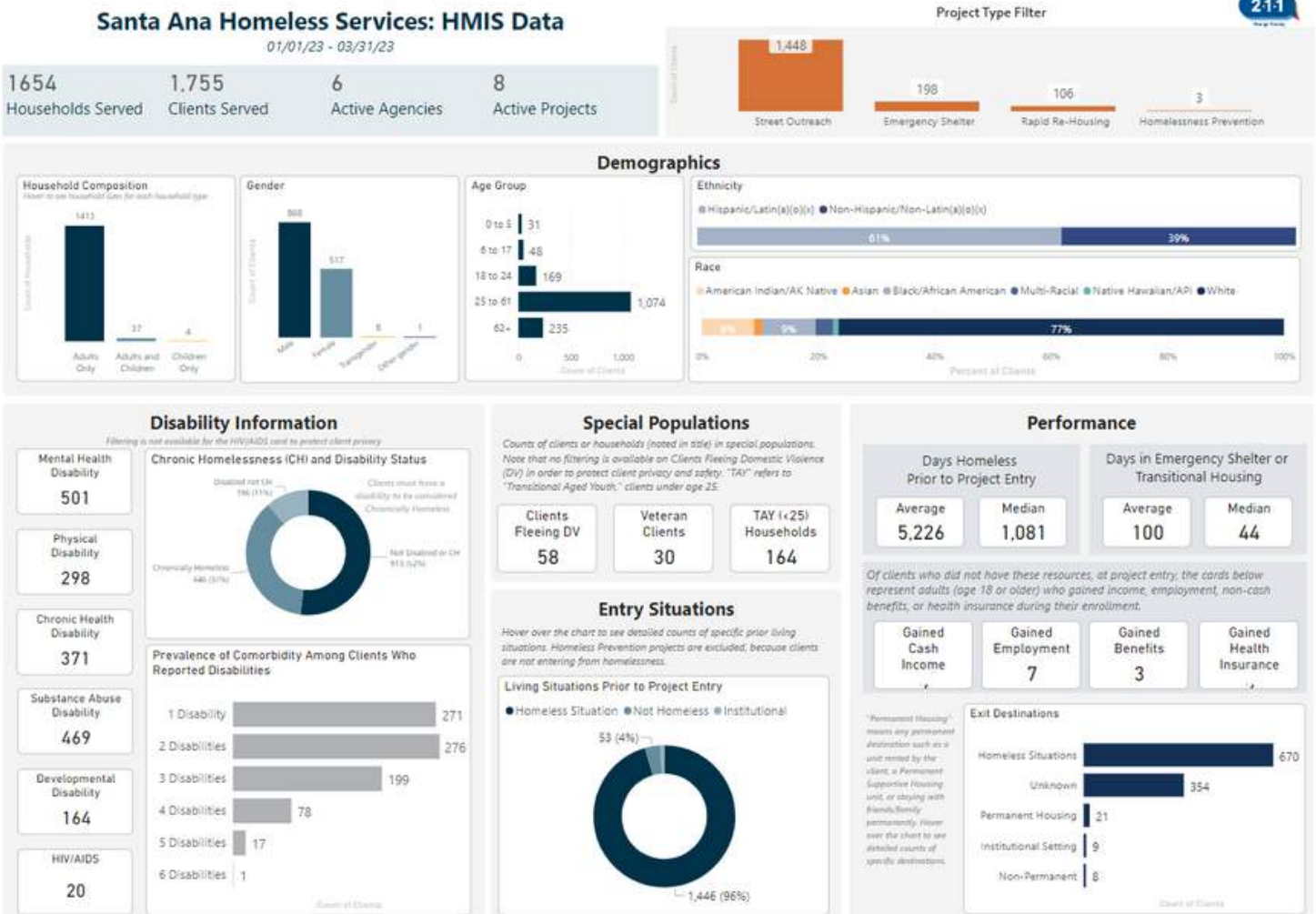
The Quality of Life Team (QOLT) is a multi-disciplinary team to address quality of life issues throughout the City. The team problem solves issues regarding homelessness in the field, such as outreach services, encampment clean-up and enforcement action when necessary.

### Santa Ana Multi-Disciplinary Homeless Response Team (SMART)

The SMART team is a pilot program between the City and CityNet. It has allowed for expansion of trauma-informed case services and provides enhanced outreach. The purpose of the SMART team is to efficiently use City resources by diverting calls from the Police Department to SMART teams in the field. In doing this the SMART team is able to focus on all non-emergency calls and focuses on providing services, addressing mental health needs and helping more individuals transition out of homelessness.



# Homelessness Efforts



**\*The dashboard is available on the City Website - Click the Dashboard for the most current data\***

The dashboard displayed above is a snapshot of the homelessness-related data collected by the Santa Ana Homeless Services division either from January 1, 2023 through March 31, 2023. The dashboard summarizes demographic information of Santa Ana community members who are experiencing homelessness or at risk of homelessness, such as household composition, age group, sex, gender identity and the prevalence of disabilities among this group. The dashboard also tracks the effectiveness of homeless intervention programs.

As of March 31, 2023, the City and its partners have served a total of 1,755 individuals who are experiencing homelessness or have been at risk of homelessness. Among the individuals served during this timeframe, following intervention by either the City and/or its partners, 21 exited into permanent housing, 9 have exited into institutional settings, 8 have exited into non-permanent housing, 670 have exited back into homelessness and 354 of these individuals' exit situation is unknown.

Between January 1, 2023 to March 31, 2023, a total of 3,657 calls and texts were received by individuals experiencing homelessness in Santa Ana or by Santa Ana residents to inquire about services related to homelessness reduction and prevention. The majority of these inquiries related to housing; food and meal support; legal, consumer and public safety services; mental health and addiction services, as well as utility assistance.



# Homelessness Efforts



## I. Library

The Santa Ana Public Library serves people experiencing homelessness on a daily basis. Supervisors and front-line staff assist people in need of computer and Internet access, library materials, and community resources such as shelters, social service organizations, and mental health services. In addition, supervisors spend time each day ensuring the library is a safe and welcoming place for children, families and seniors. To this end, staff frequently respond to a variety of security issues and public health concerns related to homelessness, mental health, and addiction




## II. Community Development Agency

The Community Development Agency's response to homelessness includes balancing the individual's needs with resources that will address, deter and prevent homelessness. We provide funding to non-profit homeless service providers to provide a broad range of services. These partnerships range from homelessness prevention rental payments to a landlord incentive program to address one of the most significant barriers facing our homeless voucher holders: finding and leasing a unit. Community Development places a great deal of energy around implementing emergency and permanent housing solutions for individuals experiencing homelessness. The Community Development Agency oversees State and Federal grant funds related to addressing homelessness, the Homeless Navigation Center and the Outreach and Engagement program.



## III. Public Works Agency

The Public Works Agency plays a key role as part of The Quality of Life Team (QOLT), a multi-agency team that addresses concerns related to homelessness. The formation of this team brings together all stakeholders together in the field to efficiently address issues. Specifically, Public Works is responsible for cleaning public property and sorting the private property of individuals in the encampments being addressed.



## IV. Police Department

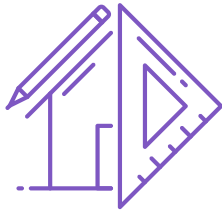
To address homelessness, the Santa Ana Police Department (SAPD) has nine dedicated staff members that serve as part of the Quality of Life Team (QOLT). SAPD plays a key role in providing enforcement and outreach services to individuals and families who are chronically homeless. To connect individuals in need of mental health services, SAPD oversees the Psychological Emergency Response Team (PERT) and works in partnership with a County of Orange mental health clinician. Since June 2021, SAPD responded to approximately 15,000 homeless related calls for service. To address these calls, the SAPD works directly with the Santa Ana Multi-Disciplinary Response Teams (SMART) program which is a partnership between the City and City Net. SMART addresses all non-emergency homeless calls and SAPD provides additional assistance when needed.

# Homelessness Efforts



## V. City Manager's Office


The City Manager's Office provides general oversight of homeless services. As part of this oversight, a Homeless Services Division Manager provides essential facilitation and management of the City's homeless services and efforts across all city departments. Furthermore, the City Manager's Office oversees additional services provided by non-profits that bridge the City's efforts to divert the high number of homeless related calls coming into our 911 dispatch to address and remedy homelessness. To continue all these efforts, staff works closely with our legislative advocates to lobby the county, state, and federal legislature for direct funding for homelessness.



## VI. Planning & Building Agency

The Planning and Building Agency's role through its Code Enforcement Division in assisting with homeless and/or transient concerns that primarily deal with private property issues. In addition to addressing encampments on private property, Code Enforcement works with the property and/or business owners regarding general property maintenance issues (e.g. landscaping, graffiti, trash and debris, etc.) in an attempt to prevent those private properties from becoming a public nuisance. Code Enforcement also collaborates with property owners by taking proactive measures that protect their properties. This includes making routine property improvement recommendations that specifically address transient related concerns.

These recommendations may range from simple pruning and removal of landscape; adding more lighting, fencing and securing of property during after-hours, and recommending the contracting of private security services. Lastly, Code Enforcement is responsible for securing abandoned and vacant private property to prevent transients from squatting.



## VII. Parks, Recreation and Community Services

The Parks, Recreation and Community Services Agency plays a key role as part of the Quality of Life Team (QOLT), a multi-agency team that addresses concerns related to homelessness. Specifically, Parks and Recreation is responsible for storing and maintaining the private property of individuals experiencing homelessness who have abandoned their property or who have been taken to detention facility or shelter. In addition, they maintain the bike trails and parks to ensure they do not become attractive to individuals experiencing homelessness.

# Homelessness Efforts



*2229 S. Yale Street*

## **Santa Ana Navigation Center**

The City announced the official opening of the Yale Navigation Center, a 24-hour shelter specifically designed to cater to the needs of Santa Ana residents in June 2022. This is a significant step forward in our commitment to addressing homelessness within our community.

The Yale Navigation Center boasts a comprehensive range of amenities and services aimed at assisting individuals in their journey towards stable, permanent housing. Within the center, residents have access to a fully equipped commercial kitchen, separate dormitories for men, women, and families, dedicated office spaces for case management and medical services, as well as an outdoor area designed to accommodate participants and their pets.

To ensure a streamlined and secure environment, all guests are transported to and from the shelter, with no provision for walk-in traffic. This approach allows us to maintain a controlled and supportive atmosphere, fostering a sense of safety and well-being for all residents.

During their stay at the Yale Navigation Center, guests are provided with a robust array of supportive services tailored to their individual needs. These services are specifically designed to aid their transition into permanent housing and to address any underlying issues that contribute to their recurring experiences within the homelessness system.

By establishing the Yale Navigation Center, the City aims to create a compassionate and effective approach to combating homelessness, ultimately improving the quality of life for both residents and the community as a whole.



**This Page Intentionally  
Left Blank**

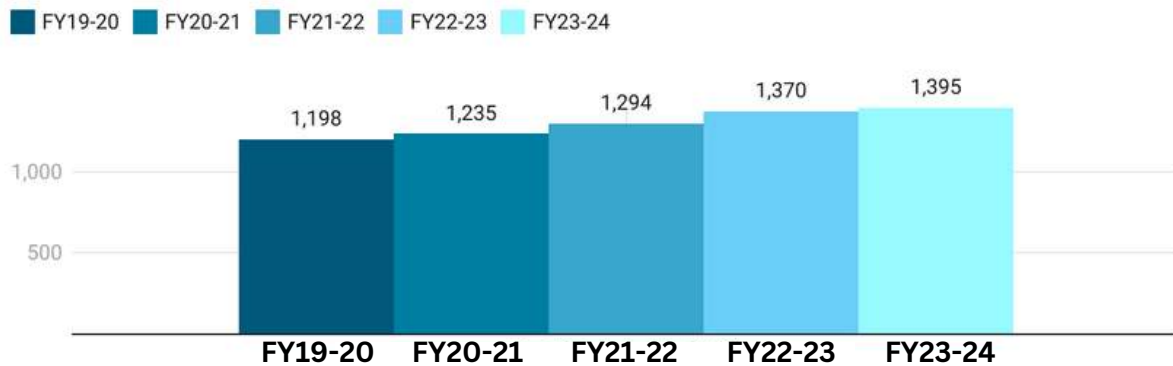
# Citywide Personnel & Staffing

Department	FY19-20	FY20-21	FY21-22	FY22-23	F23-24	
					Workforce Changes	FY23-24
City Manager's Office	10	10	13	16	-1	15
Council of the Clerk	5	6	7	7	0	7
City Attorney's Office	15	15	16	17	4	21
Human Resources	27	28	30	31	1	32
Finance and Management Services	69	62	68	68	1	69
Library	26	26	29	37	0	37
Parks, Recreation, and Community Services	63	79	78	60	3	63
Police Department	616	628	628	640	0	640
Planning and Building	72	75	84	99	3	102
Public Works	224	234	255	310	3	313
Community Development	47	48	62	62	10	72
Information Technology	24	24	24	23	1	24
<b>Total</b>	<b>1,198</b>	<b>1,235</b>	<b>1,294</b>	<b>1,370</b>	<b>25</b>	<b>1,395</b>

These workforce changes include full-time position additions, deletions and reclassifications. The workforce increases and changes enables allows City departments to continue operating at near capacity.

The FY23-24 budget includes a net increase of 25 full-time budgeted positions from FY22-23. The implementation of the Rent Stabilization and Just Cause Eviction Ordinance – first approved by the City Council in 2021 – was the impetus for most of the net full-time staff increases. These positions will provide support for hearings, appeals, mediation, education and translation services related to the enforcement of the ordinance.

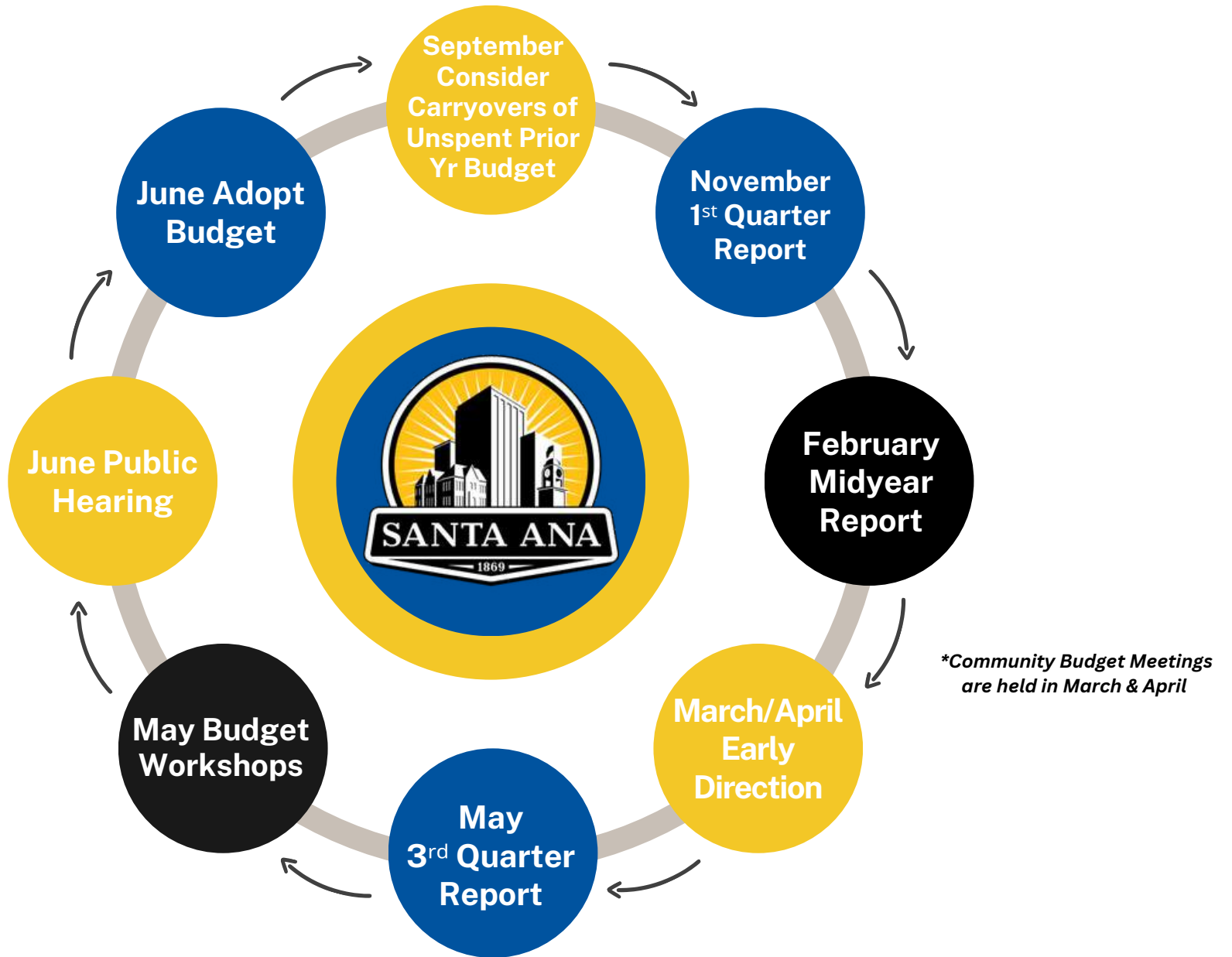
## Total Budgeted Full-Time Staff by Fiscal Year





**This Page Intentionally  
Left Blank**

# Budget Process FY23-24



# Budget Process

## Budget Process Detail

The City's annual budget is prepared for a fiscal year that begins July 1st and ends June 30th. The budget process is a perpetual and iterative operation that includes phases of formulation, adoption, implementation, adjustment, and oversight throughout the year.

- Budget instructions and budget assumptions (labor costs, internal charges and indirect costs) are distributed to all departmental Budget Liaisons to incorporate within their respective budgets.
- The first funds to be forecasted are the internal service funds due to the impacts of the internal charges on general, enterprise, grants and other restricted funds.
- From March to April, the budget team meets with department representatives to review, discuss & plan the anticipated goals such as Supplemental Budget Requests including workforce changes, Proposed New, Modified or Deleted Miscellaneous Fees, and overall Budgets for the upcoming Fiscal Year.
- Community budget meetings are held March through May. Information about the General Fund revenues and expenditures, Capital Improvement Program and the budget process is provided and community input is gathered.
- In the month of May, the City Manager presents a draft budget and long-term financial outlook. The purpose of the outlook is to ensure that the City's financial environment is stable, efficient and transparent, and to ensure the organization's long-term financial viability. The City's General Fund forecast takes into consideration several economic indicators, trend analysis, judgmental forecasting, and expert opinion of the City's consultants and staff.
- The Capital Improvement Program is presented to the Planning Commission for compliance verification to the City's General Plan. Based upon the City Council budget priorities, the Executive Management Team reviews operating budgets and Capital Improvements Program requests. The budget team evaluates and prioritizes the program requirements, determines funding availability and develops a balanced budget. Final budget decisions are made according to the purpose, vision and goals of the City.
- In the months of April through June, the City Manager conducts individual meetings with each City Council member for review of the budget and economic conditions overview. The purpose of the sessions is to support the preparation of the upcoming City Budget and provide a status of the current year's budget and preliminary projections of General Fund revenues and expenditures.
- A public hearing notice is published in a local publication in May and/or June. The updated budget is presented to the City Council during the public hearing and any new changes are incorporated into the budget. Copies of the line-item budget, as presented in this document, are available to the public in the Clerk of the Council's Office, Main Library, and the City's website at <https://www.santa-ana.org/budget>.





# Budget Process

- After the conclusion of the public hearing, the City Council may further consider the proposed budget and make any revisions thereof that it may deem advisable. On or before the 30th day of June, the City Council meets to adopt the proposed budget, as amended, by the affirmative vote of a supermajority (5) of the seven-member Council.
- The City Charter requires the City Council adopt a budget no later than July 31. Upon final adoption, the budget will be in effect for the ensuing fiscal year. The adopted budget becomes the authority for the various departments to expend appropriations, subject to controls established by the City Charter. A copy of the adopted budget, certified by the Clerk of the Council, must be reproduced and copies made available for the use of all officers, offices, departments, and other agencies of the City and for the use of civic organizations.
- The City can amend the budget during the fiscal year by an appropriation adjustment. This action requires a supermajority Council vote, at least five affirmative votes. The need to amend or adjust the budget typically arises in response to unforeseen circumstances or events. If the request for an appropriation adjustment is a shift of budget between two different departments and/or involves more than one fund, City Council approval is required. The City Manager has the authorization to amend City Council-approved appropriations if the amendment is to shift budget within a single department and fund. The City Manager is not authorized to increase the overall budget.





**This Page Intentionally  
Left Blank**

# Budget Overview





**This Page Intentionally  
Left Blank**

# Budget in Brief



The City of Santa Ana is a vibrant community in Orange County, California with a youthful population of more than 300,000 and a diverse economic base. This Budget-In Brief is designed to give you, the reader, a quick overview of the annual budget that begins on July 1, 2023 and ends on June 30, 2024. The City is governed by a policy making City Council elected by ward and a Mayor elected at large. Operations are structured by functional department overseen by a professional City Manager. Budget priorities are guided by a 5-year Strategic Plan adopted by the City Council in 2020. More information can be found in the detailed budget document on the City's website at <https://www.santa-ana.org/budget/>.

Community Priorities

## Parks and Infrastructure - \$97.4M

The City of Santa is committed to maintaining its infrastructure and parks as well as expansion of parks for its citizens. The core building blocks essential to the City's services are: access to nature, outdoor spaces to play and exercise, facilities for self-directed and organized recreation, and providing positive alternatives for youth.

## Public Safety - \$207.8M

The primary objective of the Santa Ana Police Department and Fire and Emergency Medical Services is to provide the community with top-notch public safety services, characterized by a commitment to professionalism and integrity. The allocation for public safety encompasses both the Police Department and the Fire and Emergency Medical Services expenditures.

## Homelessness - \$28.7M

The Homeless Services division of the City of Santa Ana develops public and private partnerships and provides direct outreach services that coordinates services directed towards reducing and preventing homelessness. The City provides a wide-range of services and resources for homeless persons through, shelter, outreach and engagement, Permanent Supportive Housing (PSH), homeless prevention, tenant-based vouchers.

### Citywide Budget

Fund	FY21-22 Actual	FY22-23 Original	FY23-24 Adopted
		Budget	Budget
General Fund	\$349.56M	\$403.60M	\$414.02M
Special Revenue	\$21.70M	\$22.13M	\$16.28M
Grant Funds	\$717.10M	\$88.23M	\$101.53M
Other Restricted Funds	\$54.70M	\$53.82M	\$54.22M
Capital Project Fund	\$44.40M	\$31.43M	\$42.25M
Enterprise Funds	\$152.90M	\$145.62M	\$124.08M
Debt Service*	\$3.94M	\$15.33M	\$11.76M
<b>Total</b>	<b>\$717.10M</b>	<b>\$760.16M</b>	<b>\$764.14M</b>

**\*FY21-22 Debt Service contribution was lower due to refinancing**

### Significant Changes From Prior Year

Overall, the Citywide budget did not significantly change from the prior year. However, the City added a new rent stabilization program with a total budget of \$2.8M. Restricted revenue sources fluctuate yearly based on grant awards from state and federal agencies and the capital project priorities for the year. The detailed budget document includes a full reconciliation of the changes to the General Fund, which can be located in the Table of Contents.

### Changes from Proposed to Adopted Budget

On May 11, 2023, the City Council was presented a proposed budget for consideration and feedback. The council approved to recognize \$84,580 of unspent monies that were carried over to the 23-24 expenditures. On June 20, 2023, the proposed budget was presented for public hearing and subsequently adopted the City Council as presented with no additional changes.

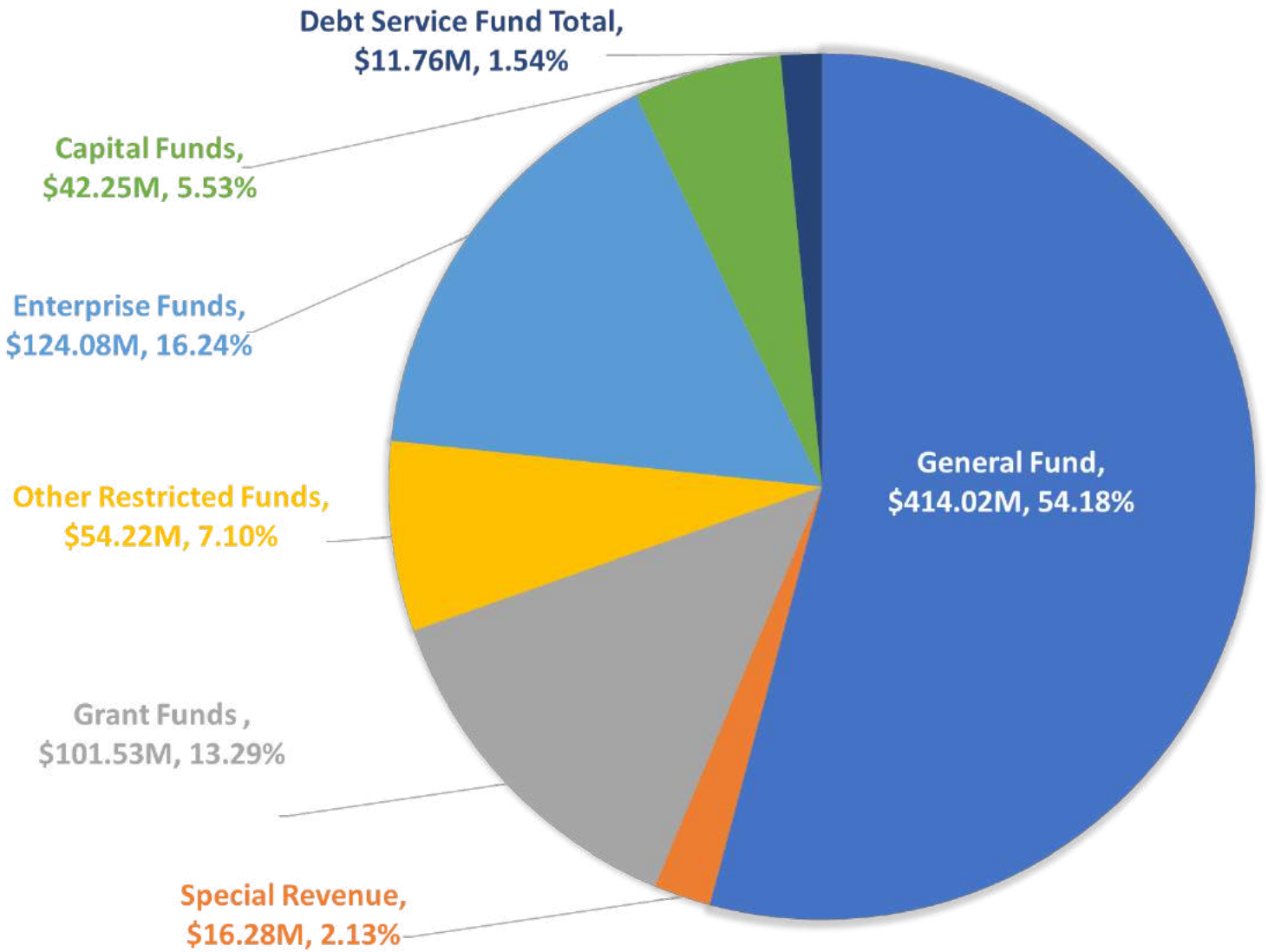
# Citywide Appropriations

City Council appropriations of resources are budgeted expenditures. Citywide appropriations across all funds for FY23-24 amount is \$764.1 million (M) and the pie chart on the next page illustrates the different areas of expenditures. This does not include internal service funds, which account for costs charged between departments. Total appropriations this upcoming fiscal year increased by 0.5%, when compared to FY22-23. This minor increase was largely due to an increase in capital projects funded through the Orange County Transportation Authority (OCTA). OCTA funds a variety of Measure M Programs, which allocates funding for cities to widen streets, improve intersections, coordinate signals, and pavement rehabilitation projects.

An illustration of the citywide budget, by fund type, is shown on the next page. Examples of spending for each fund type follow.

- The unrestricted General Fund is the largest segment of the budget with appropriations and transfers to other funds for debt service totaling \$413.9 million or 54.18% of the citywide total. The City uses its unrestricted revenue primarily for Public Safety (50.2%), Public Works (12.1%), and debt service (2.2%).
- Enterprise Funds, funded by user fees, represent 16.2% and is the second largest budget segment of the citywide budget. Programs funded from the Enterprise Funds include Water (\$72.2M), Refuse (\$22.1M), Sanitary Sewer (\$10.9M), Sanitation (\$7.6M) and Parking Operations (\$4.9M).
- Grant Funds from other government agencies and Other Restricted Funds represent a combined 13.3% of the citywide budget. Programs funded by grants include Housing Authority (\$55.5M), Community Development Block Grant (\$5.4M), and the Workforce Investment Act (\$2.6M). Programs funded by Other Restricted Funds include Inclusionary Housing (\$1.6M), Gas Tax (\$16.7M), and Civic Center Maintenance (\$4.2M).
- Capital Funds and self-restricted General Fund money represent a combined 7.66% of the citywide budget. Programs funded by Capital Funds include Traffic Safety Management Program (\$85K), Sanitary Sewer Capital (\$2.0M), and Measure M Street Construction (\$17.7M). Programs funded by self-restricted General Fund money include Cannabis Public Benefit (\$9.8M), City Services (\$3.5M), and the Fire Facilities Fund (\$0.81M).
- Debt Service Fund of \$11.8M represents 1.5% of the citywide budget, which are bond debt service payments funded by Governmental Funds. In addition, the remaining bond debt service payments are charged directly from the Enterprise Fund (\$0.5M) and the Internal Service Fund (\$0.79M) for a combined debt service total of \$13M.

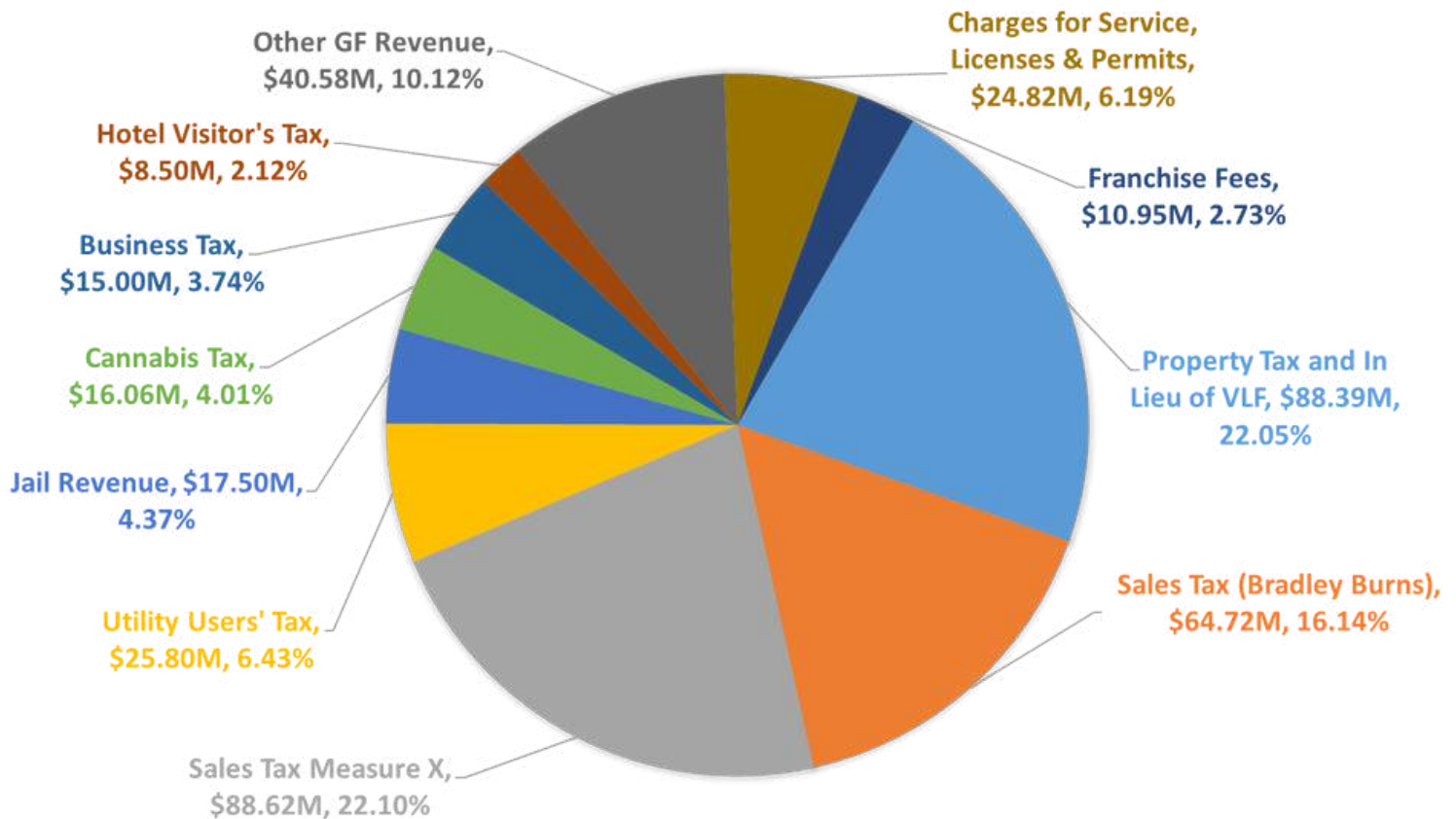
# Adopted Citywide Budget: \$764.2M



# General Fund Revenue: \$400.9M

## Source Overview

General Fund revenue can be used for any purpose and includes voter-approved taxes, cost recovery fees, and fines. This section includes detailed information for Sales Tax, Property Tax, Utility Users' Tax, Hotel Visitors' Tax, and Business Tax, which represent 73% of General Fund revenue. Sales Tax and Property Tax continue to be the primary revenue sources for the General Fund, accounting for 60.3% of the budget.



*\*Cannabis Revenue Includes: Adult-Use Retail Tax (\$15.1M), Commercial Cannabis Taxes (\$416K), Medical Marijuana Tax (\$528K).*

## Revenue Overview

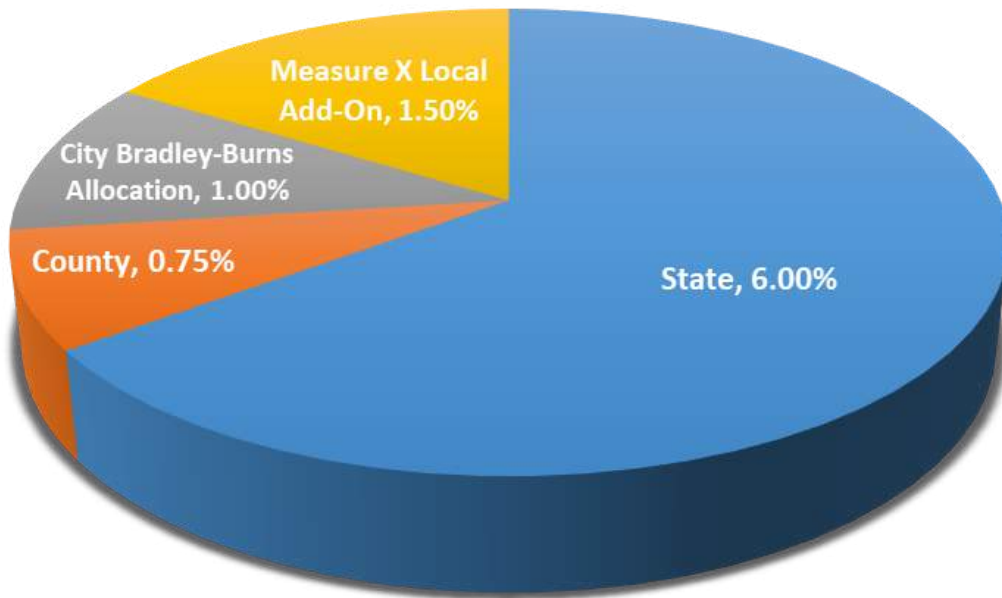
The projected General Fund revenue for FY23-24 is \$400.9 million, representing an increase of \$10.8 million, or 2.8%, in comparison to FY22-23.

FY23-24 General Fund revenues are projected to be less than the adopted General Fund expenditures by \$13 million as a result of one-time spending for notable investments such as the Third & Broadway development project, critical City infrastructure projects (e.g., pavement maintenance, sidewalks, and median modification/additions) and a 3% compensation increase for employees which increased labor costs.



# Sales Tax

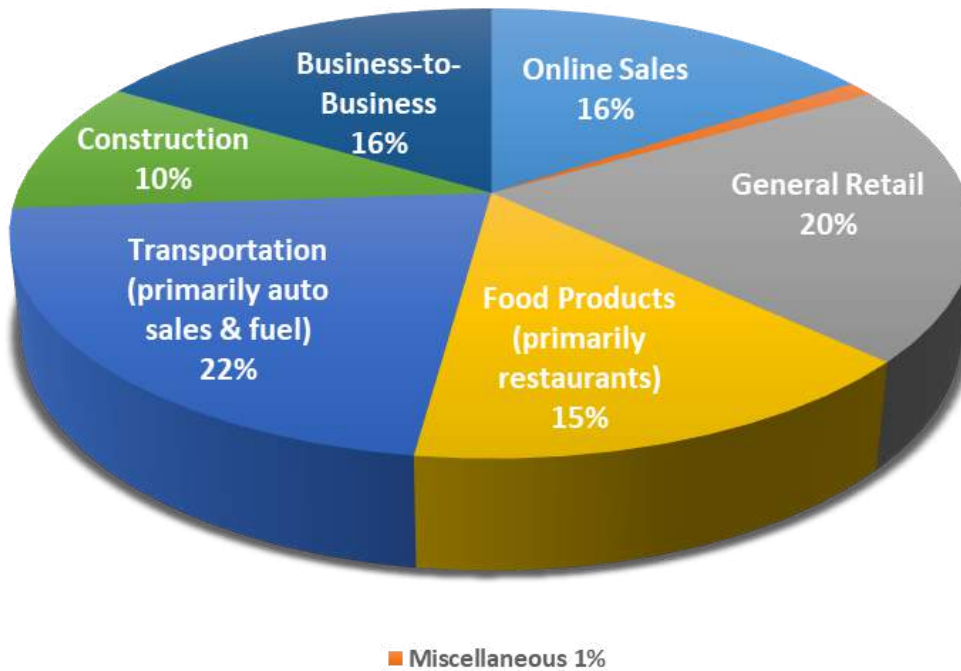
Everyone who shops or dines pays a sales tax on the transaction. There is a statewide levy, as well as allocations for counties and cities. As discussed in the Measure X section of this budget narrative, the City’s voters approved a local add-on of 1.5% that became effective April 1, 2019. The local add-on decreases to 1.0% on April 1, 2029 and sunsets completely on April 1, 2039. A break-down of the total 9.25% tax currently paid in Santa Ana follows.



Sales tax is a revenue source that is susceptible to economic fluctuations. During the Great Recession of 2009, the City’s sales tax decreased by 14%. As reported by Forbes in May 2023, “The New York Fed recession probability indicator suggests there is a 68.2% chance of a U.S. recession sometime in the next 12 months. ”Many economists expect the next recession will be “mild”. A mild 1.2% reduction of sales tax would equate to a \$2 million revenue loss. The FY23-24 revenue estimate does not currently include a revenue loss assumption; however, staff will continue to watch economic indicators closely and use the quarterly budget reports to make adjustments to revenue estimates throughout FY23-24.

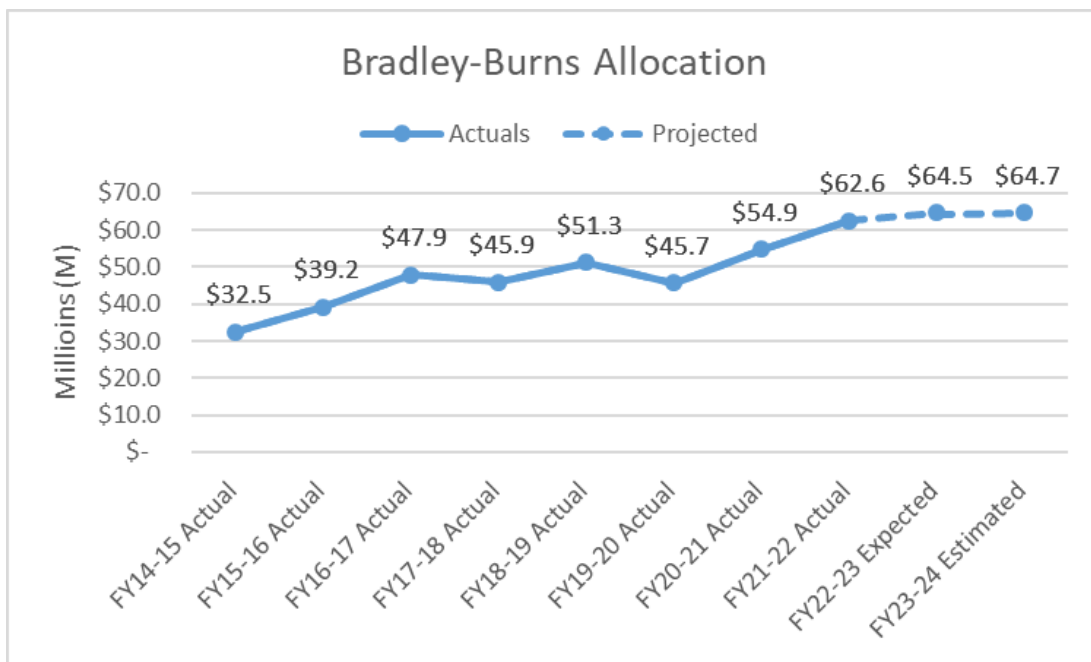
Even though this tax category accounts for 38% of the City’s General Fund revenue, there are two mitigating factors that will help the City maintain service levels in the event of a recession. First, the City’s sales tax base is diversified. In some recession scenarios such as the COVID pandemic, restaurant sales may suffer and business-to-business sales may increase.

# Sales Tax



The second mitigating factor is the City’s General Fund Reserve. The City Council adopted a policy to ensure we maintain a General Fund balance equal to at least 18% of annual revenue. For FY23-24, that amount is \$72.1 million, which can be used for emergencies or to help get through a recession.

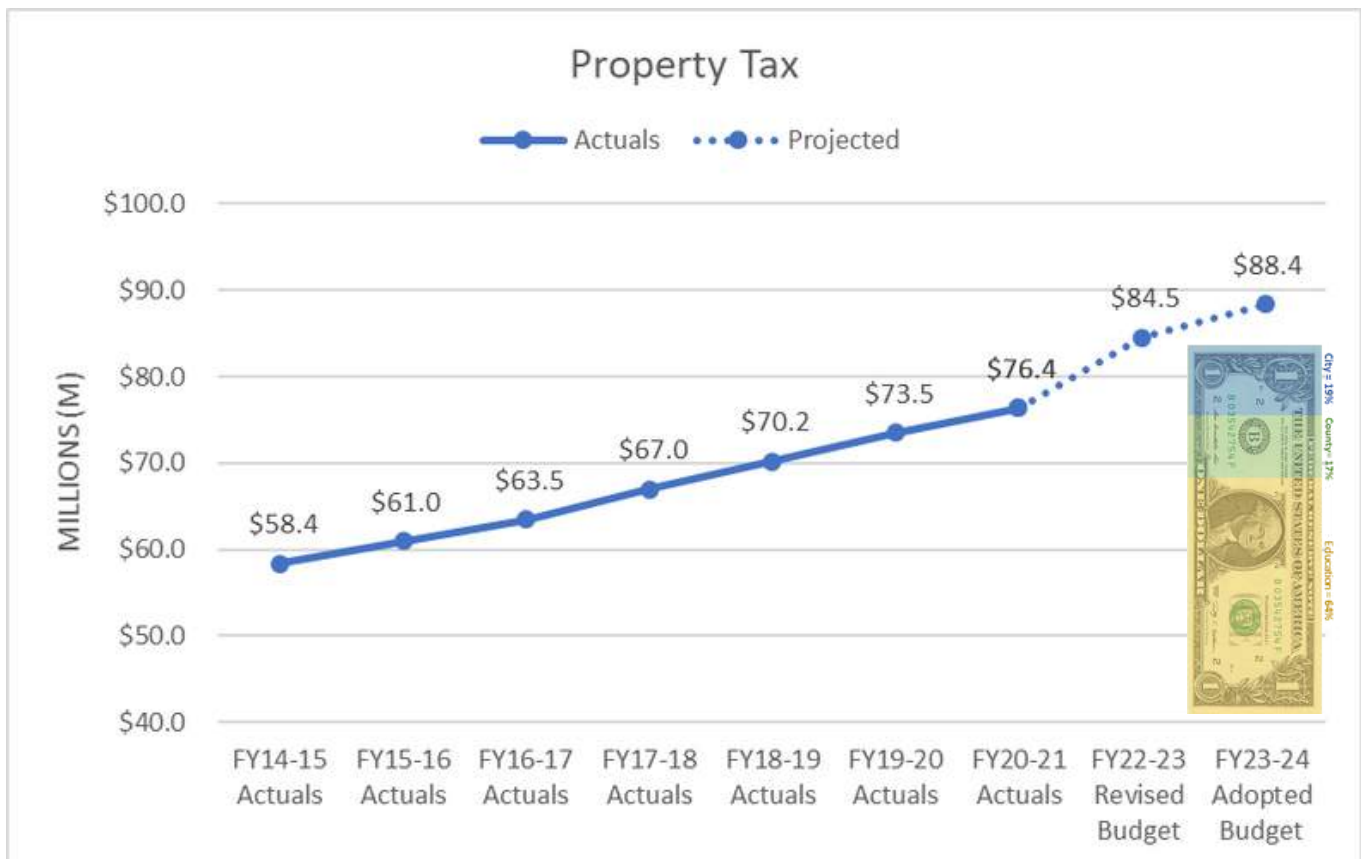
A ten-year trend of the City’s Bradley-Burns allocation follows. Although the trend is upward, there is economic fluctuation, as seen in FY19-20 with COVID pandemic impact. With inflation running high and concerns of pending recession, we have estimated minimal revenue growth for FY23-24 (0.3% for Bradley-Burns and 0.6% for Measure X).



# Property Tax

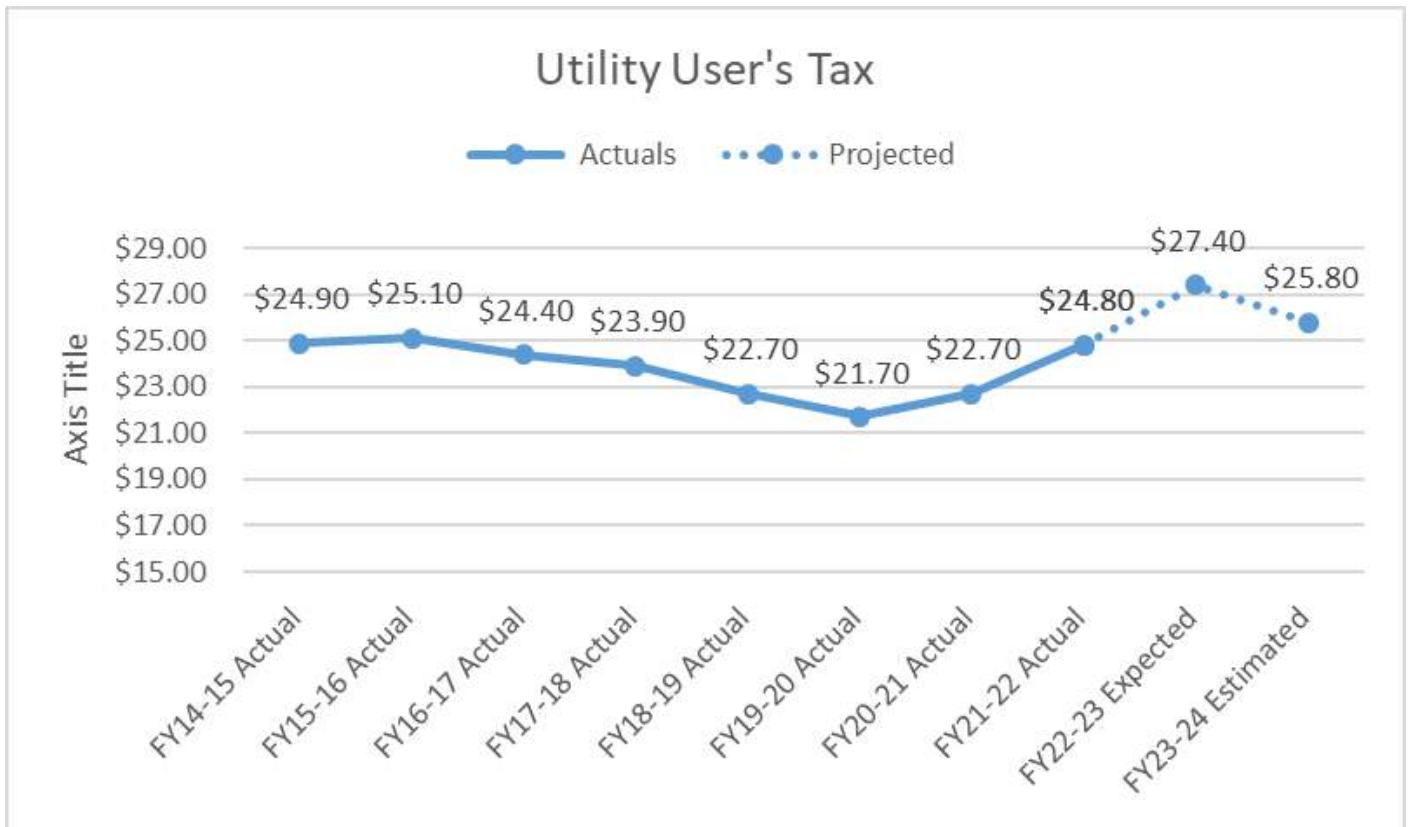
The property tax is an ad valorem tax (a tax levied according to property value) imposed on real property, which includes land and permanently attached improvements, such as buildings and tangible personal property with the state of California. Three county agencies are involved with administering the property tax; the Assessor, the Auditor-Controller and the Tax Collector. The City receives only approximately 19% of the tax paid by property owners.

Increases in property taxes result from property changing ownership, new construction and a maximum annual increase of 2% in property assessments. Using trend analysis in tandem with city consultant projections, the City expects to receive \$88.4 million for FY2023-24, a 4.5% increase over the prior year. This growth is largely attributed to the strength of both residential sales and construction and industrial asset growth. Although sales prices have continued to exceed prior year levels, recent data indicates there is a flattening of sales and/or less growth than experienced in FY2022-23.



# Utility User's Tax

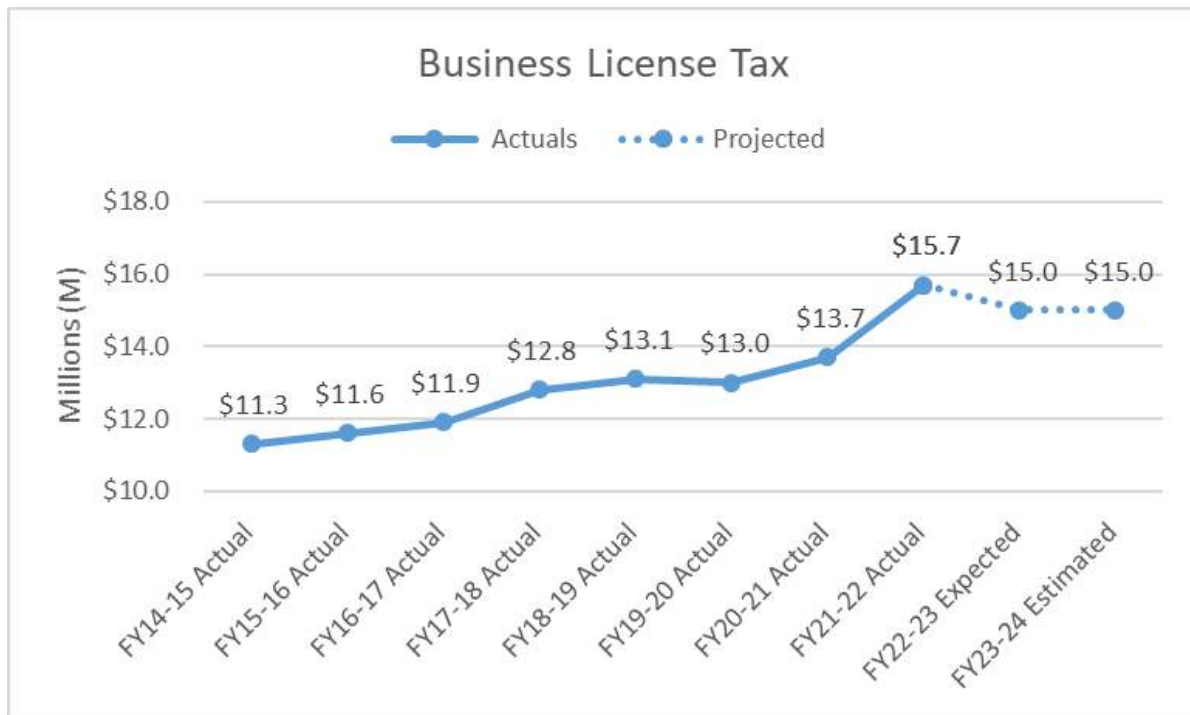
The City's voters approved a Utility Users Tax (UUT) for telephone, electric, gas and water services. The tax rate is 5.5% of utility charges. The City's revenue fluctuates when utility prices or utility usage change. The telephone-related revenue has been decreasing over the years due to competitive bundling and the migration away from land-lines. The City saw recent revenue increases due to the price of natural gas and electricity usage. Natural gas prices have come back down, and we expect the revenue to normalize at a level closer to \$25 million for FY23-24.



# Business License Tax

The City’s voters approved a Business License Tax (BLT). It’s a non-regulatory tax designed to raise General Fund revenue from the business community. In November 2022, the City’s voters approved amendments to make the tax more equitable across all business sizes, streamline some of the tax calculations, and provide a tax holiday in 2023 from past years taxes and penalties to encourage business compliance. The new tax rate structure became effective January 1, 2023.

Some business types pay a percentage of their gross receipts and some business types pay a flat-dollar tax rate. Economic fluctuations will affect the revenue trend, but to a lesser degree due to the variety of business types and calculations. The flat-dollar taxes do increase by an inflation factor each year. In addition, staff periodically pursues proactive enforcement of the tax using information obtained by the State of California, which can boost the City’s revenue. Until we have a better idea of how the new tax structure affects the revenue trend, recent estimates are conservative. A ten-year trend of the revenue follows:



# Hotel Visitor's Tax

The City's voters approved a Hotel Visitors Tax (HVT). The 11% tax is charged to hotel/motel customers for stays of 30 days or less; which means most Santa Ana residents do not pay this tax. The hotel operator collects the tax from the customer and sends it to the City. The tax only represents 2% of General Fund revenue, but it is very susceptible to economic fluctuations. During the COVID pandemic, hotel business decreased significantly, but has since rebounded.



\*The decrease in 2020 caused by the pandemic.



# General Fund Expenditure

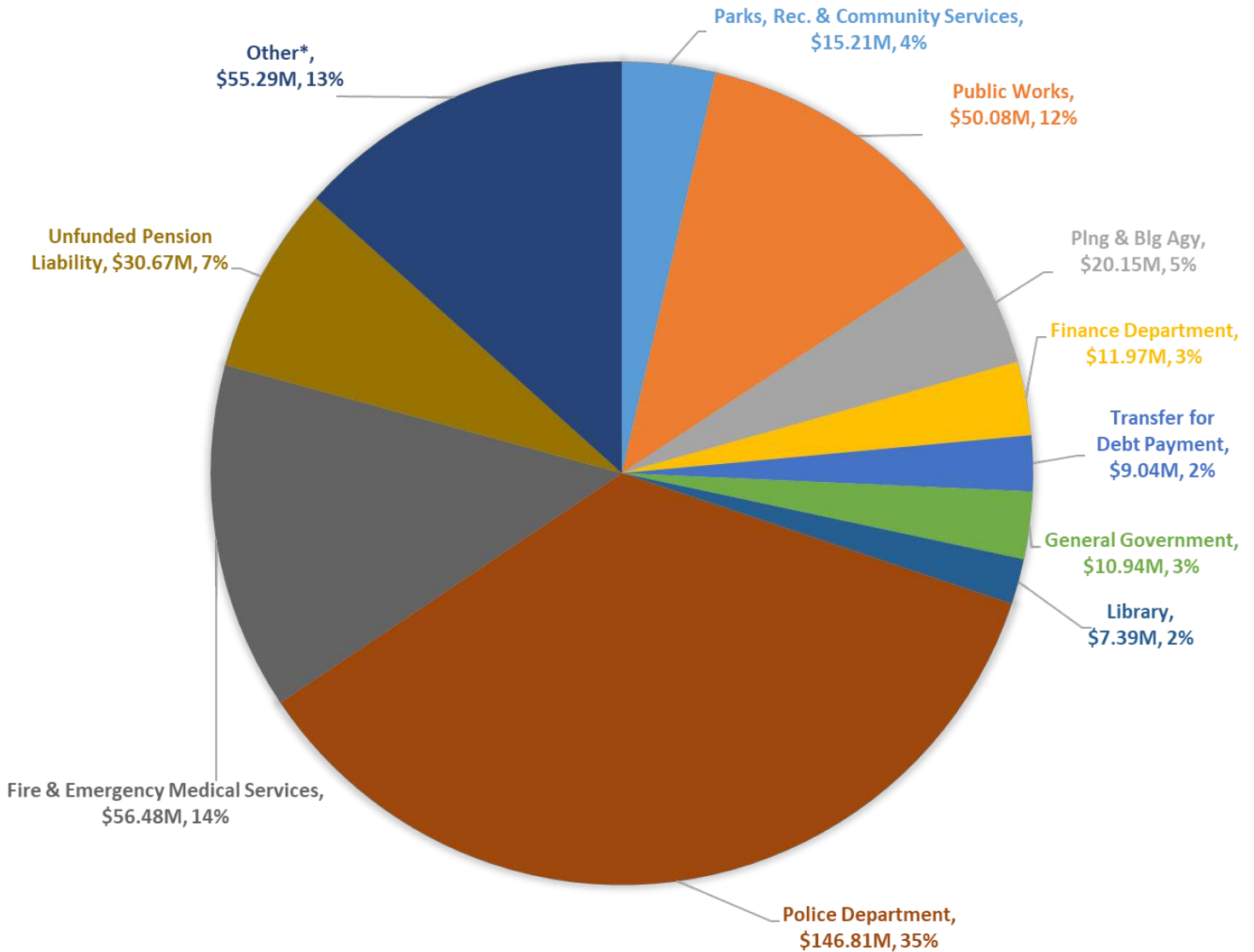
The General Fund supports basic city services such as public safety (Police & Fire/EMS), community services (Library & Parks & Recreation), and providing the necessities (streets, sidewalk maintenance, building safety & land-use policies). General Fund appropriations for FY23-24 total \$414 million, which represents a 2.6% increase over the adopted FY22-23 budget. Below are common community-identified budget priorities, which were recorded during spring 2023 using online citizen engagement tools, a citywide survey, in-person community forums, and City Council direction.

- Public Safety: \$207.8M
  - Expanding, enhancing community & youth intervention programs
  - Police Department
  
- City Infrastructure: \$59.2M
  - Increasing roadway/sidewalk rehabilitation
  - Streetlights
  
- Homelessness Reduction Programs: \$28.7M
  - Outreach efforts
  - Encampment cleanup
  - Coordination with other Orange County cities
  
- Parks: \$38.2M
  - Maintain & Expand the city park system

Additionally, the increase in the General Fund enabled the expansion of staff to improve service to the public. All other general fund increases can be attributed to General Plan implementation, the purchase of needed equipment and software, various contract increases and minor changes across all departments.

Similar to other municipalities throughout the country, Public Safety accounts for 50.2% of General Fund appropriations. Homelessness was identified as a top priority in the community, and the city has budgeted \$28.7 million across several departments to tackle this issue. A summary of department appropriations is included in the General Fund Summary.

# General Fund Expenditure: \$414.0M



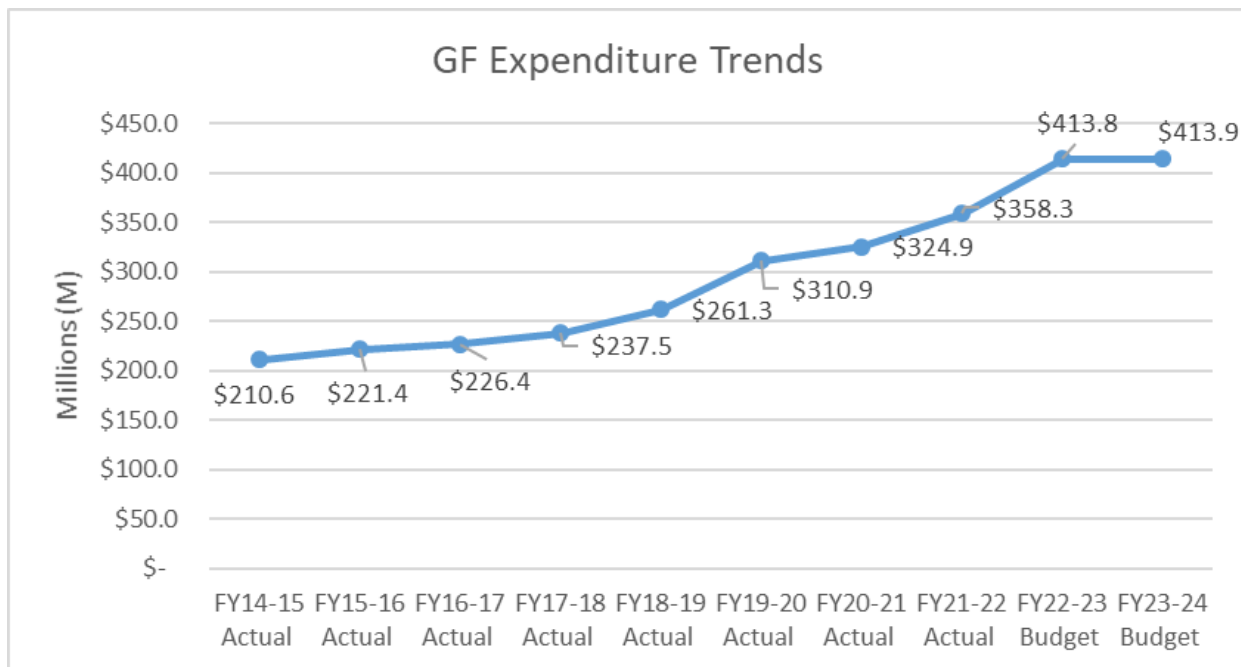
*\*Other includes Cannabis Set-Aside, Museum Contribution, 3rd & Broadway, Subsidies for Internal Services and Enterprise Funds, Employee Compensation Increases, & Project Transfers*



# General Fund Expenditure Trends

The General Fund is the primary operating fund of the City. It accounts for spending from all unrestricted revenue. For example, property tax revenue is not restricted and can be used for services that benefit the general public; such as police, fire and park maintenance. General Fund spending includes directly-charged amounts and transfers to other funds for items such as debt payments, the Cannabis Public Benefit Fund, and general liability costs.

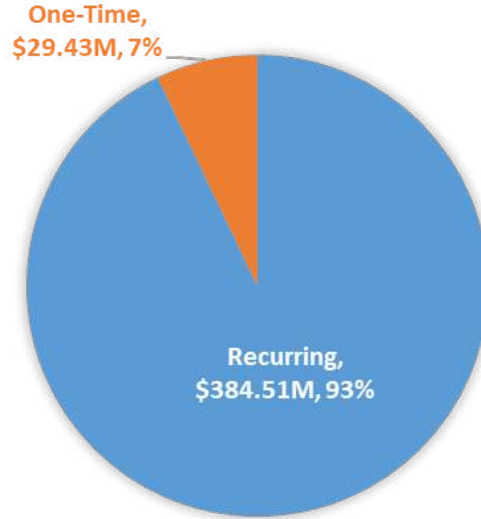
The following is a ten-year summary of General fund spending:



As discussed previously, in FY18-19, the City’s voters approved Measure X to enhance the quality of life by providing more services. Prior to the passage of Measure X, spending increased by an average of 5% annually. Since Measure X was adopted, actual spending has increased by an average of 11% annually, largely due to the expansion of services. We do not expect significant increases of General Fund revenue in FY23-24, which means spending is expected to remain level. Actual FY22-23 results will be available December 2023 when the audited financial statements are issued. It is very normal for the City to spend less than the budget authorization; and FY22-23 is expected to be the same, with actual spending to be something less than the \$413.8 million budget.

Prior to Measure X, there was very little one-time spending in the General Fund budget. Considering the Measure X rate decrease in 2029 and sunset in 2039, the City Manager has been careful to propose as much one-time spending as possible and minimize the growth of recurring costs. One-time spending accounts for \$29.4 million of the FY23-24 budget.

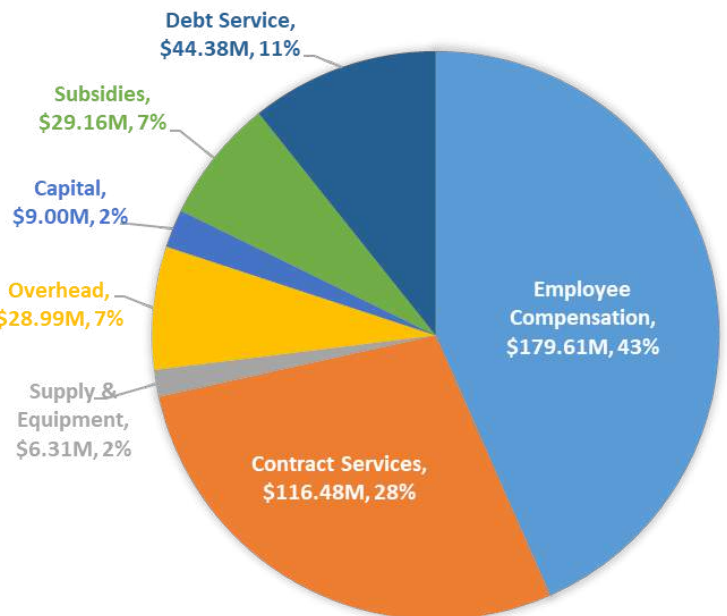
# General Fund Expenditure Trends



Measure X revenue is expected to be \$88.6 million for FY23-24. When the Measure X tax rate decreases by one-third in 2029, we may lose roughly \$30 million of General Fund revenue. By proposing one-time spending, the City Manager is helping to ensure the City will not need to significantly decrease recurring service programs in 2029.

The following is a summary of General Fund spending by type (in millions). Services are provided by employees and contracted entities, accounting for a combined 71% of General Fund spending. Contract services include park and roadway maintenance/safety activities (\$21.1 million or 5% of General Fund spending); as well as fire, emergency medical and ambulance response (\$56.5 million or 14% of General Fund spending). Much of the normal growth of General Fund spending is directly related to labor negotiations and contract increases, such as the maximum annual 4.5% increase for the Orange County Fire Authority contract.

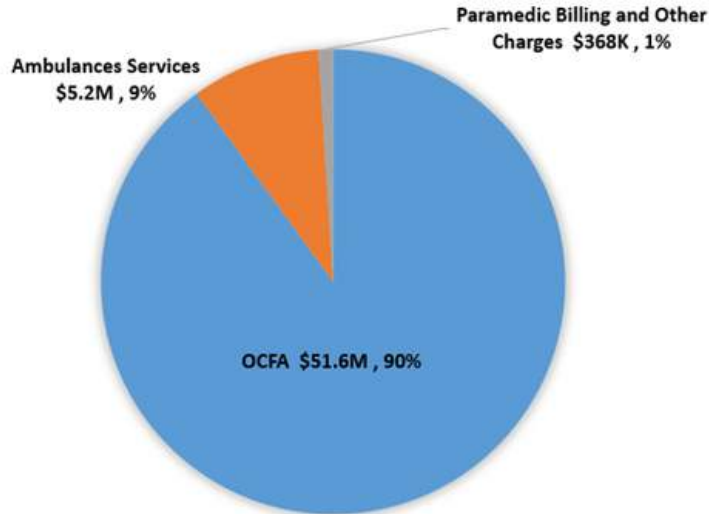
Subsidies include the transfer to the Cannabis Public Benefit Fund, joint Civic Center costs with the county, a \$13 million development project loan, the regional transportation center, the Downtown parking enterprise, and the Bowers museum. Overhead includes allocated costs such as liability insurance, building maintenance, and technology systems.



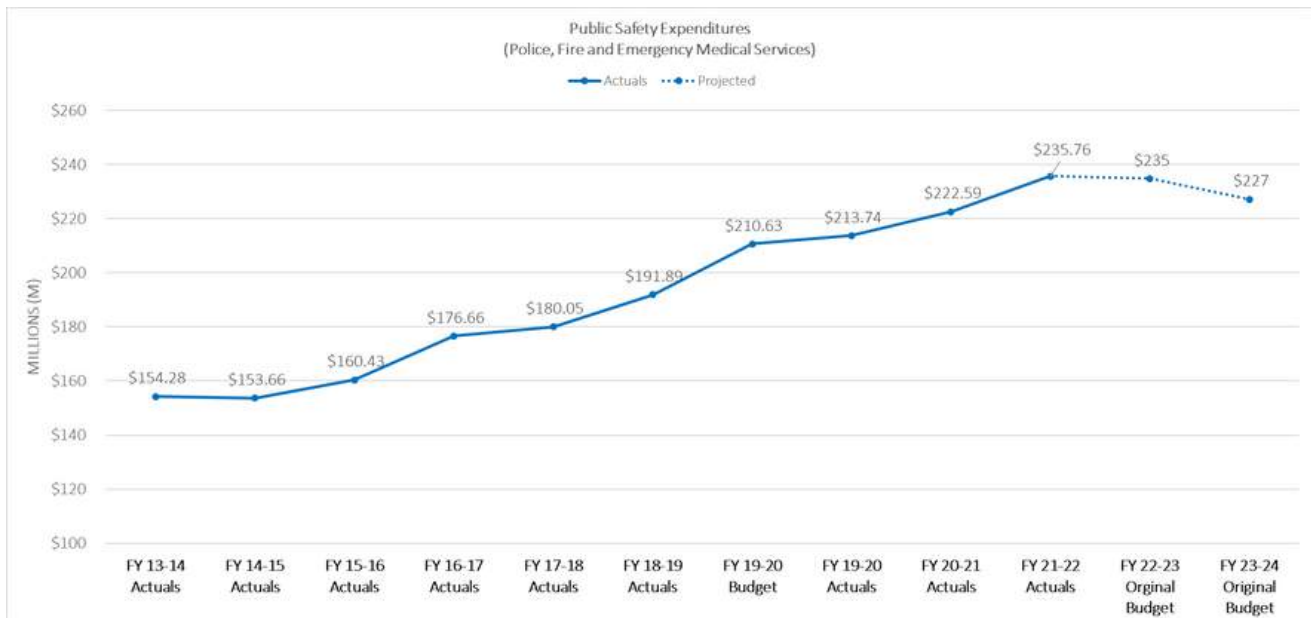
# Public Safety Trends

The mission of the Santa Ana Police Department is to deliver public safety services to the community with the utmost professionalism and integrity. Public safety expenditures are made up of Police Department and the Fire and Emergency Medical Services expenditures. In FY 2012-13, the City outsourced Fire Services to the Orange County Fire Authority (OCFA) to realize cost savings. Fire and Emergency Medical Services comprises 7% of the Citywide budget.

**Breakdown of City's Fire and Emergency Medical Services Budget \$57.2M**



Total Public Safety expenditures in FY 23-24 decreased by 3.3% due to a different budgeting process where continuing grants and restricted funds are now budgeted via the Carry Forward process and not the regular budget development process. In the Carry Forward process, unspent funds from FY22-23 are forwarded to the current budget period of FY23-24. There were several large one-time funding requests in FY22-23, which decreased the FY23-24 base budget by over \$2.6M. When factoring in an estimated \$6M for Carry Forwards and removing the one-time funding requests, the Public Safety budget is relatively flat in comparison to prior fiscal years.



# Labor Cost Trends

Labor costs are estimated to be \$254M in FY2023-24, which is one-third of the entire citywide budget. The increases are attributed to mandatory employee pension contributions, negotiated salary increases, and the addition of staff to deliver quality service to the municipality. The average cost increase over the last 5 years spent on labor is about 4.92%. In actuality, this projected decrease between FY21-22 to FY22-23 is misleading due to the Council approved plan to set- aside the savings derived from the refinancing of pension debt for future increases of pension costs.

Salaries make up the greatest portion of a full-service governmental entity’s budget. Since salaries account for such a large percentage of the total citywide budget, especially the General Fund, it's considered a best practice to under budget for salaries and wages by not assuming an 100% occupancy rate; not all positions will be filled at all times. Assuming that every position will be occupied throughout the fiscal year nearly always results in a budget with too much cushion and may prevent resources from being allocated where there is a greater need. The City currently budgets for vacancies by assuming new positions take an average of 3 months to recruit and hire a newly adopted position. As a result, new positions are budgeted assuming 9 months (in lieu of 12 months) of occupancy in the initial year.



# Employee Pension Costs

The City contracts with the California Public Employee Retirement System (CalPERS) to administer a defined benefit pension plan for the City’s employees. There are two different plans: one for sworn safety personnel and one for everyone else, referred to as miscellaneous.

There are also two different cost components: the normal cost of an additional year of service and a contribution to reduce the unfunded liability. The unfunded liability is a long-term debt on the City’s audited financial statements. An unfunded liability exists when the plans do not meet CalPERS assumptions, and the accrued liability for future pension payments exceeds the cash accumulated in the plan. For example, CalPERS assumes the pension plan cash investments will earn 6.8%. When CalPERS investments earn less than the 6.8% assumption, the unfunded liability increases.

Expected City costs for FY23-24:

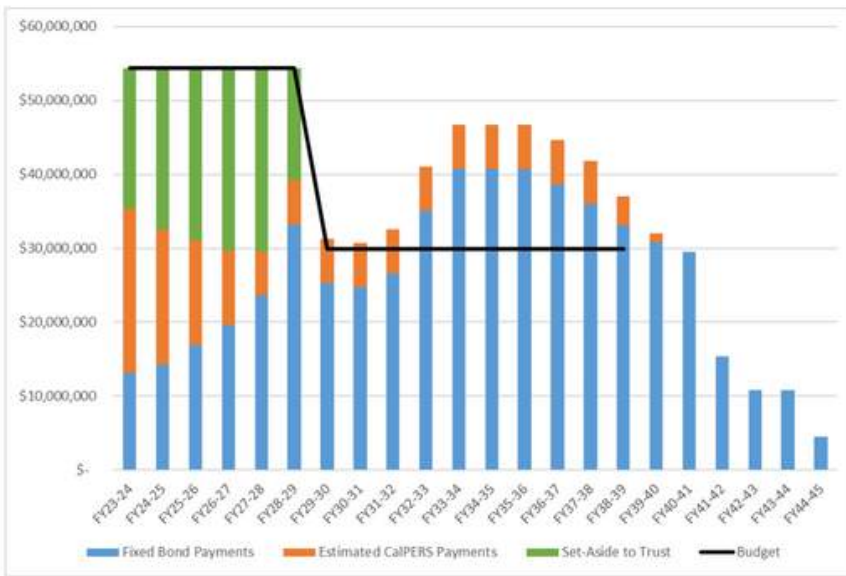
	<b>Safety Plan 100% paid by General Fund</b>	<b>Miscellaneous Plan 67% paid by General Fund</b>
Normal cost contribution - a percentage of employee wages	24.17%	12.55%
Required Payment for the unfunded liability	\$12,780,268	\$9,568,651

In addition to the City’s costs, the employees also contribute a percentage of their wages to help fund the pension plan.

	<b>Safety Plan Paid by Employees</b>	<b>Miscellaneous Plan Paid by Employees</b>
"Classic" employees who became CalPERS members prior to January 1,2013	12.0%	8.00%
"PEPRA" employees who became CalPERS members after January 1, 2013	12.75%	7.75%

# Employee Pension Costs

In 2021, the City issued bonds to refinance a portion of its pension debt. At the time of the refinancing, City Council approved a plan to maintain the existing budget level for pension debt. With the 2021 refinancing, the required payments for pension debt decreased, and the City began setting aside money (the difference between required payments and the \$54 million budget) to cover future cost increases for pension debt. This concept is illustrated below.



Trust Contributions	
Set-aside prior to 2021	\$500,000
Set-asides:	
FY22-23 actual	\$9,506,967
FY23-24 approved	\$18,944,407
FY24-25 planned	\$21,781,908
FY25-26 planned	\$23,299,638
FY26-27 planned	\$24,663,017
FY27-28 planned	\$24,811,679
FY28-29 planned	\$15,175,992
<b>Potential set-aside by 2029</b>	<b>\$138,683,608</b>

\*If we close the potential \$24.4 million General Fund budget gap in 2029 by reducing the budget level for pension debt, we could use the potential \$138.7 million set-aside to pay for the potential \$99.5 million of pension debt costs in excess of the budget level through 2039.

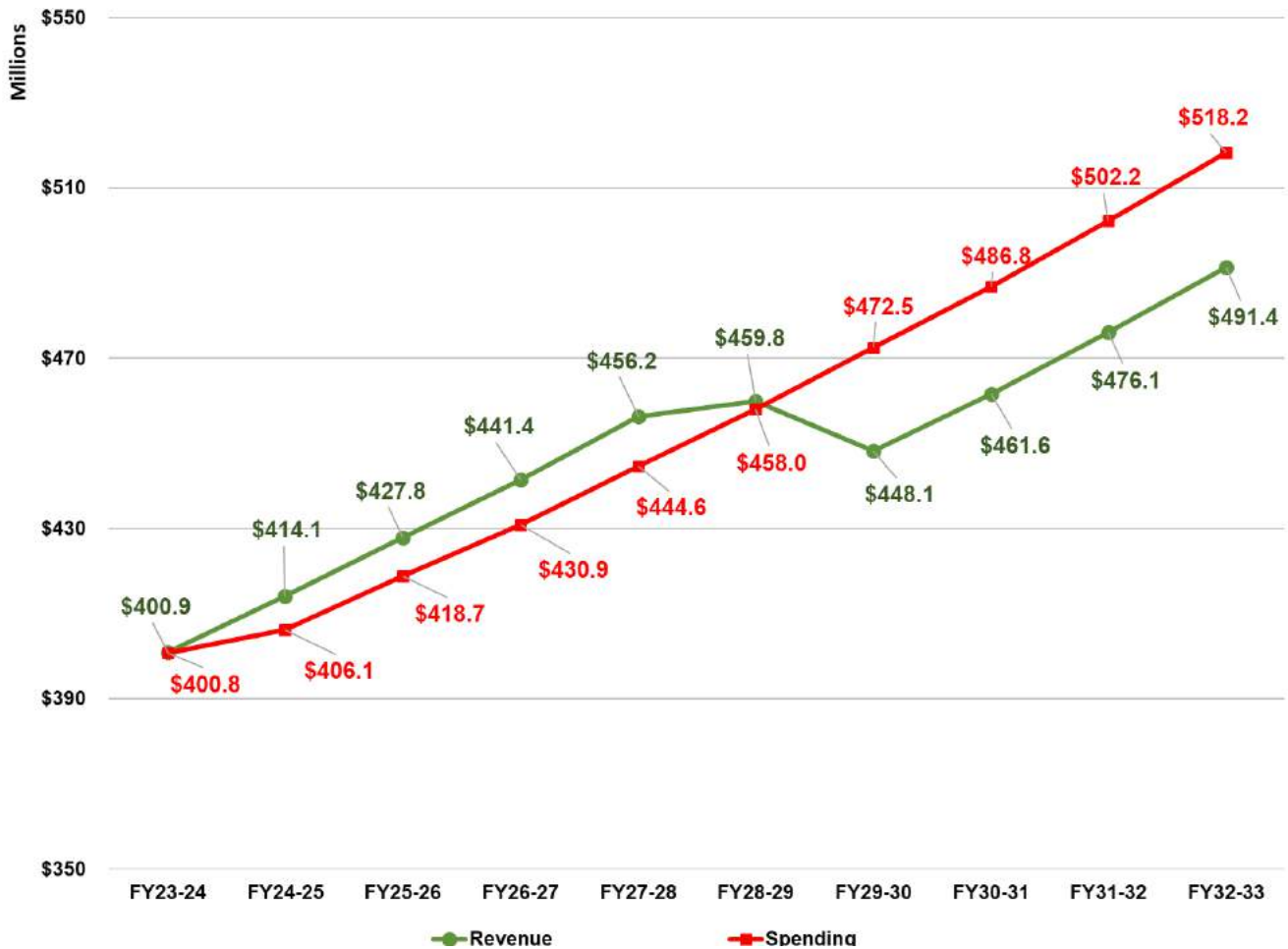
Estimates of future CalPERS payments will change each year due to actual plan results (updates received each July).\*

- Blue bars: Required bond payments for the portion of the unfunded liability that was refinanced in 2021. These payments are fixed, which means they will not increase or decrease.
- Orange bars: CalPERS estimate of future payments for the remaining unfunded liability that was not refinanced in 2021. We expect the orange bars will increase in the future. For FY21-22, instead of having a 6.8% investment return, CalPERS lost 6.1% on its investment portfolio. This is a difference of 12.9% from the CalPERS assumption, which will increase future required payments. In addition, CalPERS estimates that employee wages will grow by 2.8%. The employee bargaining groups just negotiated wage increases of 3.00%, which will increase future required payments. In July 2023, the City will receive the next set of estimates for future required payments.
- Green bars: The amount we are able to set aside to pay for future pension cost increases. Once the Measure X rate decreases in 2029, we expect the City will no longer be able to set aside money.

# Ten-Year Outlook (General Fund)

The General Fund Ten-Year Outlook is created by taking the current budget structure, applying an inflationary adjustment for the following nine years and including the following assumptions:

- Includes recurring spending only
- Annual revenues and expenditures increase by the Consumer Price Index (CPI) as forecasted by the California Department of Finance (3.3% for FY2024-25 and 3.2% thereafter)
- Measure X sales tax rate decrease from 1.5% to 1.0% on April 1, 2029
- Outlook doesn't include the potential revenues due to development or a recession



# Multi-Year Outlook (Non General Fund)

## Highlights

The City has prepared a multi-year outlook for the City's major funds as defined by the Governmental Accounting Standards Board.

- The Debt Service Pension Obligation Fund was a major fund with the June 30, 2022 audited financial statements; however, the fund will no longer be considered major with issuance of the June 30, 2023 financial statements.
- Unless otherwise noted below, future years' estimated revenue and planned operational spending has been increased by CPI, as forecasted by the California Department of Finance.
- The Grants Fund is comprised of multiple funds including HOME, WIA, and CDBG. For purposes of this outlook, we are only including fund CDBG, which is the most significant of that group.
- The City does not expect to receive any further federal ARPA funding and has a plan to fully expend the entire fund balance by December 2026, in compliance with federal law.
- Future years' estimates of Gas Tax fund revenue is based on projections from the League of California Cities Fiscal Policy Advisor, Michael Coleman. Planned operating expenditures in future years has been reduced to fit within the expected revenue to avoid over-spending the fund. During the FY24-25 budget process, staff will make recommendations for these potential reductions, which may take the form of a reduced level of maintenance or General Fund assistance. Future years debt service has been taken from the 2019 Gas Tax Bonds debt service schedule, and future years capital spending has been limited to the estimate of RMRA revenue.
- The City Council adopted a Budget and Reserve Policy that sets a target reserve balance for operating funds such as the Gas Tax fund. That target reserve is not a requirement, and is identified as 20% of annual operating expenditures. The outlook for the Gas Tax fund suggests that we will not meet the ideal target reserve. It is possible the City can meet the target reserve goal in the future by allowing the fund balance to grow when actual expenditures are less than budgeted.
- Estimates for future years' activity for the Water and Sewer funds were taken from the most recent fee studies. The City may consider updating rates to allow for enough resources for operating and planned capital expenses.



# Multi-Year Outlook

## (Non General Fund)

<i>Estimated Ending Fund Balance- Major Funds (Non-General Funds)</i>			
<b>Fund</b>	<b>FY23-24</b>	<b>FY24-25</b>	<b>FY25-26</b>
<b>Grants</b>			
Estimated Beginning Fund Balance	25,622	221,472	221,472
Estimated Revenue	5,568,240	5,330,000	5,300,000
Planned Expenditures	(5,372,390)	(5,360,000)	(5,350,000)
Estimated Ending Fund Balance	221,472	191,472	171,472
<b>Housing Authority</b>			
Estimated Beginning Fund Balance	-	450,000	-
Estimated Revenue	44,855,750	46,335,990	47,818,741
Planned Expenditures	(44,405,750)	(46,785,990)	(47,818,741)
Estimated Ending Fund Balance	450,000	-	-
<b>ARPA</b>			
Estimated Beginning Fund Balance	99,531,856	89,516,736	53,516,736
Estimated Revenue	-	-	-
Planned Expenditures	(10,015,120)	(36,000,000)	(36,000,000)
Estimated Ending Fund Balance	89,516,736	53,516,736	17,516,736
<b>Gas Tax</b>			
Estimated Beginning Fund Balance	650,773	423,863	423,863
Estimated Revenue	16,507,380	16,714,840	17,165,285
Expenditures- Planned Operations	(5,982,692)	(5,386,841)	(5,465,897)
Planned Debt Service	(3,229,875)	(3,234,625)	(3,225,625)
Planned Capital Expenditures	(7,521,723)	(8,093,374)	(8,473,763)
Estimated Ending Fund Balance	423,863	423,863	423,863
Target Reserve- 20% of Operations	1,196,538	1,077,368	1,093,179
<b>Street Construction</b>			
Estimated Beginning Fund Balance	7,384,119	5,396,399	3,042,172
Estimated Revenue	10,079,480	10,412,103	10,745,290
Planned Expenditures	(12,067,200)	(12,766,330)	(9,407,200)
Estimated Ending Fund Balance	5,396,399	3,042,172	4,380,262
<b>Water</b>			
Estimated Beginning Fund Balance	3,367,464	3,252,874	4,457,068
Estimated Revenue	72,037,820	73,478,576	74,948,148
Planned Operating Expenses	(70,371,610)	(64,611,582)	(65,355,414)
Planned Capital Expenditures	(1,780,800)	(7,662,800)	(1,958,250)
Estimated Ending Fund Balance	3,252,874	4,457,068	12,091,552
<b>Sewer</b>			
Estimated Beginning Fund Balance	7,824,791	6,053,521	1,286,115
Estimated Revenue	9,146,440	9,969,620	10,866,885
Planned Operating Expenses	(8,296,510)	(8,468,246)	(8,644,179)
Planned Capital Expenditures	(2,621,200)	(6,268,780)	(6,456,840)
Estimated Ending Fund Balance	6,053,521	1,286,115	(2,948,019)



**This Page Intentionally  
Left Blank**

AN ORDINANCE OF THE CITY COUNCIL OF THE CITY OF SANTA ANA APPROPRIATING MONIES TO THE SEVERAL OFFICES, AGENCIES, AND DEPARTMENTS OF THE CITY FOR FISCAL YEAR BUDGET PERIOD COMMENCING JULY 1, 2023

THE CITY COUNCIL OF THE CITY OF SANTA ANA DOES ORDAIN AS FOLLOWS:

Section 1. The City Council of the City of Santa Ana hereby finds, determines, and declares as follows:

- A. The City Manager has prepared and submitted to the City Council, pursuant to Section 605 of the City Charter, a proposed budget for expenditures for the fiscal year commencing July 1, 2023.
- B. In accordance with Section 606 of the City Charter, a public hearing has been held upon the proposed budget of expenditures after notice of such public hearing had been published in the manner prescribed in Section 606 of the City Charter.
- C. The proposed budget of expenditures duly submitted and considered as herein stated, together with any supplemental revisions and amendments thereto, was approved, adopted, and fixed by the City Council as the budget of the City for fiscal year 2023-2024, commencing July 1, 2023, in the amounts and for the funds, purposes, functions, department activities, and programs as therein set forth, including the Seven-Year Capital Improvement Program update per Orange County Transportation Authority Measure M2 eligibility requirement. The adopted budget, including any supplemental revisions and amendments, together with a copy of the appropriation ordinance, shall be placed in the official files of the City Clerk.

Section 2. There are hereby appropriated to the several offices, agencies, and departments of the City, being the respective object and purposes specified in that certain document entitled "Fiscal Year 2023-2024 City Budget", a copy of which is on file in the Office of the City Clerk, out of the various funds of the City for fiscal year 2023-2024, the several amounts stated as proposed expenditures from such funds, respectively, in those columns of the Budget that are headed "FY 23-24". Each aggregate of expenditures so specified in the Budget for the fiscal year for each program shall be deemed to be an appropriation for a single object and purpose within the meaning of Section 609 of the City Charter, except that as to any office, department, or agency of the City for which more than one program is designated in Fiscal Year 2023-2024 City Budget, the aggregate expenditure authorized for all programs in Fiscal Year 2023-2024 City Budget

of each such office, department, or agency shall be deemed to be an appropriation for a single object and purpose within the meaning of Section 609 of the City Charter.

**Section 3.** The appropriations hereby made shall constitute the maximum expenditures authorized for the several offices, agencies, and departments opposite which the amounts of such appropriations are shown in the Budget, and as set forth in Exhibits 1A and 1B attached hereto and incorporated herein by reference.

**Section 4.** No warrant shall be issued or indebtedness incurred for any purpose that exceeds the unexpended balance of the appropriations established by this ordinance, unless such appropriation shall have been amended or supplemented by the City Council in the manner set forth in Section 609 of the City Charter. The City Manager is hereby authorized to make revisions between the items included within any such appropriation if, in his/her opinion, such revisions are necessary and proper.

**Section 5.** In accordance with Governmental Accounting Standards Board Statement 54, the City Manager or his/her designee is hereby authorized, as of the date of this ordinance, to allocate assigned governmental funds' balances to specific programs and activities as deemed necessary and proper.

**Section 6.** The Executive Director of Finance and Management Services is hereby authorized to transfer monies in accordance with the Inter-fund Transfers listed in the Budget, in such amounts and at such times during the fiscal year as he/she may determine necessary to the competent operation and control of City business, except that no such transfer shall be made in contravention of State law or City ordinance or exceed in total the amount stated herein or as amended by the City Council.

**Section 7.** One certified copy of this appropriation ordinance together with a certified copy of each amendment thereto shall be transmitted by the City Clerk to the Executive Director of Finance and Management Services.

**Section 8.** The City Council of the City of Santa Ana hereby adopts the updated Seven-Year Capital Improvement Program, as set forth in the 2023-2024 City Budget.


**Section 9.** Upon and from the effective date of this ordinance, expenditures of monies appropriated hereby are authorized beginning July 1, 2023.

**Section 10.** The City Clerk shall cause the title of this ordinance to be published as required by law.


**Section 11.** All presently applicable documentation pertaining to the number, titles, qualifications, powers, duties, or compensation of officers or employees of the City, which has been previously approved by resolution or order of the City Council and which is currently on file with the Executive Director of Human Resources, is incorporated herein and is hereby approved. The City Manager is authorized to create, alter, or abolish any position of employment, or the number, title, qualifications, powers, duties, or

compensation thereof, when such action is appropriate to promote the efficiency of the City administrative organization; provided, however, that no such action shall be effective unless and until approved by resolution or order of the City Council.

ADOPTED this 20<sup>th</sup> day of June, 2023.

  
Valerie Amezcua  
Mayor

APPROVED AS TO FORM:  
Sonia R. Carvalho, City Attorney


By:   
Laura A. Rossini  
Chief Assistant City Attorney

AYES:	Councilmembers	<u>Amezcua, Bacerra, Hernandez, Lopez, Penaloza, Phan, Vazquez (7)</u>
NOES:	Councilmembers	<u>None (0)</u>
ABSTAIN:	Councilmembers	<u>None (0)</u>
NOT PRESENT:	Councilmembers	<u>None (0)</u>

CERTIFICATE OF ATTESTATION AND ORIGINALITY

I, JENNIFER L. HALL, City Clerk, do hereby attest to and certify that the attached Ordinance No. NS-3043 to be the original ordinance adopted by the City Council of the City of Santa Ana on June 20, 2023 and that said ordinance was published in accordance with the Charter of the City of Santa Ana.

Date: 6/27/2023

  
Jennifer L. Hall  
City Clerk  
City of Santa Ana

**FY2023-24 Proposed**

<b><u>Department</u></b>	<b><u>Budget</u></b>	
Bower's Museum	1,674,210	
City Attorney's Office	4,365,880	
City Clerk's Office	2,411,150	
City Manager	3,144,680	
Community Development Agency	6,186,710	
Finance	11,973,870	
Fire	56,483,060	
Human Resources	4,283,540	
Legislative	1,021,070	
Library	7,392,510	
General Non-Departmental	21,182,270	
Parks & Recreation	15,206,990	
Planning & Building	20,146,220	
Police	146,805,550	
Public Works	<del>49,991,370</del>	50,075,950
Transfers for Debt Payment	9,040,840	
Transfers for Projects	21,962,710	
Unfunded Pension Liability Payment	30,665,470	
<b>Total General Fund</b>	<b><u>413,938,100</u></b>	<b><u>414,022,680</u></b>

**FY2023-24 Proposed**

<b>Fund</b>	<b>Department</b>	<b>Budget</b>
Fund 012- Cannabis Public Benefit	City Attorney's Office	553,080
Fund 012- Cannabis Public Benefit	Finance	362,990
Fund 012- Cannabis Public Benefit	Library	975,000
Fund 012- Cannabis Public Benefit	Parks & Recreation	3,207,410
Fund 012- Cannabis Public Benefit	Police	3,520,900
Fund 012- Cannabis Public Benefit	Planning & Building	1,190,520
Fund 016- CASp Certification	Planning & Building	85,000
Fund 021- CATV Capital Support (PEG)	City Manager	252,830
Fund 022- Library Fee & Donation	Library	27,700
Fund 022- PRCSA Fee & Donation	Parks & Recreation	44,000
Fund 051- Capital Outlay	Non-Departmental	292,000
Fund 051- Capital Outlay	Parks & Recreation	630,000
Fund 053- City Services	Planning & Building	3,268,900
Fund 053- City Services	Police	251,510
Fund 100- 457 Admin Plan	Finance	93,000
Fund 110- SMIP	Planning & Building	16,000
Fund 111- Opioid Remediation	Police	601,000
Fund 120-Fire Facilities Fund	Fire	811,900
Fund 121-Special Repair/Demolition	Planning & Building	100,000
<b>Total General Fund Set-Aside Funds</b>		<b>16,283,740</b>

**FY2023-24 Proposed**

<b>Fund</b>	<b>Department</b>	<b>Budget</b>
Fund 031- Air Quality Improvement	Human Resources	150,350
Fund 031- Air Quality Improvement	Planning & Building	335,650
Fund 031- Air Quality Improvement	Public Works	385,000
Fund 122- Emergency & Health Grants	Community Development	11,326,680
Fund 123- Workforce Investment Act	Community Development	2,648,020
Fund 124- Urban Areas Security Initiative Grant	Community Development	838,970
Fund 125- OES UASI	Police	460,540
Fund 128- Law Enforcement Grant	Police	808,000
Fund 130- HOME Program	Community Development	1,605,670
Fund 135- Community Development Block Grant	Community Development	5,372,390
Fund 136- Housing Authority- Voucher HAP	Community Development	44,405,750
Fund 137- Housing Authority- Mainstream	Community Development	2,938,540
Fund 138 Housing Authority-MS	Community Development	2,857,810
Fund 139- Housing Authority- New Construction	Community Development	545,250
Fund 140- Housing Authority- Voucher ADM	Community Development	4,767,570
Fund 144- Prison to Employment Program	Community Development	927,350
Fund 158- PLHA	Community Development	4,994,060
Fund 158- SB2 Planning	Planning & Building	842,550
Fund 165- Office of Traffic Safety Grant	Police	139,300
Fund 169- Recreation Grant Fund	Parks & Recreation	808,480
Fund 179- EHV HAP	Community Development	1,130,290
Fund 180- EHV Admin Fees	Community Development	140,060
Fund 181- American Rescue Plan Act (ARPA)	City Manager	104,480
Fund 181- American Rescue Plan Act (ARPA)	Human Resources	129,880
Fund 181- American Rescue Plan Act (ARPA)	Finance	317,800
Fund 181- American Rescue Plan Act (ARPA)	Police	102,520
Fund 181- American Rescue Plan Act (ARPA)	Planning & Building	532,060
Fund 181- American Rescue Plan Act (ARPA)	Public Works	3,365,790
Fund 181- American Rescue Plan Act (ARPA)	Community Development	5,462,590
Fund 182- Home ARP Program	Community Development	2,894,800
Fund 183- ARPA-CA for all Youth	Community Development	193,340
<b>Total Grant Funds</b>		<b>101,531,540</b>

<u>Fund</u>	<u>Department</u>	<u>FY2023-24 Proposed Budget</u>
Fund 020- Traffic Offender Program	Police	14,200
Fund 023- Inmate Welfare Fund	Police	1,284,700
Fund 024- Police Activities & Programs	Police	802,120
Fund 026- Criminal Activities	Police	-
Fund 029- Special Gas Tax	Public Works	16,734,290
Fund 074- Civic Center Authority	Police	1,680,900
Fund 074- Civic Center Authority	Public Works	2,553,060
Fund 133- Housing Authority Issuer Fee	Community Development	161,960
Fund 166- US DOJ Asset Forfeiture	Police	500,000
Fund 167- US Treasury Asset Forfeiture	Police	155,000
Fund 177- Emergency Rental Assistance Program	Community Development	-
Fund 178- COVID Response	City Manager	143,840
Fund 185- Rent Stabilization	Community Development	2,823,640
Fund 417- Inclusionary Housing	Community Development	1,584,530
Fund 607- Santa Ana Financing Authority	Community Development	2,035,120
Fund 655- 2018 A&B Tax Allocation Refunding Bonds	Community Development	11,541,790
Fund 670- Santa Ana Redevelopment Agency	Community Development	125,000
Fund 671- Santa Ana Redevelopment Agency Obligation Ret	Community Development	12,078,270
	<b>Total Other Restricted Funds</b>	<b>54,218,420</b>

<u>Fund</u>	<u>Department</u>	<u>FY2023-24 Proposed Budget</u>
Fund 032- Measure M	Public Works	17,704,170
Fund 034- New Transportation System Improvement Area E	Public Works	204,830
Fund 035- New Transportation System Improvement Area F	Public Works	140,000
Fund 049-New Transportation System Improvement Area G	Public Works	99,010
Fund 054- Sewer Capital Recovery	Public Works	2,027,980
Fund 055- Sewer Connection Fee	Public Works	-
Fund 058- Residential Street Improvement	Public Works	148,870
Fund 059- Select Street Construction	Public Works	12,067,200
Fund 148- Traffic Safety Management Program	Public Works	85,000
Fund 400- Police Building Debt Service Fund	Police	4,623,910
Fund 404- Santa Ana Lease Financing Debt Service	Police	5,150,750
	<b>Total Capital Funds</b>	<b>42,251,720</b>

<u>Fund</u>	<u>Department</u>	<u>FY2023-24 Proposed Budget</u>
Fund 027- Parking Operations	Community Development	4,914,080
Fund 056- Sanitary Sewer Fund	Public Works	10,917,710
Fund 057- Federal Clean Water Protection	Public Works	4,664,990
Fund 060- Water Enterprise	Public Works	72,152,410
Fund 067- Santa Ana Regional Transportation Center	Public Works	1,790,130
Fund 068- Sanitation Fund	Public Works	7,571,630
Fund 069- Refuse Collection	Public Works	22,067,020
	<b>Total Enterprise Funds</b>	<b>124,077,970</b>

<u>Fund</u>	<u>Department</u>	<u>FY2023-24 Proposed Budget</u>
Fund 406- Pension Obligation Funds	Debt Service	11,762,140
	<b>Total Debt Service Funds</b>	<b>11,762,140</b>

	<u>June 6, 2023 1st Reading</u>	<u>June 20, 2023 2nd Reading</u>
<b>TOTAL- ALL FUNDS (Excluding Gen Fund)</b>	<b>350,125,530</b>	<b>350,125,530</b>
<b>Total General Fund</b>	<b>413,938,100</b>	<b>414,022,680</b>
<b>GRAND TOTAL ALL FUNDS</b>	<b>764,063,630</b>	<b>764,148,210</b>





**This Page Intentionally  
Left Blank**

RESOLUTION NO. 2023-033

A RESOLUTION OF THE CITY COUNCIL OF THE CITY OF SANTA ANA ESTABLISHING THE APPROPRIATION LIMIT OF THE CITY OF SANTA ANA FOR FISCAL YEAR 2023-2024

BE IT RESOLVED BY THE CITY COUNCIL OF THE CITY OF SANTA ANA AS FOLLOWS:

Section 1. The City Council of the City of Santa Ana hereby finds, determines and declares as follows:

- A. Article XIII B of the Constitution of the State of California, adopted by the voters of the State of California in 1979, imposes upon State and local government the obligation to limit each fiscal year's appropriations to those established in fiscal year 1978-79 as adjusted for by inflation and population, together with other specified changes required or permitted.
- B. In June of 1990, the voters of the State of California approved Proposition 111, which amended Article XIII B to establish the limit originally calculated for fiscal year 1986-87 as a new adjustment base, and to change the definition of the cost of living to be either the percentage change in California per capita personal income from the preceding year or the percentage change in the local assessment roll from the preceding year for the jurisdiction due to the addition of local non-residential new construction.
- C. Proposition 111 further modified Article XIII B requirements by making certain capital outlay, debt service, emergency and court ordered expenditures not subject to the limit, and by allowing expenditures in excess of one year's limit to be offset by under expenditures in an immediately following year.
- D. The City of Santa Ana has opted to use as the inflation adjustment factor the percentage change in the California per capita personal income from the preceding year.
- E. The City of Santa Ana has opted to use as the population adjustment factor the County's percentage change in population from the preceding year.
- F. Section 7910 of the Government Code of the State of California requires the governing body of each local jurisdiction each year to, by resolution, establish its appropriations limit and make other necessary determinations for the following fiscal year pursuant to Article XIII B of the California Constitution at a regularly scheduled meeting or noticed special meeting. Fifteen days prior to

the meeting, documentation used in the determination of the appropriations limit and other necessary determinations shall be available to the public.


G. This matter came before the City Council at its regularly scheduled meeting of June 20, 2023.

H. The Executive Director of the Finance and Management Services Agency of the City of Santa Ana has determined the City's appropriation limit for fiscal year 2023-2024 in accordance with said provisions of the Constitution and laws of the State of California, and the documentation used in the determination has been available to the public since not later than June 5, 2023, in the office of the Executive Director of the Finance and Management Services Agency.


Section 2. Based upon the above referenced facts, and all facts specified in the accompanying Request for Council Action and its attachments, and each of them, the appropriation limit of the City of Santa Ana for fiscal year 2023-2024 is hereby found and determined to be \$1,373,855,642.

Section 3. This Resolution shall take effect thirty (30) days after its adoption by the City Council, and the City Clerk shall attest to and certify the vote adopting this Resolution.

ADOPTED this 20<sup>th</sup> day of June, 2023.

  
\_\_\_\_\_  
Valerie Amezcua  
Mayor

APPROVED AS TO FORM:  
Sonia R. Carvalho, City Attorney

By:   
\_\_\_\_\_  
Andrea Garcia-Miller *for*  
Assistant City Attorney

AYES:	Councilmembers	<u>Amezcuca, Bacerra, Hernandez, Lopez, Penaloza, Phan, Vazquez (7)</u>
NOES:	Councilmembers	<u>None (0)</u>
ABSTAIN:	Councilmembers	<u>None (0)</u>
NOT PRESENT:	Councilmembers	<u>None (0)</u>

CERTIFICATE OF ATTESTATION AND ORIGINALITY

I, JENNIFER L. HALL, City Clerk, do hereby attest to and certify the attached Resolution No. 2023-033 to be the original resolution adopted by the City Council of the City of Santa Ana on June 20, 2023.

Date: 6/27/2023

  
 \_\_\_\_\_  
 Jennifer L. Hall  
 City Clerk  
 City of Santa Ana



**This Page Intentionally  
Left Blank**

# Financial Policies

The policies in this section are based on longstanding City policies and practices, and recommendations developed by the National Advisory Council on State and Local Budgeting whose founding members include the International City and County Managers Association (ICMA), Government Finance Officers Association (GFOA) and California Society of Municipal Finance Officers (CSMFO). They are presented in the following order:

1. City Council Adopted Policies
2. Internal Policies
3. Standard Operating Procedures

## **CITY COUNCIL ADOPTED POLICIES**

- Annual Statement of Investment Policy (Adopted June 6, 2023)- Finance staff continually analyzes the City's investment portfolio and act to safeguard assets and maintain liquidity, while earning a reasonable rate of return. Treasury staff conducts an annual review of the City's Policy document to evaluate compliance. This analysis includes review of applicable Federal and State regulations, industry standards and best practices to determine if any enhancements or newly adopted rules and regulations are required to be incorporated within the document. As a result, periodic revisions to the investment policy are recommended to the City Council which adopts the policy annually.
- Unfunded Employee Pension Liability Cost Reduction Policy- With a continuous rise in pension costs, the City explored alternatives to reducing pension liability. Establishing a City Policy was the first step in addressing pension liability which included two strategies: 1) Contribute more than required to reduce the accrual of interest; or 2) Refinance the liability, which is a legal debt of the City, at a lower interest rate. The outcome of this policy led to the City refinancing a portion of its unfunded liability costs in 2022, with estimated long-term savings of \$138 million.
- Debt Management Policy- The City's Debt Management Policy is intended to comply with California Government Code Section 8855(i), which requires municipalities that issue debt to develop and apply debt management policies to ensure that debt is issued and managed prudently. The policy applies to all the Santa Ana Issuers, which include the City of Santa Ana, the Santa Ana Financing Authority, and the Successor Agency to the Santa Ana Redevelopment Agency.
- Budget & Reserve Policy- The Budget and Reserve Policy provides direction on balancing the budget (e.g. General Fund), information to support long range financial decisions, and reserve requirements. The General Fund is the City's discretionary fund and provides for numerous activities such as Parks and Recreation Programs, Library Services and Public Safety. The current minimum reserve is 18% of annual recurring revenue and is projected to be \$72.1 million for FY 23-24 in accordance with this policy. Other target reserve levels are established for internal service funds and are also evaluated annually.

# Financial Policies

## **CITY COUNCIL ADOPTED POLICIES (Continued)**

- Legal Level of Budgetary Control- The City Council adopts the budget one fiscal year at a time. Per Section 609 of the City Charter, expenditures are appropriated to offices, agencies, and departments, which are all functional departments. Therefore, the legal level of budgetary control is by functional department and fund. The City Council can amend the budget throughout the year with a two-thirds vote of the Council.



**Overview of Santa Ana**



**City of Santa Ana**  
**Council Policy**

Mayor's Authorization

Subject  
**UNFUNDED EMPLOYEE PENSION LIABILITY COST REDUCTION  
 POLICY**

Council Approval Date:  
 February 2, 2021

The City's contribution to fund employee pensions has increased at a faster rate than most other costs. As of June 30, 2019, pension plan assets account for only 67% of the accrued liability; and the plan administrator projects the City's contribution will continue to increase in the future. This policy addresses strategies to reduce the City's cost of its employee pension liability.

**Background**

The City provides a defined benefit pension plan to its full-time employees. A defined benefit is a promise to pay future benefits, wherein the City makes annual deposits into the plan and carries the risk of plan assets investment performance. If the plan's investment return is less than assumed, the City cost to provide the benefit increases.

The City has contracted with the California Public Employee Retirement System (CalPERS) to manage the employee pension plan. CalPERS collects contributions from the City and its employees, invests the money, and pays monthly benefits to retirees. Ideally, the plan would be 100% funded, which means plan assets are equal to plan liabilities. A plan with a low funded ratio is at risk for paying future promised benefits.

In response to the rising cost of public employee pensions after CalPERS investment losses during the Great Recession of 2009, and to ensure the future solvency of plans under contract with CalPERS, California enacted the Public Employee Pension Reform Act (PEPRA). All public employees hired after PEPRA became effective in January 2013 receive a lesser benefit than those "Classic" employees hired before PEPRA. Santa Ana Employees earn benefits in one of the following four categories.

1. Classic Safety (sworn public safety employees);
2. PEPRA Safety;
3. Classic Miscellaneous (all other non-sworn City employees); or
4. PEPRA Miscellaneous.

The market value of investments in the Santa Ana plan is less than the liability for benefits already earned, and the City has an Unfunded Pension Liability. Each year, the amount of the liability changes based upon actual plan results and CalPERS changes in assumptions. The liability grows when actual plan results do not meet CalPERS assumptions, such as retirees living longer than expected; or when CalPERS changes its assumptions, such as reducing the assumed rate of investment return. Conversely, the liability decreases when actual plan results exceed CalPERS assumptions, such as investments earning more than the assumed rate of return. CalPERS also charges "interest" on the unpaid liability each year, based on the plan's discount rate, equivalent to the assumed rate of return. CalPERS requires the City to make annual contributions to reduce the unfunded liability.

This policy addresses strategies to reduce the cost of the unfunded pension liability.

There are two basic strategies to reduce the City's cost for the unfunded pension liability:

1. Contribute more than required by CalPERS (an Additional Discretionary Payment) to reduce the accrual of interest; or



2. Refinance the liability, which is a legal debt of the City, at a lower interest rate.

Within these two basic strategies, there are a variety of options and associated risks.

#### Application of Additional Discretionary Payments

When the City identifies funding for an Additional Discretionary Payment (ADP), there is a strategy to apply the ADP to the unfunded pension liability.

The unfunded liability is comprised of layers or “bases” related to each year of actual plan results. Each base is either a loss or gain. CalPERS amortizes most of the bases over twenty years to calculate the annual required contribution to reduce the liability. Loss bases at the beginning of an amortization cycle are desirable targets for an ADP to maximize overall savings. Conversely, loss bases at the end of an amortization cycle are desirable targets to maximize short-term savings.

1. *It shall be the City’s policy to use a targeting strategy, and apply any Additional Discretionary Payments to loss bases at the beginning of an amortization cycle to maximize overall savings.*

#### Use Accumulated Fund Balance or One-Time Money

The City has a General Fund to account for unrestricted revenue; and many other “restricted” funds to account for revenue with spending restrictions imposed by law, other governmental agencies, or legally enforceable agreements. The City allocates its unfunded pension liability to each fund based upon the prior year normal cost charged to the fund through payroll.

When the City receives more revenue than expected, or spends less than budgeted, a fund balance accumulates. Much like spending from a savings account, accumulated fund balance is a one-time resource the City can use to pay down a fund’s allocation of the unfunded pension liability. The City has a separate “reserve” policy to establish the minimum fund balance to keep on hand for emergencies and operational cash flow.

2. *It shall be the City’s policy to consider an additional discretionary payment to reduce the unfunded pension liability during each annual budget process, when staff identifies accumulated fund balance in excess of reserve policy requirements.*

#### Negotiate with Employees

Employees are already required to contribute a portion of their pay to the employee pension plan. Even though the City collects the employee contribution from the employee, the City reports the employee contribution to CalPERS as an employer-paid contribution. This increases the employee income used to calculate the City’s contribution and the retiree benefit.

The City may negotiate with its labor groups to require larger contribution from employees, or to stop reporting the employee contribution as employer-paid. Both options would reduce the City’s normal cost contribution, and may be difficult to negotiate without offering something in exchange.

3. *It shall be the City’s policy to propose reductions of the City’s normal cost contribution during labor negotiations, based upon the plan funding ratio and the City’s current and forecasted financial position.*

#### Use Cash Planned for Capital Projects and Issue Tax-Exempt Debt

When the City has cash on hand to fund capital projects, the City may consider using the cash to reduce the unfunded pension liability, and instead issue tax-exempt debt to pay for the project. Tax-exempt debt carries a low interest rate, and this strategy effectively swaps a higher-rate debt for a lower-rate debt.

The City funds most of its capital projects with restricted money. Therefore, the restricted fund’s allocation of the unfunded pension liability, and the cash available for the project, limits the use of this strategy. In addition, frequent debt issues can negatively affect the City’s credit rating.

4. *It shall be the City’s policy to consider paying down the unfunded pension liability when there is at least \$20 million of cash available for capital projects, and it is feasible and economically prudent to issue tax-exempt debt for the projects.*

Irrevocable Section 115 Trust

As an alternative to making an ADP to CalPERS, the City can choose to set aside additional money in a Section 115 Trust. Money placed into the trust is irrevocable, meaning it cannot be withdrawn and used for another expenditure of the City. The City has already established a Section 115 Trust with an initial small deposit.

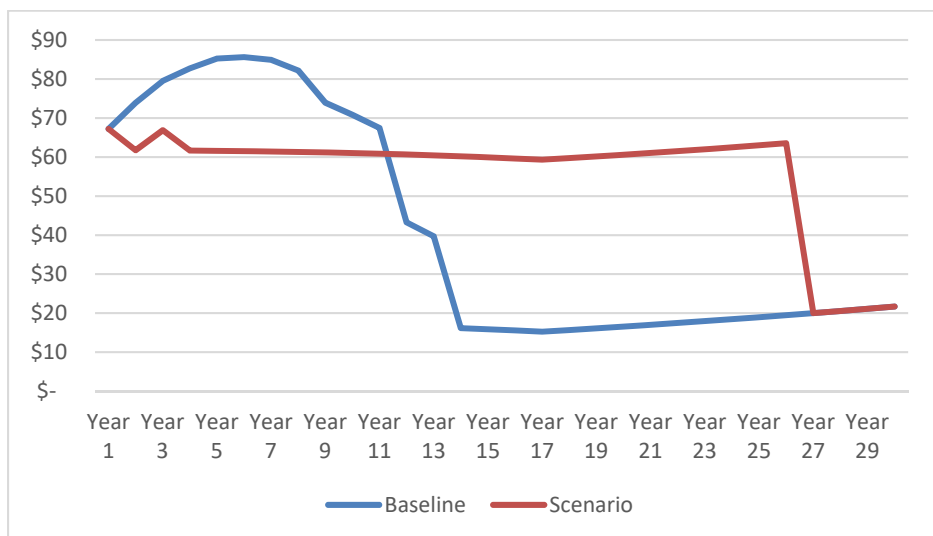
There are two primary benefits associated with a Section 115 Trust. The City has more control over the investment, and the City can use the Trust for rate stabilization. If there are future spikes in pension costs, the City could use money from the Section 115 Trust to help pay some of the required CalPERS contributions. However, in order to utilize the Trust, additional money must be set aside in advance.

5. *It shall be the City’s policy to consider adding money to the Section 115 Trust account during each annual budget process.*

Pension Obligation Bonds

The City may consider issuing Pension Obligation Bonds (POBs) to refinance its unfunded pension liability. In a low interest rate environment, issuing POBs can significantly reduce the City’s cost. However, there is risk associated with the refinancing. If actual pension plan results consistently exceed CalPERS assumptions over a long-term period, the City may pay more overall. The following illustrates this concept.

Scenario: The City refinances its pension obligation at 3.75%; and CalPERS assumes a 7% investment return, yet consistently earns a 9% return over a 30-year period.



*Baseline is the CalPERS projection from the June 30, 2019 Actuarial Valuation Report. Dollar amounts are in millions.*

For the first 11 years in this scenario, the City would save money; but over the entire 30-year period, the City would pay \$444 million more.

The Government Finance Officers' Association (GFOA) issued an advisory against POBs based upon a variety of reasons such as the potential for invested proceeds to earn less than the interest owed on the bonds, structuring the debt over a longer term than the original amortization period, and the potential for the bonds to consume the agency's legal debt capacity. The following policy points can help mitigate these concerns.

6. *It shall be the City's policy to consider issuing POB's only if the following criteria exist.*
  - a) *The City Council must conduct a public meeting to consider the results of an analysis quantifying the risk probability of the City paying more over the life of the bonds.*
  - b) *To maximize potential savings, the bond interest rate must be at least 30% less than the plan's current discount rate.*
  - c) *To ensure the City benefits from the possible scenario of actual plan results exceeding CalPERS assumptions shortly after issuing debt, the bonds must not exceed 90% of the unfunded liability.*
  - d) *The bond structure must not extend the life of the debt.*
  - e) *The City must not use bond proceeds to pay the normal cost of the pension plan.*



**City of Santa Ana**  
**Administrative**  
**Policies and Procedures**

*[Handwritten Signature]*  
 Mayor's Authorization

Subject <b>Debt Management Policy</b>	Date February 6, 2018
--	--------------------------

**PURPOSE**

This Debt Policy (“policy”) sets forth certain debt management objectives and establishes overall parameters for issuing and administering debt for which the City of Santa Ana (“City”), the Santa Ana Financing Authority (“Financing Authority”) and/or the Successor Agency to the Santa Ana Redevelopment Agency (collectively, the “Santa Ana Issuers”) are financially obligated or are responsible for managing. Included in this policy are general provisions related to: 1) debt limits, 2) debt structure, 3) debt issuance and 4) debt management, which are the four major categories addressed within this Policy.

This Policy shall be reviewed annually by the Executive Director of the Finance & Management Services Agency (“Finance”) or his/her designee and updated as needed. Any changes to this Policy are subject to City Council approval.

This Debt Management Policy is intended to comply with California Government Code Section 8855(i), which requires municipalities that issue debt to develop and apply debt management policies to ensure that debt is issued and managed prudently.

**DEBT POLICY OBJECTIVES**

The following are general objectives that this policy intends to accomplish:

- Ensure that all debt issuance is in alignment with the City’s Strategic Plan goals & objectives as well as the City’s Capital Improvement Plan;
- Determine appropriate use of debt financing & the purpose of the debt;
- Establish parameters and specific limits for issuing debt;
- Identify financing options & types of debt that may be issued;
- Ensure cost-effective borrowing by minimizing debt service and issuance costs;
- Ensure compliance with applicable state and federal laws;
- Ensure full and timely repayment of debt service; and
- Maintain full and complete financial disclosure and reporting of debt.

All eight objectives are reflected within the four major categories: 1) debt limits, 2) debt structure, 3) debt issuance and 4) debt management.

**DETERMINATION OF DEBT ISSUANCE**

Prior to any issuance of debt, the requesting department and, when appropriate, the Finance & Management Services Agency (“Finance”), will conduct a comprehensive assessment to ensure the following criteria are met:

- a) All debt must:

- i. Be in alignment with the City's Strategic Plan goals & objectives as well as the City's Capital Improvement Plan;
  - ii. Promote an economic or public benefit;
  - iii. Provide for economic vitality;
  - iv. Lessen the burden of the City during economic uncertainties;
  - v. Not cause undue burden on the City's General Fund;
  - vi. Extend the useful life of existing assets.
- b) Any prospective debt issuance must have an identified revenue source for repayment, which may include the general fund, enterprise funds, special revenue funds and/or community development funds;
- c) A feasibility analysis will also be performed on the fund that has been identified as the source of repayment that includes determining:
- i. Operating Position (Gain/Loss: Operating revenues less Operating Expenditures);
  - ii. Existing Fund Balance (unassigned/unrestricted) capacity for current and future years;
  - iii. Debt Service Coverage; and
  - iv. Future economic outlook (multi-year forecast or pro forma).
- d) Evaluating any other material factors, including but not limited to:
- i. Risk of litigation or potential litigation;
  - ii. Potential negative revenue and expenditure variances; and
  - iii. Compliance to pertinent legislation.

Generally, there will be a recommendation to issue debt when: 1) the aforementioned assessment has been completed, 2) if current operational resources are insufficient to finance the project, and 3) when debt financing is the optimal structure given the City's long-term financial outlook.

When appropriate, Finance will evaluate the long-term impact of all outstanding and planned debt issuance on the City's finances. Such evaluation recognizes that the City has limited capacity for debt service in its budget and that each newly issued financing will obligate the City to a series of payments until the debt is repaid. Subsequent to the evaluation, Finance will provide a recommendation for the City Manager's consideration. The City Manager will make the determination to proceed with the issuance of debt, subject to City Council and, if necessary, voter approval.

### **DEBT LIMITS**

#### ***Types of Financing Options and Use of Debt Proceeds***

Once it has been determined that issuing debt is a viable and beneficial option, the Santa Ana Issuers can issue the following types of debt under this Policy subject to state and federal law, the City's Charter, City's Municipal Code and City Council Policy (as approved by the majority of the City Council), as may be applicable:

- a) general obligation bonds (authorized by the affirmative votes of two-thirds (2/3) of the voters);
- b) lease revenue bonds or notes;
- c) certificates of participation;

- d) land-secured financings, such as special tax revenue bonds and/or limited obligation assessment bonds;
- e) tax increment financings to the extent permitted under state law;
- f) private placement and/or private loan financing
- g) conduit financings, whereby the City secures financing on behalf of a third party
- h) financings for affordable housing (TEFRA) and qualified 501 (c) (3) organizations (access to tax-exempt financing); and
- i) any other or new type of debt that is allowed under state or federal law.

Debt may be publicly issued or privately placed and may be issued on either a long-term basis (“Long-term Debt”) or short-term basis (“Short-term Debt”) consistent with the provisions of this Policy.

**Long-term debt**, defined as a final maturity date greater than five years from the issuance date, may be used to finance the acquisition or improvement of land, facilities, or equipment that cannot be financed from current revenues and is appropriate to spread the costs over more than one fiscal year, and will be reflected in the Adopted Citywide Budget as well as the Seven-Year Capital Improvement Plan (“CIP”), if applicable. Long-term debt may also be used to fund capitalized interest (for no longer than a three-year period), costs of issuance, required reserves, and any other financing-related costs which is legally permitted. Under no circumstance shall long-term debt be allowed to fund annual reoccurring operating costs or routine maintenance expenses.

**Short-term debt**, defined as a final maturity date less than five years from the issuance date, through financing vehicles will be considered as an interim source of funding for the acquisition of equipment, funding for a capital improvement in anticipation of long-term borrowing, or any other purpose in which issuing long-term debt is not a viable option, provided that there is sufficient reason to pursue a short-term debt issuance. Short-term debt may also be issued for capitalized interests and other financing-related costs. The final maturity of the debt issued to finance the project shall be consistent with the useful life of the project, unless it is determined that extraordinary circumstances exist. In addition, short-term debt may be considered if available cash is insufficient to meet short-term operating needs.

#### ***Debt Restrictions***

The Santa Ana Issuers will keep outstanding debt within the limits of applicable federal and state law. Specifically and in accordance with section 602 of the City Charter, the Issuers’ total general obligation bond indebtedness shall not exceed 10 percent of the “total assessed value of real property within the City”. As such, the City will keep outstanding general obligation debt within the specified limits. The Successor Agency, in particular, will issue debt to refund its outstanding debt consistent with applicable law. More specifically, in the event that the City issues:

- a. a general obligation bond: the debt service payments, in the aggregate, shall not exceed 10% of General Fund revenues;
- b. a lease revenue bond or certificates of participation: the debt service payments shall be limited by a debt service coverage ratio (e.g., annual net pledged revenue to annual debt service) of at least a 2.00, preferably higher; as well as additional bond provisions contained in the bond covenants; and
- c. a conduit debt: subject to approval based on the borrower’s creditworthiness, purpose of the borrowing issue, and subject to a comprehensive review conducted by the City.

Furthermore, it is generally recommended that any costs of issuance associated with the debt shall not exceed 5% of the principal amount of the debt, unless it can be determined that the public benefit outweighs the cost.

### **DEBT STRUCTURE**

All capital projects financed through the issuance of debt will be financed for a period not to exceed the useful life of the project. Debt will be structured for a period consistent with a fair allocation of costs to current and future beneficiaries of the financed capital project and, consideration will be given, so that the maturity of the debt issue is consistent with the useful life of the capital project to be financed. Ultimately, however, market conditions at the time of sale will inform the City on its decision regarding debt service structure.

Certain types of financings such as certificates of participation and other lease-secured financings may require the use of capitalized interest from the issuance date until the City has beneficial use and occupancy of the financed project. Interest rate shall not be funded (capitalized) beyond a three-year period, or a shorter period if further restricted by the governing bond documents. The City may require that capitalized interest on the initial series of the bonds be funded from the proceeds of the bonds.

### ***Fixed and Variable Interest Rate***

The Santa Ana Issuers can make a determination to utilize either a variable or fixed interest rate debt based on the market conditions. In general, in order to maintain a predictable debt service burden, the City shall give preference to debt that carries a fixed interest rate. However, the City may consider variable rate debt in certain instances, such as:

- a) during a high interest rate environment;
- b) if the source for repayment fluctuates, and is anticipated to move in the same direction as market-generated variable interest rates, or the dedication of revenues allows capacity for variability; and
- c) if financing structure and budgetary safeguards are in place to prevent adverse impacts from interest rate shifts

Moreover and in accordance with rating agency guidelines, the percentage of variable rate debt outstanding shall not exceed 20% of the City's total outstanding debt.

### **DEBT ISSUANCE**

#### ***Service Providers***

During the course of a debt issuance, the City must select several professional services providers. The Santa Ana Issuers will utilize the services of independent financial/municipal advisors, underwriters, and pertinent legal counsel on all debt financings as well as other parties depending on the type of financing. Additionally, the City will require that all providers have the highest ethical standards as it relates to their performance with no existing material or egregious legal grievances against them or pending investigations for the same. The City will require full disclosure of any history of grievances or legal proceedings against providers

The Santa Ana Issuers will strive to select service providers as necessary through a competitive bidding process. However, when appropriate, a sole-source selection may be allowed (i.e., timing of issuance, product & financing packaging). The overall goal is to achieve an appropriate balance between service and cost.

### ***Methods of Sale***

The Director of Finance shall also be responsible for determining the appropriate manner in which to offer any debt to investors, these include: competitive bid, negotiated sale and/or private placement, which will be considered on a case-by-case basis. The preference will be given to competitive sale method. In a competitive sale, the securities shall be awarded to the bidder providing the lowest interest cost as long as the bid adheres to the requirements set forth in the governing bond documents. In a negotiated sale, the City shall assess the following circumstances:

- a) size of the issue which may limit the number of potential bidders
- b) if market volatility is such that flexibility in timing the sale in changing interest rate environments is most beneficial for the City

### ***Debt Refunding***

The Finance Department shall also have the responsibility to analyze outstanding bond issues for refunding opportunities that may be presented by underwriting and/or financial/municipal advisory firms.

In general, the City hereby establishes a net present value threshold of a minimum of three percent (3%) of the refunded bond principal amount. The net present value savings shall be net of all costs related to refinancing. Refunding debt that produce a net present value savings of less than three percent (3%) will be considered on a case-by-case basis. Refunding debt with negative savings will not be considered unless there is a compelling public policy objective that is accomplished by retiring the debt. In conjunction with the required net present value threshold, any savings from a refunding debt shall be significantly greater than the cost of issuance.

### **DEBT MANAGEMENT**

The Finance Department, in collaboration with the requesting department, will be responsible for managing and coordinating all activities related to the issuance and administration of debt, including, but not limited to:

- a) investment of bond proceeds
  - i. Investments of all bond proceeds or other forms of debt shall be consistent with federal tax requirements, any applicable state law requirements, the governing bond documents, and the City's Investment Policy as modified from time to time.
- b) monitoring compliance with bond covenants;
- c) implementing internal control procedures to ensure the use of bond proceeds will be directed to the intended use;
- d) monitoring use of facilities financed with the issued debt;
- e) continuing disclosure requirements;
- f) monitoring arbitrage compliance; and
- g) ongoing interactions with credit rating agencies




***Continuing Disclosure***

As a critical component to the debt management aspect, on June 21, 2016, the City Council adopted the “Municipal Securities Disclosure Policy & Procedures”, which governs and outlines the initial and annual continuing disclosure process & requirements.

***Records Retention***

The Finance Department and other applicable departments, as may be necessary, will be responsible for maintaining the following documents for the term of debt issuance (including debt issued to refinance existing debt, if any):

- a) a copy of the closing transcript (s) and other relevant documentation delivered to the City at or in connection with closing of the issuance;
- b) a copy of all material documents relating to capital expenditures financed or refinanced by debt proceeds, including but not limited to: draw down requests and evidence as to the amount and date for each draw down, trustee requisitions, payment records, as well as documents relating to costs paid or reimbursed with the said proceeds
- c) a copy of all contracts involving the use of debt-financed or refinanced assets
- d) a copy of all records of investments, investment agreements, arbitrage reports, and underlying documents, including trustee statements and copies of all bidding documents, if any.

 <p style="text-align: center;"><b>City of Santa Ana</b> Council Policy</p>	
	Mayor's Authorization
Subject <b>BUDGET AND RESERVE POLICY</b>	Council Approval Date: March 16, 2021

This policy supersedes *Budget and Financial Policies* approved by City Council on June 6, 2017.

**PURPOSE**

This *Budget and Reserve Policy* includes directives to balance the budget and provide information to support long-range financial decisions, and Reserve requirements to mitigate risk and support cash flow. Development of this policy included a risk assessment and cash flow analysis, as well as best-practice recommendations from the Government Finance Officers Association (GFOA), a national non-profit organization providing training and interpretation of accounting and financial reporting standards applied to the government sector since 1906. This policy compliments budget requirements contained in the City's Charter and Municipal Code.

**UNRESTRICTED FUND BALANCE**

The City's audited financial statements of assets and liabilities are presented in two formats: the Government-wide Statement of Net Position (full-accrual accounting), and the Fund Financial Balance Sheet (modified accrual accounting focused on available resources and current liabilities). Both presentations include the concept of restricted balance and unrestricted balance. In the Fund Financial Balance Sheet, unrestricted balance is comprised of committed, assigned and unassigned amounts. Committed and assigned amounts are spending constraints self-imposed by the City. This policy refers to the Unrestricted Fund Balance as the Reserve amount.

**NON-RECURRING RESOURCES**

Non-recurring resources include Unrestricted Fund Balance and one-time revenue (e.g. legal settlement, sale of property, etc.). The City Council may elect to fund recurring costs with non-recurring resources in either of the following circumstances:

1. The City Council declares a fiscal emergency or local emergency.
2. The City Council approves the use with a two-thirds vote for documented loss of revenue pursuant to an economic downturn or unusual circumstance.

**GENERAL FUND**

Background

The General Fund is the primary operating fund of the City. It accounts for all general purpose unrestricted revenues including sales tax, property tax, locally levied taxes, fees for service and fines. The General Fund accounts for the operating costs of core city services including public safety, recreation, land-use regulation, public facility maintenance, and governance.

General Fund Budget Directives & Long-Range Planning

To support the ongoing fiscal health of the General Fund, the following directives are established.

- The City Manager shall annually present a balanced budget to the City Council for adoption, defined as proposed spending not exceeding available resources.
- Non-recurring resources should only fund non-recurring or capital costs.

- Revenue estimates will be conservative to avoid a resource shortfall for planned service delivery.
- The City will continue to pursue internal operational efficiencies and strategies, such as technology modernization, to minimize City costs and enhance the accessibility of City services.
- All proposals for new or upgraded capital facilities must include estimated costs to operate, maintain, and replace the facilities.
- To assist the City Council with decision-making, staff shall annually prepare a minimum ten-year projection to identify long-term impacts to the General Fund budget.

#### Reserve Requirement

To mitigate risk and support cash flow, the General Fund will maintain an Operating Reserve of the Unrestricted Fund Balance equivalent to a minimum of 18% of annual recurring revenue. As recurring revenue increases, so shall the Operating Reserve. A documented plan to replenish the Operating Reserve must accompany any City Council authorized use of the Operating Reserve, pursuant to the guidelines for use of non-recurring resources outlined above. A plan for replenishment may include reduction of expenditures, one-time money, favorable budget variances, and/or new revenue sources.

### **INTERNAL SERVICE FUNDS**

#### Background

The City utilizes Internal Service Funds to administer and account for centralized services provided by one City department/division to another City department/division. Examples include building maintenance, general liability insurance, and information technology. The centralized service divisions fund operations and equipment replacement with cost-recovery charges to the receiving department budget.

Internal Service Fund Reserves provide a funding source for capital asset replacement (e.g. fleet vehicles), actuarial determined liabilities (e.g. workers compensation), and an operational cushion for unanticipated or extraordinary costs. This policy establishes general guidelines for target Reserve balances and cost-recovery rate structure to fund current operations and Reserve replenishment.

#### Target Reserve Balances

<b>Internal Service Fund</b>	<b>Target</b>
Central Services (mail, reprographics)	100% of capitalized equipment cost + 20% of annual operating costs
Building Maintenance	100% of annual operating costs due to high risk of aged facilities
Equipment Replacement for Vehicles	100% of the cost of capitalized equipment
Fleet Vehicle Maintenance	20% of annual operating costs
Stores & Property Control (fuel and warehouse inventory)	20% of annual operating costs
Liability & Property Insurance	80% of liability, actuarially determined every two years
Employee Group Insurance	None, as this fund serves an accounting purpose only with zero net fiscal impact.
Workers Compensation	80% of liability, actuarially determined every two years
Information Services	100% of capitalized equipment cost + 20% of annual operating costs
City Yard	20% of annual operating costs
Public Works Engineering & Project Management	None, as this fund serves an accounting purpose only with zero net fiscal impact.
Public Works Administration & Planning	None, as this fund serves an accounting purpose only with zero net fiscal impact.

### Cost Recovery Rate Structure

Each year, the managing department shall estimate the cost of operations and any shortfall for the target Reserve balance. These estimates will serve as the basis for cross-department charges. Proportional use of the service will determine the allocation of estimated costs to departments/divisions. Employee compensation increases are limited to City Council approved agreements with bargaining groups. Any proposed workforce changes must follow the City's normal proposal and approval process. Other proposed cost increases, including Replenishment of Reserves, must be limited to the annual increase in the Consumer Price Index (CPI) at December 31, or otherwise submitted as a supplemental budget request subject to City Manager recommendation and City Council approval. The Budget Office may recommend spreading Reserve replenishment over a reasonable number of years to smooth the budget impact.

### **OTHER FUNDS**

Other funds of the City account for revenues restricted to specific spending purposes. Many of these restrictions do not allow the City to carry a Reserve balance (e.g. federal grant funds). Funds with spending constraints self-imposed by the City (e.g. Cannabis Public Benefit Fund) do not need a Reserve, as the General Fund provides risk mitigation and cash flow. If allowed by external restrictions, the target Reserve balance for other funds shall be 20% of the fund's annual operating costs. Professionally developed rate studies for Enterprise Funds (e.g. Water, Sewer) may recommend a reserve requirement in excess of the 20% target.

# Financial Policies

## **INTERNAL POLICIES**

- Accounting, Auditing & Financial Reporting Policies- The accounting system maintains the City's financial records on a basis consistent with Generally Accepted Accounting Principles (GAAP) applicable to local government. These reports consist of 1) A financial report entitled Revenue Ledger Detail -All Funds updated monthly to show revenue activity by fund; 2) A financial report entitled Expense Ledger Detail All Funds updated monthly to show expenditure activity by fund; The Annual Comprehensive Financial Report is prepared at the end of each fiscal year to account for the City's financial transactions for the year, including details of the actual revenue received and appropriations expended by major types of funds. The report includes the audited financial statements and statistical information; 4) In accordance with state law, an Investment Report is prepared on a monthly basis to account for the amounts, placements, and yields of the City's invested funds with quarterly reports presented to City Council at regular public meetings. In accordance with state law, an independent certified public accounting firm will perform an annual audit of the financial statements of the City and issue an opinion therein.
- Internal Financial Practices Basis of Budgeting- Budgets for all Governmental Funds are prepared on a modified accrual basis. Revenues are recognized as soon as they are both measurable and available. Revenues are considered available when they are collectible within the period or soon enough thereafter to pay liabilities of the current period. For this purpose, the City considers revenues available if they are collected within 60 days of the end of the current fiscal period. Expenditures generally are recorded when a liability is incurred, as under full-accrual accounting. However, debt service expenditures, as well as expenditures related to compensated absences and claims and judgments, are recorded only when payment is due.
- Purchasing Policies- Purchases must be in accordance with all federal, state, and municipal requirements. If there are no specific requirements, purchasing is in the best interest of the City and meet the following criteria: 1) Purchases must be impartial, competitive, and efficient.; 2) Purchases must be from the lowest priced and most responsible vendor. Qualitative factors such as vendor reputation and financial condition will be considered, as well as price, for public works projects and service agreement where the City wants to ensure construction / maintenance / service companies are reliable and financially solvent; 3) It is preferable to purchase from vendors who maintain a place of business within the City.

# Financial Policies

## **INTERNAL POLICIES (Continued)**

- Revenue Policies - Revenue policies must adhere to the following criteria: 1)The City will endeavor to maintain a diversified and stable revenue system to shelter it from short-term fluctuation in any one revenue source; 2) The City will estimate City annual revenues by an objective, conservative and analytical process; 3)The City will strive to establish user charges and fees to recover the cost of providing services to individuals and annually review the full cost of activities supported by user fees to identify the impact of inflation and other cost increases; 4)The City will set fees and user charges for each Enterprise Fund, such as water and refuse, at a level that fully supports the total direct and indirect costs of the activity, as well as capital rehabilitation; 5)The City will calculate the full direct costs of activities supported by user fees and consider such information when establishing new user fees; 6) Non-recurring revenues will be used only to fund non-recurring expenditures; 7) The City will prepare annually a multi-year financial outlook of the General Fund.

## **OPERATING PROCEDURES**

- The annual budget process will be the general method used by the City to develop annual service levels and determine the type of resources needed to fund those service levels.
- The City will seek to avoid budgetary procedures that balance current expenditures at the expense of meeting future years' expenses, such as postponing expenditures, or rolling over short-term debt.
- The budget will include funding for the costs of services and goods for the current fiscal year. If funding for a particular service or good is determined to not be appropriate for a given year, the budget will disclose that and include a discussion of those costs that were not fully funded.
- The City will annually prepare a multi-year financial outlook of the General Fund.
- Budgetary and accounting procedures will conform to Generally Accepted Accounting Principles (GAAP) for government agencies.
- The City of Santa Ana utilizes a modified accrual basis for Accounting & Budgetary financial purposes.
- Provisions will be made for adequate maintenance of capital facilities and equipment and for their orderly replacement, within budgetary limits.
- Since expenditures for capital and infrastructure often have an impact on operating costs, one-time capital costs, ongoing net operating costs, and replacement costs (end of lifecycle) should all be considered in the budget development process.
- The budget will provide for adequate funding of the employee retirement system in accordance with contractual commitments.
- The budget will provide for adequate funding of the employee retirement system in accordance with contractual commitments.
- The City will maintain a budgetary control system to help City Staff adhere to the budget.
- The City will be held accountable for assuring that department expenditures stay within budget appropriations.
- Changes to the budget and service levels during the fiscal year will be minimal. Changes classified as routine will be typically limited to technical adjustments, time sensitive issues and/or opportunities such as any new grants/awards that must be spent within the fiscal year.

# Financial Policies

## OPERATING BUDGET PROCEDURES (Continued)

- The City will submit quarterly reports to the City Council comparing General Fund actual revenues and expenditures to budget amounts.
- All requests for City Council action which have a financial impact on the City and/or its various funds shall be reviewed and approved by the Executive Director of Finance and Management Services before such requests can be included in the City Council agenda.
- Requests for new and/or additional positions will only be considered during the City's annual budget process and may be considered during quarterly budget updates. New positions and/or upgraded positions approved as of part of the budgetary process shall be reviewed to determine the appropriateness of the assigned classification and/or salary structure.
- Where possible, the City will integrate performance measurements, service level and productivity indicators in the City's published budget document.
- The City will provide a financial impact analysis of all policy initiatives, service changes, and new programs or projects.
- The City will aggressively seek state and federal funds that are available for capital projects.
- Enterprise funds will remain self-supporting where ongoing revenue meets operating expenses.





**This Page Intentionally  
Left Blank**



# Position Summary

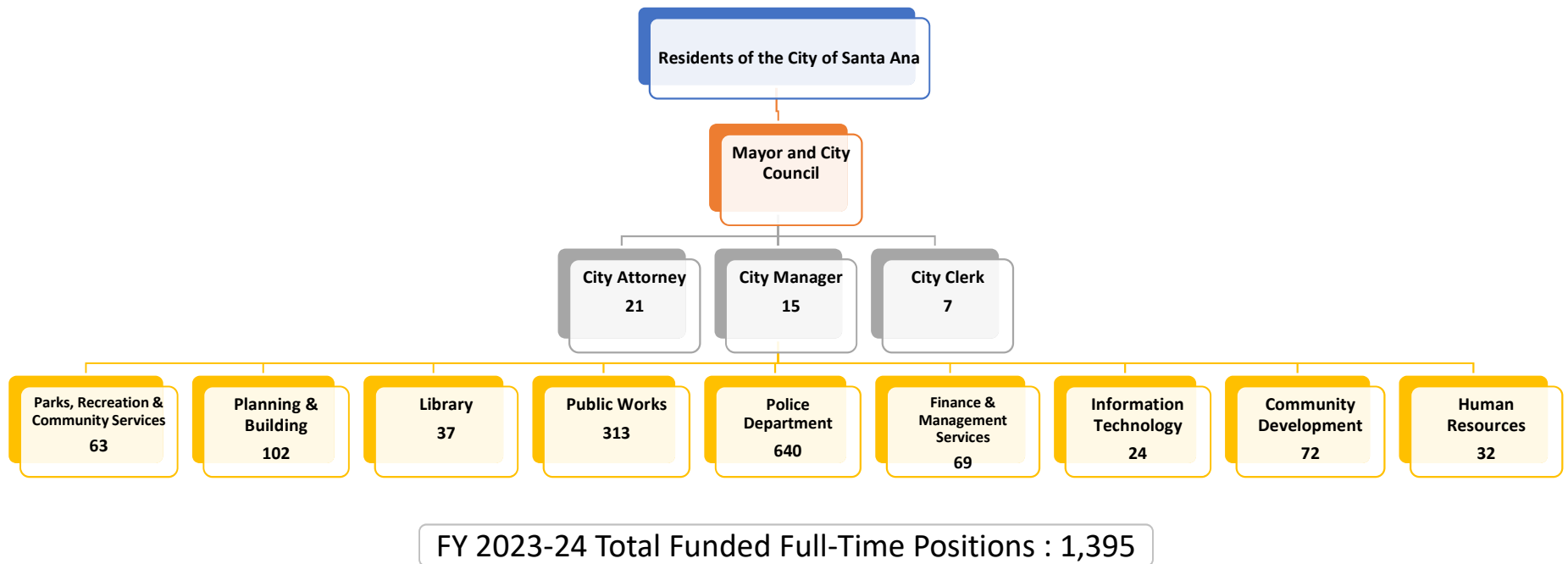




**This Page Intentionally  
Left Blank**

# FY 2023-24 ORGANIZATION CHART

## FULL-TIME EMPLOYEES





**This Page Intentionally  
Left Blank**

**Proposed Full-Time Workforce Changes - FY 23-24  
Organizational Changes - Additions/Deletions**

Department	Qty.	Position	Fiscal Impact	General Fund	Non-General Fund	Value in months	
						for FY 23-24	Annual Value
City Attorney's Office	1	Senior Paralegal	86,950		86,950	9 mos	115,933
	2	Deputy City Attorney	213,700		213,700	9 mos	284,933
	1	Assistant City Attorney	131,520		131,520	9 mos	175,360
	<b>4</b>		<b>432,170</b>	<b>-</b>	<b>432,170</b>		<b>576,227</b>

Department	Qty.	Position	Fiscal Impact	General Fund	Non-General Fund	Value in months	
						for FY 23-24	Annual Value
City Manager's Office	(1)	Management Aide	(106,970)		(106,970)	12 mos	(106,970)
	<b>(1)</b>		<b>(106,970)</b>	<b>-</b>	<b>(106,970)</b>		<b>(106,970)</b>

Department	Qty.	Position	Fiscal Impact	General Fund	Non-General Fund	Value in months	
						for FY 23-24	Annual Value
Community Development	2	Housing Specialist II	144,460		144,460	9 mos	192,613
	1	Rent Stabilization Manager	131,520		131,520	9 mos	175,360
	1	Housing Programs Coordinator	110,730		110,730	9 mos	147,640
	2	Housing Programs Analyst	187,140		187,140	9 mos	249,520
	1	Management Analyst	88,610		88,610	9 mos	118,147
	1	Community Development Commission Secretary	63,950		63,950	9 mos	85,267
	1	Senior Accounting Assistant	68,220		68,220	9 mos	90,960
	1	Senior Office Assistant	59,900		59,900	9 mos	79,867
	2	Code Enforcement Officer*	165,780		165,780	9 mos	221,040
<b>12</b>		<b>1,020,310</b>	<b>-</b>	<b>1,020,310</b>		<b>1,360,413</b>	

\* Code Enforcement Officer positions will be in Planning & Building Agency

Department	Qty.	Position	Fiscal Impact	General Fund	Non-General Fund	Value in months	
						for FY 23-24	Annual Value
Finance & Management Services	1	Accountant II	86,900	8,700	78,200	9 mos	115,867
	<b>1</b>		<b>86,900</b>	<b>8,700</b>	<b>78,200</b>		<b>115,867</b>

**Proposed Full-Time Workforce Changes - FY 23-24  
Organizational Changes - Additions/Deletions**

Department	Qty.	Position	Fiscal Impact	General Fund	Non-General Fund	Value in months	
						for FY 23-24	Annual Value
Human Resources	1	Risk Management Specialist	64,240		64,240	9 mos	85,653
	0	Part-Time Risk Management Specialist*	(30,000)		(30,000)	12 mos	(30,000)
	<b>1</b>		<b>34,240</b>	-	<b>34,240</b>		<b>55,653</b>
		<i>* Position is Part-Time</i>					
Department	Qty.	Position	Fiscal Impact	General Fund	Non-General Fund	Value in months	
						for FY 23-24	Annual Value
Information Technology	1	Principal Programmer Analyst	108,030		108,030	9 mos	144,040
	<b>1</b>		<b>108,030</b>	-	<b>108,030</b>		<b>144,040</b>
Department	Qty.	Position	Fiscal Impact	General Fund	Non-General Fund	Value in months	
						for FY 23-24	Annual Value
Planning and Building	1	Code Enforcement Supervisor	88,920	88,920		9 mos	118,560
	<b>1</b>		<b>88,920</b>	<b>88,920</b>	-		<b>118,560</b>
Department	Qty.	Position	Fiscal Impact	General Fund	Non-General Fund	Value in months	
						for FY 23-24	Annual Value
Parks, Recreation, and Community Services	3	Transportation Driver	241,950		241,950	12 mos	241,950
	<b>3</b>		<b>241,950</b>	-	<b>241,950</b>		<b>241,950</b>
Department	Qty.	Position	Fiscal Impact	General Fund	Non-General Fund	Value in months	
						for FY 23-24	Annual Value
Public Works	1	Accounting Assistant	64,590		64,590	9 mos	86,120
	1	Management Aide	80,260		80,260	9 mos	107,013
	1	Management Analyst	59,070		59,070	6 mos	118,140
	1	Senior Civil Engineer	83,560		83,560	6 mos	167,120
	(1)	Survey Party Chief*	(121,810)		(121,810)	12 mos	(121,810)
<b>3</b>		<b>165,670</b>	-	<b>165,670</b>		<b>356,583</b>	
		<i>* Survey Party Chief classification will be deleted &amp; funding for position will be reallocated to contractual services</i>					
<b>Total Funded Positions</b>	<b>25</b>		<b>2,071,220</b>	<b>97,620</b>	<b>1,973,600</b>		<b>2,862,323</b>

**Proposed Full-Time Workforce Changes - FY 23-24  
Organizational Changes - Reallocations**

Department	Qty.	Position	Fiscal Impact	General Fund	Non-General Fund	Value in months	
						for FY 23-24	Annual Value
City Clerk's Office	1	Executive Secretary	96,730	96,730		12 mos	96,730
	(1)	Office Specialist	(67,800)	(67,800)		12 mos	(67,800)
	<b>0</b>		<b>28,930</b>	<b>28,930</b>	<b>-</b>		<b>28,930</b>

Department	Qty.	Position	Fiscal Impact	General Fund	Non-General Fund	Value in months	
						for FY 23-24	Annual Value
City Manager's Office	1	Strategic Communications Manager	164,610	164,610		12 mos	164,610
	(1)	Assistant to the City Manager	(175,370)	(175,370)		12 mos	(175,370)
	1	Administrative Receptionist	68,500	68,500		12 mos	68,500
	(1)	Receptionist	(66,860)	(66,860)		12 mos	(66,860)
	<b>0</b>		<b>(9,120)</b>	<b>(9,120)</b>	<b>-</b>		<b>(9,120)</b>

Department	Qty.	Position	Fiscal Impact	General Fund	Non-General Fund	Value in months	
						for FY 23-24	Annual Value
Community Development	1	Parking Meter Operations Supervisor	119,950		119,950	12 mos	119,950
	(1)	Parking Meter Technician II	(113,180)		(113,180)	12 mos	(113,180)
	1	Administrative Services Manager*	217,120	32,550	184,570	12 mos	217,120
	(1)	Principal Management Analyst*	(217,120)	(32,550)	(184,570)	12 mos	(217,120)
	1	Workforce Specialist II	93,310		93,310	12 mos	93,310
	(1)	Workforce Specialist I	(87,870)		(87,870)	12 mos	(87,870)
	<b>0</b>		<b>12,210</b>	<b>-</b>	<b>12,210</b>		<b>12,210</b>

\* Organizational Change in FY 22-23

Department	Qty.	Position	Fiscal Impact	General Fund	Non-General Fund	Value in months	
						for FY 23-24	Annual Value
Finance & Management Services	1	Senior Buyer	143,510	143,510		12 mos	143,510
	(1)	Buyer	(133,450)	(133,450)		12 mos	(133,450)
	<b>0</b>		<b>10,060</b>	<b>10,060</b>	<b>-</b>		<b>10,060</b>

Department	Qty.	Position	Fiscal Impact	General Fund	Non-General Fund	Value in months	
						for FY 23-24	Annual Value
Human Resources	1	Employee Relations Analyst	115,930	115,930		12 mos	115,930
	(1)	Human Resources Analyst	(115,930)	(115,930)		12 mos	(115,930)
	<b>0</b>		<b>-</b>	<b>-</b>	<b>-</b>		<b>-</b>

**Proposed Full-Time Workforce Changes - FY 23-24  
Organizational Changes - Reallocations**

Department	Qty.	Position	Fiscal Impact	General Fund	Non-General Fund	Value in months	
						for FY 23-24	Annual Value
Police Department	1	Background Investigator	129,240	129,240		12 mos	129,240
	(1)	Accounting Assistant	(129,240)	(129,240)		12 mos	(129,240)
	1	Police Investigative Specialist	122,830	122,830		12 mos	122,830
	(1)	DNA Coordinator	(122,830)	(122,830)		12 mos	(122,830)
	<b>0</b>		<b>-</b>	<b>-</b>	<b>-</b>		<b>-</b>
<hr/>							
Department	Qty.	Position	Fiscal Impact	General Fund	Non-General Fund	Value in months	
						for FY 23-24	Annual Value
Parks, Recreation, and Community Services	1	Zoo Animal Care Manager	92,490	92,490		9 mos	123,320
	(1)	Zoo Curator	(84,750)	(84,750)		9 mos	(113,000)
	<b>0</b>		<b>7,740</b>	<b>7,740</b>	<b>-</b>		<b>10,320</b>
<hr/>							
Department	Qty.	Position	Fiscal Impact	General Fund	Non-General Fund	Value in months	
						for FY 23-24	Annual Value
Public Works	1	Solid Waste Enforcement Officer	134,820		134,820	12 mos	134,820
	(1)	Sanitation Inspector II	(129,150)		(129,150)	12 mos	(129,150)
	1	Public Works Projects Manager	140,700		140,700	12 mos	140,700
	(1)	Public Works Projects Specialist	(129,870)		(129,870)	12 mos	(129,870)
	<b>0</b>		<b>16,500</b>	<b>-</b>	<b>16,500</b>		<b>16,500</b>
<hr/>							
<b>Total Reallocation Change</b>	<b>0</b>		<b>66,320</b>	<b>37,610</b>	<b>28,710</b>		<b>68,900</b>





# Financial Information

**Fund Structure- Department & Fund Relationship**

**Fund Summary Report**

**General Fund Overview & Reconciliation**

**General Fund Revenue Summary**

**General Fund Expenditure Summary**

**Local Measure X Funding**

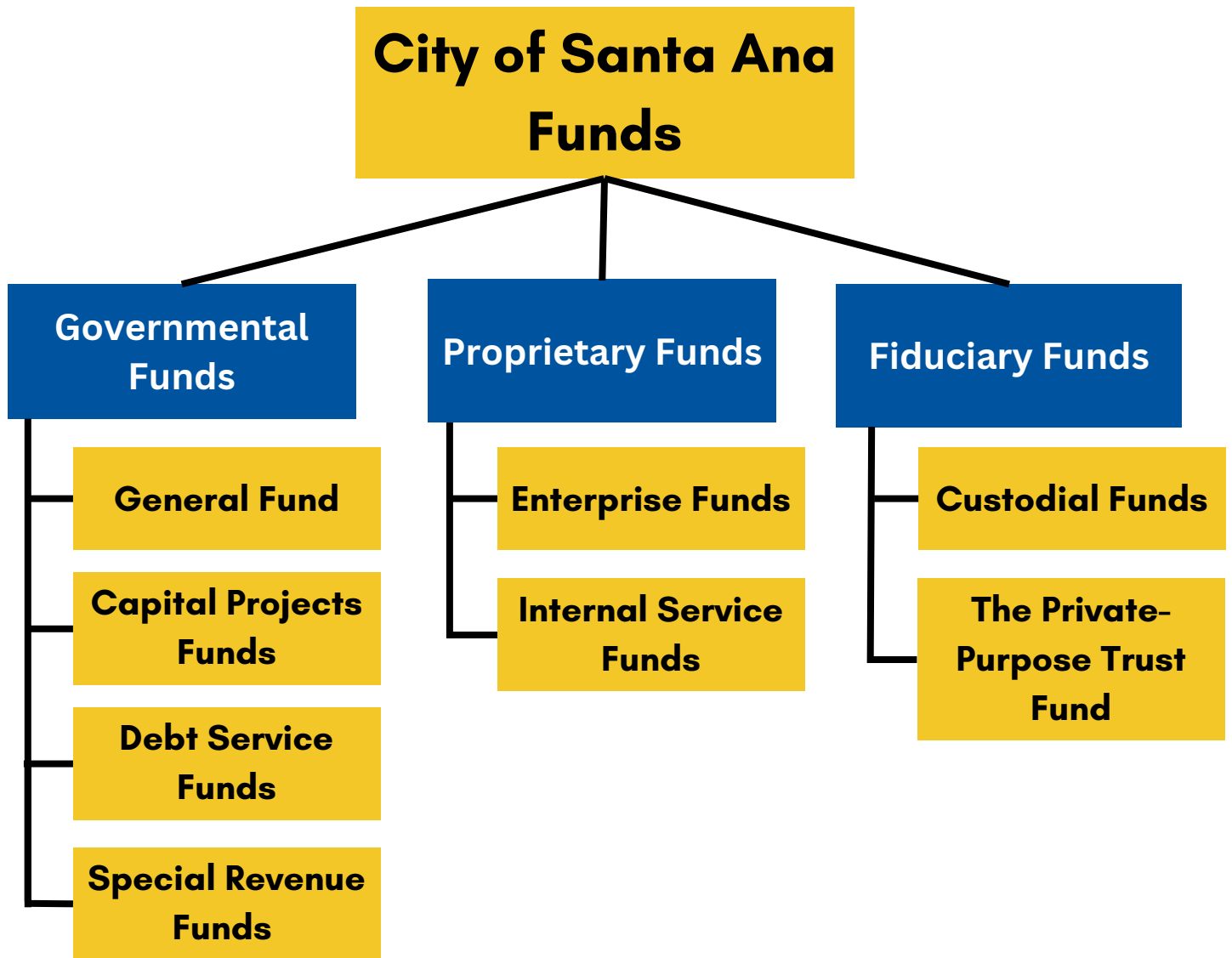
**Estimated Spendable Fund Balance Summary**

**Debt Management Schedule**



**This Page Intentionally  
Left Blank**

# Citywide Financial Budget



# City Fund Structure

## FUND CATEGORIES

## DEFINITIONS

**Governmental**

Includes activities associated with general government functions

**Proprietary**

These funds are considered self-supporting and consist of business like activities

**Fiduciary**

Accounts for resources held for the benefit of parties outside of government

### GOVERNMENTAL FUNDS

**General**

Accounts for all unrestricted general government activities

**Capital Projects**

Accounts for financial resources used for the acquisition and/or construction of major capital facilities

**Debt Service**

Used for the payment of principal and interest on governmental long-term debt

**Special Revenue**

Accounts for proceeds of specific revenue sources such as Grants, Cannabis tax revenue, Opioid Remediation and the Fire Facilities Fund

### PROPRIETARY FUNDS

**Enterprise**

Accounts for operations that are financed and operated in a manner similar to private business enterprises

**Internal Service**

Accounts for the financing of goods and/or services provided by one department or agency of the City to other departments or agencies on a cost-reimbursement basis

### FIDUCIARY FUNDS

**Private-Purpose Trust**

Accounts for assets and liabilities for the Successor Agency to the Santa Ana Redevelopment Agency and are not available to support the City's own programs

**Custodial**

Accounts for assets for which the City acts solely in a custodial capacity

# Department/Fund Relationship

FY 2023/24 EXPENDITURES AND TRANSFERS OUT BY DEPARTMENT AND FUND								
City Department	GENERAL FUND	SPECIAL REVENUES FUNDS	ENTERPRISE FUNDS	OTHER RESTRICTED FUNDS	INTERNAL SERVICE FUNDS	DEBT SERVICE FUNDS	CAPITAL PROJECT FUNDS	Total
03 - City Manager	\$ 3,144,680	\$ 252,830	\$ -	\$ 248,320	\$ -	\$ -	\$ -	\$ 3,645,830
04 - City Council	1,021,070	-	-	-	-	-	-	1,021,070
05 - General Non-Dept	51,847,740	292,000	-	-	-	-	-	52,139,740
06 - Interfund Transfers	31,003,550	-	-	-	-	-	-	31,003,550
07 - Clerk of the Council	2,411,150	-	-	-	-	-	-	2,411,150
08 - City Attorney	4,365,880	553,080	-	-	-	-	-	4,918,960
09 - Human Resources	4,283,540	-	-	280,230	55,855,010	-	-	60,418,780
10 - Finance Department	11,973,870	455,990	-	317,800	-	-	-	12,747,660
11 - Library	7,392,510	1,002,700	-	-	-	-	-	8,395,210
12 - Museum Fund	1,674,210	-	-	-	-	-	-	1,674,210
13 - Parks, Rec. & Community Service	15,206,990	3,881,410	-	808,480	-	-	-	19,896,880
14 - Police Department	146,805,550	4,373,410	-	5,947,280	-	-	-	157,126,240
15 - Fire & Emergency Medical Services	56,483,060	811,900	-	-	-	-	-	57,294,960
16 - Planning & Building	20,146,220	4,660,420	-	1,710,260	-	-	-	26,516,900
17 - Public Works	50,075,950	-	119,163,890	23,038,140	33,295,230	-	32,477,060	258,050,270
18 - Community Development	6,186,710	-	4,914,080	123,399,450	-	-	-	134,500,240
19 - Debt Service	-	-	-	-	-	11,762,140	9,774,660	21,536,800
20 - Information Technology	-	-	-	-	13,120,630	-	-	13,120,630
<b>Subtotal</b>	<b>\$414,022,680</b>	<b>\$16,283,740</b>	<b>\$124,077,970</b>	<b>\$155,749,960</b>	<b>\$102,270,870</b>	<b>\$11,762,140</b>	<b>\$42,251,720</b>	<b>\$866,419,080</b>
<b>Total Budget</b>	<b>\$414,022,680</b>	<b>\$16,283,740</b>	<b>\$124,077,970</b>	<b>\$155,749,960</b>	<b>\$102,270,870</b>	<b>\$11,762,140</b>	<b>\$42,251,720</b>	<b>\$866,419,080</b>

\* The Total Budget (\$866.4M) is higher than the Citywide Budget (\$764.2M) because the Citywide Budget doesn't include the Internal Service Funds.



**This Page Intentionally  
Left Blank**

## GENERAL FUND

REVENUE BY FUND		ACTUAL FY 20-21	ACTUAL FY 21-22	ADOPTED FY 22-23	ADOPTED FY 23-24
011	GENERAL FUND	352,929,584	385,097,666	390,132,940	400,938,670
<b>REVENUE GRAND TOTAL</b>		<b>352,929,584</b>	<b>385,097,666</b>	<b>390,132,940</b>	<b>400,938,670</b>
EXPENDITURE BY FUND		ACTUAL FY 20-21	ACTUAL FY 21-22	ADOPTED FY 22-23	ADOPTED FY 23-24
011	GENERAL FUND	324,860,245	358,303,787	405,596,760	414,022,680
<b>EXPENDITURE GRAND TOTAL</b>		<b>324,860,245</b>	<b>358,303,787</b>	<b>405,596,760</b>	<b>414,022,680</b>

## CAPITAL PROJECT FUNDS

REVENUE BY FUND		ACTUAL FY 20-21	ACTUAL FY 21-22	ADOPTED FY 22-23	ADOPTED FY 23-24
030	PROP 1B BOND ACT OF 2006	1,287	1,156	0	0
032	MEASURE M-STREET CONSTRUCTION	10,650,010	6,404,806	5,762,330	32,494,040
033	NEW TRANSP SYS IMPR AREA B	10,632	33,393	0	0
034	NEW TRANSP SYS IMPR AREA E	278,175	75,339	0	0
035	NEW TRANSP SYS IMPR AREA F	190,413	595,429	0	0
041	TRANSP SYS IMPR AREA A-2	2,776	370,954	0	0
042	TRANSP SYS IMPR AREA B	80	72	0	0
048	TRANSP SYS IMPR AREA C-2	1,791	1,609	0	0
049	TRANSP SYS IMPR AREA G	826	742	0	0
054	SANITARY SEWER CAPITAL	(136,288)	(1,132,075)	60,000	2,050,000
055	SEWER CONNECTION FEE	1,126,735	(744,050)	1,140,400	1,090,000
058	RESIDENTIAL STREET IMPROVEMENT	568,167	895,530	450,000	500,000
059	SELECT STREET CONSTRUCTION	3,857,885	7,675,935	11,335,100	10,079,480
147	FEDERAL AID SAFETY PROGRAM	701,547	636,116	0	0
148	TRAFFIC SYSTEM MGMT GRANT	4,362,724	6,083,516	889,000	4,695,000
149	WIC ASSESSMENT DIST ST IMPRV	275	247	0	0
161	REC/COM SVS ST URBAN OPEN SPAC	485,449	764,368	0	0
162	ENERGY CONSERVATION PROGRAM	0	72,000	0	0
164	PWA ENTERPRISE CAPITAL GRANTS	0	108,519	0	0
172	NATL RECREATION TRAILS FND ACT	144	129	0	0
201	LOCAL DRAINAGE AREA NO 1	1	1	0	0
202	LOCAL DRAINAGE AREA NO 2	12	11	0	0
203	LOCAL DRAINAGE AREA NO 3	6,338	5,693	0	0
204	LOCAL DRAINAGE AREA NO 4	9	8	0	0
205	LOCAL DRAINAGE AREA NO 5	5	5	0	0
206	LOCAL DRAINAGE AREA NO 6	7	7	0	0
207	LOCAL DRAINAGE AREA NO 7	1,630	1,464	0	0
209	LOCAL DRAINAGE AREA NO 9	6	6	0	0
210	LOCAL DRAINAGE AREA NO 10	144	129	0	0
211	LOCAL DRAINAGE AREA NO 11	2	2	0	0
212	LOCAL DRAINAGE AREA NO 12			0	0
213	LOCAL DRAINAGE AREA NO 13	23	20	0	0
221	LOCAL DRAINAGE AREA I	70,828	55,252	0	0
222	LOCAL DRAINAGE AREA II	36,677	48,012	0	0
223	LOCAL DRAINAGE AREA III	3,534	3,953	0	0
224	LOCAL DRAINAGE AREA IV	50,460	133,070	0	0
225	LOCAL DRAINAGE AREA V	40,534	27,613	0	0
226	LOCAL DRAINAGE AREA VI	16,745	164,301	0	0
301	REC/COMM SVS	6,431	697	0	0
311	RESIDENTIAL DEVELOP DISTRICT 1	476,660	621,044	0	0
312	RESIDENTIAL DEVELOP DISTRICT 2	559,862	2,938,262	0	0
313	RESIDENTIAL DEVELOP DISTRICT 3	3,641,951	2,234,742	0	0
314	RESIDENTIAL DEVELOP DISTRICT 4	51,803	124,798	0	0
400	POLICE LEASE REVENUE BONDS	4,530,522	4,622,121	4,622,100	4,623,910
404	COSA 2014 LEASE FINANCING	5,172,350	5,156,160	5,156,070	5,150,750
418	CDA - PEEBLER CAPITAL FUND	22,266	1,303,794	0	0
<b>REVENUE GRAND TOTAL</b>		<b>36,791,428</b>	<b>39,284,900</b>	<b>29,415,000</b>	<b>60,683,180</b>



## CAPITAL PROJECT FUNDS

EXPENDITURE BY FUND		ACTUAL FY 20-21	ACTUAL FY 21-22	ADOPTED FY 22-23	ADOPTED FY 23-24
032	MEASURE M-STREET CONSTRUCTION	7,494,612	12,288,270	5,760,000	17,704,170
034	NEW TRANSPO SYS IMPR AREA E	25,597	117,665	0	204,830
035	NEW TRANSPO SYS IMPR AREA F	216,648	150,854	530,000	140,000
049	TRANSPO SYS IMPR AREA G	0	0	0	99,010
054	SANITARY SEWER CAPITAL	3,430,038	5,512,498	3,710,000	2,027,980
055	SEWER CONNECTION FEE	2,539,351	2,557,535	1,000,000	0
058	RESIDENTIAL STREET IMPROVEMENT	7,201	61,425	300,000	148,870
059	SELECT STREET CONSTRUCTION	5,648,912	7,107,734	9,068,440	12,067,200
147	FEDERAL AID SAFETY PROGRAM	1,357,515	288,663	0	0
148	TRAFFIC SYSTEM MGMT GRANT	7,325,475	4,438,143	889,000	85,000
161	REC/COM SVS ST URBAN OPEN SPAC	520,550	1,165,892	0	0
162	ENERGY CONSERVATION PROGRAM	0	78,141	0	0
164	PWA ENTERPRISE CAPITAL GRANTS	1,272,188	2,195,203	0	0
223	LOCAL DRAINAGE AREA III	1,829	617	0	0
224	LOCAL DRAINAGE AREA IV	123,209	167,346	141,470	0
226	LOCAL DRAINAGE AREA VI	0	0	150,000	0
301	REC/COMM SVS	2,275	653	0	0
311	RESIDENTIAL DEVELOP DISTRICT 1	81,761	546,512	0	0
312	RESIDENTIAL DEVELOP DISTRICT 2	677,312	1,052,313	0	0
313	RESIDENTIAL DEVELOP DISTRICT 3	63,644	1,208,144	0	0
314	RESIDENTIAL DEVELOP DISTRICT 4	358,649	(3,752)	0	0
400	POLICE LEASE REVENUE BONDS	4,617,592	4,616,242	4,621,800	4,623,910
404	COSA 2014 LEASE FINANCING	5,164,848	5,159,157	5,156,070	5,150,750
418	CDA - PEEBLER CAPITAL FUND	1,340,391	4,473,266	0	0
<b>EXPENDITURE GRAND TOTAL</b>		<b>42,269,597</b>	<b>53,182,519</b>	<b>31,326,780</b>	<b>42,251,720</b>

## DEBT SERVICE FUNDS

REVENUE BY FUND		ACTUAL FY 20-21	ACTUAL FY 21-22	ADOPTED FY 22-23	ADOPTED FY 23-24
406	2021 PENSION OBLIGATION FUNDS	0	387,439,929	15,340,770	11,762,200
<b>REVENUE GRAND TOTAL</b>		<b>0</b>	<b>387,439,929</b>	<b>15,340,770</b>	<b>11,762,200</b>
EXPENDITURE BY FUND		ACTUAL FY 20-21	ACTUAL FY 21-22	ADOPTED FY 22-23	ADOPTED FY 23-24
406	2021 PENSION OBLIGATION FUNDS	0	3,937,478	15,331,870	11,762,140
<b>EXPENDITURE GRAND TOTAL</b>		<b>0</b>	<b>3,937,478</b>	<b>15,331,870</b>	<b>11,762,140</b>

## SPECIAL REVENUE-GF

REVENUE BY FUND		ACTUAL FY 20-21	ACTUAL FY 21-22	ADOPTED FY 22-23	ADOPTED FY 23-24
012	CANNABIS PUBLIC BENEFIT	13,389,793	13,792,352	14,233,300	10,354,720
016	CASp CERTIFICATION AND TRAINING FUND	90,579	90,930	85,000	85,000
021	CATV FUND	154,421	555,562	250,000	252,830
022	PRCSA FEE & DONATION	6,043	788,212	0	0
051	CAPITAL OUTLAY FUND	1,435,798	1,502,383	1,315,500	1,316,000
053	CITY SERVICES	1,445,890	1,893,959	3,621,520	3,520,410
100	457 ADMIN PLAN	0	0	67,300	69,300
110	SMIP	97,777	3,922	16,000	16,000
111	Opioid Remediation	0	0	0	601,000
120	FIRE FACILITIES FUND	1,072,199	1,588,791	780,100	612,960
121	SPECIAL REPAIR/DEMOLITION	199,098	248,300	160,000	100,000
<b>REVENUE GRAND TOTAL</b>		<b>17,891,598</b>	<b>20,464,411</b>	<b>20,528,720</b>	<b>16,928,220</b>

EXPENDITURE BY FUND		ACTUAL FY 20-21	ACTUAL FY 21-22	ADOPTED FY 22-23	ADOPTED FY 23-24
012	CANNABIS PUBLIC BENEFIT	4,167,120	6,612,467	14,029,540	9,809,900
016	CASp CERTIFICATION AND TRAINING FUND	2,453	3,925	85,000	85,000
021	CATV FUND	24,815	24,624	250,000	252,830
022	LIBRARY FEE AND DONATION	0	0	27,700	27,700
022	PRCSA FEE & DONATION	22,333	242,764	0	44,000
050	COUNCIL SPECIAL PROJECTS FUND	2,751,858	0	0	0
051	CAPITAL OUTLAY FUND	921,252	1,285,541	1,124,000	922,000
053	CITY SERVICES	936,361	1,306,873	3,621,520	3,520,410
100	457 ADMIN PLAN	0	0	93,000	93,000
110	SMIP	0	0	16,000	16,000
111	Opioid Remediation	0	0	0	601,000
120	FIRE FACILITIES FUND	839,252	611,730	2,728,100	811,900
121	SPECIAL REPAIR/DEMOLITION	29,775	28,649	160,000	100,000
<b>EXPENDITURE GRAND TOTAL</b>		<b>9,695,219</b>	<b>10,116,574</b>	<b>22,134,860</b>	<b>16,283,740</b>

## GRANT FUNDS

REVENUE BY FUND		ACTUAL FY 20-21	ACTUAL FY 21-22	ADOPTED FY 22-23	ADOPTED FY 23-24
031	AIR QUALITY IMPR. (AB 2766)	556,347	331,769	534,000	725,900
122	EMERGENCY & HEALTH GRANTS	3,184,673	8,602,723	4,617,470	5,119,960
123	WORKFORCE INVESTMENT ACT	2,443,666	3,000,036	2,404,270	2,648,020
124	ORANGE COUNTY SSA GRANTS	591,710	1,151,184	2,520,790	838,970
125	OES UASI	2,888,383	1,343,843	6,941,060	444,680
127	D.O.J. GRANT FUND	260,429	858,548	446,210	0
128	LAW ENFORCEMENT GRANTS	942,635	1,188,491	49,050	808,000
130	HOME PROGRAM FEDERAL GRANT	540,699	3,320,008	2,294,400	1,980,040
135	COMMUNITY DEV BLOCK GRANT	15,889,031	12,618,140	6,571,210	5,568,240
136	HOUSING AUTHORITY-VOUCHER HAP	33,588,064	38,252,817	41,314,540	44,855,750
137	HOUSING AUTHORITY- MAINSTREAM	2,142,454	2,195,598	2,427,940	2,488,540
138	HOUSING AUTHORITY-MS 5	1,423,626	2,173,577	2,357,600	2,894,320
139	HOUSING AUTHORITY-NEW CONSTR	105,096	185,812	244,730	244,730
140	HOUSING AUTHORITY-VOUCHER ADM	3,489,009	3,883,611	4,510,880	4,510,880
142	NSP FEDERAL GRANT	114,811	242,949	0	0
143	CALHOME MFGD HSG LOAN	5,175	5,239	0	0
144	PRISON TO EMPLOYMENT PROGRAM	727,641	1,325,367	0	927,350
145	RENTAL REHABILITATION GRANT	3,319	2,238	0	0
152	PUBLIC LIBRARY GRANT FUND	67,647	12,353	0	0
154	LIBRARY SVCS & TECHNOLOGY ACT	0	16,150	0	0
157	HSG ADMIN CARES ACT COVID-19	1,276,185	4,852	0	0
158	SB2 Planning	0	2,775,268	5,633,850	6,054,230
165	OFFICE OF TRAFFIC SAFETY GRANT	640,477	652,601	165,000	139,300
169	RECREATION GRANTS FUND	220,630	262,539	300,640	300,000
179	EHV HAP	0	548,705	0	1,725,390
180	EHV ADMIN FEES	0	112,363	111,430	0
181	American Rescue Plan Act	291,538	8,355,421	0	0
182	HOME-ARP PROGRAM	0	16,817	34,130	0
183	ARPA - CA FOR ALL YOUTH WDP	0	0	4,497,520	193,340
403	SCAG GRANTS	14,050	0	0	0
<b>REVENUE GRAND TOTAL</b>		<b>71,407,296</b>	<b>93,439,018</b>	<b>87,976,720</b>	<b>82,467,640</b>

EXPENDITURE BY FUND		ACTUAL FY 20-21	ACTUAL FY 21-22	ADOPTED FY 22-23	ADOPTED FY 23-24
031	AIR QUALITY IMPR. (AB 2766)	236,095	373,956	544,590	871,000
122	EMERGENCY & HEALTH GRANTS	5,369,776	8,558,027	2,314,590	11,326,680
123	WORKFORCE INVESTMENT ACT	2,439,615	3,412,357	2,404,270	2,648,020
124	ORANGE COUNTY SSA GRANTS	587,085	1,144,844	2,520,790	838,970
125	OES UASI	1,624,247	1,684,940	6,941,060	460,540
127	D.O.J. GRANT FUND	232,176	838,472	446,210	0
128	LAW ENFORCEMENT GRANTS	929,750	667,905	903,970	808,000
130	HOME PROGRAM FEDERAL GRANT	201,662	2,132,926	2,294,400	1,605,670
135	COMMUNITY DEV BLOCK GRANT	16,032,489	12,706,041	6,571,210	5,372,390
136	HOUSING AUTHORITY-VOUCHER HAP	35,170,722	38,310,383	41,314,540	44,405,750
137	HOUSING AUTHORITY- MAINSTREAM	2,142,454	2,195,598	2,427,940	2,938,540
138	HOUSING AUTHORITY-MS 5	753,905	2,896,974	2,357,600	2,857,810
139	HOUSING AUTHORITY-NEW CONSTR	7,218	153,874	244,730	545,250
140	HOUSING AUTHORITY-VOUCHER ADM	1,987,616	3,568,459	4,510,870	4,767,570
142	NSP FEDERAL GRANT	4,202	7,929	0	0
144	PRISON TO EMPLOYMENT PROGRAM	1,035,583	1,017,426	0	927,350
150	CAL LIBRARY SERVICES ACT	2,072	0	0	0
152	PUBLIC LIBRARY GRANT FUND	67,647	12,353	0	0
154	LIBRARY SVCS & TECHNOLOGY ACT	0	16,150	0	0

155	OCJP GRANT	0	36,355	0	0
157	HSG ADMIN CARES ACT COVID-19	1,275,761	4,852	0	0
158	SB2 Planning	84,933	3,002,382	5,437,830	5,836,610
165	OFFICE OF TRAFFIC SAFETY GRANT	592,574	656,230	165,000	139,300
169	RECREATION GRANTS FUND	48,698	126,781	300,640	808,480
179	EHV HAP	0	132,291	0	1,130,290
180	EHV ADMIN FEES	0	83,252	111,420	140,060
181	American Rescue Plan Act	265,000	12,233,442	1,890,170	10,015,120
182	HOME-ARP PROGRAM	0	16,817	34,130	2,894,800
183	ARPA - CA FOR ALL YOUTH WDP	0	0	4,497,520	193,340
403	SCAG GRANTS	14,800	0	0	0
<b>EXPENDITURE GRAND TOTAL</b>		<b>71,106,079</b>	<b>95,991,014</b>	<b>88,233,480</b>	<b>101,531,540</b>

## OTHER RESTRICTED FUNDS

REVENUE BY FUND		ACTUAL FY 20-21	ACTUAL FY 21-22	ADOPTED FY 22-23	ADOPTED FY 23-24
020	OTS-TRAFFIC OFFENDER PROGRAM	20,947	16,344	55,360	14,200
023	INMATE WELFARE FUND	704,200	540,679	2,299,510	410,000
024	POLICE ACTIVITIES & PROGRAMS	281,670	535,150	565,320	765,120
025	IDB & EZ VOUCHER MONITORING	5,079	5,800	0	3,000
026	CRIMINAL ACTIVITIES FUND	592	9,348	0	0
029	SPECIAL GAS TAX	13,588,584	12,558,190	17,183,130	16,507,380
074	CIVIC CENTER MAINTENANCE	5,172,864	3,777,708	4,787,650	4,790,650
131	2020 Census	0	690,368	0	0
133	HOUSING AUTHORITY-ISSUER FEE	66,243	74,655	70,000	83,330
160	HSG HAP CARES ACT COVID-19	1,127,700	0	0	0
166	US DOJ ASSET FORFEITURE FUND	285,302	13,349	0	0
167	US TREASURY ASSET FORFEITURE	12,068	1,051	0	0
170	MS5 HAP CARES ACT COVID-19	205,288	(205,288)	0	0
173	CARES ACT-CDA	909,192	0	0	0
174	CARES ACT	2,482,268	0	0	0
175	CARES Act- CESF PD	368,122	0	0	0
176	CARES ACT-STATE	28,624,093	0	0	0
177	EMERGENCY RENTAL ASSISTANCE PG	3,443,795	21,688,817	87,060	0
178	COVID-19 RESPONSE	0	0	3,500,000	0
185	RENT STABILIZATION	0	0	0	3,245,000
417	INCLUSIONARY HOUSING FEE	3,797,978	6,013,899	71,120	71,500
607	HOUSING AUTHORITY LMIHF	170,606	410,566	770,280	770,280
655	2018 A & B TARB	3,037,966	6,485,489	11,231,650	11,541,790
670	COSA RDA	253,276	152,817	130,000	125,000
671	COSA RDA OBLIGATION RETIREMENT	5,620,072	11,900,374	11,773,130	12,078,270
<b>REVENUE GRAND TOTAL</b>		<b>70,177,908</b>	<b>64,669,318</b>	<b>52,524,210</b>	<b>50,405,520</b>

EXPENDITURE BY FUND		ACTUAL FY 20-21	ACTUAL FY 21-22	ADOPTED FY 22-23	ADOPTED FY 23-24
020	OTS-TRAFFIC OFFENDER PROGRAM	24,419	21,524	55,360	14,200
023	INMATE WELFARE FUND	184,393	260,591	2,299,510	1,284,700
024	POLICE ACTIVITIES & PROGRAMS	299,321	655,099	565,270	802,120
025	IDB & EZ VOUCHER MONITORING	71,000	0	0	0
026	CRIMINAL ACTIVITIES FUND	0	0	70,520	0
029	SPECIAL GAS TAX	8,410,732	15,660,673	18,075,410	16,734,290
074	CIVIC CENTER MAINTENANCE	5,099,966	3,731,216	4,853,410	4,233,960
131	2020 Census	0	689,120	0	0
133	HOUSING AUTHORITY-ISSUER FEE	42,442	68,510	130,090	161,960
160	HSG HAP CARES ACT COVID-19	1,127,700	0	0	0
166	US DOJ ASSET FORFEITURE FUND	498,666	430,124	758,500	500,000
167	US TREASURY ASSET FORFEITURE	179,995	0	139,280	155,000
170	MS5 HAP CARES ACT COVID-19	774,497	(774,497)	0	0
173	CARES ACT-CDA	909,345	0	0	0
174	CARES ACT	2,484,008	0	0	0
175	CARES Act- CESF PD	23,383	0	0	0
176	CARES ACT-STATE	28,456,555	0	0	0
177	EMERGENCY RENTAL ASSISTANCE PG	3,375,042	21,664,913	87,060	0
178	COVID-19 RESPONSE	0	137,782	134,870	143,840
185	RENT STABILIZATION	0	0	0	2,823,640
417	INCLUSIONARY HOUSING FEE	452,613	1,097,044	1,538,440	1,584,530
607	HOUSING AUTHORITY LMIHF	2,950,486	(418,153)	1,979,310	2,035,120
652	2003A SERIES TAX ALLOC BOND		0	0	0
654	2011A SERIES TAX ALLOC BOND	9,630	0	0	0

655	2018 A & B TARB	3,063,340	2,951,368	11,231,650	11,541,790
658	2003B SERIES ALLOC BOND	5,514	0	0	0
670	COSA RDA	332,195	78,414	130,200	125,000
671	COSA RDA OBLIGATION RETIREMENT	3,695,119	6,652,973	11,773,130	12,078,270
<b>EXPENDITURE GRAND TOTAL</b>		<b>62,470,362</b>	<b>52,906,701</b>	<b>53,822,010</b>	<b>54,218,420</b>

## ENTERPRISE FUNDS

REVENUE BY FUND		ACTUAL FY 20-21	ACTUAL FY 21-22	ADOPTED FY 22-23	ADOPTED FY 23-24
027	PARKING FUND	3,688,637	4,528,794	5,154,430	4,657,310
056	SANITARY SEWER SERVICE	7,405,493	8,091,361	8,895,300	9,146,440
057	FED CLEAN WATER PROTECTION ENT	3,913,597	3,854,360	5,300,800	4,449,620
060	WATER REVENUE	63,823,036	63,744,018	73,576,450	72,037,820
066	ACQUISITION & CONSTRUCTION	6,211,095	10,582,233	20,000,000	0
067	REGIONAL TRANSP CENTER	1,564,129	3,541,383	1,841,740	1,696,470
068	SANITATION FUND	6,003,134	6,058,732	6,342,900	6,577,900
069	REFUSE COLLECTION SERVICE	13,462,407	13,528,847	16,286,740	22,089,150
<b>REVENUE GRAND TOTAL</b>		<b>106,071,529</b>	<b>113,929,728</b>	<b>137,398,360</b>	<b>120,654,710</b>

EXPENDITURE BY FUND		ACTUAL FY 20-21	ACTUAL FY 21-22	ADOPTED FY 22-23	ADOPTED FY 23-24
027	PARKING FUND	3,348,499	3,509,680	5,154,430	4,914,080
056	SANITARY SEWER SERVICE	6,783,080	7,854,849	8,968,140	10,917,710
057	FED CLEAN WATER PROTECTION ENT	4,376,301	3,791,087	5,297,720	4,664,990
060	WATER REVENUE	61,600,291	68,594,481	94,649,230	72,152,410
066	ACQUISITION & CONSTRUCTION	6,583,109	11,125,992	3,125,000	0
067	REGIONAL TRANSP CENTER	1,057,550	1,395,266	1,777,850	1,790,130
068	SANITATION FUND	6,340,797	7,006,411	7,563,840	7,571,630
069	REFUSE COLLECTION SERVICE	13,002,579	14,546,976	19,085,050	22,067,020
<b>EXPENDITURE GRAND TOTAL</b>		<b>103,092,207</b>	<b>117,824,741</b>	<b>145,621,260</b>	<b>124,077,970</b>



## INTERNAL SERVICE FUNDS

REVENUE BY FUND		ACTUAL FY 20-21	ACTUAL FY 21-22	ADOPTED FY 22-23	ADOPTED FY 23-24
070	EQUIPMENT REPLACEMENT FUND	1,728,424	2,677,323	738,700	1,368,000
071	CENTRAL SERVICES	451,078	915,824	0	0
073	BUILDING MAINT FUND	4,632,615	7,143,670	5,623,060	5,623,060
075	FLEET MAINTENANCE	4,666,420	6,392,429	5,467,310	5,591,310
076	STORES & PROPERTY CONTROL	2,267,522	2,453,849	1,804,100	2,071,100
080	LIABILITY AND PROPERTY INS FND	10,700,812	12,324,851	15,747,770	15,797,840
081	EMPLOYEE GROUP INSURANCE	24,317,354	30,155,870	29,338,490	29,208,840
082	WORKERS COMPENSATION FUND	9,555,819	8,670,519	10,101,550	10,134,080
085	CITY YARD OPERATION	1,256,135	1,256,692	1,263,100	1,466,190
086	PUB WKS ENG/PROJ MGMT	8,017,073	7,423,366	10,147,760	6,922,870
101	PUB WKS-ADMIN & PLANNING	5,611,593	8,009,681	7,733,700	7,968,140
109	INFO SYS STRATEGIC PLAN	8,338,729	8,473,885	8,686,630	9,457,040
<b>REVENUE GRAND TOTAL</b>		<b>81,543,574</b>	<b>95,897,960</b>	<b>96,652,170</b>	<b>95,608,470</b>

EXPENDITURE BY FUND		ACTUAL FY 20-21	ACTUAL FY 21-22	ADOPTED FY 22-23	ADOPTED FY 23-24
070	EQUIPMENT REPLACEMENT FUND	882,747	1,242,954	664,000	625,000
071	CENTRAL SERVICES	661,562	680,638	0	0
073	BUILDING MAINT FUND	5,767,169	5,733,843	5,663,860	5,856,780
075	FLEET MAINTENANCE	5,148,390	5,769,519	5,826,720	6,021,450
076	STORES & PROPERTY CONTROL	1,713,399	1,965,362	1,970,290	2,014,660
080	LIABILITY AND PROPERTY INS FND	8,031,442	15,048,166	15,898,440	15,953,400
081	EMPLOYEE GROUP INSURANCE	26,250,470	28,911,336	29,472,040	29,864,630
082	WORKERS COMPENSATION FUND	9,763,031	8,636,804	10,008,900	10,036,980
085	CITY YARD OPERATION	1,182,490	1,411,969	1,324,190	1,587,040
086	PUB WKS ENG/PROJ MGMT	8,635,422	6,557,498	10,313,620	8,263,140
088	QUALITY SERVICE TRAINING	25,000	79,537	307,500	0
101	PUB WKS-ADMIN & PLANNING	7,355,613	7,568,601	10,225,500	8,927,160
109	INFO SYS STRATEGIC PLAN	8,215,744	8,724,298	16,508,530	13,120,630
<b>EXPENDITURE GRAND TOTAL</b>		<b>83,632,479</b>	<b>92,330,525</b>	<b>108,183,590</b>	<b>102,270,870</b>

# General Fund Overview

<b><u>General Fund Summary</u></b>	<b><u>Recurring</u></b>	<b><u>One-Time</u></b>	<b><u>Total</u></b>
Estimated Beginning Fund Balance			\$ 109,372,864
Estimated Revenue	\$ 400,938,670		400,938,670
Appropriated Expenditures	(352,042,874)	\$ (29,439,332)	(381,482,206)
Net Transfers to/from Other Funds (Primarily for Debt Service)	(32,540,480)		(32,540,480)
Current Contributions to Set-Aside for Future Pension Costs	(16,285,920)		(16,285,920)
Net Activity	<u>69,396</u>	<u>(29,439,332)</u>	
Estimated Ending Fund Balance			<u>80,002,928</u>
City Council Policy Reserve (18% of Revenue)			<u>72,140,161</u>
Previous Contributions to Set Aside for Future Pension Costs			<u>7,748,811</u>
Estimated Available to Spend			<u><u>44,560</u></u>

# Reconciliation of General Fund Budget from FY22-23 to FY23-24

	Revenue		Expenditures	Net Transfers	Additions to FY 23-24 Budget	Recurring	One-Time
FY22-23 Original Adopted	390,132,940	FY22-23 Original Adopted Budget	367,177,700	36,419,060	Third & Broadway Development		13,000,000
Adjustments	15,057,710	Remove One-Time Items	(23,157,310)		Right-of-Way Maintenance Subsidy		670,290
FY22-23 Revised	405,190,650	City Council approved adjustments to recurring costs	1,732,000	(3,616,000)	Potential Special Elections for City Council Recalls		1,000,000
		FY23-24 Adjusted Baseline	345,752,390		Workforce Changes for Full-Time Positions	139,570	
Measure X Growth	514,400				PWA Engineering/Project Management	500,000	
		Increase Baseline to annualize FY22-23 First Quarter additions with partial year funding as approved on staff report 11/15/22:			Crossing Guard Program	-	
Bradley-Burns Growth	165,400	Addition of 5 Full-time Library positions and 1 Receptionist	97,190		Inmate Medical Services Contract Increase	668,160	
Property Tax Growth	2,038,390				Clariti Licenses for LMS System	200,410	
Property Tax In-Lieu of VLF Growth	1,806,670						
		Increase Baseline to annualize FY22-23 Mid-Year addl funding as approved on staff report 03/21/23:			Additional food for new Otter habitat	30,000	
UUT Growth	(2,047,930)	Annualize Baseline budget for FY22-23 related to 10 approved staff ch	1,232,000		800Mhz Contract Increase	153,210	
Cannabis	(4,009,850)				Aramark Contract Increase	243,113	653,037
Business License Tax	-	Employee Compensation Increase in excess of \$5 million (step increases, etc.)	5,844,203		Zoo Security Contract Increase	87,000	
Hotel Visitors Tax	(1,000,000)				Helicopter Services Contract Increase	55,380	
Normalize Plan Check & Permits	(1,744,140)	Pension Debt Cost Adjust (↓payments to CalPERS, ↑transfer for bond de	(8,640,390)	-	Parking Control Enforcement Contract Increase	120,700	
Jail Revenue Growth	981,440	Cannabis Public Benefit Transfer related to decrease revenue		(262,580)	Gas & Diesel Increase	110,000	
Other net adjustments	(956,360)	Increase Baseline to annualize Digital Billboards/Banners & Bus Stop Advertising/Maintaining of the public right-of-way as approved on staff report 06/21/22	630,000				
		Increase of Overhead/Internal Service Charges	1,854,080		Parking Validation increase	13,000	
		Orange County Fire Authority Contract Increase	2,100,000		Personnel Board contract services	50,000	
<b>Total Resources</b>	<b>400,938,670</b>	CARE Ambulance Increase	313,500		Fire Station Ongoing Deferred Maintenance	100,000	
	<b>-1.0%</b>	<b>City's 10% contribution to OC Streetcar operations</b>	Unknown		New Delhi Center Library Branch Costs	76,030	
					Library Administrative Increases	35,200	
					Beat-Making Program	5,000	
					Installation of Camera(s)		100,000
		Other contract increases/decreases & minor changes across all departm	(1,872)		Youth Community Intervention/Prevention Programs	200,000	
		FY23-24 Baseline (Recurring)	349,181,101	32,540,480	Stadium Event Flooring and related equipment		980,000
					Water Tower Tours initial feasibility & seismic study		150,000
					Waste Hauler Donation- Animal Svcs & Parks	75,000	75,000
					Consulting for GASB Implementations		100,000
					Additional Asphalt Pothole Repair Services		500,000
					Roadway Striping & Signage Maintenance		250,000
					City Events		900,000
					Parking Enterprise Subsidy (inter-fund transfer)		1,862,320
					Vehicle replacement and maintenance		820,000
					Corporate Yard Machinery & Equipment		700,000
					Floor Renovations and work spaces		2,346,850
					City building improvement		900,000
					New Book Collections & On-going Collection Dvpmnt		258,000
					RFP & prepare Climate Action Plan		750,000
					Equipment replacement		471,850
					Historic Project Consultants		450,000
					Fire Station Capital Improvements		1,187,405
					Traffic Signal on Segerstrom Ave & Spruce St		675,000
					Outside Legal Services		250,000
					Emergency Overtime		150,000
					Training		25,000
					Digitizing hard-copy records		80,000
					Bilingual recertifications		50,000
					Little Saigon Sign		84,580
						2,861,773	29,439,332



**This Page Intentionally  
Left Blank**

Account Code	Account Description	ACTUAL FY 20-21	ACTUAL FY 21-22	Adopted FY 22-23	ADOPTED FY 23-24
<b>CHARGES FOR SERVICES</b>					
51612	Building Standards Revolving Fund	(2,993)	3,772	9,500	0
52366	CASp Certification Training Fund	15,674	15,641	5,500	6,500
53202	Library Microfiche Rentals	1,170	0	0	0
53203	Library Video Rentals	(3)	0	0	0
53301	Center Programs	5,113	41,317	45,000	45,000
53303	Youth Sports	508	37,006	21,550	40,000
53307	Youth Field Usage Fee	29,137	88,860	51,000	125,000
53308	Park Reservation	68,788	226,973	140,500	225,000
53309	Concession-Vending Machines	3,900	4,225	2,900	3,900
53310	Zoo Education	319	2,320	100,000	50,000
53312	Zoo Admissions	997,565	1,468,905	1,200,000	1,535,000
53313	Food Sale Concession	2,684	20,371	22,950	20,000
53316	Leisure Classes	(2,483)	23,760	100,000	35,000
53318	Tennis Reservation	180	807	0	0
53319	Recreation Staff Reimbursement	3,079	27,457	25,350	40,000
53400	Vehicle Release Charge	84,720	90,146	90,000	120,000
53401	Repo Release	9,870	11,702	11,000	11,000
53405	Photo Services	143	(15)	0	0
53407	Vehicle Equipment Citation Sign-Off	3,775	3,828	3,000	3,800
53408	Fire Range User Fee	0	0	1,000	2,000
53410	Impound/Owner Release Animal	1,492	1,003	1,300	1,300
53411	Jail Pay to Stay Program	0	21,820	26,700	25,000
53413	Police False Alarm Charge	0	101	95,000	25,000
53415	Emergency Response Reimbursement/PD	14,653	4,458	25,000	15,000
53416	Animal Quarantines	461	502	1,000	1,000
53417	Police Report Fee	69,446	77,203	75,000	75,000
53419	Firearm License Fee	1,624	1,811	2,600	2,000
53420	Jail Booking Fee	11,634	2,535	0	0
53423	Vehicle Storage Fee	48,275	41,048	26,000	42,000
53509	Paramedic Subscription Fee	179,274	155,386	195,000	175,000
53510	Paramedic Services Charge	5,665,206	6,041,851	6,500,000	6,600,000
53513	OCFA Admin Processing Fee	2,220	285	1,000	0
53600	Building Plan Check	2,058,215	4,345,006	2,022,100	2,760,000
53601	Electrical Plan Check	454,660	700,179	328,200	758,000
53602	Plumbing Plan Check	113,705	252,544	148,400	302,000
53603	Mechanical Plan Check	226,095	524,591	220,900	573,000
53605	Landscape Plan Review	22,953	21,560	26,000	21,000
53606	Discretionary Application Fee	293,137	189,429	212,000	271,000
53607	EIR Developer Fees	38,551	57,210	75,000	407,000
53613	Land Use Certificate Processin	938,626	938,324	820,000	949,000
53614	Shopping Cart Contain Program	51,602	48,645	44,100	44,100
53616	Site Plan Review Charge	470,045	913,586	435,000	1,000,000
53627	PREP Fees	627,290	797,040	610,000	610,000
53628	Foreclosure Registration Program	261,648	357,685	190,000	300,000
53901	Stop Pmt/Reissue Fee	190	121	0	0
53902	Misc Service Charge	319,535	146,259	0	0
55200	Library Fines	116	8	0	0
57070	Sale of Printed Material	0	440	500	0
57470	Copy of Lost Citation	115	104	100	100
57380	Friend Of Zoo Vet Contribution	30,000	60,000	60,000	60,000

**City of Santa Ana**

**General Fund Revenue Summary**

57383	Friend of Zoo Contribution	19,743	83,203	61,750	61,750
57385	Friend of Zoo Education Contribution	20,000	40,000	40,000	40,000
53740	Small Cell App Fee for City Facilities	31,352	0	0	0
53741	Small Cell Compliance Inspection Fee	78,381	42,829	20,000	45,000
53912	Lobbyist Registration Fee (initial)	0	0	20,000	20,000
53642	Public Hearing Notice	0	0	0	200
<b>Total CHARGES FOR SERVICES</b>		<b>13,271,391</b>	<b>17,933,843</b>	<b>14,111,900</b>	<b>17,445,650</b>
<b>DONATIONS</b>					
57082	Contributions and Donations	8,543	0	0	0
<b>Total DONATIONS</b>		<b>8,543</b>	<b>0</b>	<b>0</b>	<b>0</b>
<b>FINES</b>					
55000	Parking Fines	4,306,259	5,652,066	4,900,000	4,900,000
55201	Lost/Damaged Library Material	698	1,212	870	2,100
55400	Redlight Camera Program	2,661	2,123	0	0
55401	Court Fines Traffic	429,691	391,196	300,000	380,000
55402	Court Fines Non Traffic	19,644	8,899	40,000	20,000
55403	Tobacco Fine	776	543	0	0
55600	Administrative Citations	298,241	386,559	195,000	320,000
55606	Fireworks Admin Citations	66,698	28,095	25,000	25,000
57900	Bad Check Recoveries	153	166	500	7,000
<b>Total FINES</b>		<b>5,124,821</b>	<b>6,470,859</b>	<b>5,461,370</b>	<b>5,654,100</b>
<b>FRANCHISE FEES</b>					
50050	Gas Utility	445,137	548,950	427,100	550,000
50051	Electrical Utility	1,269,621	1,389,714	1,234,000	1,400,000
50053	CATV Franchise Fee	1,352,727	1,016,032	1,299,000	1,000,000
50056	Refuse Franchise Fee – Residential	1,851,500	1,851,500	0	0
50057	Refuse Franchise Fee – Commercial	6,769,284	6,960,635	0	0
50058	Refuse Franchise Fee	0	0	8,000,000	8,000,000
<b>Total FRANCHISE FEES</b>		<b>11,688,268</b>	<b>11,766,831</b>	<b>10,960,100</b>	<b>10,950,000</b>
<b>INTERGOVERNMENTAL</b>					
50015	Prop Tax Pass-through	1,510,097	1,710,385	1,753,340	2,170,000
50501	Motor Vehicle Licenses	245,739	382,815	225,100	300,000
50503	SB90 State Mandated Costs-Reimbursement	124,403	70,632	88,000	85,000
50505	POST Reimbursement	640	2,502	40,000	40,000
50506	AB109 Reimbursement	546,564	585,703	513,000	600,000
52365	AB678 Ground Emerg. Medical Transp.(GEMT) Reim	56,332	(281,894)	0	0
57304	Rancho Santiago Reimbursement/PR	53,506	34,648	25,850	56,440
57791	Overhead-Water	4,537,900	4,537,900	4,537,900	4,537,900
<b>Total INTERGOVERNMENTAL</b>		<b>7,075,180</b>	<b>7,042,691</b>	<b>7,183,190</b>	<b>7,789,340</b>
<b>LICENSES &amp; PERMITS</b>					
51001	Bingo Licenses	0	125	0	0
51002	Dog Licenses	574,632	590,603	600,000	625,000
51003	Dog Licenses-Civic Collections Inc	0	28	0	0
51004	Bus Shelter Fees	150,000	37,500	0	0
51301	Filming Permits	10,198	20,664	3,350	1,000
51401	Alarm Permit Fees	79,709	63,494	100,000	100,000
51402	Street Closure Permits	1,905	27,106	2,000	20,000
51403	Tobacco Permits	216,208	141,961	97,000	140,000
51501	Fireworks Stand Permits	(436)	(11,639)	0	0
51600	General Plan Update Surcharge	137,724	160,206	182,000	191,000

**City of Santa Ana**

**General Fund Revenue Summary**

51601	Building Permits	1,651,138	1,989,242	1,675,400	1,760,000
51602	Plumbing Permits	353,390	432,081	383,900	405,000
51603	Electrical Permits	961,197	1,124,237	887,000	930,000
51604	Heating Permits	496,746	635,032	500,400	525,000
51605	Occupancy Permits	370,157	411,800	390,300	210,000
51606	Grading Permits	144,304	101,114	136,000	140,000
51607	Street Vendor Permit	12,848	10,125	25,800	30,000
51608	News box Permit Fees	19,556	18,698	19,000	19,640
51613	Adult-Use Cannabis Retail Phase 1/Registration Application	1,752	0	0	0
51614	Adult-Use Cannabis Retail Phase 2/Regulatory Safety Permit	250,591	344,563	313,300	370,000
51616	Commercial Cannabis Testing Phase 1/Registration Application	1,752	0	1,800	1,900
51617	Commercial Cannabis Testing Phase 2/Regulatory Safety Permits	50,118	12,530	12,530	13,000
51618	Commercial Cannabis Operating Agreement Reimbursement Fees	80,000	40,000	15,000	0
51619	Commercial Cannabis Cultivation Phase 1/Regst. Application	17,894	20,452	17,500	1,900
51620	Commercial Cannabis Manufacturing Phase 1/Regst. Application	6,412	18,682	17,500	1,900
51621	Commercial Cannabis Distribution Phase 1/Regst. Application	31,174	9,923	26,300	1,900
51622	Commercial Cannabis Cultivation Phase 2/Rgltry Sfty Prmt	152,594	190,199	100,200	100,000
51623	Commercial Cannabis Manufacturing Phase 2/Rgltry Sfty Prmt	57,281	146,095	53,600	100,000
51624	Commercial Cannabis Distribution Phase 2/Rgltry Sfty Prmt	290,415	226,272	226,000	250,000
51703	Sewer Construction Permits	0	0	0	20,000
51704	Street Construction Permits	0	0	0	1,400,000
53626	Medical Marijuana Retail Phase 1/Registration Application	0	0	1,800	0
51302	Park Facility Permits	0	60	0	500
51303	Special Event Permit	0	5,513	0	500
<b>Total LICENSES &amp; PERMITS</b>		<b>6,119,262</b>	<b>6,766,666</b>	<b>5,787,680</b>	<b>7,358,240</b>
<b>MISCELLANEOUS</b>					
53331	City Events	7,500	200	0	150,000
53409	Storage Of Weapon Fee	1,070	2,040	1,000	2,000
57000	Expense Reimbursement	210,196	202,161	104,000	120,000
57010	Miscellaneous Recoveries	659,804	550,719	18,500	104,000
57200	Other Library Recoveries	34	1,317	1,090	500
57400	Police OT Reimbursement	188,074	301,611	332,400	320,000
57402	Police Miscellaneous Reimbursement	223,366	411,039	306,900	376,520
57404	Property & Evidence Recovery	(365)	0	0	0
57901	Indirect Cost Recovery	5,859,157	6,829,744	7,500,000	8,395,000
57461	Jail Kitchen Rental	85,731	47,928	30,000	32,000
57071	Sale of Land	502,900	242	0	0
57770	Sale of Maps & Documents	104,244	113,361	80,000	110,000
57991	Miscellaneous Receipts	4,708	6,024	2,000	2,000
58002	Net Increase (Decrease) In Fai	(788,763)	(8,091,179)	0	0
57797	PWA Digital Billboards/Banners	0	0	0	1,180,000
<b>Total MISCELLANEOUS</b>		<b>7,057,654</b>	<b>375,208</b>	<b>8,375,890</b>	<b>10,792,020</b>
<b>TAXES</b>					
50011	Property Tax	40,340,994	42,146,722	44,305,000	46,343,390
50012	Santa Ana Residual	10,129,450	11,033,858	10,130,000	11,000,000

**City of Santa Ana**

**General Fund Revenue Summary**

50016	Prop Tax-In Lieu VLF	36,073,260	37,849,600	39,800,000	42,044,300
50030	Hotel Visitor's Tax	4,349,952	7,494,715	8,500,000	8,500,000
50031	Utility User Tax-Electric	12,132,890	13,722,961	13,100,000	15,100,000
50032	Utility User Tax-Gas	2,588,458	3,269,163	3,200,000	3,200,000
50033	Utility User Tax-Telephone	4,686,308	4,481,448	4,600,000	4,000,000
50034	Utility User Tax-Water	3,243,775	3,370,929	3,500,000	3,500,000
50045	Business Tax	13,718,021	15,707,535	15,000,000	15,000,000
50046	Medical Marijuana Taxes	1,297,741	843,884	850,000	528,000
50200	Documentary Stamp Tax	1,217,102	1,524,501	1,085,000	1,000,000
50201	Homeowner Prop Tax Subvention	183,369	182,115	188,000	182,000
50020	Sales Tax	54,999,505	62,611,039	64,550,000	64,715,400
50021	Half-Cent Sales Tax (Safety)	2,440,216	2,690,106	2,718,100	2,871,200
50100	Commercial Cannabis - Cultivation Tax	416,558	1,273,815	1,100,000	229,000
50101	Commercial Cannabis - Distribution Tax	961,988	864,130	1,100,000	124,000
50102	Commercial Cannabis - Manufacturing Tax	167,908	222,652	130,000	58,000
50103	Commercial Cannabis - Testing Facility Tax	91,271	34,120	20,000	5,000
50104	Adult-Use Retail Business Cannabis Tax	18,264,957	20,590,145	19,000,000	15,116,130
50022	Sales Tax Measure X	75,094,336	86,003,001	88,102,000	88,616,400
<b>Total TAXES</b>		<b>282,398,059</b>	<b>315,916,438</b>	<b>320,978,100</b>	<b>322,132,820</b>
<b>TRANSFERS-IN</b>					
59000	Transfer From Fund 029-Gax Tax	0	0	0	10,000
59000	Transfer From Fund 050	2,751,858	0	0	0
59000	Transfer From Fund 069	0	0	0	150,000
<b>Total TRANSFERS-IN</b>		<b>2,751,858</b>	<b>0</b>	<b>0</b>	<b>160,000</b>
<b>USE OF MONEY</b>					
58000	Earning On Investments	586,586	896,883	475,000	700,000
57361	Recreation Facility Rental	4,957	30,239	12,900	55,000
57362	Rental Of Stadium	33,736	95,522	41,450	175,000
57460	Jail Revenue Facility - PD	292	1,460	2,760	2,500
57462	Jail Revenue Facility - US Marshals	12,413,315	12,970,735	12,337,200	13,000,000
57463	Jail Revenue Facility - Bureau of Prisons	1,268,454	836,615	910,800	900,000
57464	Jail Revenue Facility - US Marshals San Diego	2,969,935	3,504,740	3,270,600	3,600,000
57960	Rental Of Property	167,960	203,156	224,000	224,000
57390	PRCSA Godinez High School	(10,144)	8,854	0	0
<b>Total USE OF MONEY</b>		<b>17,435,090</b>	<b>18,548,205</b>	<b>17,274,710</b>	<b>18,656,500</b>
<b>TOTAL GENERAL FUND USES</b>		<b>352,930,129</b>	<b>384,820,741</b>	<b>390,132,940</b>	<b>400,938,670</b>



**City of Santa Ana**

**General Fund Expenditure Summary**

Acct. Unit	DEPARTMENT & DIVISION	ACTUAL FY 20-21	ACTUAL FY 21-22	ADOPTED FY 22-23	ADOPTED FY 23-24
<b>City Manager</b>					
01103010	CITY MANAGER	1,774,593	1,886,993	2,604,040	2,844,680
01103017	CMO - SERVICE ENHANCEMENT	100,000	463,342	300,000	300,000
	<b>Subtotal</b>	<b>1,874,593</b>	<b>2,350,335</b>	<b>2,904,040</b>	<b>3,144,680</b>
<b>City Council</b>					
01104012	CITY COUNCIL LEGISLATIVE	454,031	528,335	1,029,860	1,021,070
	<b>Subtotal</b>	<b>454,031</b>	<b>528,335</b>	<b>1,029,860</b>	<b>1,021,070</b>
<b>General Non-Dept</b>					
01105015	GENERAL NON-DEPARTMENTAL	1,919,572	1,668,159	7,782,650	21,182,270
01105016	GENERAL NON-DEPARTMENTAL COVID	131,831	0	830	0
01105017	NONDEPTL - SERVICE ENHANCEMENT	11,235,276	0	0	0
01105020	UNFUNDED LIABILITY (UAL)	29,974,309	46,344,699	39,320,080	30,665,470
	<b>Subtotal</b>	<b>43,260,987</b>	<b>48,012,858</b>	<b>47,103,560</b>	<b>51,847,740</b>
<b>Interfund Transfers</b>					
01106017	INTER-FUND XFERS - SRV ENHCMNT	1,100,000	1,081,870	1,081,870	1,081,870
01106019	GENERAL FUND: INTERFUND TRANSFERS	23,518,746	37,277,343	34,808,620	29,921,680
	<b>Subtotal</b>	<b>24,618,746</b>	<b>38,359,213</b>	<b>35,890,490</b>	<b>31,003,550</b>
<b>Clerk of the Council</b>					
01107017	COTC - SERVICE ENHANCEMENT	0	207,147	193,330	201,440
01107031	CLERK OF THE COUNCIL - ADMIN	1,131,774	890,361	1,742,390	2,209,710
	<b>Subtotal</b>	<b>1,131,774</b>	<b>1,097,509</b>	<b>1,935,720</b>	<b>2,411,150</b>
<b>City Attorney</b>					
01108017	CAO - SERVICE ENHANCEMENT	0	0	197,350	206,190
01108032	CITY ATTORNEY	2,870,584	2,416,731	3,387,510	4,159,690
	<b>Subtotal</b>	<b>2,870,584</b>	<b>2,416,731</b>	<b>3,584,860</b>	<b>4,365,880</b>
<b>Human Resources</b>					
01109017	HR - SERVICE ENHANCEMENT	79,711	116,401	13,940	0
01109050	HUMAN RESOURCES	2,434,585	2,861,679	2,475,180	2,763,240
01109051	HR EMPLOYEE RELATIONS-Service Enhancements	0	0	1,395,050	1,520,300
	<b>Subtotal</b>	<b>2,514,296</b>	<b>2,978,080</b>	<b>3,884,170</b>	<b>4,283,540</b>
<b>Finance Department</b>					
01110017	FMSA - SERVICE ENHANCEMENT	0	127,544	319,550	317,350
01110100	FIN/MGMT SVS-MANAGEMENT & SUPT	1,249,637	1,470,967	1,503,460	1,646,840
01110110	FIN/MGMT SVS-ACCOUNTING	2,417,922	2,530,727	2,944,490	3,119,020
01110115	FIN/MGMT SVS-PAYROLL	989,345	900,707	945,540	934,270
01110120	FIN/MGMT SVS-PURCHASING	672,018	781,338	1,573,700	1,626,540
01110130	FIN/MGMT SVS-TREAS/CUST SVS	2,631,354	2,414,249	2,801,930	2,441,530
01110131	FIN/MGMT SVS-MUNICIPAL UTILITY SERVICES	828,582	1,044,485	1,184,840	1,323,160
01110132	FIN/MGMT SVS-TAX AND LICENSING	0	0	439,980	565,160
	<b>Subtotal</b>	<b>8,788,857</b>	<b>9,270,019</b>	<b>11,713,490</b>	<b>11,973,870</b>

**City of Santa Ana**

**General Fund Expenditure Summary**

Acct. Unit	DEPARTMENT & DIVISION	ACTUAL FY 20-21	ACTUAL FY 21-22	ADOPTED FY 22-23	ADOPTED FY 23-24
<b>Library</b>					
01111017	LIBRARY - SERVICE ENHANCEMENT	0	247,221	278,510	458,480
01111110	ADMINISTRATION	830,590	929,109	1,638,150	2,101,000
01111150	ADULT SERVICES	1,539,919	1,015,779	714,120	749,660
01111160	YOUTH SERVICES	630,420	884,377	1,070,390	1,144,940
01111180	YOUNG ADULT SERVICES	585,876	773,369	1,058,210	968,560
01111190	TECH & SUPPORT SVCS	1,191,725	1,687,623	1,920,930	1,969,870
	<b>Subtotal</b>	<b>4,778,529</b>	<b>5,537,478</b>	<b>6,680,310</b>	<b>7,392,510</b>
<b>Museum Fund</b>					
01112030	BOWERS MUSEUM MAINTENANCE	1,472,977	1,473,170	2,542,320	1,674,210
	<b>Subtotal</b>	<b>1,472,977</b>	<b>1,473,170</b>	<b>2,542,320</b>	<b>1,674,210</b>
<b>Parks, Rec. &amp; Community Services</b>					
01113017	PRCSA - SERVICE ENHANCEMENT	4,893,218	5,419,691	1,912,960	2,810,130
01113200	PRCSA - ADMINISTRATION	1,072,140	1,413,657	1,318,690	1,170,920
01113220	PRCSA - ZOO	2,498,790	1,777,854	2,452,410	2,978,240
01113230	PRCSA - RECREATION & COMM. SVC	3,815,416	4,865,118	7,890,220	8,247,700
01113250	PRCSA - PARK FACILITIES	9,401,162	8,578,341	0	0
	<b>Subtotal</b>	<b>21,680,726</b>	<b>22,054,661</b>	<b>13,574,280</b>	<b>15,206,990</b>
<b>Police Department</b>					
01114017	PD - SERVICE ENHANCEMENT	3,660,364	3,788,917	4,279,980	4,696,570
01114400	OFFICE OF THE CHIEF OF POLICE	1,563,157	1,478,978	1,289,620	1,593,880
01114401	FISCAL & BUDGET	1,438,446	1,652,767	1,341,110	1,206,840
01114402	HUMAN RESOURCES	707,582	654,221	1,153,580	1,233,250
01114403	BUILDING & FACILITY	4,707,690	5,103,794	4,734,310	4,272,590
01114404	BACKGROUNDS	1,210,225	1,341,960	1,401,750	1,506,700
01114405	TRAFFIC	7,711,674	7,592,519	7,418,650	8,305,640
01114410	TRAINING SERVICES	1,949,855	2,261,380	2,861,450	2,711,120
01114415	INTERNAL AFFAIRS	1,325,438	1,519,891	1,560,660	1,604,780
01114420	FIELD OPERATIONS	51,541,815	55,096,954	57,650,400	58,394,330
01114421	PD ATHLETIC & ACTIVITY LEAGUE	0	113,941	551,160	603,030
01114425	INFORMATION SERVICES	1,620,192	1,519,311	1,746,090	1,774,620
01114435	CRIMINAL INVESTIGATIONS	7,615,756	8,349,447	8,370,290	8,601,340
01114440	CRIMES AGAINST PERSONS	5,692,551	6,445,118	4,888,170	4,835,490
01114441	METROPOLITAN DIVISION	5,339,780	5,593,130	5,386,220	5,995,900
01114445	SPECIAL INVESTIGATIONS	1,798,490	2,002,975	2,125,380	2,229,650
01114448	EVIDENCE	907,872	899,763	895,680	942,620
01114450	CDC	1,363,816	1,271,052	1,286,420	1,264,340
01114455	FORENSIC SERVICES	2,170,148	2,329,984	2,357,520	2,632,660
01114460	RECORDS SERVICES	1,852,923	1,772,211	2,141,690	2,081,660
01114465	COMMUNICATIONS	6,412,946	6,718,267	7,286,670	7,118,490
01114470	VICE/NARCOTICS	531,973	423,358	460,590	591,550
01114471	INVESTIGATIONS SUPPORT SERVICE	1,480,601	1,603,267	1,541,090	950,110
01114475	JAIL OPERATIONS	18,920,531	18,756,769	19,548,050	21,000,590
01114480	REGIONAL NARCOTIC SUPPRESSION	337,171	102,726	39,810	221,350

**City of Santa Ana**

**General Fund Expenditure Summary**

Acct. Unit	DEPARTMENT & DIVISION	ACTUAL FY 20-21	ACTUAL FY 21-22	ADOPTED FY 22-23	ADOPTED FY 23-24
01114485	HOMELAND SECURITY & EMERGENCY MANAGEMENT	104,431	316,126	261,890	248,980
01114490	TOBACCO RETAIL LICENSE PRG	102,872	93,656	194,760	187,470
	<b>Subtotal</b>	<b>132,068,299</b>	<b>138,802,483</b>	<b>142,772,990</b>	<b>146,805,550</b>

**Fire & Emergency Medical Services**

01115017	FIRE - SERVICE ENHANCEMENT	3,046,077	8,453,649	4,489,000	14,187,400
01115330	FIRE SUPPRESSION/EMS	42,726,835	42,230,697	49,467,950	42,295,660
	<b>Subtotal</b>	<b>45,772,912</b>	<b>50,684,346</b>	<b>53,956,950</b>	<b>56,483,060</b>

**Planning & Building**

01116017	PBA - SERVICE ENHANCEMENT	118,119	211,892	295,300	323,620
01116500	PLNG & BLG AGY-ADMINISTRATION	2,554,857	2,305,045	2,617,680	2,687,490
01116510	PLNG & BLG AGY-PLANNING	3,269,848	2,390,334	4,452,700	3,537,740
01116520	PLNG & BLG AGY-PERMIT & INS SV	1,834,378	1,900,481	2,554,750	2,923,050
01116530	PLNG & BLG AGY-PERMIT & PLN CK	1,949,352	2,441,859	2,953,260	3,568,140
01116540	PLNG & BLG AGY-COMM PRESERVA	1,211,533	1,413,540	2,068,740	2,366,450
01116550	PROACTIV RENTL ENFORCEMENT PRG	445,474	711,885	819,610	876,320
01116560	NEIGHBORHOOD INITIATIVES PROGR	582,349	506,023	623,420	604,080
01116570	ANIMAL SERVICES	3,011,857	3,202,393	3,160,010	3,259,330
	<b>Subtotal</b>	<b>14,977,766</b>	<b>15,083,453</b>	<b>19,545,470</b>	<b>20,146,220</b>

**Public Works**

01117017	PWA - SERVICE ENHANCEMENT	1,695,602	1,671,009	6,790,120	5,065,240
01117605	PUB WKS-CITY FCLTIES LIC AGRMT	99,855	9,699	50,000	45,000
01117606	PUB WKS DEVELOPMENT ENGINEERING	0	550,000	550,000	550,000
01117611	PWA - Construction Engineering	0	0	0	2,535,340
01117612	CIP Engineering	0	0	0	500,000
01117620	PUB WKS-TRAFFIC/TRANSPORTATION ENGINEERING	2,983,980	2,803,996	7,905,560	5,703,110
01117621	PUB WKS-Bus Shelter Program – Service Enhancement	0	311,111	0	0
01117622	PWA RIGHT-OF-WAY	0	0	0	1,180,000
01117625	PUB WKS-ROADWAY MARKING/SIGNS	591,111	600,750	600,200	850,220
01117626	PUB WKS-SIDEWALKS	1,000,000	500,000	1,000,000	1,500,000
01117630	PUB WKS-STREET LIGHT MAINTENAN	3,272,788	3,084,920	3,858,970	3,358,000
01117642	PUB WKS-GRAFFITI ABATEMENT PROGRAM	1,341,058	1,642,448	2,109,040	2,146,170
01117643	PUB WKS-Pub Works Trees – Service Enhancement	3,743,232	3,726,652	4,479,630	4,298,080
01117644	PUB WKS-CROSSING GUARD	141,114	930,187	1,045,440	1,063,030
01117650	PUB WKS-SARTC MAINTENANCE	232,778	147	0	0
01117651	PARK MAINTENANCE SERV ENHCMENT	0	33,197	12,564,650	13,395,140
01117652	PWA - PARK SERVICE ENHANCEMENT	0	0	4,080,040	4,386,620
01117660	PWA_ Road Maintenance	0	0	5,500,000	3,500,000
	<b>Subtotal</b>	<b>15,101,519</b>	<b>15,864,116</b>	<b>50,533,650</b>	<b>50,075,950</b>

**Community Development**

01118017	CDA - SERVICE ENHANCEMENT	910,916	1,111,191	2,750,000	3,836,630
01118810	ECONOMIC DEVELOPMENT	978,090	1,634,996	4,257,830	1,253,120
01118811	HOMELESS SERVICES	748,715	352,104	420,320	547,920

**City of Santa Ana****General Fund Expenditure Summary**

<b>Acct. Unit</b>	<b>DEPARTMENT &amp; DIVISION</b>	<b>ACTUAL FY 20-21</b>	<b>ACTUAL FY 21-22</b>	<b>ADOPTED FY 22-23</b>	<b>ADOPTED FY 23-24</b>
01118812	CDA ADMIN	142,626	240,735	241,450	274,040
01118825	SALES TAX REBATE AGREEMENT	713,303	451,974	275,000	275,000
	<b>Subtotal</b>	<b>3,493,649</b>	<b>3,791,000</b>	<b>7,944,600</b>	<b>6,186,710</b>
	<b>TOTAL GENERAL FUND USES</b>	<b>324,860,245</b>	<b>358,303,787</b>	<b>405,596,760</b>	<b>414,022,680</b>

City of Santa Ana Measure X  
Mid-Year Update Expenditures Report  
Fiscal Year Ended June 30, 2024

Category	Description	Department Responsible	Recurring costs identified in Prior Fiscal Years	Recurring costs identified in FY23-24	One-time costs identified in FY23-24	Total plan spending	
Addressing Homelessness	Public Safety Response - Homelessness (Labor)	PD	7,000,000			7,000,000	
Addressing Homelessness	Public Safety Response - Homelessness (Contractual and Other)	PD	1,200,000			1,200,000	
Addressing Homelessness	QOLT Clean-Up Contract Homeless Services	PWA	500,000			500,000	
Addressing Homelessness	Homeless Outreach & Engagement	CDA	622,920			622,920	
Addressing Homelessness	QOLT Clean-Up Staffing (2 Maint Workers II + Sanitation Inspect II)	PWA	358,420			358,420	
Addressing Homelessness	Code Enforcement Officers (2)	PBA	313,620			313,620	
Fixing Streets	Streetlight Pole work - Under lit Areas	PWA	1,000,000			1,000,000	
Fixing Streets	Alley improvement program	PWA	1,500,000			1,500,000	
Fixing Streets	Sidewalk and/or Street Repair	PWA	1,000,000			1,000,000	
Fixing Streets	Traffic Calming	PWA	1,000,000			1,000,000	
Fixing Streets	Median Landscaping	PWA	500,000			500,000	
Fixing Streets	Additional Asphalt Pothole Repair Services	PWA	-		500,000	500,000	
Fixing Streets	Citywide Roadway Striping & Signage Maintenance Improvement	PWA	-		250,000	250,000	
Fixing Streets	Traffic Signal on Segerstrom Avenue and Spruce Street	PWA	-		675,000	675,000	
Fixing Streets	Traffic Signal Maintenance Staff Charges	PWA	-		670,290	670,290	
Maintain Effective 9-1-1 Response	Funding for additional police officers, traffic collision investigators; office assistants to relieve police officers stand-by pay, cash-outs and related benefits	PD		4,696,570		4,696,570	
Maintain Effective 9-1-1 Response	Police Department Overtime	PD		1,500,000		1,500,000	
Maintain Effective 9-1-1 Response	Public Safety Specialized Units: Criminal Investigations; Metro Division; Communications; Vice; and Investigations and Support Service	PD		1,400,000		1,400,000	
Maintain Effective 9-1-1 Response	Ambulance Service Contract increase to maintain service level	FMSA		3,512,400		3,512,400	
Maintain Effective 9-1-1 Response	Park Security Contract	PRCSA		670,000		670,000	
Maintain Effective 9-1-1 Response	Human Resources Technician dedicated to Police Recruiting	HR		116,747		116,747	
Maintaining Parks	Park Maintenance and Repairs / Master Plan	PRCSA/PWA		4,674,450		4,674,450	
Maintaining Parks	Armed Security for Parks	PRCSA		1,500,000		1,500,000	
Maintaining Parks	Park Facilities - Personnel	PWA		1,300,000		1,300,000	
Maintaining Parks	Park Ambassador	PRCSA		300,000		300,000	
Retaining Firefighters	Orange County Fire contract increase to maintain service level	FMSA		10,675,000		10,675,000	
Retaining Police Officers	Cost of POA Contract Increase & Related Benefits	FMSA		5,000,000		5,000,000	
Youth Services	Zoo and Recreation Personnel	PRCSA		513,130		513,130	
Youth Services	Zoo Contract & Supply Enhancements	PRCSA		776,500		776,500	
Youth Services	Crossing Guard	PWA		466,626	-	466,626	
Youth Services	Librarians and administrative Support (Personnel)	Library		2,228,250		2,228,250	
Youth Services	Youth Employment Program	CDA		100,720		100,720	
Youth Services	Sports & Rec Equipment Lending + Additional Programming	PRCSA		200,000		200,000	
<b>Subtotal Before Unrestricted Purposes</b>				<b>54,625,353</b>	<b>-</b>	<b>2,095,290</b>	<b>56,720,643</b>
Unrestricted General Revenue Purpose	FY18-19 Budget Deficit - Planned Use of General Fund Reserve	FMSA		10,200,000		10,200,000	
Unrestricted General Revenue Purpose	FY18-19 Budget Deficit - Planned Staff Savings not implemented	FMSA		1,500,000		1,500,000	
Unrestricted General Revenue Purpose	Vehicle Incentive Program (VIP)	CDA		1,705,760		1,705,760	
Unrestricted General Revenue Purpose	New Debt Payments for Purchase of Streetlights	PWA		800,000		800,000	

City of Santa Ana Measure X  
Mid-Year Update Expenditures Report  
Fiscal Year Ended June 30, 2024

Category	Description	Department Responsible	Recurring costs identified in Prior Fiscal Years	Recurring costs identified in FY23-24	One-time costs identified in FY23-24	Total plan spending
Unrestricted General Revenue Purpose	Street Tree Maintenance (Tree-Trimming)	PWA	236,000			236,000
Unrestricted General Revenue Purpose	Universal Legal Defense Fund for Dreamers & Parents	CMO	300,000			300,000
Unrestricted General Revenue Purpose	Public Meeting Software & ADA Captioning	COTC	50,000			50,000
Unrestricted General Revenue Purpose	Sales Tax Rebate - Volvo & Tac Energy	CDA	725,000			725,000
Unrestricted General Revenue Purpose	Santa Ana Regional Transportation Center Subsidy and Maintenance	PWA	1,100,000			1,100,000
Unrestricted General Revenue Purpose	Support for Utility Billing, Business Retention and HR - Administrative	FMSA	700,000			700,000
Unrestricted General Revenue Purpose	Permit Service Technician- PBA salaries	PBA	105,707			105,707
Unrestricted General Revenue Purpose	Engineering Salaries for review of Plan Checks and Permits	PBA	500,000			500,000
Unrestricted General Revenue Purpose	Vietnamese Community Liaison	CMO	150,000			150,000
Unrestricted General Revenue Purpose	Part-Time staff salaries	CMO	67,920			67,920
Unrestricted General Revenue Purpose	Executive Assistance	CMO	119,740			119,740
Unrestricted General Revenue Purpose	(1) Full-time staff attorney position	CAO	206,190			206,190
Unrestricted General Revenue Purpose	Protected Bike Lane sweeping program	PWA	150,000			150,000
Unrestricted General Revenue Purpose	Records Manager	COTC	104,504			104,504
Unrestricted General Revenue Purpose	Increase the City Events budget	PRCSA	340,500			340,500
Unrestricted General Revenue Purpose	Graffiti Arts Program	CDA	100,000			100,000
Unrestricted General Revenue Purpose	Arts & Culture Event Sponsorship Program	CDA	200,000			200,000
Unrestricted General Revenue Purpose	Economic Dev. Spec. I	CDA	115,680			115,680
Unrestricted General Revenue Purpose	City Council, Contract Vendor Personnel Services	COTC	420,000			420,000
Unrestricted General Revenue Purpose	PWA Graffiti Abatement Service Enhancement (Graffiti Removal)	PWA	600,000			600,000
Unrestricted General Revenue Purpose	General Plan requirements for communications/outreach/monitoring	PBA	100,000			100,000
Unrestricted General Revenue Purpose	Future Pension Stabilization (115 Trust)	Multiple	-		16,285,920	16,285,920
<b>Subtotal Unrestricted Purposes</b>			<b>20,597,001</b>	<b>-</b>	<b>16,285,920</b>	<b>36,882,921</b>
<b>Totals</b>			<b>\$ 75,222,354</b>	<b>\$ -</b>	<b>\$ 18,381,210</b>	<b>\$ 93,603,564</b>

**Estimated Spendable Fund Balance Summary  
Fiscal Year 2023-2024**

Fund Number	Fund Name	Beginning Balance	FY 23-24 Revenues	FY 23-24 Transfers In	FY 23-24 Total Resources	FY 23-24 Expenditures	FY 23-24 Transfers Out	FY 23-24 Total Uses	Change in Fund Balance	Estimated Ending Fund Balance
<b>GENERAL FUND</b>										
011	GENERAL FUND	109,372,864	400,778,670	160,000	400,938,670	(370,990,400)	(43,032,280)	(414,022,680)	(13,084,010)	96,288,854
<b>General Fund Total</b>		<b>109,372,864</b>	<b>400,778,670</b>	<b>160,000</b>	<b>400,938,670</b>	<b>(370,990,400)</b>	<b>(43,032,280)</b>	<b>(414,022,680)</b>	<b>(13,084,010)</b>	<b>96,288,854</b>
<b>SPECIAL REVENUE - GENERAL FUND</b>										
012	CANNABIS PUBLIC BENEFIT FUND	1,501,691	-	10,354,720	10,354,720	(9,809,900)	-	(9,809,900)	544,820	2,046,511
016	CASP CERTIFICATION & TRAINING	345,932	85,000	-	85,000	(85,000)	-	(85,000)	-	345,932
021	CATV FUND	1,783,304	252,830	-	252,830	(252,830)	-	(252,830)	-	1,783,304
022	PRCSA FEE & DONATION	36,358	-	-	-	(71,700)	-	(71,700)	(71,700)	(35,342)
051	CAPITAL OUTLAY FUND	641,103	1,023,500	292,500	1,316,000	(922,000)	-	(922,000)	394,000	1,035,103
053	CITY SERVICES	1,573,211	3,520,410	-	3,520,410	(3,520,410)	-	(3,520,410)	-	1,573,211
100	SECTION 457 FIDUCIARY ADMIN	77,934	69,300	-	69,300	(93,000)	-	(93,000)	(23,700)	54,234
110	STRONG MOTION INSTRUMENTATION	101,699	16,000	-	16,000	(16,000)	-	(16,000)	-	101,699
111	OPIOID REMEDIATION	1,176,073	601,000	-	601,000	(601,000)	-	(601,000)	-	1,176,073
120	FIRE FACILITIES FUND	612,965	612,960	-	612,960	(811,900)	-	(811,900)	(198,940)	414,025
121	SPECIAL REPAIR/DEMOLITION	651,447	100,000	-	100,000	(100,000)	-	(100,000)	-	651,447
<b>Special Revenue - General Fund Total</b>		<b>8,501,716</b>	<b>6,281,000</b>	<b>10,647,220</b>	<b>16,928,220</b>	<b>(16,283,740)</b>	<b>-</b>	<b>(16,283,740)</b>	<b>644,480</b>	<b>9,146,196</b>
<b>GRANT FUNDS</b>										
031	AIR QUALITY IMPR. (AB 2766)	355,794	725,900	-	725,900	(865,590)	(5,410)	(871,000)	(145,100)	210,694
122	EMERGENCY & HEALTH GRANTS	4,814,712	5,119,960	-	5,119,960	(11,316,410)	(10,270)	(11,326,680)	(6,206,720)	(1,392,008)
123	WORKFORCE INVESTMENT ACT	-	2,648,020	-	2,648,020	(2,612,910)	(35,110)	(2,648,020)	-	-
124	ORANGE COUNTY SSA GRANTS	1,201,336	838,970	-	838,970	(830,800)	(8,170)	(838,970)	-	1,201,336
125	OES UASI	197	444,680	-	444,680	(460,540)	-	(460,540)	(15,860)	(15,663)
128	POLICE BLOCK GRANTS	430,253	808,000	-	808,000	(808,000)	-	(808,000)	-	430,253
130	HOME PROGRAM FEDERAL GRANT	838,823	1,980,040	-	1,980,040	(1,598,300)	(7,370)	(1,605,670)	374,370	1,213,193
135	COMMUNITY DEV BLOCK GRANT	25,622	5,568,240	-	5,568,240	(5,299,460)	(72,930)	(5,372,390)	195,850	221,472
136	HOUSING AUTHORITY-VOUCHER HAP	0	44,855,750	-	44,855,750	(44,405,750)	-	(44,405,750)	450,000	450,000
137	HOUSING AUTHORITY- MAINSTREAM	-	2,488,540	-	2,488,540	(2,938,540)	-	(2,938,540)	(450,000)	(450,000)
138	HOUSING AUTHORITY- MSS	(36,509)	2,894,320	-	2,894,320	(2,857,810)	-	(2,857,810)	36,510	1
139	HOUSING AUTHORITY-NEW CONSTR	145,833	244,730	-	244,730	(545,060)	(190)	(545,250)	(300,520)	(154,687)
140	HOUSING AUTHORITY-VOUCHER ADM	2,344,228	4,510,880	-	4,510,880	(4,697,070)	(70,500)	(4,767,570)	(256,690)	2,087,538
144	PRISON TO EMPLOYMENT PROGRAM	-	927,350	-	927,350	(927,350)	-	(927,350)	-	-
158	PLANNING GRANTS PROGRAM	149,359	6,054,230	-	6,054,230	(5,836,610)	-	(5,836,610)	217,620	366,979
165	OFFICE OF SAFETY GRANT	163,974	139,300	-	139,300	(139,300)	-	(139,300)	-	163,974
169	RECREATION GRANTS FUND	541,136	300,000	-	300,000	(808,480)	-	(808,480)	(508,480)	32,656
179	ARPA EHV HAP	-	1,725,390	-	1,725,390	(1,130,290)	-	(1,130,290)	595,100	595,100
180	ARPA EHV ADMIN FEES	155,760	-	-	-	(140,060)	-	(140,060)	(140,060)	15,700
181	AMERICAN RESCUE PLAN ACT	99,531,856	-	-	-	(10,015,120)	-	(10,015,120)	(10,015,120)	89,516,736
182	HOME-ARP PROGRAM FEDERAL GRANT	-	-	-	-	(2,894,800)	-	(2,894,800)	(2,894,800)	(2,894,800)
183	ARPA - CA FOR ALL YOUTH WDP	-	193,340	-	193,340	(193,340)	-	(193,340)	-	-
<b>Grant Funds Total</b>		<b>110,662,376</b>	<b>82,467,640</b>	<b>-</b>	<b>82,467,640</b>	<b>(101,321,590)</b>	<b>(209,950)</b>	<b>(101,531,540)</b>	<b>(19,063,900)</b>	<b>91,598,476</b>

**Estimated Spendable Fund Balance Summary  
Fiscal Year 2023-2024**

Fund Number	Fund Name	Beginning Balance	FY 23-24 Revenues	FY 23-24 Transfers In	FY 23-24 Total Resources	FY 23-24 Expenditures	FY 23-24 Transfers Out	FY 23-24 Total Uses	Change in Fund Balance	Estimated Ending Fund Balance
<b>OTHER RESTRICTED FUNDS</b>										
020	OTS-TRAFFIC OFFENDER PROGRAM	33,912	14,200	-	14,200	(14,200)	-	(14,200)	-	33,912
023	INMATE WELFARE FUND	1,811,407	410,000	-	410,000	(1,284,700)	-	(1,284,700)	(874,700)	936,707
024	POLICE ACTIVITIES & PROGRAMS	(143,509)	765,120	-	765,120	(802,120)	-	(802,120)	(37,000)	(180,509)
025	IDB & EZ VOUCHER MONITORING	191,427	3,000	-	3,000	-	-	-	3,000	194,427
029	SPECIAL GAS TAX	650,773	16,507,380	-	16,507,380	(9,028,760)	(7,705,530)	(16,734,290)	(226,910)	423,863
074	CIVIC CENTER MAINTENANCE	46,060	3,608,250	1,182,400	4,790,650	(4,223,840)	(10,120)	(4,233,960)	556,690	602,750
133	HOUSING AUTHORITY-ISSUER FEE	2,681,041	83,330	-	83,330	(160,950)	(1,010)	(161,960)	(78,630)	2,602,411
166	US DOJ ASSET FORFEITURE FUND	(28,366)	-	-	-	(500,000)	-	(500,000)	(500,000)	(528,366)
167	US TREASURY ASSET FORFEITURE	604	-	-	-	(155,000)	-	(155,000)	(155,000)	(154,396)
178	COVID-19 RESPONSE	3,227,349	-	-	-	(143,840)	-	(143,840)	(143,840)	3,083,509
185	RENT STABILIZATION	-	3,245,000	-	3,245,000	(2,823,640)	-	(2,823,640)	421,360	421,360
417	CDA INCLUSIONARY HOUSING FEE	6,329,723	71,500	-	71,500	(1,577,000)	(7,530)	(1,584,530)	(1,513,030)	4,816,693
607	HOUSING AUTHORITY LMIHF	3,678,394	770,280	-	770,280	(2,025,880)	(9,240)	(2,035,120)	(1,264,840)	2,413,554
655	2018 SERIES TAX ALLOC BOND	-	-	11,541,790	11,541,790	(11,541,790)	-	(11,541,790)	-	-
670	COSA RDA	484,193	-	125,000	125,000	(125,000)	-	(125,000)	-	484,193
671	COSA RDA OBLIGATION RETIREMENT	10,604,329	12,078,270	-	12,078,270	(411,480)	(11,666,790)	(12,078,270)	-	10,604,329
<b>Other Restricted Funds Total</b>		<b>29,567,335</b>	<b>37,556,330</b>	<b>12,849,190</b>	<b>50,405,520</b>	<b>(34,818,200)</b>	<b>(19,400,220)</b>	<b>(54,218,420)</b>	<b>(3,812,900)</b>	<b>25,754,435</b>
<b>ENTERPRISE FUNDS</b>										
027	PARKING FUND	1,088,037	2,794,990	1,862,320	4,657,310	(4,913,580)	(500)	(4,914,080)	(256,770)	831,267
056	SANITARY SEWER SERVICE	7,824,791	9,146,440	-	9,146,440	(8,621,510)	(2,296,200)	(10,917,710)	(1,771,270)	6,053,521
057	FED CLEAN WATER PROTECTION ENT	1,002,259	1,800,000	2,649,620	4,449,620	(4,464,990)	(200,000)	(4,664,990)	(215,370)	786,889
060	WATER REVENUE	3,367,464	72,037,820	-	72,037,820	(70,871,610)	(1,280,800)	(72,152,410)	(114,590)	3,252,874
067	REGIONAL TRANSP CENTER	442,146	614,600	1,081,870	1,696,470	(1,790,130)	-	(1,790,130)	(93,660)	348,486
068	SANITATION FUND	3,813,748	6,377,900	200,000	6,577,900	(7,571,630)	-	(7,571,630)	(993,730)	2,820,018
069	REFUSE COLLECTION SERVICE	6,601,206	22,089,150	-	22,089,150	(18,194,830)	(3,872,190)	(22,067,020)	22,130	6,623,336
<b>Enterprise Funds Total</b>		<b>24,139,650</b>	<b>114,860,900</b>	<b>5,793,810</b>	<b>120,654,710</b>	<b>(116,428,280)</b>	<b>(7,649,690)</b>	<b>(124,077,970)</b>	<b>(3,423,260)</b>	<b>20,716,390</b>
<b>INTERNAL SERVICE FUNDS</b>										
070	EQUIPMENT REPLACEMENT FUND	5,700,363	1,368,000	-	1,368,000	(625,000)	-	(625,000)	743,000	6,443,363
073	BUILDING MAINT FUND	2,017,994	5,623,060	-	5,623,060	(5,856,780)	-	(5,856,780)	(233,720)	1,784,274
075	FLEET MAINTENANCE/STORES	817,797	5,591,310	-	5,591,310	(6,021,450)	-	(6,021,450)	(430,140)	387,657
076	STORES & PROPERTY CONTROL	(216,456)	2,071,100	-	2,071,100	(2,014,660)	-	(2,014,660)	56,440	(160,016)
080	LIABILITY AND PROPERTY INS FND	14,190,056	12,443,020	4,654,820	17,097,840	(17,253,400)	-	(17,253,400)	(155,560)	14,034,496
081	EMPLOYEE GROUP INSURANCE	(81,236)	26,674,260	2,534,580	29,208,840	(29,864,630)	-	(29,864,630)	(655,790)	(737,026)
082	WORKERS COMPENSATION FUND	16,739,939	10,134,080	-	10,134,080	(10,036,980)	-	(10,036,980)	97,100	16,837,039
085	CITY YARD OPERATION	(116,418)	1,466,190	-	1,466,190	(1,587,040)	-	(1,587,040)	(120,850)	(237,268)
086	PUB WKS ENG/PROJ MGMT	(197,170)	6,922,870	-	6,922,870	(8,150,120)	(113,020)	(8,263,140)	(1,340,270)	(1,537,440)
101	PUB WKS-ADMIN & PLANNING	33,241	7,724,640	243,500	7,968,140	(8,832,860)	(94,300)	(8,927,160)	(959,020)	(925,779)
109	INFO SYS STRATEGIC PLAN	3,986,808	9,457,040	-	9,457,040	(13,120,630)	-	(13,120,630)	(3,663,590)	323,218
<b>Internal Service Funds Total</b>		<b>42,874,919</b>	<b>89,475,570</b>	<b>7,432,900</b>	<b>96,908,470</b>	<b>(103,363,550)</b>	<b>(207,320)</b>	<b>(103,570,870)</b>	<b>(6,662,400)</b>	<b>36,212,519</b>



**Estimated Spendable Fund Balance Summary  
Fiscal Year 2023-2024**

Fund Number	Fund Name	Beginning Balance	FY 23-24 Revenues	FY 23-24 Transfers In	FY 23-24 Total Resources	FY 23-24 Expenditures	FY 23-24 Transfers Out	FY 23-24 Total Uses	Change in Fund Balance	Estimated Ending Fund Balance
<b>CAPITAL PROJECT FUNDS</b>										
032	MEASURE M-STREET CONSTRUCTION	9,680,181	32,494,040	-	32,494,040	(17,704,170)	-	(17,704,170)	14,789,870	24,470,051
034	NEW TRANSP SYS IMPR AREA E	204,826	-	-	-	(204,830)	-	(204,830)	(204,830)	(4)
035	NEW TRANSP SYS IMPR AREA F	145,085	-	-	-	(140,000)	-	(140,000)	(140,000)	5,085
049	TRANSP SYS IMPR AREA G	98,750	-	-	-	(99,010)	-	(99,010)	(99,010)	(260)
054	SANITARY SEWER CAPITAL	889	50,000	2,000,000	2,050,000	(2,027,980)	-	(2,027,980)	22,020	22,909
055	SEWER CONNECTION FEE	(486,200)	1,090,000	-	1,090,000	-	-	-	1,090,000	603,800
058	RESIDENTIAL STREET IMPROVEMENT	5,388,339	500,000	-	500,000	(148,870)	-	(148,870)	351,130	5,739,469
059	SELECT STREET CONSTRUCTION	7,384,119	114,000	10,079,480	10,193,480	(12,181,200)	-	(12,181,200)	(1,987,720)	5,396,399
148	TRAFFIC SYSTEM MGMT GRANT	(111,469)	4,695,000	-	4,695,000	(85,000)	-	(85,000)	4,610,000	4,498,531
400	POLICE UUT LEASE REVENUE BONDS	11,912	-	4,623,910	4,623,910	(4,623,910)	-	(4,623,910)	-	11,912
404	COSA 2014 LEASE FINANCING	71,218	-	5,150,750	5,150,750	(5,150,750)	-	(5,150,750)	-	71,218
<b>Capital Project Funds Total</b>		<b>22,387,650</b>	<b>38,943,040</b>	<b>21,854,140</b>	<b>60,797,180</b>	<b>(42,365,720)</b>	<b>-</b>	<b>(42,365,720)</b>	<b>18,431,460</b>	<b>40,819,110</b>
<b>DEBT SERVICE FUND</b>										
406	2021 PENSION OBLIGATION BONDS	8,900	-	11,762,200	11,762,200	(11,762,140)	-	(11,762,140)	60	8,960
<b>Debt Service Fund Total</b>		<b>8,900</b>	<b>-</b>	<b>11,762,200</b>	<b>11,762,200</b>	<b>(11,762,140)</b>	<b>-</b>	<b>(11,762,140)</b>	<b>60</b>	<b>8,960</b>
<b>GRAND TOTAL - ALL FUNDS</b>		<b>\$ 347,515,409</b>	<b>\$ 770,363,150</b>	<b>\$ 70,499,460</b>	<b>\$ 840,862,610</b>	<b>\$ (797,333,620)</b>	<b>\$ (70,499,460)</b>	<b>\$ (867,833,080)</b>	<b>\$ (26,970,470)</b>	<b>\$ 320,544,939</b>



**This Page Intentionally  
Left Blank**

# Debt Management

## Debt Service Schedule - FY 2023-24

OBLIGATIONS	PLEGDED REVENUES	FUND	FY 23-24		FY 24- 25	FY 25-26	FY 26-27	FY 27-28
			Principal Pmts	Interest Pmts				
<b>Capital Lease Obligations (City Obligations)</b>								
Civic Center Parking Project	General Fund	011	577,507	59,513	637,019	637,019	-	-
Motorola Equipment Lease-Purchase 800 MHz Countywide System	Various	Various	444,254	42,512	973,530	-	-	-
Partnership Costs related to 800 MHz Countywide System	Various	Various	315,421	16,018	330,439	-	-	-
	<b>Total</b>		<b>1,337,181</b>	<b>118,043</b>	<b>1,940,988</b>	<b>637,019</b>	<b>-</b>	<b>-</b>
<b>Long-Term Liabilities (City Obligations)</b>								
Police Administration & Holding Facility 1994 (50%)	General Fund	400	4,342,500	271,407	-	-	-	-
Streetlights Acquisition Upgrade	General Fund	011	622,196	160,354	782,550	782,550	782,550	782,550
2019 Gas Tax Refunding	Gas Tax	029	1,465,000	1,764,875	3,234,625	3,225,625	3,227,750	3,225,625
Water Revenue Bonds Series 2014	Water Revenue	060	905,000	450,738	1,351,400	1,348,275	1,352,950	1,345,375
2014 Lease Revenue Financing (50% 2004 SAPD/City Hall)	Various	404	4,895,000	255,743	735,094	730,531	735,031	733,500
Southern CA On Bill Financing 8/2011	Various	Various	315,421	16,018	331,439	-	-	-
2018A Tax Allocation Refunding Bonds	ROPS	655	830,000	439,000	1,271,375	1,266,625	1,269,625	1,270,125
2018B Tax Allocation Refunding Bonds	ROPS	655	8,635,000	1,629,139	10,589,150	10,916,080	11,855,217	4,492,044
2021 Pension Obligation Bonds	General Fund	011	2,065,000	10,987,744	14,317,803	16,902,631	19,641,812	23,595,708
	<b>Total</b>		<b>24,075,117</b>	<b>15,975,017</b>	<b>18,295,633</b>	<b>18,269,686</b>	<b>19,223,124</b>	<b>11,849,219</b>
<b>Total City Obligations</b>			<b>25,412,298</b>	<b>16,093,060</b>	<b>20,236,621</b>	<b>18,906,705</b>	<b>19,223,124</b>	<b>11,849,219</b>
<b>Special Assessment Debt with No City Commitment</b>								
Warner Industrial Community	Conduit Debt- Property Tax Assessments	N/A	75,000	29,388	102,888	101,388	99,841	103,144
	<b>Total</b>		<b>75,000</b>	<b>29,387.52</b>	<b>102,888</b>	<b>101,388</b>	<b>99,841</b>	<b>103,144</b>



**This Page Intentionally  
Left Blank**

# Department Budget Details





**This Page Intentionally  
Left Blank**

# General Fund Miscellaneous Revenues



The logo for Santa Ana College is centered in the background. It features a circular emblem with a stylized building and sunburst rays. Below the emblem is a banner with the text "SANTA ANA".

**This Page Intentionally  
Left Blank**



# Miscellaneous Revenue

## REVENUE

Fund	ACTUAL FY 20-21	ACTUAL FY 21-22	ADOPTED FY 22-23	ADOPTED FY 23-24	VARIANCE (FROM PRIOR FY)	PERCENTAGE VARIANCE
011 GENERAL FUND	305,634,985	330,232,789	342,240,140	345,066,820	2,826,680	0.83%
012 CANNABIS PUBLIC BENEFIT	13,389,793	13,792,352	14,233,300	10,354,720	(3,878,580)	-27.25%
051 CAPITAL OUTLAY FUND	748,279	748,279	715,500	716,000	500	0.07%
176 CARES ACT-STATE	28,624,093	-	-	-	-	0.00%
181 American Rescue Plan Act	291,538	8,355,421	-	-	-	0.00%
<b>TOTAL REVENUE</b>	<b>348,688,688</b>	<b>353,128,841</b>	<b>357,188,940</b>	<b>356,137,540</b>	<b>(1,051,400)</b>	<b>-0.29%</b>

## EXPENDITURE

Fund	ACTUAL FY 20-21	ACTUAL FY 21-22	ADOPTED FY 22-23	ADOPTED FY 23-24	VARIANCE (FROM PRIOR FY)	PERCENTAGE VARIANCE
175 CARES Act- CESF PD	23,383	-	-	-	-	0.00%
<b>TOTAL EXPENDITURE</b>	<b>23,383</b>	<b>-</b>	<b>-</b>	<b>-</b>	<b>-</b>	<b>0.00%</b>



**This Page Intentionally  
Left Blank**

**GENERAL FUND**

MISCELLANEOUS REVENUE		ACCOUNTING UNIT			
MISCELLANEOUS REVENUE		01102002			
Account Code	LINE ITEM RESOURCES	ACTUAL FY 20-21	ACTUAL FY 21-22	ADOPTED FY 22-23	ADOPTED FY 23-24
50011	Property Tax	40,340,994	42,146,722	44,305,000	46,343,390
50012	Santa Ana Residual	10,129,450	11,033,858	10,130,000	11,000,000
50015	Prop Tax Pass-through	1,510,097	1,710,385	1,753,340	2,170,000
50016	Prop Tax-In Lieu VLF	36,073,260	37,849,600	39,800,000	42,044,300
50020	Sales Tax	54,999,505	62,611,039	64,550,000	64,715,400
50021	Half-Cent Sales Tax (Safety)	2,440,216	2,690,106	2,718,100	2,871,200
50022	Sales Tax Measure X	75,094,336	86,003,001	88,102,000	88,616,400
50030	Hotel Visitor's Tax	4,349,952	7,494,715	8,500,000	8,500,000
50031	Utility User Tax-Electric	12,132,890	13,722,961	13,100,000	15,100,000
50032	Utility User Tax-Gas	2,588,458	3,269,163	3,200,000	3,200,000
50033	Utility User Tax-Telephone	4,686,308	4,481,448	4,600,000	4,000,000
50034	Utility User Tax-Water	3,243,775	3,370,929	3,500,000	3,500,000
50045	Business Tax	13,718,021	15,707,535	15,000,000	15,000,000
50046	Medical Marijuana Taxes	1,297,741	843,884	850,000	528,000
50050	Gas Utility	445,137	548,950	427,100	550,000
50051	Electrical Utility	1,269,621	1,389,714	1,234,000	1,400,000
50053	CATV Franchise Fee	1,352,727	1,016,032	1,299,000	1,000,000
50056	Refuse Franchise Fee – Residential	1,851,500	1,851,500	0	0
50057	Refuse Franchise Fee – Commercial	6,769,284	6,960,635	0	0
50058	Refuse Franchise Fee	0	0	8,000,000	8,000,000
50100	Commercial Cannabis - Cultivation Tax	416,558	1,273,815	1,100,000	229,000
50101	Commercial Cannabis - Distribution Tax	961,988	864,130	1,100,000	124,000
50102	Commercial Cannabis - Manufacturing Tax	167,908	222,652	130,000	58,000
50103	Commercial Cannabis - Testing Facility Tax	91,271	34,120	20,000	5,000
50104	Adult-Use Retail Business Cannabis Tax	18,264,957	20,590,145	19,000,000	15,116,130
50200	Documentary Stamp Tax	1,217,102	1,524,501	1,085,000	1,000,000
50201	Homeowner Prop Tax Subvention	183,369	182,115	188,000	182,000
50501	Motor Vehicle Licenses	245,739	382,815	225,100	300,000
53902	Misc Service Charge	1,794	897	0	0
53912	Lobbyist Registration Fee (initial)	0	0	20,000	20,000
57000	Expense Reimbursement	175,251	143,285	104,000	100,000
57010	Miscellaneous Recoveries	530,980	221,027	0	75,000
57070	Sale of Printed Material	0	440	500	0
57071	Sale of Land	500,000	242	0	0
57082	Contributions and Donations	8,543	0	0	0
57892	Fraud Recovery-Restitution	0	10,833	0	0
57901	Indirect Cost Recovery	5,859,157	6,829,744	7,500,000	8,395,000
57960	Rental Of Property	167,960	203,156	224,000	224,000
57972	Sale of Equipment	0	238,070	0	0
58000	Earning On Investments	586,586	896,883	475,000	700,000
58002	Net Increase (Decrease) In Fai	(788,763)	(8,091,179)	0	0
58005	Investment Income-Trustee	(545)	2,921	0	0
59000	Transfer From Fund 050	2,751,858	0	0	0
	<b>SUBTOTAL REVENUES</b>	<b>305,634,985</b>	<b>330,232,789</b>	<b>342,240,140</b>	<b>345,066,820</b>
	<b>TOTAL</b>	<b>305,634,985</b>	<b>330,232,789</b>	<b>342,240,140</b>	<b>345,066,820</b>



**This Page Intentionally  
Left Blank**

# City Manager's Office





**This Page Intentionally  
Left Blank**

## City Manager's Office Position Summary

Authorized Personnel	Funded FY 22-23	Workforce Changes	Funded FY 23-24
Administrative Receptionist (Excepted) (UC)	0	1	1
Administrative Secretary (Excepted) (UC)	1	0	1
Assistant City Manager (EM)	1	0	1
Assistant to the City Manager (Excepted) (MM)	1	(1)	0
City Manager (EM)	1	0	1
Equity and Inclusion Coordinator (Excepted) (UC) <sup>1</sup>	1	0	1
Executive Assistant (Excepted) (UC)	2	0	2
Management Aide (Excepted) (UC) <sup>2</sup>	2	(1)	1
Management Analyst (Excepted) (UC) <sup>2,3</sup>	3	0	3
Principal Management Analyst (Excepted) (AM) <sup>2</sup>	1	0	1
Public Affairs Information Officer (Excepted) (AM)	1	0	1
Receptionist <sup>4</sup>	1	(1)	0
Secretary to the City Manager (Excepted) (AM)	1	0	1
Strategic Communications Manager (Excepted) (MM)	0	1	1
<b>Funded Total</b>	<b>16</b>	<b>(1)</b>	<b>15</b>

<sup>1</sup> Job title change in FY 22-23 Mid-Year Report Reso #2023-013

<sup>2</sup> Organizational Change in FY 22-23

<sup>3</sup> Position added in FY 22-23 funded by ARPA Reso #2022-066

<sup>4</sup> Position added in FY 22-23 1st Quarter Report Reso #2022-088

GENERAL FUND	13.00
FEDERAL/STATE GRANTS	2.00
<b>TOTAL FUNDED POSITIONS</b>	<b>15.00</b>

The logo for Santa Ana College is centered in the background. It features a circular emblem with a stylized building and a sunburst pattern. Below the emblem is a banner with the text "SANTA ANA".

**This Page Intentionally  
Left Blank**



# CITY MANAGER'S OFFICE

## DEPARTMENT PROGRAMS



### Operations

- Under the leadership of the City Council and in partnership with City departments, implement the City Council's goals and priorities as articulated in the Five-Year Strategic Plan, annual City Budget, and all other official policy directives.



### Communications

- Use digital tools to empower City departments to conduct effective community engagement and create a feedback loop, and work within the City government to facilitate internal communications.



### Administrative Support

- Provide specialized administrative support to the City Council, City Manager, and members of the Executive Management Team.

# Operations

Budget

Legislative Affairs

Policy Analysis

Product and Project Management

Program Evaluation

# Communications

Media Relations

Video Services

Social Media

Strategic Communications

# Administrative Support

City Council Administrative Support

City Manager's Office Administrative Services

Constituent Services

Executive Management Team Administrative Support

# *Department Summary*

The City Manager's Office is responsible for administering all of the policy decisions made by the City Council. The City Manager's Office facilitates effective and efficient service delivery under the leadership of the City Council and in compliance with the City Charter, Santa Ana Municipal Code, and all applicable laws and regulations. The City Manager's Office consists of three functional areas: Operations, Communications, and Administrative Support.

## *Accomplishments*

- Partnered with community organizations to distribute ready-to-eat meals and groceries, having fed approximately 171,000 individuals as of April 2023.
- In 2022, issued 62 press releases and media advisories, produced 21 event and public service announcement videos, and added 3,000 new followers on Facebook and 9,000 on Instagram.
- Prepared 16 amendments to the City Charter to modernize the Charter and streamline operations.
- Assisted the City Clerk's Office with the 2022 ward re-boundary process to establish new ward boundaries.
- Assisted the City Clerk's Office with preparing an ordinance to require lobbyists to register and report lobbying activity.
- Conducted community engagement and prepared an ordinance to establish the City's first Police Oversight Commission.
- On boarded contracted City Council Aides to provide dedicated support to the City Council.
- Successfully advocated for \$2.5 million in federal earmarks to support the Downtown Business Improvements Initiative, which includes installation of a mesh Wi-Fi system in Downtown Santa Ana.
- Successfully advocated for \$9 million state earmarks to fund improvements to the Civic Center and to support downtown businesses.

# Strategic Priorities



**Financial Stability** Protect and enhance revenue streams while maintaining a healthy reserve balance to provide for the expenditure of funds in support of the long- term priorities of the City' s strategic plan.



**Community Safety** Provide a safe environment for residents and visitors while reducing crime and addressing the impacts of homelessness on our quality of life.








**Modern Facilities & Infrastructure** Ensure maintenance and preservation of City facilities and roadways to better serve the population and visitors.



**Efficient City Services** Streamline the methods of providing services to help ensure doing business with the City is easier and more efficient.



**Economic Diversification & Expansion** Enhance economic vitality by growing revenue streams, attracting quality jobs, diverse businesses and desired amenities for residents.

Strategic Plan & Goals For FY 23-24					
Conduct a study to assess language literacy among Santa Ana residents to identify opportunities to improve communications and community engagement between the City government and residents.				X	
Improve service delivery at City Hall by making in-person services easy to use and work for everyone, and use digital tools, such as a constituent-relationship management (CRM) tool, to make services accessible and available online.				X	
As directed by the City Council, work with City departments to administer City Council subcommittees to facilitate specific policy discussions.				X	
Launch a cross-departmental legislative affairs working group to leverage the City Council's legislative priorities with advocacy opportunities.				X	

# KEY PERFORMANCE MEASURES

**Strategic Priority: Efficient City Services**

Measure	5-Year Trajectory	FY 21-22 Actual	FY 22-23 Target	FY 23-24 Target
Number of legislative position letters submitted to the Legislature	Significant	95	20% increase	25% increase
Number of new Visitors to the City website	Modest	1.04 million visitors	1.3 million visitors	1.4 million visitors
Number of constituent issues resolved	Modest	-	-	1,000
Resident Satisfaction	Significant	-	-	75 percent of respondents are satisfied overall with City services



**This Page Intentionally  
Left Blank**

# City Manager

## REVENUE

Fund	ACTUAL FY 20-21	ACTUAL FY 21-22	ADOPTED FY 22-23	ADOPTED FY 23-24	VARIANCE (FROM PRIOR FY)	PERCENTAGE VARIANCE
021 CATV FUND	154,421	555,562	250,000	252,830	2,830	1.13%
178 COVID-19 RESPONSE	-	-	3,500,000	-	(3,500,000)	-100.00%
<b>TOTAL REVENUE</b>	<b>154,421</b>	<b>555,562</b>	<b>3,750,000</b>	<b>252,830</b>	<b>(3,497,170)</b>	<b>-93.26%</b>

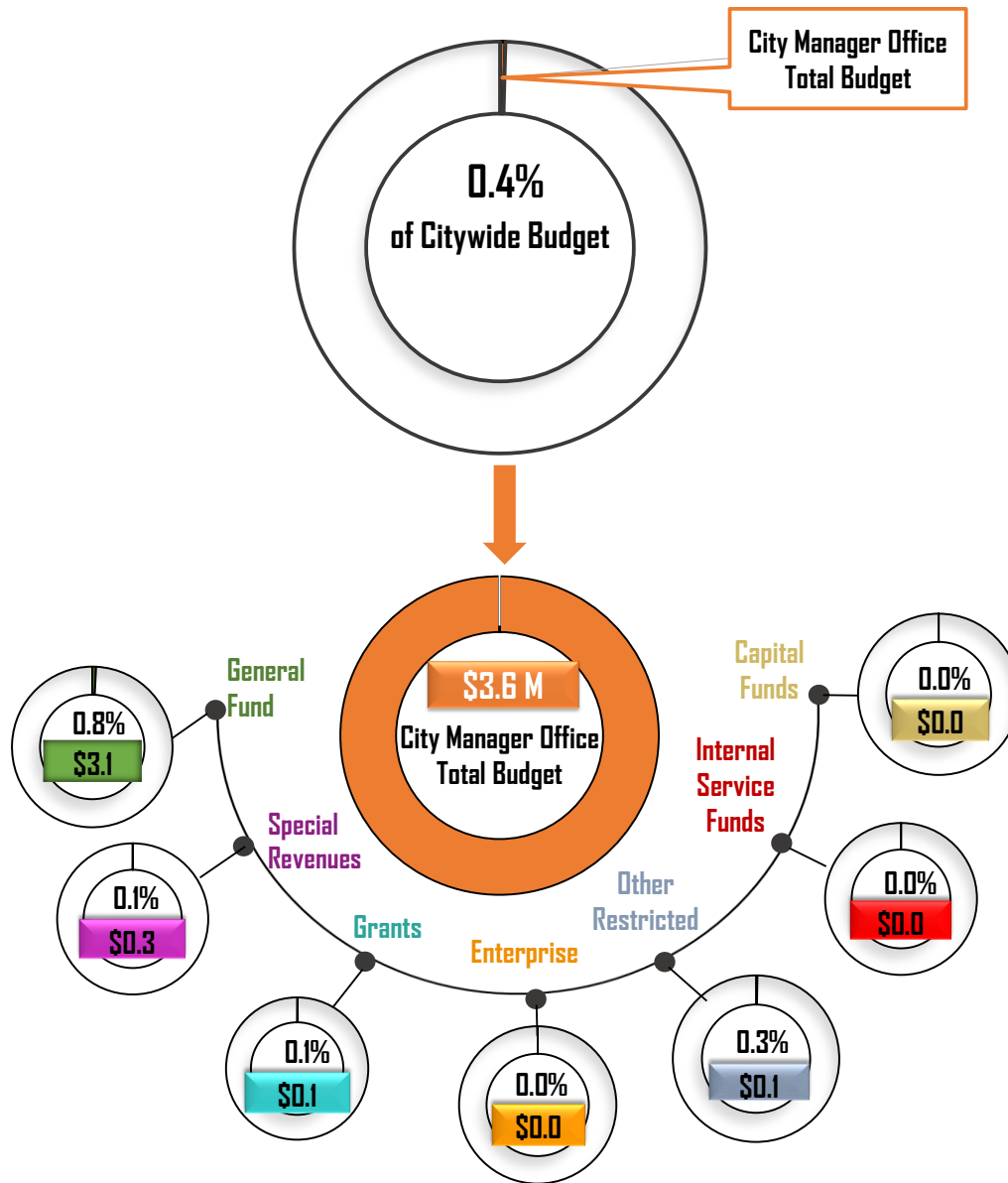
## EXPENDITURE

Fund	ACTUAL FY 20-21	ACTUAL FY 21-22	ADOPTED FY 22-23	ADOPTED FY 23-24	VARIANCE (FROM PRIOR FY)	PERCENTAGE VARIANCE
011 GENERAL FUND	1,874,593	2,350,335	2,904,040	3,144,680	240,640	8.29%
021 CATV FUND	24,815	24,624	250,000	252,830	2,830	1.13%
176 CARES ACT-STATE	8,482,745	-	-	-	-	0.00%
178 COVID-19 RESPONSE	-	137,782	134,870	143,840	8,970	6.65%
181 American Rescue Plan Act	-	458,868	157,730	104,480	(53,250)	-33.76%
<b>TOTAL EXPENDITURE</b>	<b>10,382,152</b>	<b>2,971,608</b>	<b>3,446,640</b>	<b>3,645,830</b>	<b>199,190</b>	<b>5.78%</b>



**This Page Intentionally  
Left Blank**







**This Page Intentionally  
Left Blank**

**GENERAL FUND  
DEPARTMENT RESOURCE SUMMARY**

**CITY MANAGER**

ACTIVITIES	ACTUAL FY 20-21	ACTUAL FY 21-22	ADOPTED FY 22-23	ADOPTED FY 23-24
EXPENDITURES				
01103010 CITY MANAGER	1,774,593	1,886,993	2,604,040	2,844,680
01103017 CMO - SERVICE ENHANCEMENT	100,000	463,342	300,000	300,000
TOTAL EXPENDITURES	1,874,593	2,350,335	2,904,040	3,144,680
OPERATING EXPENSES	ACTUAL FY 20-21	ACTUAL FY 21-22	ADOPTED FY 22-23	ADOPTED FY 23-24
61000 SALARIES & BENEFITS	1,374,768	1,720,158	2,151,120	2,375,220
62000 CONTRACTUALS	247,568	434,910	512,800	460,990
63000 COMMODITIES	29,326	23,745	38,350	40,520
65000 FIXED CHARGES	222,930	171,522	201,770	230,120
66000 CAPITAL	0	0	0	37,830
<b>TOTAL</b>	<b>1,874,593</b>	<b>2,350,335</b>	<b>2,904,040</b>	<b>3,144,680</b>

**GENERAL FUND**

**CITY MANAGER**

**ACCOUNTING UNIT**

**CMO - SERVICE ENHANCEMENT**

**01103017**

<b>Account Code</b>	<b>LINE ITEM RESOURCES</b>	<b>ACTUAL FY 20-21</b>	<b>ACTUAL FY 21-22</b>	<b>ADOPTED FY 22-23</b>	<b>ADOPTED FY 23-24</b>
61000	Salaries Regular	0	129,256	0	0
61040	Salaries Overtime	0	307	0	0
61100	Retirement-Employer Normal Cost	0	15,205	0	0
61120	Medicare Insurance	0	1,857	0	0
61130	Health Insurance	0	33,383	0	0
	<b>SUBTOTAL SALARIES &amp; BENEFITS</b>	<b>0</b>	<b>180,008</b>	<b>0</b>	<b>0</b>
62300	Contract Services-Professional	100,000	283,333	300,000	300,000
	<b>SUBTOTAL CONTRACTUALS</b>	<b>100,000</b>	<b>283,333</b>	<b>300,000</b>	<b>300,000</b>
	<b>TOTAL</b>	<b>100,000</b>	<b>463,342</b>	<b>300,000</b>	<b>300,000</b>

**GENERAL FUND**

CITY MANAGER		ACCOUNTING UNIT			
CITY MANAGER		01103010			
Account Code	LINE ITEM RESOURCES	ACTUAL FY 20-21	ACTUAL FY 21-22	ADOPTED FY 22-23	ADOPTED FY 23-24
61000	Salaries Regular	1,032,593	1,120,963	1,554,970	1,685,260
61010	Salaries Cash Out/Separation	1,512	0	0	0
61020	Salaries Part-Time	17,584	121,011	157,330	161,430
61040	Salaries Overtime	17,348	30,244	0	0
61100	Retirement-Employer Normal Cost	83,394	78,567	118,720	153,680
61110	Part-Time Retirement	659	1,616	5,900	5,900
61120	Medicare Insurance	15,438	18,379	24,930	26,440
61130	Health Insurance	125,842	109,786	213,720	251,880
61170	Retiree Health Benefits	1,549	9,113	10,610	10,510
61180	Worker Compensation Insurance	78,850	50,470	64,940	80,120
	<b>SUBTOTAL SALARIES &amp; BENEFITS</b>	<b>1,374,768</b>	<b>1,540,150</b>	<b>2,151,120</b>	<b>2,375,220</b>
62010	Communications	67,611	110,711	80,000	53,190
62120	Training, Transportation, Meetings	16,678	8,047	35,000	35,000
62131	SAMA Wellness and Fitness Program Reimbursements	0	2,709	1,500	1,500
62140	Membership, Subscription & Dues	2,062	3,986	10,000	10,000
62300	Contract Services-Professional	42,596	10,237	68,300	43,300
62600	Parking Validation	12,621	3,887	6,000	6,000
62700	Auto Expense	6,000	12,000	12,000	12,000
	<b>SUBTOTAL CONTRACTUALS</b>	<b>147,568</b>	<b>151,577</b>	<b>212,800</b>	<b>160,990</b>
63001	Miscellaneous Operating Expenses	28,770	23,484	35,500	37,670
63300	Gas & Diesel	556	261	2,850	2,850
	<b>SUBTOTAL COMMODITIES</b>	<b>29,326</b>	<b>23,745</b>	<b>38,350</b>	<b>40,520</b>
65000	Building Rental	49,860	34,880	42,420	42,420
65010	Rental City Equipment	6,800	6,768	8,260	3,040
65011	Equipment Replacement Charges	6,200	6,120	1,560	3,330
65012	Accident Repair & Replacement	600	504	0	0
65040	IT Maintenance Charge	60,240	57,580	55,770	71,110
65100	Insurance Charges	91,960	59,400	81,310	96,000
65105	Benefits Overhead	3,820	2,820	12,450	14,220
65210	Delivery Charges	3,450	3,450	0	0
	<b>SUBTOTAL FIXED CHARGES</b>	<b>222,930</b>	<b>171,522</b>	<b>201,770</b>	<b>230,120</b>
66511	Computer Software Subscriptions	0	0	0	37,830
	<b>SUBTOTAL CAPITAL</b>	<b>0</b>	<b>0</b>	<b>0</b>	<b>37,830</b>
	<b>TOTAL</b>	<b>1,774,593</b>	<b>1,886,993</b>	<b>2,604,040</b>	<b>2,844,680</b>

**CATV FUND  
DEPARTMENT RESOURCE SUMMARY**

**CITY MANAGER**

ACTIVITIES	ACTUAL FY 20-21	ACTUAL FY 21-22	ADOPTED FY 22-23	ADOPTED FY 23-24
REVENUES				
50054    CATV Peg Access Support	144,504	544,029	240,000	242,830
58000    Earning On Investments	9,917	11,534	10,000	10,000
TOTAL REVENUES	154,421	555,562	250,000	252,830
EXPENDITURES				
02103010  CATV CAPITAL SUPPORT (PEG)	24,815	24,624	250,000	252,830
TOTAL EXPENDITURES	24,815	24,624	250,000	252,830
OPERATING EXPENSES	ACTUAL FY 20-21	ACTUAL FY 21-22	ADOPTED FY 22-23	ADOPTED FY 23-24
62000    CONTRACTUALS	2,569	2,824	225,000	227,830
63000    COMMODITIES	22,245	21,800	25,000	25,000
<b>TOTAL</b>	<b>24,815</b>	<b>24,624</b>	<b>250,000</b>	<b>252,830</b>

**CATV FUND**

CITY MANAGER		ACCOUNTING UNIT			
CATV CAPITAL SUPPORT (PEG)		02103002			
Account Code	LINE ITEM RESOURCES	ACTUAL FY 20-21	ACTUAL FY 21-22	ADOPTED FY 22-23	ADOPTED FY 23-24
50054	CATV Peg Access Support	144,504	544,029	240,000	242,830
58000	Earning On Investments	9,917	11,534	10,000	10,000
	<b>SUBTOTAL REVENUES</b>	<b>154,421</b>	<b>555,562</b>	<b>250,000</b>	<b>252,830</b>
	<b>TOTAL</b>	<b>154,421</b>	<b>555,562</b>	<b>250,000</b>	<b>252,830</b>

**CATV FUND**

**CITY MANAGER**

**ACCOUNTING UNIT**

**CATV CAPITAL SUPPORT (PEG)**

**02103010**

<b>Account Code</b>	<b>LINE ITEM RESOURCES</b>	<b>ACTUAL FY 20-21</b>	<b>ACTUAL FY 21-22</b>	<b>ADOPTED FY 22-23</b>	<b>ADOPTED FY 23-24</b>
62010	Communications	2,569	2,824	0	2,830
62300	Contract Services-Professional	0	0	225,000	225,000
	<b>SUBTOTAL CONTRACTUALS</b>	<b>2,569</b>	<b>2,824</b>	<b>225,000</b>	<b>227,830</b>
63001	Miscellaneous Operating Expenses	22,245	21,800	25,000	25,000
	<b>SUBTOTAL COMMODITIES</b>	<b>22,245</b>	<b>21,800</b>	<b>25,000</b>	<b>25,000</b>
	<b>TOTAL</b>	<b>24,815</b>	<b>24,624</b>	<b>250,000</b>	<b>252,830</b>



**CARES ACT-STATE  
DEPARTMENT RESOURCE SUMMARY**

**CITY MANAGER**

<b>ACTIVITIES</b>		<b>ACTUAL FY 20-21</b>	<b>ACTUAL FY 21-22</b>	<b>ADOPTED FY 22-23</b>	<b>ADOPTED FY 23-24</b>
EXPENDITURES					
17603010	CARES ACT-STATE CMO	8,482,745	0	0	0
	TOTAL EXPENDITURES	8,482,745	0	0	0
<b>OPERATING EXPENSES</b>		<b>ACTUAL FY 20-21</b>	<b>ACTUAL FY 21-22</b>	<b>ADOPTED FY 22-23</b>	<b>ADOPTED FY 23-24</b>
61000	SALARIES & BENEFITS	22,343	0	0	0
62000	CONTRACTUALS	7,021,631	0	0	0
63000	COMMODITIES	1,438,770	0	0	0
	<b>TOTAL</b>	<b>8,482,745</b>	<b>0</b>	<b>0</b>	<b>0</b>

**CARES ACT-STATE**

CITY MANAGER		ACCOUNTING UNIT			
CARES ACT-STATE CMO		17603010			
Account Code	LINE ITEM RESOURCES	ACTUAL FY 20-21	ACTUAL FY 21-22	ADOPTED FY 22-23	ADOPTED FY 23-24
61000	Salaries Regular	16,213	0	0	0
61040	Salaries Overtime	3,608	0	0	0
61100	Retirement-Employer Normal Cost	1,156	0	0	0
61120	Medicare Insurance	278	0	0	0
61130	Health Insurance	1,088	0	0	0
	<b>SUBTOTAL SALARIES &amp; BENEFITS</b>	<b>22,343</b>	<b>0</b>	<b>0</b>	<b>0</b>
62300	Contract Services-Professional	52,733	0	0	0
62324	Contract Services-UCI	1,044,358	0	0	0
62325	Contract Services-High Risk Testing	5,862,850	0	0	0
62326	Contract Services-Trilingual Nursing Hotline	42,690	0	0	0
62332	Contract Services-Special Design Masks	19,000	0	0	0
	<b>SUBTOTAL CONTRACTUALS</b>	<b>7,021,631</b>	<b>0</b>	<b>0</b>	<b>0</b>
63001	Miscellaneous Operating Expenses	1,438,770	0	0	0
	<b>SUBTOTAL COMMODITIES</b>	<b>1,438,770</b>	<b>0</b>	<b>0</b>	<b>0</b>
	<b>TOTAL</b>	<b>8,482,745</b>	<b>0</b>	<b>0</b>	<b>0</b>

**COVID-19 RESPONSE  
DEPARTMENT RESOURCE SUMMARY**

**CITY MANAGER**

<b>ACTIVITIES</b>		<b>ACTUAL FY 20-21</b>	<b>ACTUAL FY 21-22</b>	<b>ADOPTED FY 22-23</b>	<b>ADOPTED FY 23-24</b>
<b>REVENUES</b>					
52008	Federal Grant-Direct COVID	0	0	3,500,000	0
	<b>TOTAL REVENUES</b>	0	0	3,500,000	0
<b>EXPENDITURES</b>					
17803010	COVID-19 RESPONSE - CMO	0	0	134,870	0
17803011	HEALTH & EQUITY LITERACY	0	137,782	0	143,840
	<b>TOTAL EXPENDITURES</b>	0	137,782	134,870	143,840
<b>OPERATING EXPENSES</b>		<b>ACTUAL FY 20-21</b>	<b>ACTUAL FY 21-22</b>	<b>ADOPTED FY 22-23</b>	<b>ADOPTED FY 23-24</b>
61000	SALARIES & BENEFITS	0	55,212	134,870	140,140
62000	CONTRACTUALS	0	82,525	0	0
63000	COMMODITIES	0	45	0	0
65000	FIXED CHARGES	0	0	0	3,700
	<b>TOTAL</b>	<b>0</b>	<b>137,782</b>	<b>134,870</b>	<b>143,840</b>

**COVID-19 RESPONSE**

<b>CITY MANAGER</b>		<b>ACCOUNTING UNIT</b>			
<b>HEALTH &amp; EQUITY LITERACY</b>		<b>17803002</b>			
<b>Account Code</b>	<b>LINE ITEM RESOURCES</b>	<b>ACTUAL FY 20-21</b>	<b>ACTUAL FY 21-22</b>	<b>ADOPTED FY 22-23</b>	<b>ADOPTED FY 23-24</b>
52008	Federal Grant-Direct COVID	0	0	3,500,000	0
	<b>SUBTOTAL REVENUES</b>	<b>0</b>	<b>0</b>	<b>3,500,000</b>	<b>0</b>
	<b>TOTAL</b>	<b>0</b>	<b>0</b>	<b>3,500,000</b>	<b>0</b>

**COVID-19 RESPONSE**

<b>CITY MANAGER</b>		<b>ACCOUNTING UNIT</b>			
<b>COVID-19 RESPONSE - CMO</b>		<b>17803010</b>			
Account Code	LINE ITEM RESOURCES	ACTUAL FY 20-21	ACTUAL FY 21-22	ADOPTED FY 22-23	ADOPTED FY 23-24
61000	Salaries Regular	0	0	98,180	0
61100	Retirement-Employer Normal Cost	0	0	11,030	0
61120	Medicare Insurance	0	0	1,420	0
61130	Health Insurance	0	0	24,240	0
	<b>SUBTOTAL SALARIES &amp; BENEFITS</b>	<b>0</b>	<b>0</b>	<b>134,870</b>	<b>0</b>
	<b>TOTAL</b>	<b>0</b>	<b>0</b>	<b>134,870</b>	<b>0</b>

**COVID-19 RESPONSE**

CITY MANAGER		ACCOUNTING UNIT			
HEALTH & EQUITY LITERACY		17803011			
Account Code	LINE ITEM RESOURCES	ACTUAL FY 20-21	ACTUAL FY 21-22	ADOPTED FY 22-23	ADOPTED FY 23-24
61000	Salaries Regular	0	45,963	0	82,370
61100	Retirement-Employer Normal Cost	0	5,390	0	10,340
61102	Retirement- Employer Unfunded- Miscellaneous	0	0	0	19,310
61120	Medicare Insurance	0	656	0	1,190
61130	Health Insurance	0	3,203	0	24,240
61180	Worker Compensation Insurance	0	0	0	2,690
	<b>SUBTOTAL SALARIES &amp; BENEFITS</b>	<b>0</b>	<b>55,212</b>	<b>0</b>	<b>140,140</b>
62300	Contract Services-Professional	0	82,525	0	0
	<b>SUBTOTAL CONTRACTUALS</b>	<b>0</b>	<b>82,525</b>	<b>0</b>	<b>0</b>
63001	Miscellaneous Operating Expenses	0	45	0	0
	<b>SUBTOTAL COMMODITIES</b>	<b>0</b>	<b>45</b>	<b>0</b>	<b>0</b>
65100	Insurance Charges	0	0	0	3,220
65105	Benefits Overhead	0	0	0	480
	<b>SUBTOTAL FIXED CHARGES</b>	<b>0</b>	<b>0</b>	<b>0</b>	<b>3,700</b>
	<b>TOTAL</b>	<b>0</b>	<b>137,782</b>	<b>0</b>	<b>143,840</b>

**American Rescue Plan Act  
DEPARTMENT RESOURCE SUMMARY**

**CITY MANAGER**

ACTIVITIES	ACTUAL FY 20-21	ACTUAL FY 21-22	ADOPTED FY 22-23	ADOPTED FY 23-24
EXPENDITURES				
18103013 ARPA - CMO	0	458,868	157,730	104,480
TOTAL EXPENDITURES	0	458,868	157,730	104,480
OPERATING EXPENSES	ACTUAL FY 20-21	ACTUAL FY 21-22	ADOPTED FY 22-23	ADOPTED FY 23-24
61000 SALARIES & BENEFITS	0	67,322	157,730	91,540
62000 CONTRACTUALS	0	339,940	0	0
63000 COMMODITIES	0	50,795	0	0
65000 FIXED CHARGES	0	0	0	12,940
66000 CAPITAL	0	810	0	0
<b>TOTAL</b>	<b>0</b>	<b>458,868</b>	<b>157,730</b>	<b>104,480</b>

**American Rescue Plan Act**

<b>CITY MANAGER</b>		<b>ACCOUNTING UNIT</b>			
<b>ARPA - CMO</b>		<b>18103013</b>			
<b>Account Code</b>	<b>LINE ITEM RESOURCES</b>	<b>ACTUAL FY 20-21</b>	<b>ACTUAL FY 21-22</b>	<b>ADOPTED FY 22-23</b>	<b>ADOPTED FY 23-24</b>
61000	Salaries Regular	0	47,539	113,240	73,170
61020	Salaries Part-Time	0	7,358	0	0
61040	Salaries Overtime	0	647	0	0
61100	Retirement-Employer Normal Cost	0	5,636	12,720	9,180
61110	Part-Time Retirement	0	276	0	0
61120	Medicare Insurance	0	822	1,650	1,060
61130	Health Insurance	0	5,046	30,120	4,920
61180	Worker Compensation Insurance	0	0	0	3,210
	<b>SUBTOTAL SALARIES &amp; BENEFITS</b>	<b>0</b>	<b>67,322</b>	<b>157,730</b>	<b>91,540</b>
62300	Contract Services-Professional	0	339,940	0	0
	<b>SUBTOTAL CONTRACTUALS</b>	<b>0</b>	<b>339,940</b>	<b>0</b>	<b>0</b>
63001	Miscellaneous Operating Expenses	0	50,795	0	0
	<b>SUBTOTAL COMMODITIES</b>	<b>0</b>	<b>50,795</b>	<b>0</b>	<b>0</b>
65040	IT Maintenance Charge	0	0	0	8,530
65100	Insurance Charges	0	0	0	3,840
65105	Benefits Overhead	0	0	0	570
	<b>SUBTOTAL FIXED CHARGES</b>	<b>0</b>	<b>0</b>	<b>0</b>	<b>12,940</b>
66220	Improvements Other Than Building	0	810	0	0
	<b>SUBTOTAL CAPITAL</b>	<b>0</b>	<b>810</b>	<b>0</b>	<b>0</b>
	<b>TOTAL</b>	<b>0</b>	<b>458,868</b>	<b>157,730</b>	<b>104,480</b>



# City Council





**This Page Intentionally  
Left Blank**

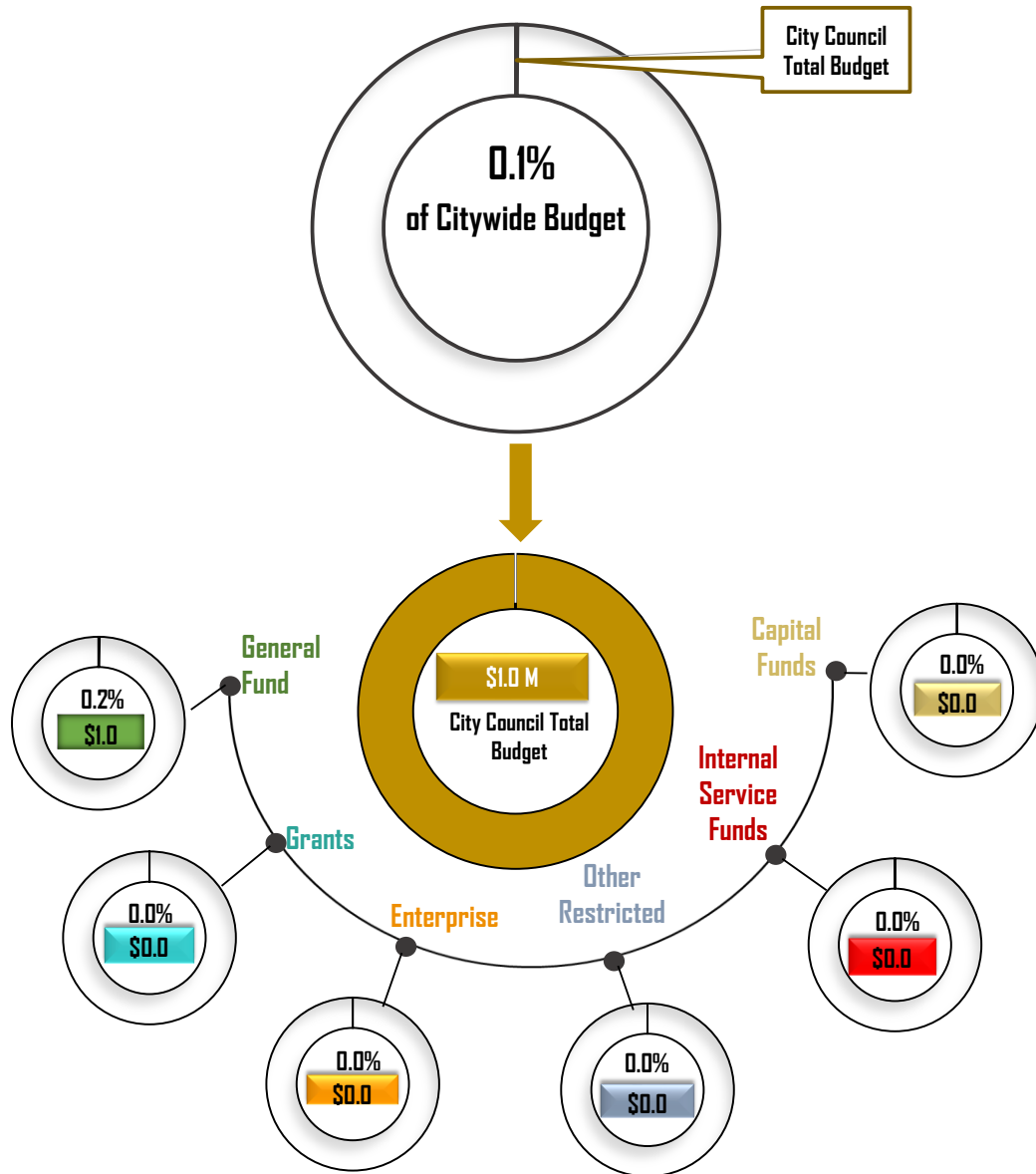
# City Council

## EXPENDITURE

Fund	ACTUAL FY 20-21	ACTUAL FY 21-22	ADOPTED FY 22-23	ADOPTED FY 23-24	VARIANCE (FROM PRIOR FY)	PERCENTAGE VARIANCE
011 GENERAL FUND	454,031	528,335	1,029,860	1,021,070	(8,790)	-0.85%
<b>TOTAL EXPENDITURE</b>	<b>454,031</b>	<b>528,335</b>	<b>1,029,860</b>	<b>1,021,070</b>	<b>(8,790)</b>	<b>-0.85%</b>



**This Page Intentionally  
Left Blank**





**This Page Intentionally  
Left Blank**

**GENERAL FUND  
DEPARTMENT RESOURCE SUMMARY**

**CITY COUNCIL**

ACTIVITIES	ACTUAL FY 20-21	ACTUAL FY 21-22	ADOPTED FY 22-23	ADOPTED FY 23-24
EXPENDITURES				
01104012 CITY COUNCIL LEGISLATIVE	454,031	528,335	1,029,860	1,021,070
TOTAL EXPENDITURES	454,031	528,335	1,029,860	1,021,070
OPERATING EXPENSES	ACTUAL FY 20-21	ACTUAL FY 21-22	ADOPTED FY 22-23	ADOPTED FY 23-24
61000 SALARIES & BENEFITS	157,217	158,472	165,000	156,290
62000 CONTRACTUALS	188,559	282,024	766,300	766,300
63000 COMMODITIES	33,234	34,960	34,000	34,000
65000 FIXED CHARGES	75,020	52,880	64,560	64,480
<b>TOTAL</b>	<b>454,031</b>	<b>528,335</b>	<b>1,029,860</b>	<b>1,021,070</b>

**GENERAL FUND**

CITY COUNCIL		ACCOUNTING UNIT			
CITY COUNCIL LEGISLATIVE		01104012			
Account Code	LINE ITEM RESOURCES	ACTUAL FY 20-21	ACTUAL FY 21-22	ADOPTED FY 22-23	ADOPTED FY 23-24
61020	Salaries Part-Time	86,800	83,963	84,000	84,000
61100	Retirement-Employer Normal Cost	4,000	3,679	7,520	7,940
61110	Part-Time Retirement	1,061	1,003	1,020	1,120
61120	Medicare Insurance	2,023	1,864	2,010	2,080
61130	Health Insurance	63,333	67,963	70,450	61,150
	<b>SUBTOTAL SALARIES &amp; BENEFITS</b>	<b>157,217</b>	<b>158,472</b>	<b>165,000</b>	<b>156,290</b>
62010	Communications	372	143	4,500	4,500
62120	Training, Transportation, Meetings	3,060	15,146	28,000	28,000
62140	Membership, Subscription & Dues	3,413	50,207	59,800	59,800
62300	Contract Services-Professional	136,215	156,948	196,700	196,700
62302	Contracted Vendor Personnel Services	0	0	420,000	420,000
62322	Maintenance & Repair Machinery	0	34	0	0
62600	Parking Validation	3,000	17,545	15,300	15,300
62700	Auto Expense	42,500	42,000	42,000	42,000
	<b>SUBTOTAL CONTRACTUALS</b>	<b>188,559</b>	<b>282,024</b>	<b>766,300</b>	<b>766,300</b>
63001	Miscellaneous Operating Expenses	29,163	24,227	20,000	20,000
63030	Legislative Community Events S	4,070	10,732	14,000	14,000
	<b>SUBTOTAL COMMODITIES</b>	<b>33,234</b>	<b>34,960</b>	<b>34,000</b>	<b>34,000</b>
65000	Building Rental	74,780	52,290	63,610	63,610
65105	Benefits Overhead	240	590	950	870
	<b>SUBTOTAL FIXED CHARGES</b>	<b>75,020</b>	<b>52,880</b>	<b>64,560</b>	<b>64,480</b>
	<b>TOTAL</b>	<b>454,031</b>	<b>528,335</b>	<b>1,029,860</b>	<b>1,021,070</b>



# City Clerk's Office





**This Page Intentionally  
Left Blank**

City Clerk's Office Position Summary			
Authorized Personnel	Funded FY 22-23	Workforce Changes	Funded FY 23-24
Assistant City Clerk (MM)*	1	0	1
City Clerk (EM)	1	0	1
Executive Secretary (UC)	0	1	1
Office Specialist	3	(1)	2
Senior Deputy City Clerk*	2	0	2
<b>Funded Total</b>	<b>7</b>	<b>0</b>	<b>7</b>

\*Job title change

GENERAL FUND	7.00
<b>TOTAL FUNDED POSITIONS</b>	<b>7.00</b>



**This Page Intentionally  
Left Blank**

# CITY CLERK'S OFFICE

## DEPARTMENT PROGRAMS



### **Administration**

- To provide management and coordination of department operations and public services.



### **Legislative**

- To facilitate the legislative policy-making process and be consistent with the provisions of California's public meeting laws and the Public Records Act.



### **Elections**

- To manage and conduct municipal elections comprising of seven elected offices, initiatives, recalls, referenda, ballot measures, charter amendments, and special elections.



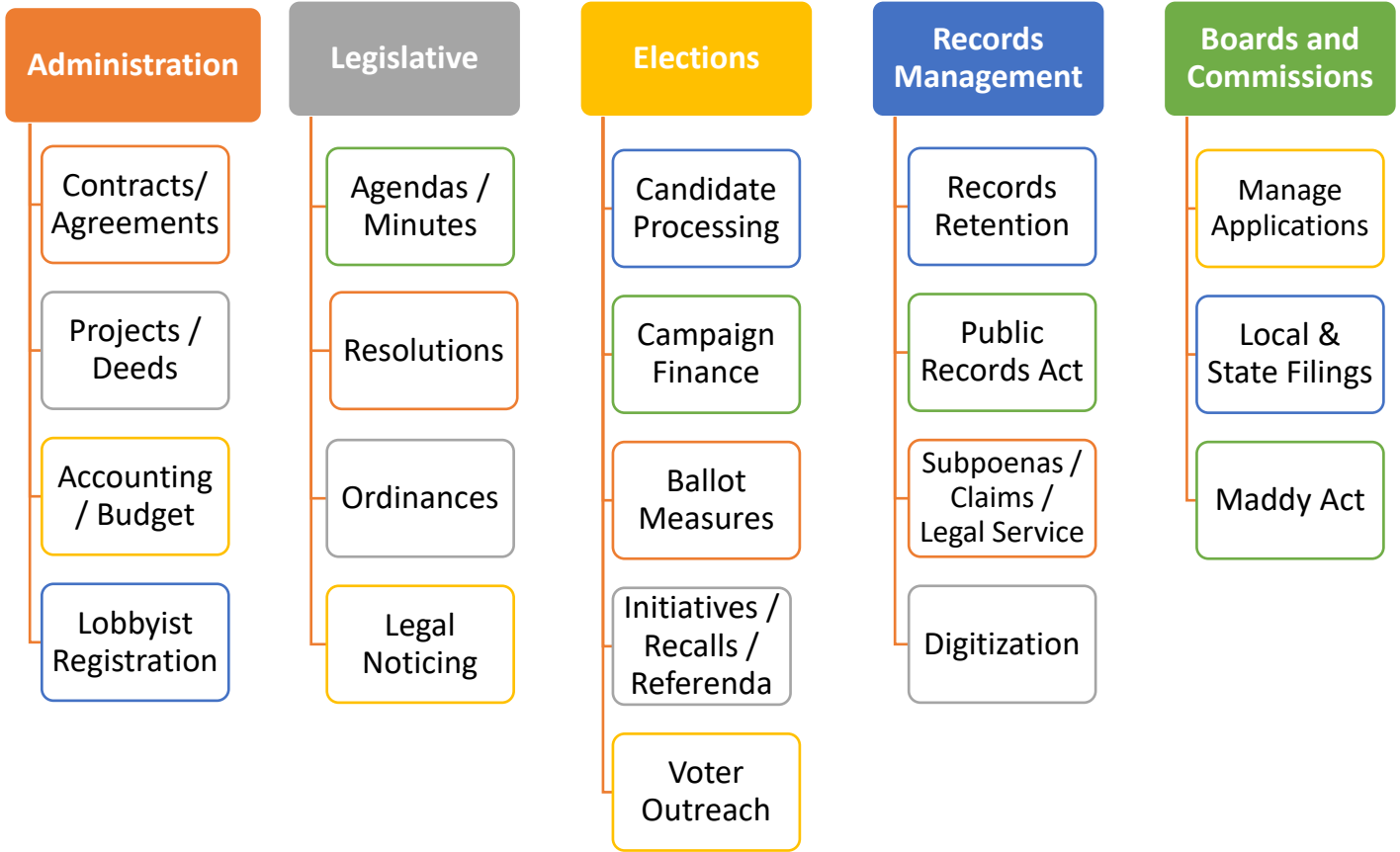
### **Records Management**

- To serve as the City's official record-keeper and administer a citywide records management program including consistency and compliance with storage, retrieval, and destruction of City records.



### **Boards and Commissions**

- To maintain current appointments, vacancies, attendance reports, and state-mandated filings on various boards, commissions, and committees.



## *Department Summary*

The City Clerk's Office helps administer efficient government and is the designated local official responsible for the care of official records and documents of the City, maintaining legal and historical records and information, administering the democratic process by conducting local elections, acting as the compliance officer for various federal, state, and local laws, and ensuring transparency to the public.

Our department's core functions include:

- Preparing the legislative agenda and minutes for City Council Meetings
- Acting as the election official when local candidates are elected or local measures are proposed
- Maintaining public records and searching for and satisfying requests and inquiries
- Keeping the public up to date on Board and Commission vacancies, appointments, and attendance

This department contributes to the City's strategic plan by providing efficient City services through streamlining processes, maintaining accurate and up-to-date records and policies, and implementing trainings and new programs.

## *Accomplishments*

- Conducted 2022 General Municipal Election consisting of the Mayoral seat, three (3) by-district Councilmember seats, and two (2) ballot measures
- Administered and processed over 1,800 Public Record Act requests and over 400 subpoenas/summons/legal documents
- Digitized over 45,000 pages of City records
- Processed over 900 contracts/agreements
- Conducted biennial review and update of City's Conflict of Interest Code and designated positions

## Strategic Priorities



**Financial Stability** Protect and enhance revenue streams while maintaining a healthy reserve balance to provide for the expenditure of funds in support of the long-term priorities of the City's strategic plan.



**Community Safety** Provide a safe environment for residents and visitors while reducing crime and addressing the impacts of homelessness on our quality of life.








**Modern Facilities & Infrastructure** Ensure maintenance and preservation of City facilities and roadways to better serve the population and visitors.



**Efficient City Services** Streamline the methods of providing services to help ensure doing business with the City is easier and more efficient.



**Economic Diversification & Expansion** Enhance economic vitality by growing revenue streams, attracting quality jobs, diverse businesses and desired amenities for residents.

Strategic Plan & Goals For FY 23-24					
Update Citywide Records Retention Schedule to Incorporate Updated Legislative Mandates, Increase Transparency, and Ensure Industry Best Practices				X	
Implement Lobbyist Registration Program Pursuant to Santa Ana Municipal Code Chapter 2, Article XI				X	
Revise/Update/Create Policies and Procedures to Streamline Operations and Increase Transparency				X	
Implement Training Program for City Staff on City Clerk-Related Topics (Public Records Act Requests, Records Management, Boards and Commissions, etc.)				X	



# KEY PERFORMANCE MEASURES

## Strategic Priority: Efficient City Services

Measure	5-Year Trajectory	FY 21-22 Actual	FY 22-23 Target	FY 23-24 Target
Time to Respond to Public Records Requests	Modest	<10 Calendar Days	<10 Calendar Days	<10 Calendar Days (<3 business days for Clerk-specific requests)
Citywide records management (regular review and destruction of records)	Steady	8 Years	Annually	Annually
Develop election filing procedures	Significant	Policy	Update Policy	Continual Improvement
Public Engagement Meetings	Significant	Continual Improvement	Continual Improvement	Continual Improvement
Implement Agenda Management System	Significant	Continual Improvement	Continual Improvement	Continual Improvement
Digitize records	Modest	<7 Days	<5 Days	<5 Business Days
Implement Lobbyist Registration and Reporting Program	Modest	N/A	N/A	Create Fees, Forms, and Implement Electronic Filing System



**This Page Intentionally  
Left Blank**

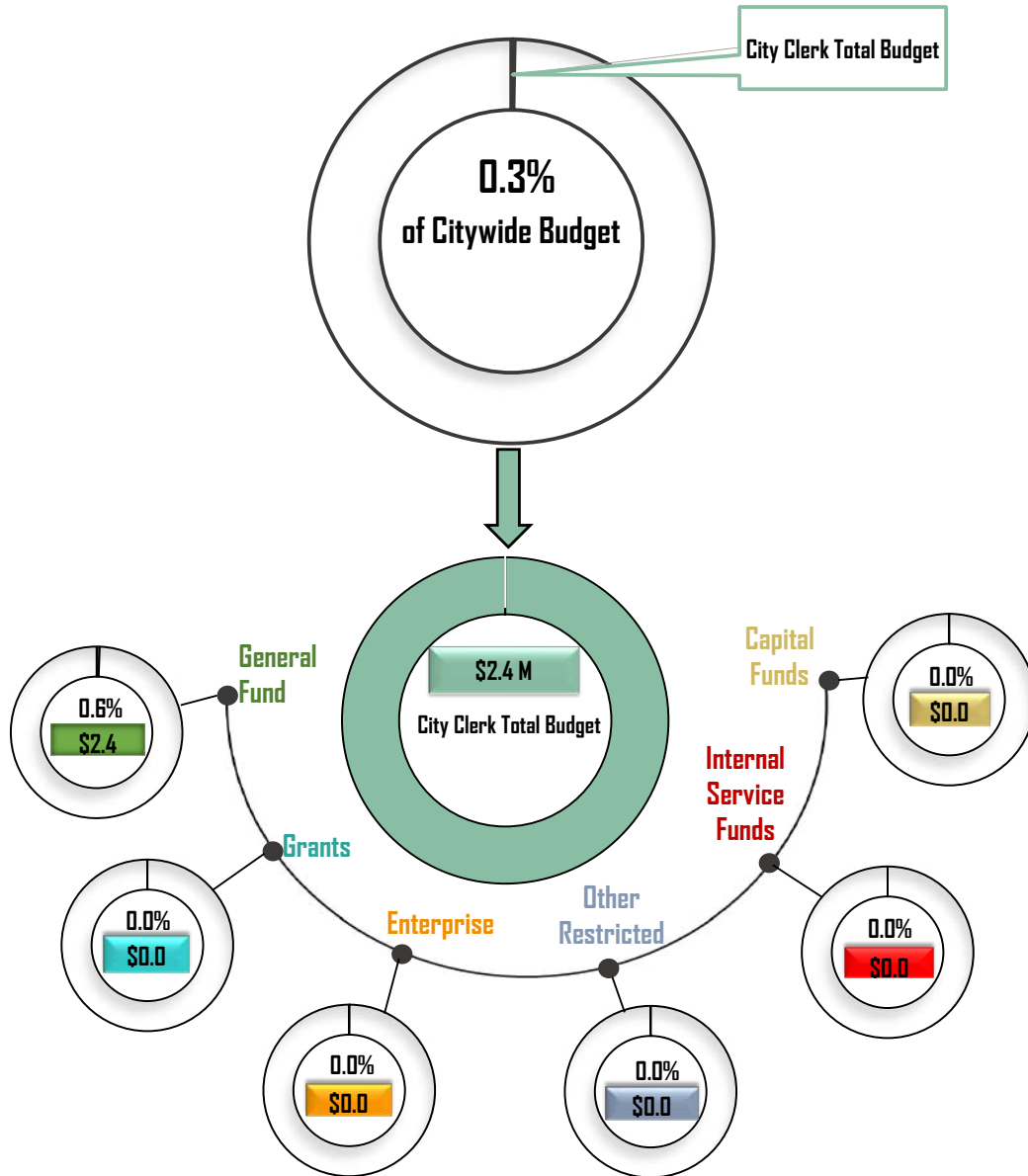
# City Clerk

## EXPENDITURE

Fund	ACTUAL FY 20-21	ACTUAL FY 21-22	ADOPTED FY 22-23	ADOPTED FY 23-24	VARIANCE (FROM PRIOR FY)	PERCENTAGE VARIANCE
011 GENERAL FUND	1,131,774	1,097,509	1,935,720	2,411,150	475,430	24.56%
<b>TOTAL EXPENDITURE</b>	<b>1,131,774</b>	<b>1,097,509</b>	<b>1,935,720</b>	<b>2,411,150</b>	<b>475,430</b>	<b>24.56%</b>



**This Page Intentionally  
Left Blank**





**This Page Intentionally  
Left Blank**

**GENERAL FUND  
DEPARTMENT RESOURCE SUMMARY**

**CITY CLERK**

<b>ACTIVITIES</b>		<b>ACTUAL FY 20-21</b>	<b>ACTUAL FY 21-22</b>	<b>ADOPTED FY 22-23</b>	<b>ADOPTED FY 23-24</b>
<b>EXPENDITURES</b>					
01107017	COTC - SERVICE ENHANCEMENT	0	207,147	193,330	201,440
01107031	CLERK OF THE COUNCIL - ADMIN	1,131,774	890,361	1,742,390	2,209,710
	<b>TOTAL EXPENDITURES</b>	<b>1,131,774</b>	<b>1,097,509</b>	<b>1,935,720</b>	<b>2,411,150</b>
<b>OPERATING EXPENSES</b>		<b>ACTUAL FY 20-21</b>	<b>ACTUAL FY 21-22</b>	<b>ADOPTED FY 22-23</b>	<b>ADOPTED FY 23-24</b>
61000	SALARIES & BENEFITS	583,221	695,394	897,760	961,840
62000	CONTRACTUALS	383,770	279,654	882,010	1,283,160
63000	COMMODITIES	23,814	17,221	22,700	22,700
65000	FIXED CHARGES	140,970	105,240	133,250	143,450
	<b>TOTAL</b>	<b>1,131,774</b>	<b>1,097,509</b>	<b>1,935,720</b>	<b>2,411,150</b>

**GENERAL FUND**

CITY CLERK		ACCOUNTING UNIT			
COTC - SERVICE ENHANCEMENT		01107017			
Account Code	LINE ITEM RESOURCES	ACTUAL FY 20-21	ACTUAL FY 21-22	ADOPTED FY 22-23	ADOPTED FY 23-24
61000	Salaries Regular	0	0	70,510	70,510
61020	Salaries Part-Time	0	576	0	0
61040	Salaries Overtime	0	811	0	0
61100	Retirement-Employer Normal Cost	0	0	7,920	8,850
61110	Part-Time Retirement	0	22	0	0
61120	Medicare Insurance	0	8	1,020	1,020
61130	Health Insurance	0	0	23,880	24,120
61180	Worker Compensation Insurance	0	0	0	30
	<b>SUBTOTAL SALARIES &amp; BENEFITS</b>	<b>0</b>	<b>1,417</b>	<b>103,330</b>	<b>104,530</b>
62010	Communications	0	0	0	1,150
62200	Advertising	0	29,204	0	0
62300	Contract Services-Professional	0	171,485	90,000	90,000
	<b>SUBTOTAL CONTRACTUALS</b>	<b>0</b>	<b>200,690</b>	<b>90,000</b>	<b>91,150</b>
63001	Miscellaneous Operating Expenses	0	5,041	0	0
	<b>SUBTOTAL COMMODITIES</b>	<b>0</b>	<b>5,041</b>	<b>0</b>	<b>0</b>
65040	IT Maintenance Charge	0	0	0	5,690
65100	Insurance Charges	0	0	0	60
65105	Benefits Overhead	0	0	0	10
	<b>SUBTOTAL FIXED CHARGES</b>	<b>0</b>	<b>0</b>	<b>0</b>	<b>5,760</b>
	<b>TOTAL</b>	<b>0</b>	<b>207,147</b>	<b>193,330</b>	<b>201,440</b>



**GENERAL FUND**

CITY CLERK		ACCOUNTING UNIT			
CLERK OF THE COUNCIL - ADMIN		01107031			
Account Code	LINE ITEM RESOURCES	ACTUAL FY 20-21	ACTUAL FY 21-22	ADOPTED FY 22-23	ADOPTED FY 23-24
61000	Salaries Regular	457,824	520,506	555,030	552,590
61010	Salaries Cash Out/Separation	0	0	0	3,780
61020	Salaries Part-Time	0	22,248	58,700	58,440
61040	Salaries Overtime	0	689	7,000	7,000
61100	Retirement-Employer Normal Cost	23,549	27,798	27,930	47,240
61110	Part-Time Retirement	0	834	1,940	2,130
61120	Medicare Insurance	6,797	8,032	8,650	8,810
61130	Health Insurance	61,555	86,399	104,040	142,440
61170	Retiree Health Benefits	1,045	3,522	3,060	2,930
61180	Worker Compensation Insurance	32,450	23,950	28,080	31,950
	<b>SUBTOTAL SALARIES &amp; BENEFITS</b>	<b>583,221</b>	<b>693,977</b>	<b>794,430</b>	<b>857,310</b>
62010	Communications	6,183	5,578	9,000	9,000
62120	Training, Transportation, Meetings	2,510	3,337	4,100	4,100
62123	Meals	3,288	8,024	8,000	8,000
62140	Membership, Subscription & Dues	838	1,105	2,700	2,700
62200	Advertising	107	821	3,500	3,500
62300	Contract Services-Professional	326,789	49,324	751,210	1,151,210
62600	Parking Validation	38,055	4,775	7,500	7,500
62700	Auto Expense	6,000	6,000	6,000	6,000
	<b>SUBTOTAL CONTRACTUALS</b>	<b>383,770</b>	<b>78,964</b>	<b>792,010</b>	<b>1,192,010</b>
63001	Miscellaneous Operating Expenses	23,814	12,180	22,700	22,700
	<b>SUBTOTAL COMMODITIES</b>	<b>23,814</b>	<b>12,180</b>	<b>22,700</b>	<b>22,700</b>
65000	Building Rental	60,060	31,680	38,530	38,530
65040	IT Maintenance Charge	30,120	34,550	33,460	34,130
65100	Insurance Charges	47,560	35,420	54,570	59,400
65105	Benefits Overhead	1,550	1,910	5,010	5,630
65210	Delivery Charges	1,680	1,680	1,680	0
	<b>SUBTOTAL FIXED CHARGES</b>	<b>140,970</b>	<b>105,240</b>	<b>133,250</b>	<b>137,690</b>
	<b>TOTAL</b>	<b>1,131,774</b>	<b>890,361</b>	<b>1,742,390</b>	<b>2,209,710</b>



**This Page Intentionally  
Left Blank**

# City Attorney's Office





**This Page Intentionally  
Left Blank**

**City Attorney's Office  
Position Summary**

<b>Authorized Personnel</b>	<b>Funded FY 22-23</b>	<b>Workforce Changes</b>	<b>Funded FY 23-24</b>
Assistant City Attorney (Excepted) (MM)	4	1	5
Chief Assistant City Attorney (Excepted) (MM)	1	0	1
Chief Assistant City Attorney - Employee Relations (Excepted) (CMM)	1	0	1
City Attorney (EM)	1	0	1
Deputy City Attorney (Excepted) (MM)	1	2	3
Executive Secretary (UC)	1	0	1
Paralegal (Excepted) (UC)	3	0	3
Senior Assistant City Attorney (Excepted) (MM)	1	0	1
Senior Assistant City Attorney - Employee Relations (Excepted) (CMM)	2	0	2
Senior Paralegal (Excepted) (UC)	2	1	3
<b>Funded Total</b>	<b>17</b>	<b>4</b>	<b>21</b>

GENERAL FUND	15.00
CANNABIS PUBLIC BENEFIT FUND	1.00
INTERNAL SERVICE FUND	1.00
OTHER RESTRICTED FUND	4.00
<b>TOTAL FUNDED POSITIONS</b>	<b>21.00</b>



**This Page Intentionally  
Left Blank**

# CITY ATTORNEY'S OFFICE

## DEPARTMENT PROGRAMS



### **Administration**

This group is composed of the City Attorney, a Chief Assistant City Attorney, one paralegal, and an Executive Secretary responsible for office operations, budget, technology, training & development, human resources management, practice and systems management.



### **Transactional Group**

This group provides advisory and transactional services to the many departments, agencies, boards and commissions of the City. This group prepares agreements, resolutions, and ordinances along with providing legal advice to all City departments. This group provides special litigation services such as eminent domain, elections, and CEQA work.



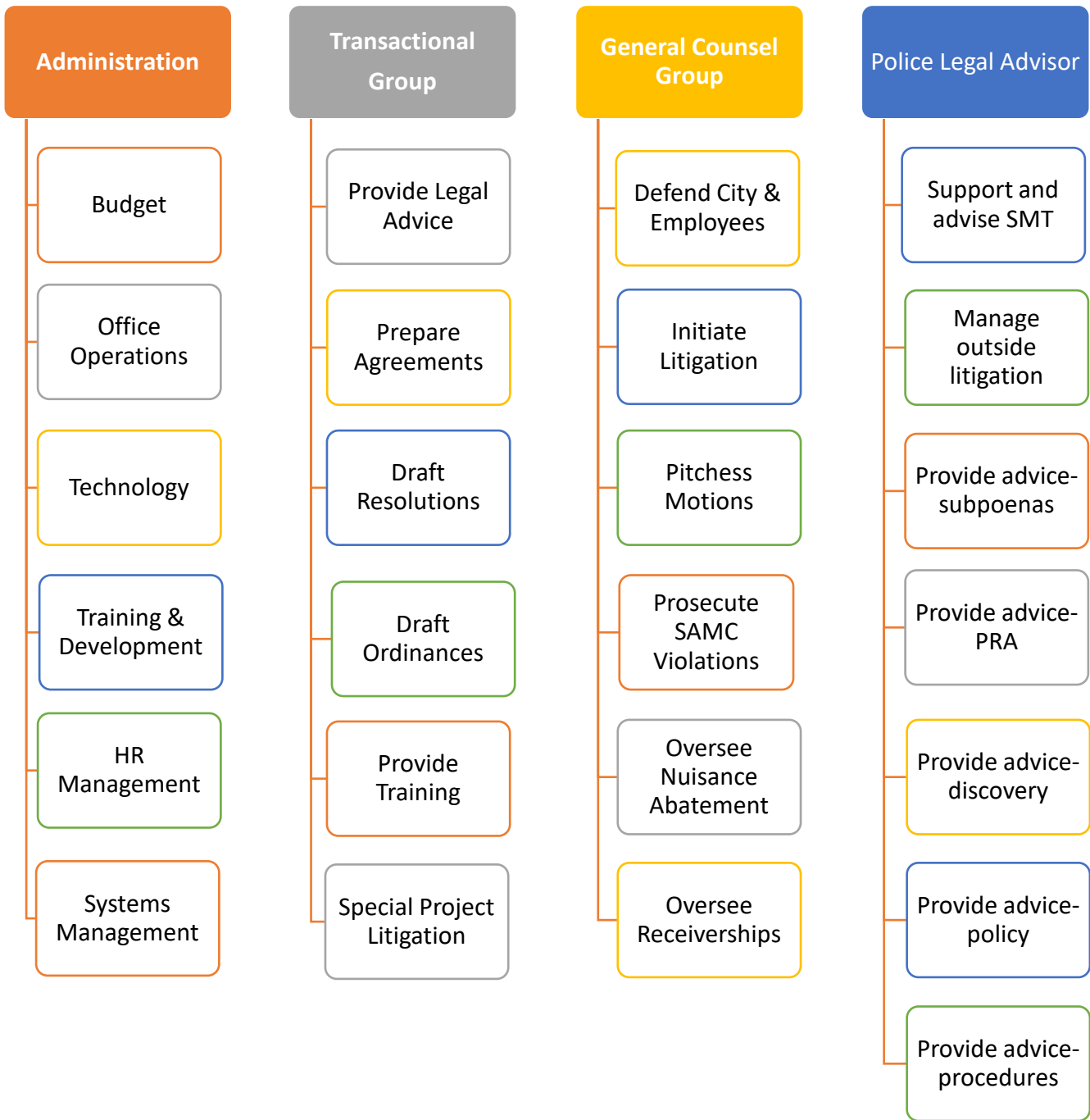
### **General Counsel Group**

This group is responsible for providing a wide range of legal services to the Santa Ana Police Department, Risk Management, and Code Enforcement. Additionally, they manage all of the tort/civil liability litigation for the City. This group prosecutes violations of the Santa Ana Municipal Code and oversees receivership and nuisance abatement actions filed by the City.



### **Police Legal Advisor**

The police legal advisor is assigned to the Santa Ana Police Department for full-time legal support and advice to the Senior Management Team. The advisor manages all outside police litigation, offers legal advice on various police department legal matters including public records, subpoenas, discovery in criminal matters, policies and procedures.





## ***Department Summary***

The City Attorney's vision is to strive to always serve as effective advocates for our client's interests, in court and elsewhere. We seek to be a value-added resource that understands our clients' needs and offers viable result-oriented solutions to both commonplace and intractable problems.

Our department's core divisions include:

- Administration;
- Transactional Group;
- General Counsel Group; and
- Police Legal Advisor.

This department contributes to the cities strategic plan by supporting the City Council and all City departments and agencies to provide their core services within the confines of the law with an eye towards the goals of modernization, transparency, and efficiency.

This is executed by adhering to our core values of:

- Integrity
- Professionalism; and
- Respect.

## ***Accomplishments***

- Responded to 1411 requests for legal service (as of April 30) including preparation of agreements, ordinances, resolutions, and general legal advice.
- Defended in-house 57 litigation matters brought against the City and its employees and managed an additional 28 litigation matters assigned to outside counsel.
- Initiated nuisance abatement actions, continued litigation of several nuisance abatement matters pending from FY 20-21, obtained an inspection warrant, and prevailed on a judicial appeal of a code enforcement citation.
- Provided legal advice regarding ARPA funding and processed a multitude of ARPA funded agreements.
- Continued legal support for the City Council, all City departments, City boards and commissions.
- Continued to provide legal advice regarding COVID-19.

# Strategic Priorities



**Financial Stability** Protect and enhance revenue streams while maintaining a healthy reserve balance to provide for the expenditure of funds in support of the long-term priorities of the City's strategic plan.



**Community Safety** Provide a safe environment for residents and visitors while reducing crime and addressing the impacts of homelessness on our quality of life.



**Modern Facilities & Infrastructure** Ensure maintenance and preservation of City facilities and roadways to better serve the population and visitors.



**Efficient City Services** Streamline the methods of providing services to help ensure doing business with the City is easier and more efficient.



**Economic Diversification & Expansion** Enhance economic vitality by growing revenue streams, attracting quality jobs, diverse businesses and desired amenities for residents.

# KEY PERFORMANCE MEASURES

Measure	5-Year Trajectory	FY 20-21 Actual	FY 21-22 Target	FY 22-23 Target
Abatement of nuisance properties requiring court intervention	Steady	10-15	10-15	20-25
Continued legal support for all City departments (number of work requests)	Steady	1600	1700	1600+
*These goals are dependent upon projects instituted by other City Departments and Agencies.				



**This Page Intentionally  
Left Blank**

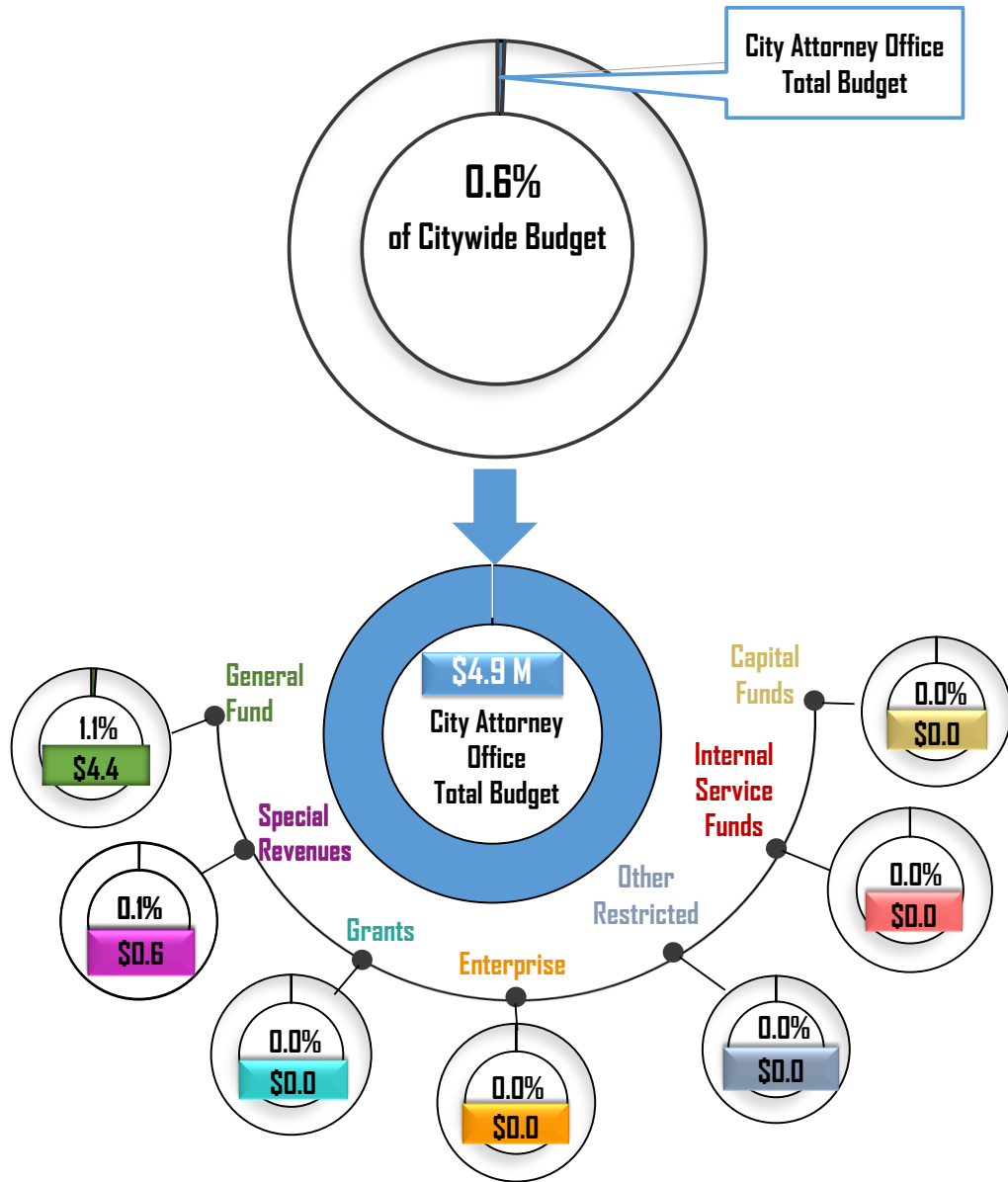
# City Attorney

## EXPENDITURE

Fund	ACTUAL FY 20-21	ACTUAL FY 21-22	ADOPTED FY 22-23	ADOPTED FY 23-24
011 GENERAL FUND	2,870,584	2,416,731	3,584,860	4,365,880
012 CANNABIS PUBLIC BENEFIT	672,905	448,363	539,820	553,080
181 American Rescue Plan Act	-	10,917	-	-
<b>TOTAL EXPENDITURE</b>	<b>3,543,489</b>	<b>2,876,011</b>	<b>4,124,680</b>	<b>4,918,960</b>



**This Page Intentionally  
Left Blank**





**This Page Intentionally  
Left Blank**



**GENERAL FUND  
DEPARTMENT RESOURCE SUMMARY**

**CITY ATTORNEY**

ACTIVITIES	ACTUAL FY 20-21	ACTUAL FY 21-22	ADOPTED FY 22-23	ADOPTED FY 23-24
EXPENDITURES				
01108017 CAO - SERVICE ENHANCEMENT	0	0	197,350	206,190
01108032 CITY ATTORNEY	2,870,584	2,416,731	3,387,510	4,159,690
TOTAL EXPENDITURES	2,870,584	2,416,731	3,584,860	4,365,880
OPERATING EXPENSES	ACTUAL FY 20-21	ACTUAL FY 21-22	ADOPTED FY 22-23	ADOPTED FY 23-24
61000 SALARIES & BENEFITS	1,646,355	1,591,014	2,345,980	2,630,790
62000 CONTRACTUALS	865,294	513,913	885,900	1,060,710
63000 COMMODITIES	16,105	14,318	40,000	311,210
65000 FIXED CHARGES	342,830	294,940	310,980	321,830
66000 CAPITAL	0	2,545	2,000	41,340
<b>TOTAL</b>	<b>2,870,584</b>	<b>2,416,731</b>	<b>3,584,860</b>	<b>4,365,880</b>

**GENERAL FUND**

**CITY ATTORNEY**

**ACCOUNTING UNIT**

**CAO - SERVICE ENHANCEMENT**

**01108017**

<b>Account Code</b>	<b>LINE ITEM RESOURCES</b>	<b>ACTUAL FY 20-21</b>	<b>ACTUAL FY 21-22</b>	<b>ADOPTED FY 22-23</b>	<b>ADOPTED FY 23-24</b>
61000	Salaries Regular	0	0	151,530	151,530
61100	Retirement-Employer Normal Cost	0	0	17,020	19,020
61120	Medicare Insurance	0	0	2,200	2,200
61130	Health Insurance	0	0	25,080	25,080
61170	Retiree Health Benefits	0	0	1,520	1,520
	<b>SUBTOTAL SALARIES &amp; BENEFITS</b>	<b>0</b>	<b>0</b>	<b>197,350</b>	<b>199,350</b>
62010	Communications	0	0	0	1,150
	<b>SUBTOTAL CONTRACTUALS</b>	<b>0</b>	<b>0</b>	<b>0</b>	<b>1,150</b>
65040	IT Maintenance Charge	0	0	0	5,690
	<b>SUBTOTAL FIXED CHARGES</b>	<b>0</b>	<b>0</b>	<b>0</b>	<b>5,690</b>
	<b>TOTAL</b>	<b>0</b>	<b>0</b>	<b>197,350</b>	<b>206,190</b>

**GENERAL FUND**

CITY ATTORNEY		ACCOUNTING UNIT			
CITY ATTORNEY		01108032			
Account Code	LINE ITEM RESOURCES	ACTUAL FY 20-21	ACTUAL FY 21-22	ADOPTED FY 22-23	ADOPTED FY 23-24
61000	Salaries Regular	1,169,172	1,238,056	1,654,330	1,844,030
61010	Salaries Cash Out/Separation	140,879	0	0	0
61020	Salaries Part-Time	3,152	1,848	5,000	5,000
61040	Salaries Overtime	2,339	257	500	500
61100	Retirement-Employer Normal Cost	98,902	107,345	151,830	197,690
61102	Retirement- Employer Unfunded- Miscellaneous	0	0	0	750
61110	Part-Time Retirement	118	69	0	0
61120	Medicare Insurance	17,628	18,204	23,940	24,990
61130	Health Insurance	130,181	135,648	222,720	265,860
61170	Retiree Health Benefits	3,432	9,166	12,630	13,200
61180	Worker Compensation Insurance	80,550	80,420	77,680	79,420
	<b>SUBTOTAL SALARIES &amp; BENEFITS</b>	<b>1,646,355</b>	<b>1,591,014</b>	<b>2,148,630</b>	<b>2,431,440</b>
62010	Communications	29,490	25,094	31,300	31,300
62120	Training, Transportation, Meetings	2,270	5,489	10,000	10,000
62131	SAMA Wellness and Fitness Program Reimbursements	300	300	1,000	1,000
62140	Membership, Subscription & Dues	6,276	6,000	12,000	12,000
62300	Contract Services-Professional	808,299	464,272	826,600	987,260
62302	Contracted Vendor Personnel Services	0	0	5,000	5,000
62600	Parking Validation	18,659	12,758	0	13,000
	<b>SUBTOTAL CONTRACTUALS</b>	<b>865,294</b>	<b>513,913</b>	<b>885,900</b>	<b>1,059,560</b>
63001	Miscellaneous Operating Expenses	16,105	14,318	40,000	40,000
63010	Furniture & Office Equipment	0	0	0	271,210
	<b>SUBTOTAL COMMODITIES</b>	<b>16,105</b>	<b>14,318</b>	<b>40,000</b>	<b>311,210</b>
65000	Building Rental	161,610	118,910	144,630	144,630
65040	IT Maintenance Charge	78,310	71,970	64,140	71,110
65100	Insurance Charges	97,760	98,510	89,390	87,440
65105	Benefits Overhead	3,770	4,170	12,820	12,960
65210	Delivery Charges	1,380	1,380	0	0
	<b>SUBTOTAL FIXED CHARGES</b>	<b>342,830</b>	<b>294,940</b>	<b>310,980</b>	<b>316,140</b>
66510	Computer Software	0	0	2,000	2,000
66511	Computer Software Subscriptions	0	0	0	39,340
66600	Books Records Video	0	2,545	0	0
	<b>SUBTOTAL CAPITAL</b>	<b>0</b>	<b>2,545</b>	<b>2,000</b>	<b>41,340</b>
	<b>TOTAL</b>	<b>2,870,584</b>	<b>2,416,731</b>	<b>3,387,510</b>	<b>4,159,690</b>

**CANNABIS PUBLIC BENEFIT  
DEPARTMENT RESOURCE SUMMARY**

**CITY ATTORNEY**

<b>ACTIVITIES</b>		<b>ACTUAL FY 20-21</b>	<b>ACTUAL FY 21-22</b>	<b>ADOPTED FY 22-23</b>	<b>ADOPTED FY 23-24</b>
EXPENDITURES					
01208010	CITY ATTORNEY ENFORCEMENT SERVICES	672,905	448,363	539,820	553,080
	TOTAL EXPENDITURES	672,905	448,363	539,820	553,080
<b>OPERATING EXPENSES</b>		<b>ACTUAL FY 20-21</b>	<b>ACTUAL FY 21-22</b>	<b>ADOPTED FY 22-23</b>	<b>ADOPTED FY 23-24</b>
61000	SALARIES & BENEFITS	401,389	432,803	207,810	220,570
62000	CONTRACTUALS	29,947	0	300,000	300,000
65000	FIXED CHARGES	241,570	15,560	32,010	32,510
	<b>TOTAL</b>	<b>672,905</b>	<b>448,363</b>	<b>539,820</b>	<b>553,080</b>

**CANNABIS PUBLIC BENEFIT**

CITY ATTORNEY		ACCOUNTING UNIT			
CITY ATTORNEY ENFORCEMENT SERVICES		01208010			
Account Code	LINE ITEM RESOURCES	ACTUAL FY 20-21	ACTUAL FY 21-22	ADOPTED FY 22-23	ADOPTED FY 23-24
61000	Salaries Regular	303,096	333,678	143,070	151,530
61100	Retirement-Employer Normal Cost	35,869	35,769	16,070	19,020
61120	Medicare Insurance	4,245	4,725	2,070	2,200
61130	Health Insurance	45,206	48,856	25,080	25,080
61170	Retiree Health Benefits	1,142	2,366	1,430	1,520
61180	Worker Compensation Insurance	11,830	7,410	20,090	21,220
	<b>SUBTOTAL SALARIES &amp; BENEFITS</b>	<b>401,389</b>	<b>432,803</b>	<b>207,810</b>	<b>220,570</b>
62300	Contract Services-Professional	29,947	0	300,000	300,000
	<b>SUBTOTAL CONTRACTUALS</b>	<b>29,947</b>	<b>0</b>	<b>300,000</b>	<b>300,000</b>
65040	IT Maintenance Charge	12,050	5,760	5,580	5,690
65050	IT Department Specific	214,300	0	0	0
65100	Insurance Charges	14,360	9,080	23,110	23,360
65105	Benefits Overhead	550	410	3,320	3,460
65210	Delivery Charges	310	310	0	0
	<b>SUBTOTAL FIXED CHARGES</b>	<b>241,570</b>	<b>15,560</b>	<b>32,010</b>	<b>32,510</b>
	<b>TOTAL</b>	<b>672,905</b>	<b>448,363</b>	<b>539,820</b>	<b>553,080</b>



**This Page Intentionally  
Left Blank**

# Human Resources



The logo for Santa Ana College is centered in the background. It features a circular emblem with a stylized building and sunburst rays. Below the emblem is a banner with the text "SANTA ANA".

**This Page Intentionally  
Left Blank**



Human Resources Position Summary			
Authorized Personnel	Funded FY 22-23	Workforce Changes	Funded FY 23-24
Benefits & Compensation Manager (MM)	1	0	1
Employee Relations Analyst (UCE)	1	1	2
Employee Relations Manager (CMM)	1	0	1
Executive Dir Human Resources (EM)	1	0	1
Executive Secretary - Human Resources (UCE)	1	0	1
Human Resources Analyst (UC)	6	(1)	5
Human Resources Operations Manager (CMM)	1	0	1
Human Resources Technician (UC)	4	0	4
Organizational Development and Training Manager (MM)	1	0	1
Payroll Systems Analyst (UC)	1	0	1
Principal Employee Relations Analyst (CAM)	1	0	1
Principal Human Resources Analyst (AM)	2	0	2
Risk Management Analyst (UC)	2	0	2
Risk Management Assistant (UC)	1	0	1
Risk Management Specialist (UC)	0	1	1
Risk Management Supervisor (AM)	1	0	1
Risk Manager (MM)	1	0	1
Safety Administrator (MM)	1	0	1
Senior Employee Relations Analyst (CAM)	1	0	1
Senior Human Resources Analyst (AM)	2	0	2
Senior Organizational Development and Training Analyst (AM)	1	0	1
<b>Funded Total</b>	<b>31</b>	<b>1</b>	<b>32</b>

GENERAL FUND	16.95
INTERNAL SERVICE FUND	13.60
FEDERAL/STATE GRANTS	1.45
<b>TOTAL FUNDED POSITIONS</b>	<b>32.00</b>



**This Page Intentionally  
Left Blank**

# HUMAN RESOURCES DEPARTMENT

## DEPARTMENT PROGRAMS



### **Administration**

- Provides strategic leadership and support to the five (5) divisions of the department, while establishing priorities and ensuring excellent service delivery.



### **Employee Relations**

- Provides strategic planning, expert advice and policy regarding the prevention and resolution of labor and employment issues, including investigation and resolution of Equal Employment Opportunity Commission (EEOC) and Department of Fair Employment and Housing (DFEH) investigations. Maintains a comprehensive personnel system with accurate and relevant classification titles and specifications, and competitive compensation to preserve and cultivate a professional workforce.



### **Human Resources Operations**

- Attracts and hires qualified employees using progressive recruitment and selection techniques. Provides comprehensive health benefits, including medical, dental, vision, and life and disability programs. Coordinates a wellness program, encouraging participation in a variety of programs designed to improve employee health and reduce employer costs to the health plans to ensure attraction and retention of qualified employees.



### **Risk Management**

- Protects the City's assets and resources from loss, and keep employees safe through a comprehensive industrial safety program. Prevention programs include employee safety training, hazard identification and risk control.



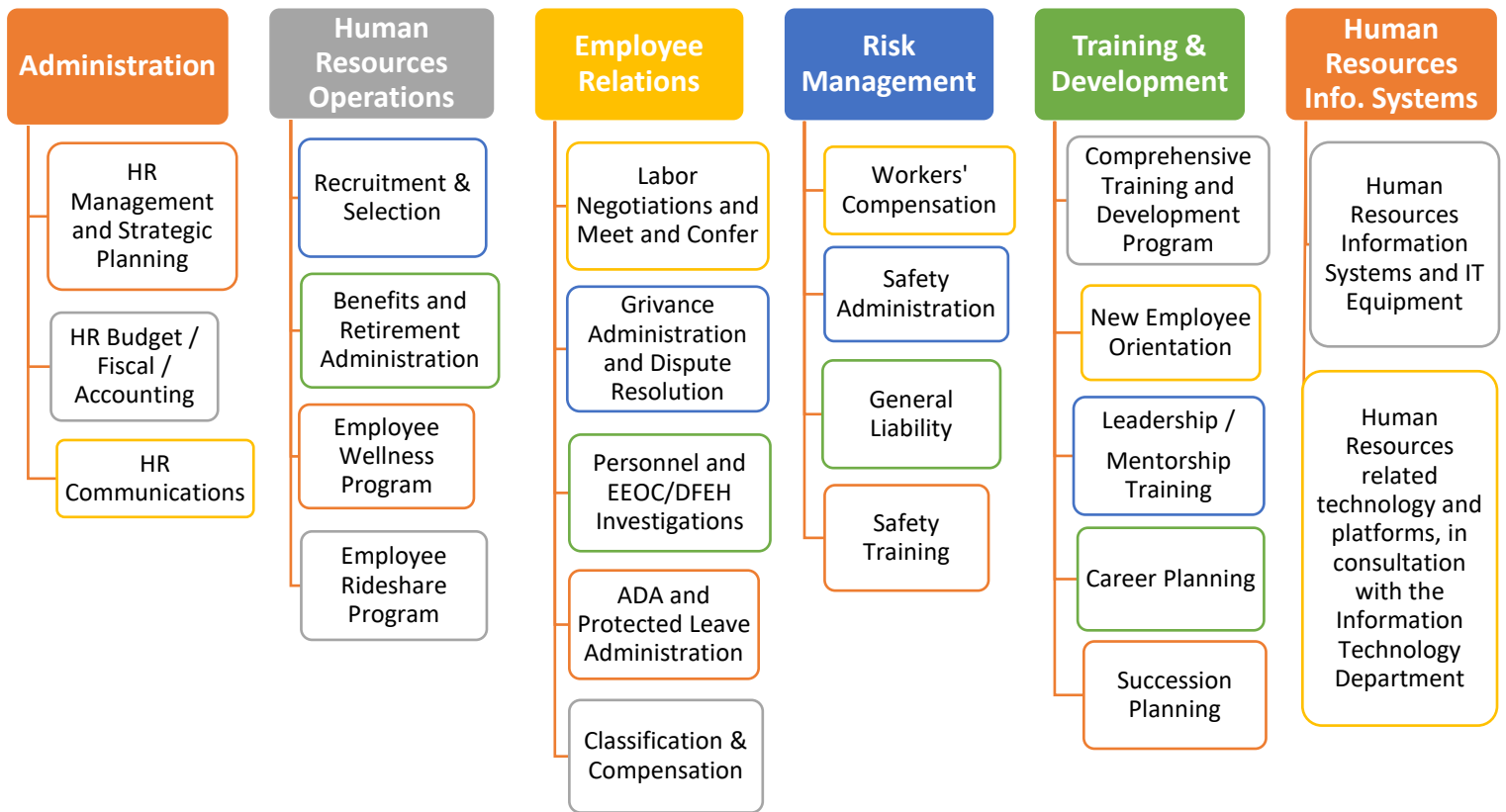
### **Training & Organizational Development**

- Provides employee development and training opportunities to enhance employees' abilities to meet the competencies and organizational skills necessary to fulfill their work responsibilities and individual departments' goals and objectives.



### **Human Resources Information Systems**

- Maintains the Human Resources Information Systems, ensuring accuracy, integrity and completeness of data and delivering high quality and timely services.



## ***Department Summary***

The Human Resources Department, through strategic partnerships, takes a leadership role by recruiting and developing a talented workforce, ensuring a safe and healthy work environment, and delivering highly responsive professional expertise and services using innovative and transparent approaches with professional integrity.

The Human Resources Department has five divisions, which provide human resources services across all City Departments, to over ~1,200 full-time and ~350 part-time employees. The major functions of the Human Resources Department include but are not limited to:

- Benefits and Wellness Administration
- Classification and Compensation
- Employee and Labor Relations
- Employee Rideshare Program
- Leave (ADA, FMLA, Military, etc.) Administration
- Organizational Development and Training
- Recruitment and Selection
- Risk Management and Workers' Compensation

## ***Accomplishments***

- Enhancement of Citywide Wellness and Rideshare Programs
- Significant reduction in time of completion of Citywide recruitments
- Implementation of an Organizational Development and Training Program, including the role out of a Supervisory Academy
- Completion of multiple labor negotiations

# Strategic Priorities



**Financial Stability** Protect and enhance revenue streams while maintaining a healthy reserve balance to provide for the expenditure of funds in support of the long- term priorities of the City' s strategic plan.



**Community Safety** Provide a safe environment for residents and visitors while reducing crime and addressing the impacts of homelessness on our quality of life.








**Modern Facilities & Infrastructure** Ensure maintenance and preservation of City facilities and roadways to better serve the population and visitors.



**Efficient City Services** Streamline the methods of providing services to help ensure doing business with the City is easier and more efficient.



**Economic Diversification & Expansion** Enhance economic vitality by growing revenue streams, attracting quality jobs, diverse businesses and desired amenities for residents.

Strategic Plan & Goals for FY 23-24					
Negotiation of successor Memoranda of Understanding with the various bargaining units	X			X	
Audit of all Human Resources Benefits processes	X			X	
Partner with operating departments in identifying hazardous conditions and proactively remediate	X	X	X	X	
Enhance of Citywide Organizational Development and Training program				X	
Creation of and/or revisions to City regulations and policies				X	

# KEY PERFORMANCE MEASURES

## Strategic Priority: Efficient City Services

Measure	5-Year Trajectory	FY 21-22 Actual	FY 22-23 Target	FY 23-24 Target
Voluntary Employee Turnover Rate (*The number of voluntary separations as a percentage of full-time employment)	Steady	4.28%	<2%	<2%
Provide professional development training focused on succession planning, engagement, supervision and leadership.	Implement a comprehensive OD&T program	N/A	Implement a minimum of 3-5 citywide professional development programs	Expand a minimum of 5-10 citywide professional development programs
Conduct recruitments (requisition to selection), excluding executive/administrative level, public safety recruitments, and recruitments requiring specialized assessments.	N/A	57.35 DAYS	<60 DAYS	<60 DAYS



**This Page Intentionally  
Left Blank**



# Human Resources

## REVENUE

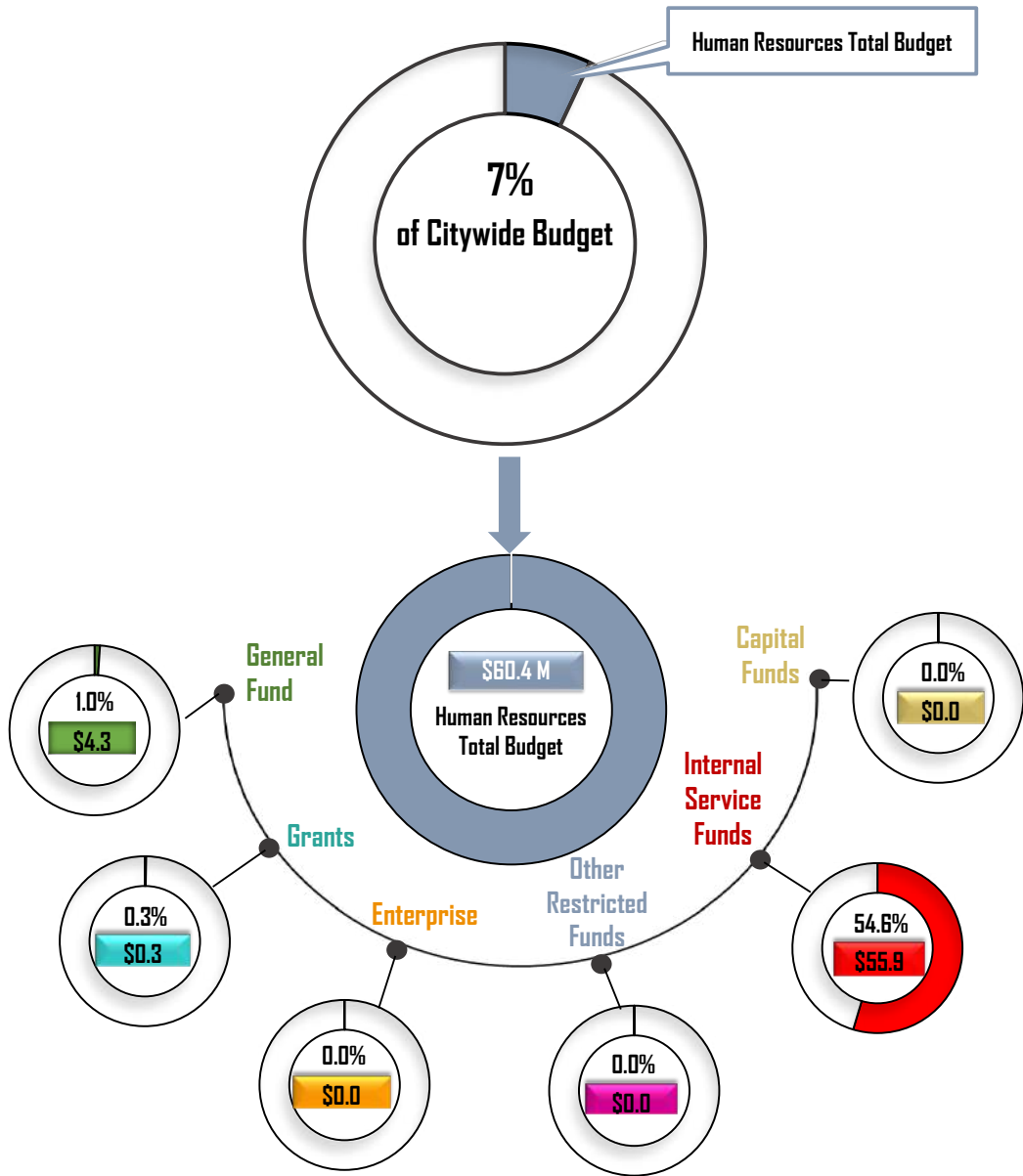
Fund	ACTUAL FY 20-21	ACTUAL FY 21-22	ADOPTED FY 22-23	ADOPTED FY 23-24
080 LIABILITY AND PROPERTY INS FND	10,700,812	12,324,851	15,747,770	15,797,840
081 EMPLOYEE GROUP INSURANCE	24,317,354	30,155,870	29,338,490	29,208,840
082 WORKERS COMPENSATION FUND	9,555,819	8,670,519	10,101,550	10,134,080
<b>TOTAL REVENUE</b>	<b>44,573,985</b>	<b>51,151,240</b>	<b>55,187,810</b>	<b>55,140,760</b>

## EXPENDITURE

Fund	ACTUAL FY 20-21	ACTUAL FY 21-22	ADOPTED FY 22-23	ADOPTED FY 23-24
011 GENERAL FUND	2,514,296	2,978,080	3,884,170	4,283,540
031 AIR QUALITY IMPR. (AB 2766)	43,587	101,389	149,360	150,350
080 LIABILITY AND PROPERTY INS FND	8,031,442	15,048,166	15,898,440	15,953,400
081 EMPLOYEE GROUP INSURANCE	26,250,470	28,911,336	29,472,040	29,864,630
082 WORKERS COMPENSATION FUND	9,763,031	8,636,804	10,008,900	10,036,980
088 QUALITY SERVICE TRAINING	25,000	79,537	307,500	-
181 American Rescue Plan Act	-	60,896	115,250	129,880
<b>TOTAL EXPENDITURE</b>	<b>46,627,826</b>	<b>55,816,208</b>	<b>59,835,660</b>	<b>60,418,780</b>



**This Page Intentionally  
Left Blank**





**This Page Intentionally  
Left Blank**

**GENERAL FUND  
DEPARTMENT RESOURCE SUMMARY**

**HUMAN RESOURCES**

ACTIVITIES	ACTUAL FY 20-21	ACTUAL FY 21-22	ADOPTED FY 22-23	ADOPTED FY 23-24
<b>EXPENDITURES</b>				
01109017 HR - SERVICE ENHANCEMENT	79,711	116,401	13,940	0
01109050 HUMAN RESOURCES	2,434,585	2,861,679	2,475,180	2,763,240
01109051 HR EMPLOYEE RELATIONS-Service Enhancements	0	0	1,395,050	1,520,300
TOTAL EXPENDITURES	2,514,296	2,978,080	3,884,170	4,283,540
OPERATING EXPENSES	ACTUAL FY 20-21	ACTUAL FY 21-22	ADOPTED FY 22-23	ADOPTED FY 23-24
61000 SALARIES & BENEFITS	1,873,047	2,072,385	2,945,970	2,866,530
62000 CONTRACTUALS	396,071	609,984	584,910	1,020,940
63000 COMMODITIES	52,528	50,811	56,000	56,000
65000 FIXED CHARGES	192,650	244,900	297,290	250,570
66000 CAPITAL	0	0	0	89,500
<b>TOTAL</b>	<b>2,514,296</b>	<b>2,978,080</b>	<b>3,884,170</b>	<b>4,283,540</b>

**GENERAL FUND**

HUMAN RESOURCES		ACCOUNTING UNIT			
HR - SERVICE ENHANCEMENT		01109017			
Account Code	LINE ITEM RESOURCES	ACTUAL FY 20-21	ACTUAL FY 21-22	ADOPTED FY 22-23	ADOPTED FY 23-24
61000	Salaries Regular	56,532	82,095	0	0
61040	Salaries Overtime	0	207	0	0
61100	Retirement-Employer Normal Cost	6,825	9,769	0	0
61120	Medicare Insurance	787	1,159	0	0
61130	Health Insurance	15,568	23,170	0	0
61180	Worker Compensation Insurance	0	0	3,430	0
	<b>SUBTOTAL SALARIES &amp; BENEFITS</b>	<b>79,711</b>	<b>116,401</b>	<b>3,430</b>	<b>0</b>
65040	IT Maintenance Charge	0	0	5,580	0
65100	Insurance Charges	0	0	4,310	0
65105	Benefits Overhead	0	0	620	0
	<b>SUBTOTAL FIXED CHARGES</b>	<b>0</b>	<b>0</b>	<b>10,510</b>	<b>0</b>
	<b>TOTAL</b>	<b>79,711</b>	<b>116,401</b>	<b>13,940</b>	<b>0</b>

**GENERAL FUND**

HUMAN RESOURCES		ACCOUNTING UNIT			
HR EMPLOYEE RELATIONS-Service Enhancements		01109051			
Account Code	LINE ITEM RESOURCES	ACTUAL FY 20-21	ACTUAL FY 21-22	ADOPTED FY 22-23	ADOPTED FY 23-24
61000	Salaries Regular	0	0	818,690	840,240
61100	Retirement-Employer Normal Cost	0	0	76,570	68,140
61120	Medicare Insurance	0	0	11,860	12,140
61130	Health Insurance	0	0	131,320	146,080
61170	Retiree Health Benefits	0	0	6,800	5,530
61180	Worker Compensation Insurance	0	0	0	4,780
	<b>SUBTOTAL SALARIES &amp; BENEFITS</b>	<b>0</b>	<b>0</b>	<b>1,045,240</b>	<b>1,076,910</b>
62010	Communications	0	0	4,710	6,990
62120	Training, Transportation, Meetings	0	0	15,750	15,750
62140	Membership, Subscription & Dues	0	0	4,950	4,950
62300	Contract Services-Professional	0	0	307,000	356,300
62322	Maintenance & Repair Machinery	0	0	1,500	1,500
62700	Auto Expense	0	0	0	700
	<b>SUBTOTAL CONTRACTUALS</b>	<b>0</b>	<b>0</b>	<b>333,910</b>	<b>386,190</b>
63001	Miscellaneous Operating Expenses	0	0	15,900	15,900
	<b>SUBTOTAL COMMODITIES</b>	<b>0</b>	<b>0</b>	<b>15,900</b>	<b>15,900</b>
65040	IT Maintenance Charge	0	0	0	34,700
65100	Insurance Charges	0	0	0	5,750
65105	Benefits Overhead	0	0	0	850
	<b>SUBTOTAL FIXED CHARGES</b>	<b>0</b>	<b>0</b>	<b>0</b>	<b>41,300</b>
	<b>TOTAL</b>	<b>0</b>	<b>0</b>	<b>1,395,050</b>	<b>1,520,300</b>

**GENERAL FUND**

<b>HUMAN RESOURCES</b>		<b>ACCOUNTING UNIT</b>			
<b>HUMAN RESOURCES</b>		<b>01109050</b>			
<b>Account Code</b>	<b>LINE ITEM RESOURCES</b>	<b>ACTUAL FY 20-21</b>	<b>ACTUAL FY 21-22</b>	<b>ADOPTED FY 22-23</b>	<b>ADOPTED FY 23-24</b>
61000	Salaries Regular	1,088,320	1,210,197	887,040	1,010,080
61010	Salaries Cash Out/Separation	10,325	126,452	158,450	6,920
61020	Salaries Part-Time	283,527	226,250	464,620	398,840
61040	Salaries Overtime	1,766	476	10,800	10,800
61100	Retirement-Employer Normal Cost	85,112	96,331	83,570	99,600
61110	Part-Time Retirement	2,248	4,295	3,100	3,100
61120	Medicare Insurance	19,647	21,708	14,020	14,610
61130	Health Insurance	207,560	166,316	189,890	157,390
61170	Retiree Health Benefits	1,882	5,959	2,580	4,660
61180	Worker Compensation Insurance	92,950	98,000	83,230	83,620
	<b>SUBTOTAL SALARIES &amp; BENEFITS</b>	<b>1,793,336</b>	<b>1,955,984</b>	<b>1,897,300</b>	<b>1,789,620</b>
62010	Communications	23,241	23,345	10,990	11,290
62120	Training, Transportation, Meetings	19,362	59,284	36,750	90,120
62131	SAMA Wellness and Fitness Program Reimbursements	0	1,785	0	1,650
62140	Membership, Subscription & Dues	2,180	5,668	11,550	20,000
62200	Advertising	0	6,650	11,450	11,450
62300	Contract Services-Professional	349,788	499,652	144,360	455,590
62302	Contracted Vendor Personnel Services	500	6,900	0	8,750
62322	Maintenance & Repair Machinery	0	0	3,500	3,500
62600	Parking Validation	0	4,301	30,000	30,000
62700	Auto Expense	1,000	2,400	2,400	2,400
	<b>SUBTOTAL CONTRACTUALS</b>	<b>396,071</b>	<b>609,984</b>	<b>251,000</b>	<b>634,750</b>
63001	Miscellaneous Operating Expenses	52,528	50,811	40,100	40,100
	<b>SUBTOTAL COMMODITIES</b>	<b>52,528</b>	<b>50,811</b>	<b>40,100</b>	<b>40,100</b>
65000	Building Rental	40,320	31,070	37,790	37,790
65040	IT Maintenance Charge	53,010	93,560	129,390	56,030
65100	Insurance Charges	92,820	113,570	104,600	100,560
65105	Benefits Overhead	4,440	4,640	15,000	14,890
65210	Delivery Charges	2,060	2,060	0	0
	<b>SUBTOTAL FIXED CHARGES</b>	<b>192,650</b>	<b>244,900</b>	<b>286,780</b>	<b>209,270</b>
66511	Computer Software Subscriptions	0	0	0	89,500
	<b>SUBTOTAL CAPITAL</b>	<b>0</b>	<b>0</b>	<b>0</b>	<b>89,500</b>
	<b>TOTAL</b>	<b>2,434,585</b>	<b>2,861,679</b>	<b>2,475,180</b>	<b>2,763,240</b>



**AIR QUALITY IMPR. (AB 2766)  
DEPARTMENT RESOURCE SUMMARY**

**HUMAN RESOURCES**

ACTIVITIES	ACTUAL FY 20-21	ACTUAL FY 21-22	ADOPTED FY 22-23	ADOPTED FY 23-24
EXPENDITURES				
03109050 HUMAN RESOURCES-AIR QUALITY IMPROVM	43,587	101,389	149,360	150,350
TOTAL EXPENDITURES	43,587	101,389	149,360	150,350
OPERATING EXPENSES	ACTUAL FY 20-21	ACTUAL FY 21-22	ADOPTED FY 22-23	ADOPTED FY 23-24
61000 SALARIES & BENEFITS	24,377	65,817	55,670	63,580
62000 CONTRACTUALS	7	1,409	3,000	3,520
63000 COMMODITIES	1,185	26	7,000	7,000
65000 FIXED CHARGES	14,858	26,502	27,230	20,130
68000 TRANSFERS	0	375	1,460	1,120
69000 MISCELLANEOUS	3,160	7,260	55,000	55,000
<b>TOTAL</b>	<b>43,587</b>	<b>101,389</b>	<b>149,360</b>	<b>150,350</b>

**AIR QUALITY IMPR. (AB 2766)**

HUMAN RESOURCES		ACCOUNTING UNIT			
HUMAN RESOURCES-AIR QUALITY IMPROVM		03109050			
Account Code	LINE ITEM RESOURCES	ACTUAL FY 20-21	ACTUAL FY 21-22	ADOPTED FY 22-23	ADOPTED FY 23-24
61000	Salaries Regular	11,764	47,704	35,970	37,820
61020	Salaries Part-Time	0	0	5,000	5,000
61040	Salaries Overtime	110	0	0	0
61100	Retirement-Employer Normal Cost	948	5,084	2,990	3,680
61102	Retirement- Employer Unfunded- Miscellaneous	4,796	4,306	2,530	5,870
61110	Part-Time Retirement	0	0	400	400
61120	Medicare Insurance	154	733	520	550
61130	Health Insurance	1,546	5,255	7,390	7,320
61170	Retiree Health Benefits	0	375	160	160
61180	Worker Compensation Insurance	5,060	2,360	710	2,780
	<b>SUBTOTAL SALARIES &amp; BENEFITS</b>	<b>24,377</b>	<b>65,817</b>	<b>55,670</b>	<b>63,580</b>
62010	Communications	0	0	0	520
62120	Training, Transportation, Meetings	0	194	1,200	1,200
62140	Membership, Subscription & Dues	0	1,212	1,800	1,800
62302	Contracted Vendor Personnel Services	7	3	0	0
	<b>SUBTOTAL CONTRACTUALS</b>	<b>7</b>	<b>1,409</b>	<b>3,000</b>	<b>3,520</b>
63001	Miscellaneous Operating Expenses	1,185	26	7,000	7,000
	<b>SUBTOTAL COMMODITIES</b>	<b>1,185</b>	<b>26</b>	<b>7,000</b>	<b>7,000</b>
65040	IT Maintenance Charge	4,520	2,590	3,350	2,560
65100	Insurance Charges	5,810	2,730	900	3,340
65105	Benefits Overhead	240	130	130	500
65210	Delivery Charges	50	50	0	0
65400	Indirect Costs	4,238	21,002	22,850	13,730
	<b>SUBTOTAL FIXED CHARGES</b>	<b>14,858</b>	<b>26,502</b>	<b>27,230</b>	<b>20,130</b>
68001	POB Misc Xfer to Fund 406	0	375	1,460	1,120
	<b>SUBTOTAL TRANSFERS</b>	<b>0</b>	<b>375</b>	<b>1,460</b>	<b>1,120</b>
69102	Bus Passes	(90)	0	0	0
69106	Incentive Drawings	3,250	7,260	55,000	55,000
	<b>SUBTOTAL MISCELLANEOUS</b>	<b>3,160</b>	<b>7,260</b>	<b>55,000</b>	<b>55,000</b>
	<b>TOTAL</b>	<b>43,587</b>	<b>101,389</b>	<b>149,360</b>	<b>150,350</b>

**LIABILITY AND PROPERTY INS FND  
DEPARTMENT RESOURCE SUMMARY**

**HUMAN RESOURCES**

ACTIVITIES	ACTUAL FY 20-21	ACTUAL FY 21-22	ADOPTED FY 22-23	ADOPTED FY 23-24
<b>REVENUES</b>				
56000 Charges To Departments	10,672,098	10,635,080	10,693,950	10,694,020
57000 Expense Reimbursement	748	88,959	0	0
57010 Miscellaneous Recoveries	53,483	15,936	200,000	100,000
57019 Insurance Reimbursement	13,570	(36)	150,000	300,000
58000 Earning On Investments	81,594	114,116	49,000	49,000
58002 Net Increase (Decrease) In Fai	(120,680)	(29,205)	0	0
59000-011 Transfer From Fund 011	0	1,500,000	4,654,820	4,654,820
TOTAL REVENUES	10,700,812	12,324,851	15,747,770	15,797,840
<b>EXPENDITURES</b>				
08009051 LIABILITY & PROPERTY INS FUND	7,955,555	13,886,305	15,532,250	15,546,210
08009052 SAFETY PROGRAM	75,887	108,288	366,190	407,190
TOTAL EXPENDITURES	8,031,442	13,994,592	15,898,440	15,953,400
OPERATING EXPENSES	ACTUAL FY 20-21	ACTUAL FY 21-22	ADOPTED FY 22-23	ADOPTED FY 23-24
61000 SALARIES & BENEFITS	718,232	685,752	690,390	781,960
62000 CONTRACTUALS	610,738	734,563	1,148,620	1,174,320
63000 COMMODITIES	50,151	112,517	205,790	211,290
64000 INSURANCE & CLAIMS	6,368,520	12,163,899	13,436,300	13,436,300
65000 FIXED CHARGES	283,800	274,750	355,420	288,350
66000 CAPITAL	0	0	18,000	27,500
67000 DEBT SERVICE	0	23,111	43,920	33,680
<b>TOTAL</b>	<b>8,031,442</b>	<b>13,994,592</b>	<b>15,898,440</b>	<b>15,953,400</b>

**LIABILITY AND PROPERTY INS FND**

HUMAN RESOURCES		ACCOUNTING UNIT			
LIABILITY & PROPERTY INS REVEN		08009002			
Account Code	LINE ITEM RESOURCES	ACTUAL FY 20-21	ACTUAL FY 21-22	ADOPTED FY 22-23	ADOPTED FY 23-24
56000	Charges To Departments	10,672,098	10,635,080	10,693,950	10,694,020
57000	Expense Reimbursement	748	88,959	0	0
57010	Miscellaneous Recoveries	53,483	15,936	200,000	100,000
57019	Insurance Reimbursement	13,570	(36)	150,000	300,000
58000	Earning On Investments	81,594	114,116	49,000	49,000
58002	Net Increase (Decrease) In Fai	(120,680)	(29,205)	0	0
59000	Transfer From Fund 011	0	1,500,000	4,654,820	4,654,820
	<b>SUBTOTAL REVENUES</b>	<b>10,700,812</b>	<b>12,324,851</b>	<b>15,747,770</b>	<b>15,797,840</b>
	<b>TOTAL</b>	<b>10,700,812</b>	<b>12,324,851</b>	<b>15,747,770</b>	<b>15,797,840</b>

**LIABILITY AND PROPERTY INS FND**

HUMAN RESOURCES		ACCOUNTING UNIT			
LIABILITY & PROPERTY INS FUND		08009051			
Account Code	LINE ITEM RESOURCES	ACTUAL FY 20-21	ACTUAL FY 21-22	ADOPTED FY 22-23	ADOPTED FY 23-24
61000	Salaries Regular	439,215	373,320	393,830	463,390
61010	Salaries Cash Out/Separation	8,001	36,131	0	25,000
61020	Salaries Part-Time	4,919	6,083	17,940	0
61040	Salaries Overtime	449	296	10,000	10,000
61100	Retirement-Employer Normal Cost	28,507	23,290	26,890	39,360
61102	Retirement- Employer Unfunded- Miscellaneous	144,220	152,546	75,970	47,520
61110	Part-Time Retirement	0	226	670	670
61120	Medicare Insurance	6,512	5,597	5,950	12,640
61130	Health Insurance	66,150	59,858	70,430	78,940
61170	Retiree Health Benefits	569	1,877	1,870	2,040
61180	Worker Compensation Insurance	19,690	25,480	26,950	22,090
	<b>SUBTOTAL SALARIES &amp; BENEFITS</b>	<b>718,232</b>	<b>684,705</b>	<b>630,500</b>	<b>701,650</b>
62010	Communications	3,570	3,570	1,020	15,840
62120	Training, Transportation, Meetings	4,180	1,999	4,690	15,000
62130	Tuition Reimbursement	0	0	6,000	6,000
62140	Membership, Subscription & Dues	7,701	3,238	6,700	6,700
62300	Contract Services-Professional	283,177	399,340	638,410	635,860
62302	Contracted Vendor Personnel Services	257,603	292,215	360,500	360,500
62600	Parking Validation	0	0	0	2,550
62700	Auto Expense	1,000	1,200	0	600
	<b>SUBTOTAL CONTRACTUALS</b>	<b>557,231</b>	<b>701,563</b>	<b>1,017,320</b>	<b>1,043,050</b>
63001	Miscellaneous Operating Expenses	27,771	38,277	30,790	36,290
	<b>SUBTOTAL COMMODITIES</b>	<b>27,771</b>	<b>38,277</b>	<b>30,790</b>	<b>36,290</b>
64010	Insurance Payment	3,936,800	6,782,705	9,036,300	9,036,300
64050	Losses Paid	2,547,534	5,261,329	4,200,000	4,200,000
64070	Unemployment Claims Paid	(115,814)	119,866	200,000	200,000
	<b>SUBTOTAL INSURANCE &amp; CLAIMS</b>	<b>6,368,520</b>	<b>12,163,899</b>	<b>13,436,300</b>	<b>13,436,300</b>
65000	Building Rental	71,660	55,200	67,140	67,140
65010	Rental City Equipment	13,000	0	0	0
65040	IT Maintenance Charge	14,460	20,730	18,130	19,060
65100	Insurance Charges	22,610	29,520	33,860	26,560
65105	Benefits Overhead	940	1,170	4,860	3,930
65400	Indirect Costs	161,130	168,130	231,430	151,050
	<b>SUBTOTAL FIXED CHARGES</b>	<b>283,800</b>	<b>274,750</b>	<b>355,420</b>	<b>267,740</b>
66400	Machinery & Equipment	0	0	10,000	10,000
66510	Computer Software	0	0	2,500	2,500
66511	Computer Software Subscriptions	0	0	0	15,000
66600	Books Records Video	0	0	5,500	0
	<b>SUBTOTAL CAPITAL</b>	<b>0</b>	<b>0</b>	<b>18,000</b>	<b>27,500</b>
67301	POB Principal-Misc	0	0	15,540	5,330
67311	POB Interest - Misc	0	23,111	28,380	28,350
	<b>SUBTOTAL DEBT SERVICE</b>	<b>0</b>	<b>23,111</b>	<b>43,920</b>	<b>33,680</b>
	<b>TOTAL</b>	<b>7,955,555</b>	<b>13,886,305</b>	<b>15,532,250</b>	<b>15,546,210</b>

**LIABILITY AND PROPERTY INS FND**

HUMAN RESOURCES		ACCOUNTING UNIT			
SAFETY PROGRAM		08009052			
Account Code	LINE ITEM RESOURCES	ACTUAL FY 20-21	ACTUAL FY 21-22	ADOPTED FY 22-23	ADOPTED FY 23-24
61000	Salaries Regular	0	0	44,400	55,430
61040	Salaries Overtime	0	1,047	0	0
61100	Retirement-Employer Normal Cost	0	0	4,990	6,960
61102	Retirement- Employer Unfunded- Miscellaneous	0	0	0	4,030
61120	Medicare Insurance	0	0	640	800
61130	Health Insurance	0	0	9,420	12,540
61170	Retiree Health Benefits	0	0	440	550
	<b>SUBTOTAL SALARIES &amp; BENEFITS</b>	<b>0</b>	<b>1,047</b>	<b>59,890</b>	<b>80,310</b>
62010	Communications	0	0	0	570
62120	Training, Transportation, Meetings	2,982	3,137	35,000	35,000
62140	Membership, Subscription & Dues	920	300	1,300	1,300
62300	Contract Services-Professional	49,385	29,564	95,000	94,400
62302	Contracted Vendor Personnel Services	220	0	0	0
	<b>SUBTOTAL CONTRACTUALS</b>	<b>53,507</b>	<b>33,000</b>	<b>131,300</b>	<b>131,270</b>
63001	Miscellaneous Operating Expenses	22,380	74,240	175,000	175,000
	<b>SUBTOTAL COMMODITIES</b>	<b>22,380</b>	<b>74,240</b>	<b>175,000</b>	<b>175,000</b>
65040	IT Maintenance Charge	0	0	0	2,840
65400	Indirect Costs	0	0	0	17,770
	<b>SUBTOTAL FIXED CHARGES</b>	<b>0</b>	<b>0</b>	<b>0</b>	<b>20,610</b>
	<b>TOTAL</b>	<b>75,887</b>	<b>108,288</b>	<b>366,190</b>	<b>407,190</b>

**EMPLOYEE GROUP INSURANCE  
DEPARTMENT RESOURCE SUMMARY**

**HUMAN RESOURCES**

<b>ACTIVITIES</b>		<b>ACTUAL FY 20-21</b>	<b>ACTUAL FY 21-22</b>	<b>ADOPTED FY 22-23</b>	<b>ADOPTED FY 23-24</b>
<b>REVENUES</b>					
56000	Charges To Departments	20,061,636	20,992,241	21,317,000	22,235,020
56090	Benefit Overhead Charge	398,383	399,444	1,399,410	1,399,410
56800	Employee Contribution	2,336,823	2,586,047	2,450,000	2,682,300
56801	Medical Contribution	272,478	241,326	240,000	254,620
56802	Child Care Contribution	80,642	79,048	97,000	102,910
56804	POA Retiree Health Insurance-City Contribution	1,167,623	2,457,740	1,300,500	0
58000	Earning On Investments	(231)	24	0	0
59000-011	Transfer From Fund 011	0	3,400,000	2,534,580	2,534,580
	<b>TOTAL REVENUES</b>	<b>24,317,354</b>	<b>30,155,870</b>	<b>29,338,490</b>	<b>29,208,840</b>
<b>EXPENDITURES</b>					
08109052	SECTION 125 BENEFITS.	266,385	329,782	346,500	367,610
08109053	EMPLOYEE GROUP INSURANCE	25,984,085	28,581,555	29,125,540	29,497,020
	<b>TOTAL EXPENDITURES</b>	<b>26,250,470</b>	<b>28,911,336</b>	<b>29,472,040</b>	<b>29,864,630</b>
<b>OPERATING EXPENSES</b>		<b>ACTUAL FY 20-21</b>	<b>ACTUAL FY 21-22</b>	<b>ADOPTED FY 22-23</b>	<b>ADOPTED FY 23-24</b>
61000	SALARIES & BENEFITS	945,009	926,766	1,057,180	1,035,960
62000	CONTRACTUALS	127,052	100,289	1,471,700	347,940
63000	COMMODITIES	1,846	3,696	20,000	20,000
64000	INSURANCE & CLAIMS	24,842,066	27,511,384	26,334,860	28,065,280
65000	FIXED CHARGES	334,495	340,689	534,110	353,890
67000	DEBT SERVICE	0	28,512	54,190	41,560
	<b>TOTAL</b>	<b>26,250,470</b>	<b>28,911,336</b>	<b>29,472,040</b>	<b>29,864,630</b>

**EMPLOYEE GROUP INSURANCE**

HUMAN RESOURCES		ACCOUNTING UNIT			
SECTION 125 BENEFITS REVENUE		08109002			
Account Code	LINE ITEM RESOURCES	ACTUAL FY 20-21	ACTUAL FY 21-22	ADOPTED FY 22-23	ADOPTED FY 23-24
56000	Charges To Departments	20,061,636	20,992,241	21,317,000	22,235,020
56090	Benefit Overhead Charge	398,383	399,444	1,399,410	1,399,410
56800	Employee Contribution	2,336,823	2,586,047	2,450,000	2,682,300
56801	Medical Contribution	272,478	241,326	240,000	254,620
56802	Child Care Contribution	80,642	79,048	97,000	102,910
56804	POA Retiree Health Insurance-City Contribution	1,167,623	2,457,740	1,300,500	0
58000	Earning On Investments	(231)	24	0	0
59000	Transfer From Fund 011	0	3,400,000	2,534,580	2,534,580
	<b>SUBTOTAL REVENUES</b>	<b>24,317,354</b>	<b>30,155,870</b>	<b>29,338,490</b>	<b>29,208,840</b>
	<b>TOTAL</b>	<b>24,317,354</b>	<b>30,155,870</b>	<b>29,338,490</b>	<b>29,208,840</b>



**EMPLOYEE GROUP INSURANCE**

HUMAN RESOURCES		ACCOUNTING UNIT			
SECTION 125 BENEFITS.		08109052			
Account Code	LINE ITEM RESOURCES	ACTUAL FY 20-21	ACTUAL FY 21-22	ADOPTED FY 22-23	ADOPTED FY 23-24
64090	Benefit Payments-Medical	208,018	252,701	240,000	254,620
64093	Benefit Payments-Child Care	58,365	77,080	97,000	102,910
64094	Flex Acct Bank Charges	1	0	9,500	10,080
	<b>SUBTOTAL INSURANCE &amp; CLAIMS</b>	<b>266,385</b>	<b>329,782</b>	<b>346,500</b>	<b>367,610</b>
	<b>TOTAL</b>	<b>266,385</b>	<b>329,782</b>	<b>346,500</b>	<b>367,610</b>

**EMPLOYEE GROUP INSURANCE**

HUMAN RESOURCES		ACCOUNTING UNIT			
EMPLOYEE GROUP INSURANCE		08109053			
Account Code	LINE ITEM RESOURCES	ACTUAL FY 20-21	ACTUAL FY 21-22	ADOPTED FY 22-23	ADOPTED FY 23-24
61000	Salaries Regular	585,539	532,974	726,940	678,090
61010	Salaries Cash Out/Separation	33,690	57,922	0	0
61020	Salaries Part-Time	0	0	0	39,050
61040	Salaries Overtime	2,403	10,328	12,000	12,000
61100	Retirement-Employer Normal Cost	35,169	29,339	61,580	72,940
61102	Retirement- Employer Unfunded- Miscellaneous	177,927	186,846	93,730	100,100
61120	Medicare Insurance	8,833	7,527	10,520	9,840
61130	Health Insurance	69,235	68,821	113,320	89,190
61170	Retiree Health Benefits	922	1,198	3,570	3,720
61180	Worker Compensation Insurance	31,290	31,810	35,520	31,030
	<b>SUBTOTAL SALARIES &amp; BENEFITS</b>	<b>945,009</b>	<b>926,766</b>	<b>1,057,180</b>	<b>1,035,960</b>
62010	Communications	4,080	4,080	4,000	11,970
62120	Training, Transportation, Meetings	12,829	3,984	22,000	22,000
62131	SAMA Wellness and Fitness Program Reimbursements	0	0	300	300
62140	Membership, Subscription & Dues	433	420	3,500	3,500
62200	Advertising	0	1,324	0	0
62300	Contract Services-Professional	88,579	89,281	1,433,500	301,770
62302	Contracted Vendor Personnel Services	19,131	0	0	0
62322	Maintenance & Repair Machinery	0	0	6,700	6,700
62600	Parking Validation	0	0	500	500
62700	Auto Expense	2,000	1,200	1,200	1,200
	<b>SUBTOTAL CONTRACTUALS</b>	<b>127,052</b>	<b>100,289</b>	<b>1,471,700</b>	<b>347,940</b>
63001	Miscellaneous Operating Expenses	1,846	3,696	20,000	20,000
	<b>SUBTOTAL COMMODITIES</b>	<b>1,846</b>	<b>3,696</b>	<b>20,000</b>	<b>20,000</b>
64010	Insurance Payment	22,621,632	25,098,340	23,867,160	25,480,810
64060	Insurance Pass Through	1,953,924	2,075,362	2,106,200	2,201,410
64092	Benefit Payments-Wellness	126	7,901	15,000	15,450
	<b>SUBTOTAL INSURANCE &amp; CLAIMS</b>	<b>24,575,682</b>	<b>27,181,603</b>	<b>25,988,360</b>	<b>27,697,670</b>
65000	Building Rental	40,310	31,050	37,760	37,760
65040	IT Maintenance Charge	40,060	29,080	33,190	39,530
65100	Insurance Charges	35,930	36,860	44,650	37,310
65105	Benefits Overhead	1,490	1,480	6,400	5,530
65210	Delivery Charges	1,690	1,690	0	0
65400	Indirect Costs	215,015	240,529	412,110	233,760
	<b>SUBTOTAL FIXED CHARGES</b>	<b>334,495</b>	<b>340,689</b>	<b>534,110</b>	<b>353,890</b>
67301	POB Principal-Misc	0	0	19,180	6,580
67311	POB Interest - Misc	0	28,512	35,010	34,980
	<b>SUBTOTAL DEBT SERVICE</b>	<b>0</b>	<b>28,512</b>	<b>54,190</b>	<b>41,560</b>
	<b>TOTAL</b>	<b>25,984,085</b>	<b>28,581,555</b>	<b>29,125,540</b>	<b>29,497,020</b>

**WORKERS COMPENSATION FUND  
DEPARTMENT RESOURCE SUMMARY**

**HUMAN RESOURCES**

ACTIVITIES		ACTUAL FY 20-21	ACTUAL FY 21-22	ADOPTED FY 22-23	ADOPTED FY 23-24
<b>REVENUES</b>					
56000	Charges To Departments	9,608,736	9,619,677	9,615,450	9,647,980
56900	Principal Repayment	0	0	292,000	292,000
57000	Expense Reimbursement	0	0	126,000	126,000
57006	Expense Reimbursement-Condemn Deposit	0	465	0	0
57010	Miscellaneous Recoveries	6,494	0	0	0
58000	Earning On Investments	112,799	117,796	68,100	68,100
58002	Net Increase (Decrease) In Fai	(172,210)	(1,067,419)	0	0
	<b>TOTAL REVENUES</b>	<b>9,555,819</b>	<b>8,670,519</b>	<b>10,101,550</b>	<b>10,134,080</b>
<b>EXPENDITURES</b>					
08209052	SAFETY PROGRAM	89,713	106,567	477,170	521,800
08209054	WORKERS COMPENSATION FUND	9,673,318	8,530,237	9,531,730	9,515,180
	<b>TOTAL EXPENDITURES</b>	<b>9,763,031</b>	<b>8,636,804</b>	<b>10,008,900</b>	<b>10,036,980</b>
OPERATING EXPENSES		ACTUAL FY 20-21	ACTUAL FY 21-22	ADOPTED FY 22-23	ADOPTED FY 23-24
61000	SALARIES & BENEFITS	584,953	565,541	537,570	586,220
62000	CONTRACTUALS	1,801,823	1,417,964	2,356,690	2,400,310
63000	COMMODITIES	32,712	93,380	291,000	291,000
64000	INSURANCE & CLAIMS	7,080,197	6,315,537	6,500,000	6,500,000
65000	FIXED CHARGES	263,347	224,396	285,660	230,320
67000	DEBT SERVICE	0	19,984	37,980	29,130
	<b>TOTAL</b>	<b>9,763,031</b>	<b>8,636,804</b>	<b>10,008,900</b>	<b>10,036,980</b>

**WORKERS COMPENSATION FUND**

HUMAN RESOURCES		ACCOUNTING UNIT			
WORKERS COMPENSATION REVENUE		08209002			
Account Code	LINE ITEM RESOURCES	ACTUAL FY 20-21	ACTUAL FY 21-22	ADOPTED FY 22-23	ADOPTED FY 23-24
56000	Charges To Departments	9,608,736	9,619,677	9,615,450	9,647,980
56900	Principal Repayment	0	0	292,000	292,000
57000	Expense Reimbursement	0	0	126,000	126,000
57006	Expense Reimbursement-Condemn Deposit	0	465	0	0
57010	Miscellaneous Recoveries	6,494	0	0	0
58000	Earning On Investments	112,799	117,796	68,100	68,100
58002	Net Increase (Decrease) In Fai	(172,210)	(1,067,419)	0	0
	<b>SUBTOTAL REVENUES</b>	<b>9,555,819</b>	<b>8,670,519</b>	<b>10,101,550</b>	<b>10,134,080</b>
	<b>TOTAL</b>	<b>9,555,819</b>	<b>8,670,519</b>	<b>10,101,550</b>	<b>10,134,080</b>

**WORKERS COMPENSATION FUND**

HUMAN RESOURCES		ACCOUNTING UNIT			
SAFETY PROGRAM		08209052			
Account Code	LINE ITEM RESOURCES	ACTUAL FY 20-21	ACTUAL FY 21-22	ADOPTED FY 22-23	ADOPTED FY 23-24
61000	Salaries Regular	0	0	44,400	55,430
61100	Retirement-Employer Normal Cost	0	0	4,980	6,950
61102	Retirement- Employer Unfunded- Miscellaneous	0	0	0	4,030
61120	Medicare Insurance	0	0	650	810
61130	Health Insurance	0	0	9,390	12,540
61170	Retiree Health Benefits	0	0	450	560
	<b>SUBTOTAL SALARIES &amp; BENEFITS</b>	<b>0</b>	<b>0</b>	<b>59,870</b>	<b>80,320</b>
62010	Communications	0	0	0	3,570
62120	Training, Transportation, Meetings	8,175	4,733	45,000	45,000
62140	Membership, Subscription & Dues	300	0	1,300	1,300
62300	Contract Services-Professional	63,218	11,925	95,000	94,400
62302	Contracted Vendor Personnel Services	315	0	0	0
62700	Auto Expense	0	0	0	600
	<b>SUBTOTAL CONTRACTUALS</b>	<b>72,008</b>	<b>16,657</b>	<b>141,300</b>	<b>144,870</b>
63001	Miscellaneous Operating Expenses	17,705	89,910	276,000	276,000
	<b>SUBTOTAL COMMODITIES</b>	<b>17,705</b>	<b>89,910</b>	<b>276,000</b>	<b>276,000</b>
65040	IT Maintenance Charge	0	0	0	2,840
65400	Indirect Costs	0	0	0	17,770
	<b>SUBTOTAL FIXED CHARGES</b>	<b>0</b>	<b>0</b>	<b>0</b>	<b>20,610</b>
	<b>TOTAL</b>	<b>89,713</b>	<b>106,567</b>	<b>477,170</b>	<b>521,800</b>

**WORKERS COMPENSATION FUND**

HUMAN RESOURCES		ACCOUNTING UNIT			
WORKERS COMPENSATION FUND		08209054			
Account Code	LINE ITEM RESOURCES	ACTUAL FY 20-21	ACTUAL FY 21-22	ADOPTED FY 22-23	ADOPTED FY 23-24
61000	Salaries Regular	342,664	275,775	290,870	327,470
61010	Salaries Cash Out/Separation	8,001	48,175	0	25,000
61020	Salaries Part-Time	13,881	9,897	15,000	0
61040	Salaries Overtime	136	296	10,000	10,000
61100	Retirement-Employer Normal Cost	24,651	20,351	23,350	31,010
61102	Retirement- Employer Unfunded- Miscellaneous	124,711	132,557	65,700	40,230
61110	Part-Time Retirement	336	353	0	0
61120	Medicare Insurance	5,256	4,285	4,210	4,730
61130	Health Insurance	45,278	39,023	44,930	48,780
61170	Retiree Health Benefits	770	1,938	2,010	2,050
61180	Worker Compensation Insurance	19,270	32,890	21,630	16,630
	<b>SUBTOTAL SALARIES &amp; BENEFITS</b>	<b>584,953</b>	<b>565,541</b>	<b>477,700</b>	<b>505,900</b>
62010	Communications	4,080	4,080	0	14,640
62120	Training, Transportation, Meetings	2,510	2,073	14,000	14,000
62130	Tuition Reimbursement	0	0	0	6,000
62140	Membership, Subscription & Dues	0	300	1,150	1,150
62300	Contract Services-Professional	331,380	2,834	1,579,900	1,576,500
62302	Contracted Vendor Personnel Services	1,390,845	1,390,819	620,340	640,000
62600	Parking Validation	0	0	0	2,550
62700	Auto Expense	1,000	1,200	0	600
	<b>SUBTOTAL CONTRACTUALS</b>	<b>1,729,815</b>	<b>1,401,307</b>	<b>2,215,390</b>	<b>2,255,440</b>
63001	Miscellaneous Operating Expenses	15,007	3,471	15,000	15,000
	<b>SUBTOTAL COMMODITIES</b>	<b>15,007</b>	<b>3,471</b>	<b>15,000</b>	<b>15,000</b>
64010	Insurance Payment	586,909	933,562	1,300,000	1,300,000
64080	Benefit Payments	4,915,966	4,786,624	5,200,000	5,200,000
64081	Benefit Payments-OCFA	1,577,322	595,352	0	0
	<b>SUBTOTAL INSURANCE &amp; CLAIMS</b>	<b>7,080,197</b>	<b>6,315,537</b>	<b>6,500,000</b>	<b>6,500,000</b>
65000	Building Rental	71,660	55,200	67,140	67,140
65040	IT Maintenance Charge	38,550	15,260	15,060	13,080
65100	Insurance Charges	22,130	25,530	27,190	20,000
65105	Benefits Overhead	920	780	3,900	2,960
65210	Delivery Charges	1,250	1,250	0	0
65400	Indirect Costs	128,837	126,376	172,370	106,530
	<b>SUBTOTAL FIXED CHARGES</b>	<b>263,347</b>	<b>224,396</b>	<b>285,660</b>	<b>209,710</b>
67301	POB Principal-Misc	0	0	13,440	4,610
67311	POB Interest - Misc	0	19,984	24,540	24,520
	<b>SUBTOTAL DEBT SERVICE</b>	<b>0</b>	<b>19,984</b>	<b>37,980</b>	<b>29,130</b>
	<b>TOTAL</b>	<b>9,673,318</b>	<b>8,530,237</b>	<b>9,531,730</b>	<b>9,515,180</b>

**QUALITY SERVICE TRAINING  
DEPARTMENT RESOURCE SUMMARY**

**HUMAN RESOURCES**

<b>ACTIVITIES</b>		<b>ACTUAL FY 20-21</b>	<b>ACTUAL FY 21-22</b>	<b>ADOPTED FY 22-23</b>	<b>ADOPTED FY 23-24</b>
EXPENDITURES					
08809050	QUALITY SERVICE TRAINING	25,000	79,537	307,500	0
	TOTAL EXPENDITURES	25,000	79,537	307,500	0
<b>OPERATING EXPENSES</b>		<b>ACTUAL FY 20-21</b>	<b>ACTUAL FY 21-22</b>	<b>ADOPTED FY 22-23</b>	<b>ADOPTED FY 23-24</b>
62000	CONTRACTUALS	25,000	0	300,000	0
63000	COMMODITIES	0	0	7,500	0
66000	CAPITAL	0	79,537	0	0
	<b>TOTAL</b>	<b>25,000</b>	<b>79,537</b>	<b>307,500</b>	<b>0</b>

**QUALITY SERVICE TRAINING**

HUMAN RESOURCES		ACCOUNTING UNIT			
QUALITY SERVICE TRAINING		08809050			
Account Code	LINE ITEM RESOURCES	ACTUAL FY 20-21	ACTUAL FY 21-22	ADOPTED FY 22-23	ADOPTED FY 23-24
62300	Contract Services-Professional	25,000	0	300,000	0
	<b>SUBTOTAL CONTRACTUALS</b>	<b>25,000</b>	<b>0</b>	<b>300,000</b>	<b>0</b>
63001	Miscellaneous Operating Expenses	0	0	7,500	0
	<b>SUBTOTAL COMMODITIES</b>	<b>0</b>	<b>0</b>	<b>7,500</b>	<b>0</b>
66511	Computer Software Subscriptions	0	79,537	0	0
	<b>SUBTOTAL CAPITAL</b>	<b>0</b>	<b>79,537</b>	<b>0</b>	<b>0</b>
	<b>TOTAL</b>	<b>25,000</b>	<b>79,537</b>	<b>307,500</b>	<b>0</b>



**American Rescue Plan Act  
DEPARTMENT RESOURCE SUMMARY**

**HUMAN RESOURCES**

ACTIVITIES	ACTUAL FY 20-21	ACTUAL FY 21-22	ADOPTED FY 22-23	ADOPTED FY 23-24
EXPENDITURES				
18109013 ARPA - HUMAN RESOURCES	0	60,896	115,250	129,880
TOTAL EXPENDITURES	0	60,896	115,250	129,880
OPERATING EXPENSES	ACTUAL FY 20-21	ACTUAL FY 21-22	ADOPTED FY 22-23	ADOPTED FY 23-24
61000 SALARIES & BENEFITS	0	60,896	115,250	118,920
62000 CONTRACTUALS	0	0	0	1,150
65000 FIXED CHARGES	0	0	0	9,810
<b>TOTAL</b>	<b>0</b>	<b>60,896</b>	<b>115,250</b>	<b>129,880</b>

**American Rescue Plan Act**

<b>HUMAN RESOURCES</b>		<b>ACCOUNTING UNIT</b>			
<b>ARPA - HUMAN RESOURCES</b>		<b>18109013</b>			
<b>Account Code</b>	<b>LINE ITEM RESOURCES</b>	<b>ACTUAL FY 20-21</b>	<b>ACTUAL FY 21-22</b>	<b>ADOPTED FY 22-23</b>	<b>ADOPTED FY 23-24</b>
61000	Salaries Regular	0	51,297	80,770	80,430
61040	Salaries Overtime	0	1,056	0	0
61100	Retirement-Employer Normal Cost	0	1,989	9,070	10,090
61120	Medicare Insurance	0	750	1,170	1,170
61130	Health Insurance	0	5,805	24,240	24,240
61180	Worker Compensation Insurance	0	0	0	2,990
	<b>SUBTOTAL SALARIES &amp; BENEFITS</b>	<b>0</b>	<b>60,896</b>	<b>115,250</b>	<b>118,920</b>
62010	Communications	0	0	0	1,150
	<b>SUBTOTAL CONTRACTUALS</b>	<b>0</b>	<b>0</b>	<b>0</b>	<b>1,150</b>
65040	IT Maintenance Charge	0	0	0	5,690
65100	Insurance Charges	0	0	0	3,590
65105	Benefits Overhead	0	0	0	530
	<b>SUBTOTAL FIXED CHARGES</b>	<b>0</b>	<b>0</b>	<b>0</b>	<b>9,810</b>
	<b>TOTAL</b>	<b>0</b>	<b>60,896</b>	<b>115,250</b>	<b>129,880</b>

# Finance & Management Services





**This Page Intentionally  
Left Blank**

**Finance & Management Services  
Position Summary**

Authorized Personnel	Funded FY 22-23	Workforce Changes	Funded FY 23-24
Accountant I	2	0	2
Accountant II	6	1	7
Accounting Manager (MM)	1	0	1
Accounts Payable Supervisor	1	0	1
Accounts Payable Technician*	3	0	3
Administrative Services Manager (MM)	1	0	1
Assistant Buyer	1	0	1
Assistant Dir of Finance and Management Svcs (MM)	1	0	1
Budget and Research Manager (AM)	1	0	1
Business Tax Collector/Inspector	3	0	3
Buyer	4	(1)	3
Central Services Supervisor	1	0	1
Customer Service Representative	6	0	6
Data Entry Office Asst	1	0	1
Executive Dir Finance & Management Svcs (EM)	1	0	1
Executive Secretary (UC)	1	0	1
Financial Analyst (UC)	1	0	1
Meter Reader Collector	5	0	5
Payroll Manager (AM)	1	0	1
Payroll Systems Analyst (UC)	1	0	1
Payroll Technician (UC)	4	0	4
Purchasing Supervisor	1	0	1
Reprographic Equipment Operator	1	0	1
Revenue Supervisor	1	0	1
Senior Accountant	3	0	3
Senior Accounting Assistant	2	0	2
Senior Accounting Assistant/Systems Technician	2	0	2
Senior Budget Analyst (AM)	2	0	2
Senior Buyer	0	1	1
Senior Financial Analyst (AM)	1	0	1
Senior Management Analyst (AM)	1	0	1
Senior Payroll Technician (UC)	1	0	1
Supervising Accountant	1	0	1
Treasury and Customer Services Manager (MM)	1	0	1
Treasury Services Specialist	1	0	1
Treasury Services Supervisor	1	0	1
Utilities Billing/Systems Technician	2	0	2
Utilities Customer Service Supervisor	1	0	1
<b>Funded Total</b>	<b>68</b>	<b>1</b>	<b>69</b>

\*Job title change

GENERAL FUND	61.90
CANNABIS PUBLIC BENEFIT FUND	0.85
ENTERPRISE FUND	1.00
FEDERAL/STATE GRANTS	4.75
OTHER RESTRICTED FUND	0.50
<b>TOTAL FUNDED POSITIONS</b>	<b>69.00</b>



**This Page Intentionally  
Left Blank**

# FINANCE AND MANAGEMENT SERVICES

## DEPARTMENT PROGRAMS



### **Management & Budget**

- This division is responsible for the improvement of operational efficiency through the review, preparation, and monitoring of the City's operating and capital budgets and long-term financial planning.



### **Accounting**

- Accounting provides true, current and accurate financial information and support services to internal and external customers while safeguarding the City's assets, promoting ethical behavior, and maintaining a high level of compliance with applicable accounting pronouncements, laws, and regulations.



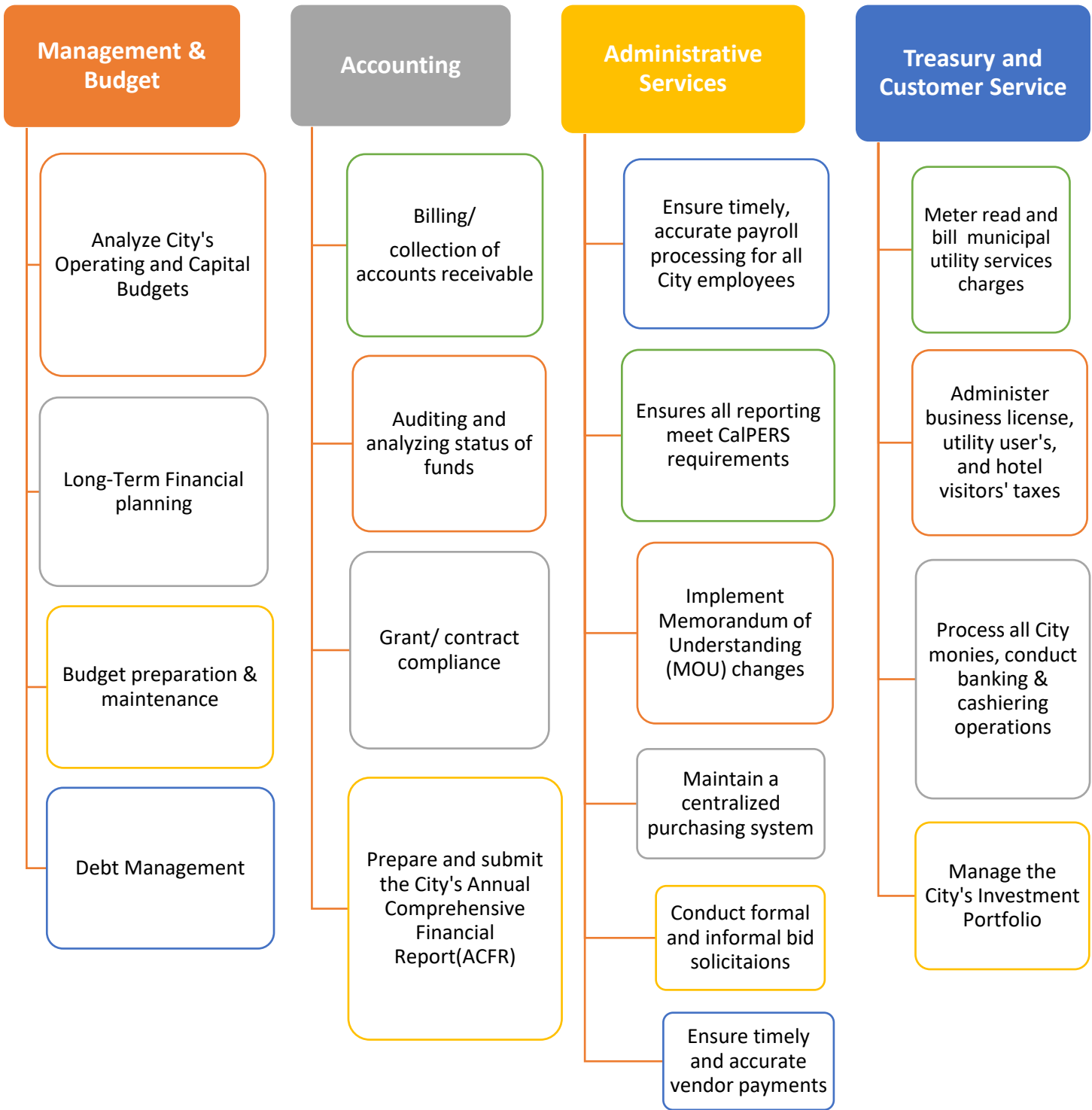
### **Administrative Services**

- Payroll- Ensures all employees are paid accurately and in a timely manner; complies with City policies, federal and state tax and labor laws; conforms to negotiated pay and benefits as identified in employee contracts.
- Purchasing- Develops technical specifications, advertising and billing procedures and payment processing.
- Central Services- Provides in-house reprographic duplication, special one-time print order photocopying, and direct confidential messaging services.



### **Treasury & Customer Service**

- To assess & collect city taxes, licenses, municipal utility charges, and other revenues in a courteous manner while providing for receipt, custody, deposit, and investment of City funds through sound and prudent investment policies and procedures.





## ***Department Summary***

The Finance Department manages internal City financial operations and controls at the highest level of efficiency with effective staffing and management. The department safeguards public funds through proper internal controls, expenditure, and service operations while providing support services for all City agencies and residents.

## ***Accomplishments***

- Prepared & Implemented voter-approved ballot measure for Business License Tax equity and tax holiday.
- Successfully transitioned away from the antiquated salary matrix and implemented bi-weekly payroll.
- Earned awards for the budget document and annual financial statements, and implemented a new financial reporting standard requiring review of every City contract with a lease component.
- Completed multiple revenue-source audits.

# Strategic Priorities



**Financial Stability** Protect and enhance revenue streams while maintaining a healthy reserve balance to provide for the expenditure of funds in support of the long-term priorities of the City's strategic plan.



**Community Safety** Provide a safe environment for residents and visitors while reducing crime and addressing the impacts of homelessness on our quality of life.








**Modern Facilities & Infrastructure** Ensure maintenance and preservation of City facilities and roadways to better serve the population and visitors.



**Efficient City Services** Streamline the methods of providing services to help ensure doing business with the City is easier and more efficient.



**Economic Diversification & Expansion** Enhance economic vitality by growing revenue streams, attracting quality jobs, diverse businesses and desired amenities for residents.

Strategic Plan & Goals For FY 23-24					
Implement new dog license software. Go-Live expected summer 2023.				X	
Work with other departments to improve payment-processing for the permit counter and the Zoo.				X	
Obtain City Council approval for acquisition of new business license software (delayed for preparation, support, and implementation of Measure W).				X	
Support procurement of a new ERP system for financials and payroll.				X	

# KEY PERFORMANCE MEASURES

Strategic Priority: Efficient City Services; Financial Stability

Measure	5-Year Trajectory	FY 21-22 Actual	FY 22-23 Target	FY 23-24 Target
# of days to publish Audited Financial Statements	Steady	181	160	165
Days to complete monthly close	Modest	17	15	15
# of Business Licenses	Modest	28,916	29,470	30,100
Average days to process requisitions	Steady	18.5	15	15
Percentage variance of final actual revenue vs. original budget (annual, for General Fund only)	Steady	12.95%	2.5%	2.5%
# of days to publish Adopted Budget Book	Steady	30 days after adoption	30 days after adoption	21 days after adoption
Max # of payroll errors	Steady	10	6	6



**This Page Intentionally  
Left Blank**

# Finance Department

## REVENUE

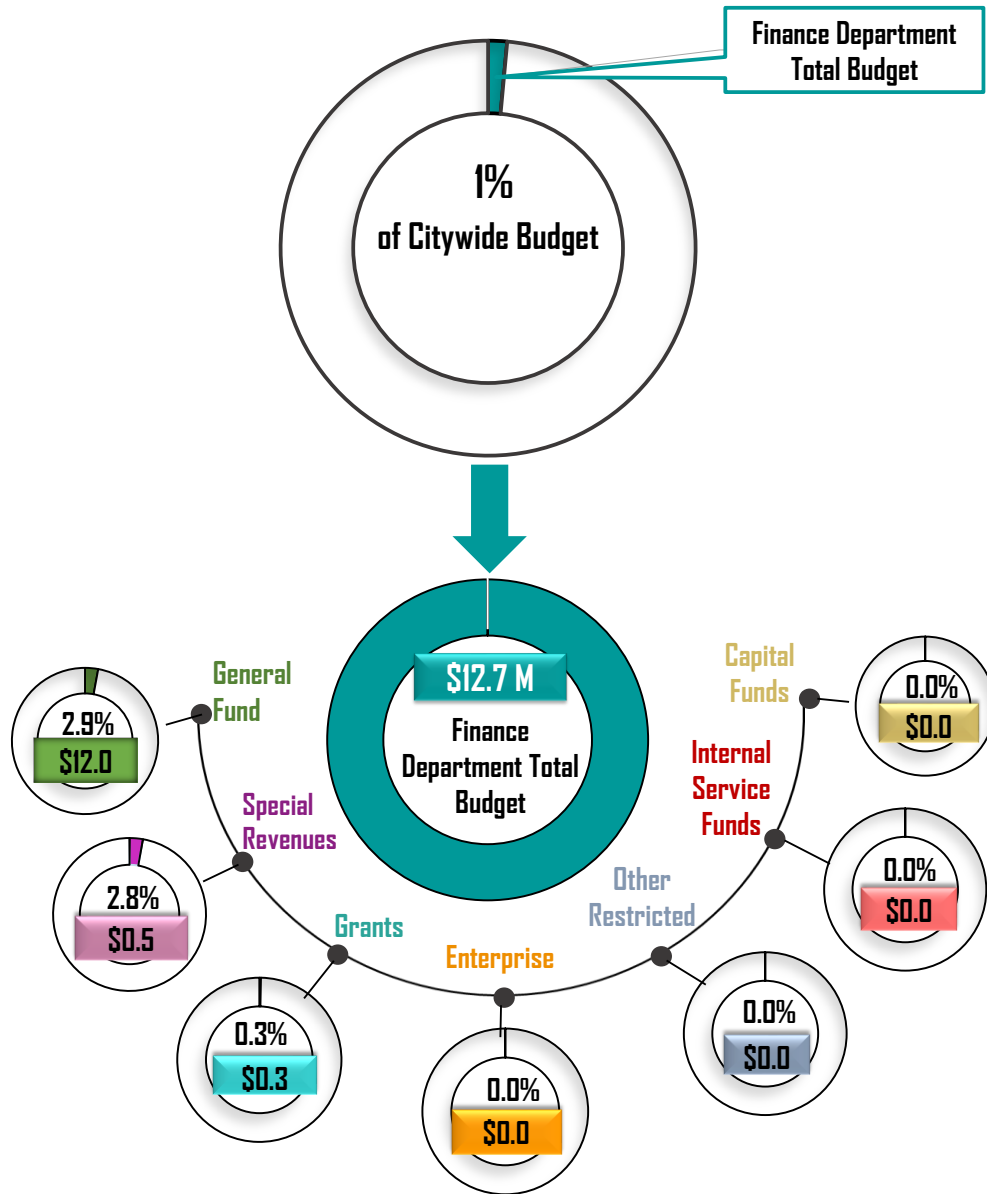
Fund	ACTUAL FY 20-21	ACTUAL FY 21-22	ADOPTED FY 22-23	ADOPTED FY 23-24
011 GENERAL FUND	1,000,545	536,391	606,000	638,500
071 CENTRAL SERVICES	451,078	915,824	-	-
100 457 ADMIN PLAN	-	-	67,300	69,300
174 CARES ACT	2,482,268	-	-	-
<b>TOTAL REVENUE</b>	<b>3,933,891</b>	<b>1,452,215</b>	<b>673,300</b>	<b>707,800</b>

## EXPENDITURE

Fund	ACTUAL FY 20-21	ACTUAL FY 21-22	ADOPTED FY 22-23	ADOPTED FY 23-24
011 GENERAL FUND	8,788,857	9,270,019	11,713,490	11,973,870
012 CANNABIS PUBLIC BENEFIT	89,590	107,949	361,530	362,990
071 CENTRAL SERVICES	661,562	680,638	-	-
100 457 ADMIN PLAN	-	-	93,000	93,000
174 CARES ACT	892,171	-	-	-
176 CARES ACT-STATE	927,349	-	-	-
181 American Rescue Plan Act	265,000	503,933	308,790	317,800
<b>TOTAL EXPENDITURE</b>	<b>11,624,529</b>	<b>10,562,539</b>	<b>12,476,810</b>	<b>12,747,660</b>



**This Page Intentionally  
Left Blank**





**This Page Intentionally  
Left Blank**



**GENERAL FUND  
DEPARTMENT RESOURCE SUMMARY**

**FINANCE DEPARTMENT**

ACTIVITIES	ACTUAL FY 20-21	ACTUAL FY 21-22	ADOPTED FY 22-23	ADOPTED FY 23-24
<b>EXPENDITURES</b>				
01110017 FMSA - SERVICE ENHANCEMENT	0	127,544	319,550	317,350
01110100 FIN/MGMT SVS-MANAGEMENT & SUPT	1,249,637	1,470,967	1,503,460	1,646,840
01110110 FIN/MGMT SVS-ACCOUNTING	2,417,922	2,530,727	2,944,490	3,119,020
01110115 FIN/MGMT SVS-PAYROLL	989,345	900,707	945,540	934,270
01110120 FIN/MGMT SVS-PURCHASING	672,018	781,338	1,573,700	1,626,540
01110130 FIN/MGMT SVS-TREAS/CUST SVS	2,631,354	2,414,249	2,801,930	2,441,530
01110131 FIN/MGMT SVS-MUNICIPAL UTILITY SERVICES	828,582	1,044,485	1,184,840	1,323,160
01110132 FIN/MGMT SVS-TAX AND LICENSING	0	0	439,980	565,160
TOTAL EXPENDITURES	8,788,857	9,270,019	11,713,490	11,973,870
<b>OPERATING EXPENSES</b>				
61000 SALARIES & BENEFITS	6,478,930	7,150,168	8,264,520	8,409,070
62000 CONTRACTUALS	1,124,759	921,097	1,390,850	1,404,420
63000 COMMODITIES	138,565	183,747	454,660	451,800
65000 FIXED CHARGES	945,120	909,630	1,497,400	1,507,090
66000 CAPITAL	38,093	43,068	45,000	140,630
68000 TRANSFERS	52,590	51,710	51,560	51,360
69000 MISCELLANEOUS	10,800	10,598	9,500	9,500
<b>TOTAL</b>	<b>8,788,857</b>	<b>9,270,019</b>	<b>11,713,490</b>	<b>11,973,870</b>

**GENERAL FUND**

FINANCE DEPARTMENT		ACCOUNTING UNIT			
FMSA - SERVICE ENHANCEMENT		01110017			
Account Code	LINE ITEM RESOURCES	ACTUAL FY 20-21	ACTUAL FY 21-22	ADOPTED FY 22-23	ADOPTED FY 23-24
61000	Salaries Regular	0	48,715	66,610	69,980
61100	Retirement-Employer Normal Cost	0	5,684	7,480	8,780
61120	Medicare Insurance	0	689	970	1,010
61130	Health Insurance	0	18,299	24,240	24,240
61180	Worker Compensation Insurance	0	0	0	2,750
	<b>SUBTOTAL SALARIES &amp; BENEFITS</b>	<b>0</b>	<b>73,387</b>	<b>99,300</b>	<b>106,760</b>
62010	Communications	0	0	0	1,150
62300	Contract Services-Professional	0	54,157	220,250	200,250
	<b>SUBTOTAL CONTRACTUALS</b>	<b>0</b>	<b>54,157</b>	<b>220,250</b>	<b>201,400</b>
65040	IT Maintenance Charge	0	0	0	5,690
65100	Insurance Charges	0	0	0	2,990
65105	Benefits Overhead	0	0	0	510
	<b>SUBTOTAL FIXED CHARGES</b>	<b>0</b>	<b>0</b>	<b>0</b>	<b>9,190</b>
	<b>TOTAL</b>	<b>0</b>	<b>127,544</b>	<b>319,550</b>	<b>317,350</b>

**GENERAL FUND**

FINANCE DEPARTMENT		ACCOUNTING UNIT			
FIN/MGMT SVS-MUNICIPAL UTILITY SERVICES		01110131			
Account Code	LINE ITEM RESOURCES	ACTUAL FY 20-21	ACTUAL FY 21-22	ADOPTED FY 22-23	ADOPTED FY 23-24
61000	Salaries Regular	585,030	613,881	692,070	729,200
61020	Salaries Part-Time	74,174	66,439	102,440	122,860
61040	Salaries Overtime	22,301	72,795	50,000	50,000
61100	Retirement-Employer Normal Cost	43,703	46,804	49,680	72,030
61110	Part-Time Retirement	2,781	1,912	3,840	4,610
61120	Medicare Insurance	8,315	8,938	11,390	12,330
61130	Health Insurance	92,277	106,274	135,120	183,360
61180	Worker Compensation Insurance	0	38,220	38,760	38,390
	<b>SUBTOTAL SALARIES &amp; BENEFITS</b>	<b>828,582</b>	<b>955,262</b>	<b>1,083,300</b>	<b>1,212,780</b>
62010	Communications	0	0	0	10,320
62300	Contract Services-Professional	0	134	0	0
	<b>SUBTOTAL CONTRACTUALS</b>	<b>0</b>	<b>134</b>	<b>0</b>	<b>10,320</b>
65040	IT Maintenance Charge	0	46,060	50,200	51,200
65100	Insurance Charges	0	41,110	44,130	41,810
65105	Benefits Overhead	0	1,920	7,210	7,050
	<b>SUBTOTAL FIXED CHARGES</b>	<b>0</b>	<b>89,090</b>	<b>101,540</b>	<b>100,060</b>
	<b>TOTAL</b>	<b>828,582</b>	<b>1,044,485</b>	<b>1,184,840</b>	<b>1,323,160</b>

**GENERAL FUND**

FINANCE DEPARTMENT		ACCOUNTING UNIT			
FIN/MGMT SVS-TAX AND LICENSING		01110132			
Account Code	LINE ITEM RESOURCES	ACTUAL FY 20-21	ACTUAL FY 21-22	ADOPTED FY 22-23	ADOPTED FY 23-24
61000	Salaries Regular	0	0	245,420	320,830
61020	Salaries Part-Time	0	0	106,130	118,830
61100	Retirement-Employer Normal Cost	0	0	18,320	31,020
61110	Part-Time Retirement	0	0	3,980	4,390
61120	Medicare Insurance	0	0	5,090	6,330
61130	Health Insurance	0	0	42,040	62,230
	<b>SUBTOTAL SALARIES &amp; BENEFITS</b>	<b>0</b>	<b>0</b>	<b>420,980</b>	<b>543,630</b>
62010	Communications	0	0	0	3,610
	<b>SUBTOTAL CONTRACTUALS</b>	<b>0</b>	<b>0</b>	<b>0</b>	<b>3,610</b>
63001	Miscellaneous Operating Expenses	0	0	19,000	0
	<b>SUBTOTAL COMMODITIES</b>	<b>0</b>	<b>0</b>	<b>19,000</b>	<b>0</b>
65040	IT Maintenance Charge	0	0	0	17,920
	<b>SUBTOTAL FIXED CHARGES</b>	<b>0</b>	<b>0</b>	<b>0</b>	<b>17,920</b>
	<b>TOTAL</b>	<b>0</b>	<b>0</b>	<b>439,980</b>	<b>565,160</b>

**GENERAL FUND**

FINANCE DEPARTMENT		ACCOUNTING UNIT			
FIN/MGMT SVS-MANAGEMENT & SUPT		01110002			
Account Code	LINE ITEM RESOURCES	ACTUAL FY 20-21	ACTUAL FY 21-22	ADOPTED FY 22-23	ADOPTED FY 23-24
51001	Bingo Licenses	0	125	0	0
51002	Dog Licenses	574,632	590,603	600,000	625,000
51003	Dog Licenses-Civic Collections Inc	0	28	0	0
52365	AB678 Ground Emerg. Medical Transp.(GEMT) Reim	56,332	(281,894)	0	0
52366	CASp Certification Training Fund	15,674	15,641	5,500	6,500
53901	Stop Pmt/Reissue Fee	190	121	0	0
53902	Misc Service Charge	317,742	145,362	0	0
57000	Expense Reimbursement	34,945	58,876	0	0
57010	Miscellaneous Recoveries	878	9,264	0	0
57900	Bad Check Recoveries	153	166	500	7,000
57993	Write Off Collections	0	(1,902)	0	0
	<b>SUBTOTAL REVENUES</b>	<b>1,000,545</b>	<b>536,391</b>	<b>606,000</b>	<b>638,500</b>
	<b>TOTAL</b>	<b>1,000,545</b>	<b>536,391</b>	<b>606,000</b>	<b>638,500</b>

**GENERAL FUND**

FINANCE DEPARTMENT		ACCOUNTING UNIT			
FIN/MGMT SVS-MANAGEMENT & SUPT		01110100			
Account Code	LINE ITEM RESOURCES	ACTUAL FY 20-21	ACTUAL FY 21-22	ADOPTED FY 22-23	ADOPTED FY 23-24
61000	Salaries Regular	759,577	867,163	911,630	964,720
61010	Salaries Cash Out/Separation	0	24,513	0	0
61020	Salaries Part-Time	13,302	35,142	54,380	44,500
61040	Salaries Overtime	1,840	153	5,000	5,000
61100	Retirement-Employer Normal Cost	46,767	61,435	55,710	80,450
61110	Part-Time Retirement	499	1,318	2,040	1,670
61120	Medicare Insurance	10,988	13,123	13,630	14,590
61130	Health Insurance	98,069	128,654	137,880	167,640
61170	Retiree Health Benefits	1,964	5,047	5,060	5,840
61180	Worker Compensation Insurance	51,930	43,670	45,460	50,910
	<b>SUBTOTAL SALARIES &amp; BENEFITS</b>	<b>984,935</b>	<b>1,180,218</b>	<b>1,230,790</b>	<b>1,335,320</b>
62010	Communications	11,568	12,113	14,000	22,030
62120	Training, Transportation, Meetings	5,470	4,745	7,500	7,500
62140	Membership, Subscription & Dues	1,485	3,324	7,700	7,700
62300	Contract Services-Professional	101,997	114,049	84,020	38,500
62600	Parking Validation	0	0	1,000	1,000
62700	Auto Expense	6,000	6,000	6,000	6,000
	<b>SUBTOTAL CONTRACTUALS</b>	<b>126,520</b>	<b>140,231</b>	<b>120,220</b>	<b>82,730</b>
63001	Miscellaneous Operating Expenses	13,472	29,909	16,600	16,600
63300	Gas & Diesel	0	0	2,710	2,710
	<b>SUBTOTAL COMMODITIES</b>	<b>13,472</b>	<b>29,909</b>	<b>19,310</b>	<b>19,310</b>
65000	Building Rental	25,530	20,970	25,500	25,500
65010	Rental City Equipment	0	3,984	6,190	1,270
65011	Equipment Replacement Charges	0	5,400	2,210	2,940
65012	Accident Repair & Replacement	0	96	0	0
65040	IT Maintenance Charge	40,360	40,300	39,040	39,820
65100	Insurance Charges	55,350	46,970	51,750	55,460
65105	Benefits Overhead	2,660	2,080	8,450	9,360
65210	Delivery Charges	810	810	0	0
	<b>SUBTOTAL FIXED CHARGES</b>	<b>124,710</b>	<b>120,610</b>	<b>133,140</b>	<b>134,350</b>
66511	Computer Software Subscriptions	0	0	0	75,130
	<b>SUBTOTAL CAPITAL</b>	<b>0</b>	<b>0</b>	<b>0</b>	<b>75,130</b>
	<b>TOTAL</b>	<b>1,249,637</b>	<b>1,470,967</b>	<b>1,503,460</b>	<b>1,646,840</b>

**GENERAL FUND**

FINANCE DEPARTMENT		ACCOUNTING UNIT			
FIN/MGMT SVS-ACCOUNTING		01110110			
Account Code	LINE ITEM RESOURCES	ACTUAL FY 20-21	ACTUAL FY 21-22	ADOPTED FY 22-23	ADOPTED FY 23-24
61000	Salaries Regular	1,342,529	1,459,119	1,658,210	1,686,740
61010	Salaries Cash Out/Separation	966	58,027	90,170	76,360
61020	Salaries Part-Time	72,962	37,992	57,000	60,360
61040	Salaries Overtime	23,785	25,972	22,570	22,570
61100	Retirement-Employer Normal Cost	105,578	119,085	129,780	159,950
61110	Part-Time Retirement	2,732	1,425	2,140	2,320
61120	Medicare Insurance	18,765	21,255	24,880	25,280
61130	Health Insurance	259,166	281,447	344,890	365,840
61170	Retiree Health Benefits	536	1,553	1,630	1,710
61180	Worker Compensation Insurance	95,020	75,230	83,240	84,470
	<b>SUBTOTAL SALARIES &amp; BENEFITS</b>	<b>1,922,039</b>	<b>2,081,106</b>	<b>2,414,510</b>	<b>2,485,600</b>
62010	Communications	7,906	7,846	9,300	20,980
62120	Training, Transportation, Meetings	3,339	1,709	15,000	15,000
62140	Membership, Subscription & Dues	2,790	3,823	7,600	7,600
62300	Contract Services-Professional	177,819	128,481	190,000	280,000
62302	Contracted Vendor Personnel Services	4,013	10,634	0	0
	<b>SUBTOTAL CONTRACTUALS</b>	<b>195,867</b>	<b>152,493</b>	<b>221,900</b>	<b>323,580</b>
63001	Miscellaneous Operating Expenses	33,206	27,741	37,900	38,000
	<b>SUBTOTAL COMMODITIES</b>	<b>33,206</b>	<b>27,741</b>	<b>37,900</b>	<b>38,000</b>
65000	Building Rental	41,260	33,880	41,210	41,210
65040	IT Maintenance Charge	117,280	109,400	103,740	104,100
65100	Insurance Charges	101,280	80,920	94,750	92,010
65105	Benefits Overhead	4,870	6,330	15,480	15,520
65210	Delivery Charges	2,120	2,120	0	0
	<b>SUBTOTAL FIXED CHARGES</b>	<b>266,810</b>	<b>232,650</b>	<b>255,180</b>	<b>252,840</b>
66200	Buildings & Building Improvements	0	36,737	0	0
66511	Computer Software Subscriptions	0	0	15,000	19,000
	<b>SUBTOTAL CAPITAL</b>	<b>0</b>	<b>36,737</b>	<b>15,000</b>	<b>19,000</b>
	<b>TOTAL</b>	<b>2,417,922</b>	<b>2,530,727</b>	<b>2,944,490</b>	<b>3,119,020</b>

**GENERAL FUND**

FINANCE DEPARTMENT		ACCOUNTING UNIT			
FIN/MGMT SVS-PAYROLL		01110115			
Account Code	LINE ITEM RESOURCES	ACTUAL FY 20-21	ACTUAL FY 21-22	ADOPTED FY 22-23	ADOPTED FY 23-24
61000	Salaries Regular	594,064	602,792	620,250	593,600
61010	Salaries Cash Out/Separation	46,082	0	0	0
61020	Salaries Part-Time	16,888	15,859	16,270	18,840
61040	Salaries Overtime	12,736	24,416	13,400	13,400
61100	Retirement-Employer Normal Cost	28,591	30,921	30,170	49,000
61110	Part-Time Retirement	633	598	610	710
61120	Medicare Insurance	9,045	9,051	8,990	8,850
61130	Health Insurance	105,382	90,206	104,160	104,160
61170	Retiree Health Benefits	489	1,378	1,420	1,360
61180	Worker Compensation Insurance	33,980	33,290	35,930	34,910
	<b>SUBTOTAL SALARIES &amp; BENEFITS</b>	<b>847,892</b>	<b>808,511</b>	<b>831,200</b>	<b>824,830</b>
62010	Communications	4,212	3,570	3,300	6,880
62120	Training, Transportation, Meetings	75	2,300	9,500	9,500
62140	Membership, Subscription & Dues	688	410	500	500
62300	Contract Services-Professional	68,673	8,192	3,000	3,000
	<b>SUBTOTAL CONTRACTUALS</b>	<b>73,648</b>	<b>14,472</b>	<b>16,300</b>	<b>19,880</b>
63001	Miscellaneous Operating Expenses	1,575	4,675	17,000	11,000
	<b>SUBTOTAL COMMODITIES</b>	<b>1,575</b>	<b>4,675</b>	<b>17,000</b>	<b>11,000</b>
65040	IT Maintenance Charge	27,710	34,550	33,460	34,130
65100	Insurance Charges	36,210	35,810	40,900	38,020
65105	Benefits Overhead	1,740	2,120	6,680	6,410
65210	Delivery Charges	570	570	0	0
	<b>SUBTOTAL FIXED CHARGES</b>	<b>66,230</b>	<b>73,050</b>	<b>81,040</b>	<b>78,560</b>
	<b>TOTAL</b>	<b>989,345</b>	<b>900,707</b>	<b>945,540</b>	<b>934,270</b>



**GENERAL FUND**

FINANCE DEPARTMENT		ACCOUNTING UNIT			
FIN/MGMT SVS-PURCHASING		01110120			
Account Code	LINE ITEM RESOURCES	ACTUAL FY 20-21	ACTUAL FY 21-22	ADOPTED FY 22-23	ADOPTED FY 23-24
61000	Salaries Regular	399,397	411,298	703,230	764,880
61010	Salaries Cash Out/Separation	14,312	88,490	0	0
61020	Salaries Part-Time	1,070	0	29,570	29,570
61040	Salaries Overtime	848	4,144	9,600	9,600
61100	Retirement-Employer Normal Cost	23,532	30,502	50,560	60,160
61110	Part-Time Retirement	0	0	1,110	1,110
61120	Medicare Insurance	4,108	4,200	10,580	11,480
61130	Health Insurance	56,018	65,532	148,530	151,800
61170	Retiree Health Benefits	0	0	1,220	1,580
61180	Worker Compensation Insurance	23,060	26,200	32,310	31,920
	<b>SUBTOTAL SALARIES &amp; BENEFITS</b>	<b>522,345</b>	<b>630,366</b>	<b>986,710</b>	<b>1,062,100</b>
62010	Communications	7,650	7,650	12,300	9,170
62120	Training, Transportation, Meetings	3,696	3,889	2,600	2,600
62140	Membership, Subscription & Dues	3,175	2,582	2,060	2,060
62300	Contract Services-Professional	23,132	26,048	74,700	58,250
62322	Maintenance & Repair Machinery	0	0	35,000	5,000
	<b>SUBTOTAL CONTRACTUALS</b>	<b>37,653</b>	<b>40,169</b>	<b>126,660</b>	<b>77,080</b>
63001	Miscellaneous Operating Expenses	3,490	3,383	93,800	93,800
63020	Postage/Printing	0	0	130,000	130,000
	<b>SUBTOTAL COMMODITIES</b>	<b>3,490</b>	<b>3,383</b>	<b>223,800</b>	<b>223,800</b>
65000	Building Rental	59,320	48,720	154,690	154,690
65010	Rental City Equipment	0	0	0	4,430
65011	Equipment Replacement Charges	0	0	0	1,800
65040	IT Maintenance Charge	23,010	28,790	39,050	45,510
65100	Insurance Charges	24,580	28,180	36,780	34,760
65105	Benefits Overhead	1,180	1,290	6,010	5,870
65210	Delivery Charges	440	440	0	0
	<b>SUBTOTAL FIXED CHARGES</b>	<b>108,530</b>	<b>107,420</b>	<b>236,530</b>	<b>247,060</b>
66511	Computer Software Subscriptions	0	0	0	16,500
	<b>SUBTOTAL CAPITAL</b>	<b>0</b>	<b>0</b>	<b>0</b>	<b>16,500</b>
	<b>TOTAL</b>	<b>672,018</b>	<b>781,338</b>	<b>1,573,700</b>	<b>1,626,540</b>

**GENERAL FUND**

FINANCE DEPARTMENT		ACCOUNTING UNIT			
FIN/MGMT SVS-TREAS/CUST SVS		01110130			
Account Code	LINE ITEM RESOURCES	ACTUAL FY 20-21	ACTUAL FY 21-22	ADOPTED FY 22-23	ADOPTED FY 23-24
61000	Salaries Regular	853,731	922,608	821,020	502,220
61020	Salaries Part-Time	120,782	110,431	69,900	76,650
61040	Salaries Overtime	7,758	11,033	22,800	22,800
61100	Retirement-Employer Normal Cost	131,565	141,876	58,230	52,350
61110	Part-Time Retirement	4,523	4,145	2,620	2,870
61120	Medicare Insurance	14,915	16,066	12,600	8,380
61130	Health Insurance	147,047	159,796	150,600	112,320
61170	Retiree Health Benefits	567	2,212	2,660	2,170
61180	Worker Compensation Insurance	92,250	53,150	57,300	58,290
	<b>SUBTOTAL SALARIES &amp; BENEFITS</b>	<b>1,373,138</b>	<b>1,421,317</b>	<b>1,197,730</b>	<b>838,050</b>
62010	Communications	28,821	33,423	42,000	10,320
62120	Training, Transportation, Meetings	246	403	8,700	8,700
62140	Membership, Subscription & Dues	1,230	1,055	2,000	2,000
62300	Contract Services-Professional	660,775	469,324	628,220	660,200
62322	Maintenance & Repair Machinery	0	15,238	4,600	4,600
	<b>SUBTOTAL CONTRACTUALS</b>	<b>691,072</b>	<b>519,443</b>	<b>685,520</b>	<b>685,820</b>
63001	Miscellaneous Operating Expenses	68,134	100,794	126,960	149,000
63300	Gas & Diesel	18,688	17,247	10,690	10,690
	<b>SUBTOTAL COMMODITIES</b>	<b>86,822</b>	<b>118,040</b>	<b>137,650</b>	<b>159,690</b>
65000	Building Rental	84,250	69,190	84,160	84,160
65010	Rental City Equipment	48,870	59,376	55,320	39,920
65011	Equipment Replacement Charges	12,620	17,976	4,570	9,790
65012	Accident Repair & Replacement	1,190	1,428	660	660
65040	IT Maintenance Charge	126,800	75,710	62,190	51,200
65050	IT Department Specific	0	0	407,180	407,180
65100	Insurance Charges	98,320	57,170	65,230	63,490
65105	Benefits Overhead	4,730	3,900	10,660	10,710
65210	Delivery Charges	2,060	2,060	0	0
	<b>SUBTOTAL FIXED CHARGES</b>	<b>378,840</b>	<b>286,810</b>	<b>689,970</b>	<b>667,110</b>
66400	Machinery & Equipment	38,093	6,331	30,000	30,000
	<b>SUBTOTAL CAPITAL</b>	<b>38,093</b>	<b>6,331</b>	<b>30,000</b>	<b>30,000</b>
68000	Transfer to Fund 404 (Police Bldg/Ross Annex Debt)	52,590	51,710	51,560	51,360
	<b>SUBTOTAL TRANSFERS</b>	<b>52,590</b>	<b>51,710</b>	<b>51,560</b>	<b>51,360</b>
69142	Payment to other Agencies	10,948	10,348	9,500	9,500
69500	Cash Over (Shortage)	(148)	250	0	0
	<b>SUBTOTAL MISCELLANEOUS</b>	<b>10,800</b>	<b>10,598</b>	<b>9,500</b>	<b>9,500</b>
	<b>TOTAL</b>	<b>2,631,354</b>	<b>2,414,249</b>	<b>2,801,930</b>	<b>2,441,530</b>

**CANNABIS PUBLIC BENEFIT  
DEPARTMENT RESOURCE SUMMARY**

**FINANCE DEPARTMENT**

<b>ACTIVITIES</b>		<b>ACTUAL FY 20-21</b>	<b>ACTUAL FY 21-22</b>	<b>ADOPTED FY 22-23</b>	<b>ADOPTED FY 23-24</b>
EXPENDITURES					
01210010	FINANCE ENFORCEMENT SERVICES	89,590	107,949	361,530	362,990
	TOTAL EXPENDITURES	89,590	107,949	361,530	362,990
<b>OPERATING EXPENSES</b>		<b>ACTUAL FY 20-21</b>	<b>ACTUAL FY 21-22</b>	<b>ADOPTED FY 22-23</b>	<b>ADOPTED FY 23-24</b>
61000	SALARIES & BENEFITS	89,590	98,769	95,390	96,780
62000	CONTRACTUALS	0	0	255,550	255,550
65000	FIXED CHARGES	0	9,180	10,590	10,660
	<b>TOTAL</b>	<b>89,590</b>	<b>107,949</b>	<b>361,530</b>	<b>362,990</b>

**CANNABIS PUBLIC BENEFIT**

FINANCE DEPARTMENT		ACCOUNTING UNIT			
FINANCE ENFORCEMENT SERVICES		01210010			
Account Code	LINE ITEM RESOURCES	ACTUAL FY 20-21	ACTUAL FY 21-22	ADOPTED FY 22-23	ADOPTED FY 23-24
61000	Salaries Regular	75,101	81,086	77,680	77,680
61040	Salaries Overtime	2,176	884	0	0
61100	Retirement-Employer Normal Cost	2,976	3,011	2,490	3,510
61120	Medicare Insurance	1,077	1,165	1,120	1,120
61130	Health Insurance	8,260	8,784	9,680	9,890
61180	Worker Compensation Insurance	0	3,840	4,420	4,580
	<b>SUBTOTAL SALARIES &amp; BENEFITS</b>	<b>89,590</b>	<b>98,769</b>	<b>95,390</b>	<b>96,780</b>
62300	Contract Services-Professional	0	0	255,550	255,550
	<b>SUBTOTAL CONTRACTUALS</b>	<b>0</b>	<b>0</b>	<b>255,550</b>	<b>255,550</b>
65040	IT Maintenance Charge	0	4,890	4,740	4,840
65100	Insurance Charges	0	4,130	5,030	4,980
65105	Benefits Overhead	0	160	820	840
	<b>SUBTOTAL FIXED CHARGES</b>	<b>0</b>	<b>9,180</b>	<b>10,590</b>	<b>10,660</b>
	<b>TOTAL</b>	<b>89,590</b>	<b>107,949</b>	<b>361,530</b>	<b>362,990</b>

**CENTRAL SERVICES  
DEPARTMENT RESOURCE SUMMARY**

**FINANCE DEPARTMENT**

ACTIVITIES	ACTUAL FY 20-21	ACTUAL FY 21-22	ADOPTED FY 22-23	ADOPTED FY 23-24
<b>REVENUES</b>				
56010 Delivery Charge	84,312	84,483	0	0
56011 Postage Charge	161,672	185,392	0	0
56012 Reprographics Charge	205,202	219,293	0	0
58000 Earning On Investments	(108)	656	0	0
59000-011 Transfer From Fund 011	0	426,000	0	0
TOTAL REVENUES	451,078	915,824	0	0
<b>EXPENDITURES</b>				
07110100 FIN/MGMT-CENTRAL SVCS	661,562	680,638	0	0
TOTAL EXPENDITURES	661,562	680,638	0	0
OPERATING EXPENSES	ACTUAL FY 20-21	ACTUAL FY 21-22	ADOPTED FY 22-23	ADOPTED FY 23-24
61000 SALARIES & BENEFITS	227,719	236,772	0	0
62000 CONTRACTUALS	22,010	34,190	0	0
63000 COMMODITIES	206,378	211,091	0	0
65000 FIXED CHARGES	179,033	177,589	0	0
66000 CAPITAL	26,423	16,313	0	0
67000 DEBT SERVICE	0	4,683	0	0
<b>TOTAL</b>	<b>661,562</b>	<b>680,638</b>	<b>0</b>	<b>0</b>

**CENTRAL SERVICES**

FINANCE DEPARTMENT		ACCOUNTING UNIT			
FIN/MGMT-CENTRAL SVCS		07110002			
Account Code	LINE ITEM RESOURCES	ACTUAL FY 20-21	ACTUAL FY 21-22	ADOPTED FY 22-23	ADOPTED FY 23-24
56010	Delivery Charge	84,312	84,483	0	0
56011	Postage Charge	161,672	185,392	0	0
56012	Reprographics Charge	205,202	219,293	0	0
58000	Earning On Investments	(108)	656	0	0
59000	Transfer From Fund 011	0	426,000	0	0
	<b>SUBTOTAL REVENUES</b>	<b>451,078</b>	<b>915,824</b>	<b>0</b>	<b>0</b>
	<b>TOTAL</b>	<b>451,078</b>	<b>915,824</b>	<b>0</b>	<b>0</b>

**CENTRAL SERVICES**

FINANCE DEPARTMENT		ACCOUNTING UNIT			
FIN/MGMT-CENTRAL SVCS		07110100			
Account Code	LINE ITEM RESOURCES	ACTUAL FY 20-21	ACTUAL FY 21-22	ADOPTED FY 22-23	ADOPTED FY 23-24
61000	Salaries Regular	144,524	151,470	0	0
61020	Salaries Part-Time	4,389	2,834	0	0
61040	Salaries Overtime	0	38	0	0
61100	Retirement-Employer Normal Cost	5,777	5,726	0	0
61102	Retirement- Employer Unfunded- Miscellaneous	29,224	31,539	0	0
61110	Part-Time Retirement	165	106	0	0
61120	Medicare Insurance	2,006	2,094	0	0
61130	Health Insurance	32,455	33,735	0	0
61180	Worker Compensation Insurance	9,180	9,230	0	0
	<b>SUBTOTAL SALARIES &amp; BENEFITS</b>	<b>227,719</b>	<b>236,772</b>	<b>0</b>	<b>0</b>
62010	Communications	2,040	2,040	0	0
62300	Contract Services-Professional	19,970	32,150	0	0
	<b>SUBTOTAL CONTRACTUALS</b>	<b>22,010</b>	<b>34,190</b>	<b>0</b>	<b>0</b>
63001	Miscellaneous Operating Expenses	64,621	77,015	0	0
63020	Postage/Printing	141,000	133,000	0	0
63300	Gas & Diesel	756	1,076	0	0
	<b>SUBTOTAL COMMODITIES</b>	<b>206,378</b>	<b>211,091</b>	<b>0</b>	<b>0</b>
65000	Building Rental	95,540	78,450	0	0
65010	Rental City Equipment	5,380	5,076	0	0
65011	Equipment Replacement Charges	0	3,300	0	0
65012	Accident Repair & Replacement	200	132	0	0
65040	IT Maintenance Charge	12,950	11,520	0	0
65100	Insurance Charges	9,790	9,930	0	0
65105	Benefits Overhead	470	580	0	0
65210	Delivery Charges	260	260	0	0
65400	Indirect Costs	54,443	68,341	0	0
	<b>SUBTOTAL FIXED CHARGES</b>	<b>179,033</b>	<b>177,589</b>	<b>0</b>	<b>0</b>
66400	Machinery & Equipment	26,423	16,313	0	0
	<b>SUBTOTAL CAPITAL</b>	<b>26,423</b>	<b>16,313</b>	<b>0</b>	<b>0</b>
67311	POB Interest - Misc	0	4,683	0	0
	<b>SUBTOTAL DEBT SERVICE</b>	<b>0</b>	<b>4,683</b>	<b>0</b>	<b>0</b>
	<b>TOTAL</b>	<b>661,562</b>	<b>680,638</b>	<b>0</b>	<b>0</b>

**457 ADMIN PLAN  
DEPARTMENT RESOURCE SUMMARY**

**FINANCE DEPARTMENT**

<b>ACTIVITIES</b>		<b>ACTUAL FY 20-21</b>	<b>ACTUAL FY 21-22</b>	<b>ADOPTED FY 22-23</b>	<b>ADOPTED FY 23-24</b>
<b>REVENUES</b>					
57991	Miscellaneous Receipts	0	0	300	300
57994	Deferred Comp Plan Fees	0	0	67,000	69,000
	<b>TOTAL REVENUES</b>	0	0	67,300	69,300
<b>EXPENDITURES</b>					
10010172	SECTION 457 FIDUCIARY ADMIN	0	0	93,000	93,000
	<b>TOTAL EXPENDITURES</b>	0	0	93,000	93,000
<b>OPERATING EXPENSES</b>		<b>ACTUAL FY 20-21</b>	<b>ACTUAL FY 21-22</b>	<b>ADOPTED FY 22-23</b>	<b>ADOPTED FY 23-24</b>
62000	CONTRACTUALS	0	0	28,000	28,000
69000	MISCELLANEOUS	0	0	65,000	65,000
	<b>TOTAL</b>	<b>0</b>	<b>0</b>	<b>93,000</b>	<b>93,000</b>



**457 ADMIN PLAN**

FINANCE DEPARTMENT		ACCOUNTING UNIT			
SECTION 457 FIDUCIARY ADMIN		10010002			
Account Code	LINE ITEM RESOURCES	ACTUAL FY 20-21	ACTUAL FY 21-22	ADOPTED FY 22-23	ADOPTED FY 23-24
57991	Miscellaneous Receipts	0	0	300	300
57994	Deferred Comp Plan Fees	0	0	67,000	69,000
	<b>SUBTOTAL REVENUES</b>	<b>0</b>	<b>0</b>	<b>67,300</b>	<b>69,300</b>
	<b>TOTAL</b>	<b>0</b>	<b>0</b>	<b>67,300</b>	<b>69,300</b>

**457 ADMIN PLAN**

FINANCE DEPARTMENT		ACCOUNTING UNIT			
SECTION 457 FIDUCIARY ADMIN		10010172			
Account Code	LINE ITEM RESOURCES	ACTUAL FY 20-21	ACTUAL FY 21-22	ADOPTED FY 22-23	ADOPTED FY 23-24
62300	Contract Services-Professional	0	0	28,000	28,000
	<b>SUBTOTAL CONTRACTUALS</b>	<b>0</b>	<b>0</b>	<b>28,000</b>	<b>28,000</b>
69109	Deferred Comp Plan Expense	0	0	65,000	65,000
	<b>SUBTOTAL MISCELLANEOUS</b>	<b>0</b>	<b>0</b>	<b>65,000</b>	<b>65,000</b>
	<b>TOTAL</b>	<b>0</b>	<b>0</b>	<b>93,000</b>	<b>93,000</b>

**CARES ACT  
DEPARTMENT RESOURCE SUMMARY**

**FINANCE DEPARTMENT**

ACTIVITIES	ACTUAL FY 20-21	ACTUAL FY 21-22	ADOPTED FY 22-23	ADOPTED FY 23-24
REVENUES				
52009 Federal Grant-Indirect COVID	2,469,695	0	0	0
58000 Earning On Investments	12,573	0	0	0
TOTAL REVENUES	2,482,268	0	0	0
EXPENDITURES				
17410100 CARES ACT-COUNTY FMSA	892,171	0	0	0
TOTAL EXPENDITURES	892,171	0	0	0
OPERATING EXPENSES	ACTUAL FY 20-21	ACTUAL FY 21-22	ADOPTED FY 22-23	ADOPTED FY 23-24
61000 SALARIES & BENEFITS	2,979	0	0	0
62000 CONTRACTUALS	193,929	0	0	0
63000 COMMODITIES	291,290	0	0	0
66000 CAPITAL	403,974	0	0	0
<b>TOTAL</b>	<b>892,171</b>	<b>0</b>	<b>0</b>	<b>0</b>

**CARES ACT**

FINANCE DEPARTMENT		ACCOUNTING UNIT			
CARES ACT REVENUE		17410002			
Account Code	LINE ITEM RESOURCES	ACTUAL FY 20-21	ACTUAL FY 21-22	ADOPTED FY 22-23	ADOPTED FY 23-24
52009	Federal Grant-Indirect COVID	2,469,695	0	0	0
58000	Earning On Investments	12,573	0	0	0
	<b>SUBTOTAL REVENUES</b>	<b>2,482,268</b>	<b>0</b>	<b>0</b>	<b>0</b>
	<b>TOTAL</b>	<b>2,482,268</b>	<b>0</b>	<b>0</b>	<b>0</b>

**CARES ACT**

FINANCE DEPARTMENT		ACCOUNTING UNIT			
CARES ACT-COUNTY FMSA		17410100			
Account Code	LINE ITEM RESOURCES	ACTUAL FY 20-21	ACTUAL FY 21-22	ADOPTED FY 22-23	ADOPTED FY 23-24
61000	Salaries Regular	91	0	0	0
61040	Salaries Overtime	2,845	0	0	0
61100	Retirement-Employer Normal Cost	10	0	0	0
61120	Medicare Insurance	1	0	0	0
61130	Health Insurance	30	0	0	0
	<b>SUBTOTAL SALARIES &amp; BENEFITS</b>	<b>2,979</b>	<b>0</b>	<b>0</b>	<b>0</b>
62300	Contract Services-Professional	193,929	0	0	0
	<b>SUBTOTAL CONTRACTUALS</b>	<b>193,929</b>	<b>0</b>	<b>0</b>	<b>0</b>
63001	Miscellaneous Operating Expenses	289,833	0	0	0
63200	Operating Materials & Supplies	1,456	0	0	0
	<b>SUBTOTAL COMMODITIES</b>	<b>291,290</b>	<b>0</b>	<b>0</b>	<b>0</b>
66400	Machinery & Equipment	403,974	0	0	0
	<b>SUBTOTAL CAPITAL</b>	<b>403,974</b>	<b>0</b>	<b>0</b>	<b>0</b>
	<b>TOTAL</b>	<b>892,171</b>	<b>0</b>	<b>0</b>	<b>0</b>

**CARES ACT-STATE  
DEPARTMENT RESOURCE SUMMARY**

**FINANCE DEPARTMENT**

<b>ACTIVITIES</b>		<b>ACTUAL FY 20-21</b>	<b>ACTUAL FY 21-22</b>	<b>ADOPTED FY 22-23</b>	<b>ADOPTED FY 23-24</b>
EXPENDITURES					
17610100	CARES ACT-STATE FMSA	927,349	0	0	0
	TOTAL EXPENDITURES	927,349	0	0	0
<b>OPERATING EXPENSES</b>		<b>ACTUAL FY 20-21</b>	<b>ACTUAL FY 21-22</b>	<b>ADOPTED FY 22-23</b>	<b>ADOPTED FY 23-24</b>
62000	CONTRACTUALS	927,349	0	0	0
	<b>TOTAL</b>	<b>927,349</b>	<b>0</b>	<b>0</b>	<b>0</b>

**CARES ACT-STATE**

FINANCE DEPARTMENT		ACCOUNTING UNIT			
CARES ACT-STATE FMSA		17610100			
Account Code	LINE ITEM RESOURCES	ACTUAL FY 20-21	ACTUAL FY 21-22	ADOPTED FY 22-23	ADOPTED FY 23-24
62300	Contract Services-Professional	927,349	0	0	0
	<b>SUBTOTAL CONTRACTUALS</b>	<b>927,349</b>	<b>0</b>	<b>0</b>	<b>0</b>
	<b>TOTAL</b>	<b>927,349</b>	<b>0</b>	<b>0</b>	<b>0</b>

**American Rescue Plan Act  
DEPARTMENT RESOURCE SUMMARY**

**FINANCE DEPARTMENT**

ACTIVITIES	ACTUAL FY 20-21	ACTUAL FY 21-22	ADOPTED FY 22-23	ADOPTED FY 23-24
EXPENDITURES				
18110013 ARPA-FMSA	265,000	503,933	308,790	317,800
TOTAL EXPENDITURES	265,000	503,933	308,790	317,800
OPERATING EXPENSES	ACTUAL FY 20-21	ACTUAL FY 21-22	ADOPTED FY 22-23	ADOPTED FY 23-24
61000 SALARIES & BENEFITS	0	29,160	308,790	299,270
62000 CONTRACTUALS	265,000	474,773	0	0
65000 FIXED CHARGES	0	0	0	18,530
<b>TOTAL</b>	<b>265,000</b>	<b>503,933</b>	<b>308,790</b>	<b>317,800</b>



**American Rescue Plan Act**

FINANCE DEPARTMENT		ACCOUNTING UNIT			
ARPA-FMSA		18110013			
Account Code	LINE ITEM RESOURCES	ACTUAL FY 20-21	ACTUAL FY 21-22	ADOPTED FY 22-23	ADOPTED FY 23-24
61000	Salaries Regular	0	20,371	210,460	196,040
61100	Retirement-Employer Normal Cost	0	2,424	23,630	24,600
61102	Retirement- Employer Unfunded- Miscellaneous	0	0	0	14,760
61120	Medicare Insurance	0	282	3,060	2,840
61130	Health Insurance	0	6,082	71,640	59,880
61180	Worker Compensation Insurance	0	0	0	1,150
	<b>SUBTOTAL SALARIES &amp; BENEFITS</b>	<b>0</b>	<b>29,160</b>	<b>308,790</b>	<b>299,270</b>
62300	Contract Services-Professional	265,000	474,773	0	0
	<b>SUBTOTAL CONTRACTUALS</b>	<b>265,000</b>	<b>474,773</b>	<b>0</b>	<b>0</b>
65040	IT Maintenance Charge	0	0	0	17,070
65100	Insurance Charges	0	0	0	1,250
65105	Benefits Overhead	0	0	0	210
	<b>SUBTOTAL FIXED CHARGES</b>	<b>0</b>	<b>0</b>	<b>0</b>	<b>18,530</b>
	<b>TOTAL</b>	<b>265,000</b>	<b>503,933</b>	<b>308,790</b>	<b>317,800</b>



**This Page Intentionally  
Left Blank**

# Library





**This Page Intentionally  
Left Blank**

## Library Position Summary

Authorized Personnel	Funded FY 22-23	Workforce Changes	Funded FY 23-24
Executive Secretary (UC)	1	0	1
Graphics Designer I**	1	0	1
Librarian*	8	0	8
Library Operations Manager (MM)	1	0	1
Library Services Assistant	5	0	5
Library Services Director (EM)	1	0	1
Library Technician*	3	0	3
Principal Librarian	4	0	4
Senior Accounting Assistant	1	0	1
Senior Librarian	8	0	8
Senior Library Technician	3	0	3
Senior Management Analyst (AM)**	1	0	1
<b>Funded Total</b>	<b>37</b>	<b>0</b>	<b>37</b>

*\*Positions added in FY 22-23 1st Quarter Report Reso #2022-088*

*\*\*Organization change FY 22-23 Mid-Year Report Reso #2023-014*

GENERAL FUND	36.00
CANNABIS PUBLIC BENEFIT FUND	1.00
<b>TOTAL FUNDED POSITIONS</b>	<b>37.00</b>



**This Page Intentionally  
Left Blank**

# LIBRARY SERVICES DEPARTMENT

## DEPARTMENT PROGRAMS



### **Administration**

To provide responsible and effective administrative support for Library public services that allows for innovative program and service delivery to the community in a timely, efficient, and effective manner.



### **Adult Services**

To provide a variety of timely materials, quality information and services that are useful and promote learning and enjoyment for adults in the Santa Ana community.



### **Youth Services**

To provide timely materials and quality programs to meet the educational, recreational, and cultural needs of youth from infancy through eighth grade, to promote early literacy, enhance academic success, and expand personal growth.



### **Young Adult Services**

To provide Santa Ana teens and young adults a safe place to study and gather with friends, while taking advantage of library materials, mentoring and training to develop civic mindfulness and enhance personal development.



### **Technology and Support Services**

To provide programs and services to people of all ages, including access to quality electronic resources and print materials through efficient use of technological advances, training, processing, and lending procedures.





# *Department Summary*

The Santa Ana Public Library's purpose is to respond to our community's informational, educational, and personal interest needs using books, materials, technology, e-resources, and professional expertise. The Santa Ana Public Library has a professional, multilingual, and courteous staff that shares the cultural heritage of the community. Each staff member strives to provide the highest level of customer service at two full-service library locations that are maintained as safe places for residents of all ages to connect, learn, and play.

## *Accomplishments*

- Completed design of the Newhope Library Renovation and Delhi Center Library Branch Projects.
- Continue design of the Main Library Transformation Project and Outdoor Library at Jerome Park.
- Expanded Library services to the following locations:
  - Delhi Center Library Branch – entered into a 10-year lease with Delhi Community Center for new location.
  - Completed a renovation and began Teen Time Programming at El Salvador Community Center.
  - Began Teen Time Programming at Garfield Community Center.
- Expanded public hours at the Main Library.
- Expanded Library of Things collection to include roller skates, park passes, Chromebooks, photography equipment, GoPro cameras, etc.

# Strategic Priorities



**Financial Stability** Protect and enhance revenue streams while maintaining a healthy reserve balance to provide for the expenditure of funds in support of the long- term priorities of the City' s strategic plan.



**Community Safety** Provide a safe environment for residents and visitors while reducing crime and addressing the impacts of homelessness on our quality of life.








**Modern Facilities & Infrastructure** Ensure maintenance and preservation of City facilities and roadways to better serve the population and visitors.



**Efficient City Services** Streamline the methods of providing services to help ensure doing business with the City is easier and more efficient.



**Economic Diversification & Expansion** Enhance economic vitality by growing revenue streams, attracting quality jobs, diverse businesses and desired amenities for residents.

Strategic Plan & Goals For FY 23-24					
Complete bidding and begin construction of the Main Library Transformation Project			X		
Complete bidding and begin construction of the Outdoor Library at Jerome Park Project			X		
Complete construction of the Newhope Library Renovation Project			X		
Complete construction of the Delhi Center Library Branch			X		
Complete custom build and delivery of a 2nd larger Bookmobile				X	

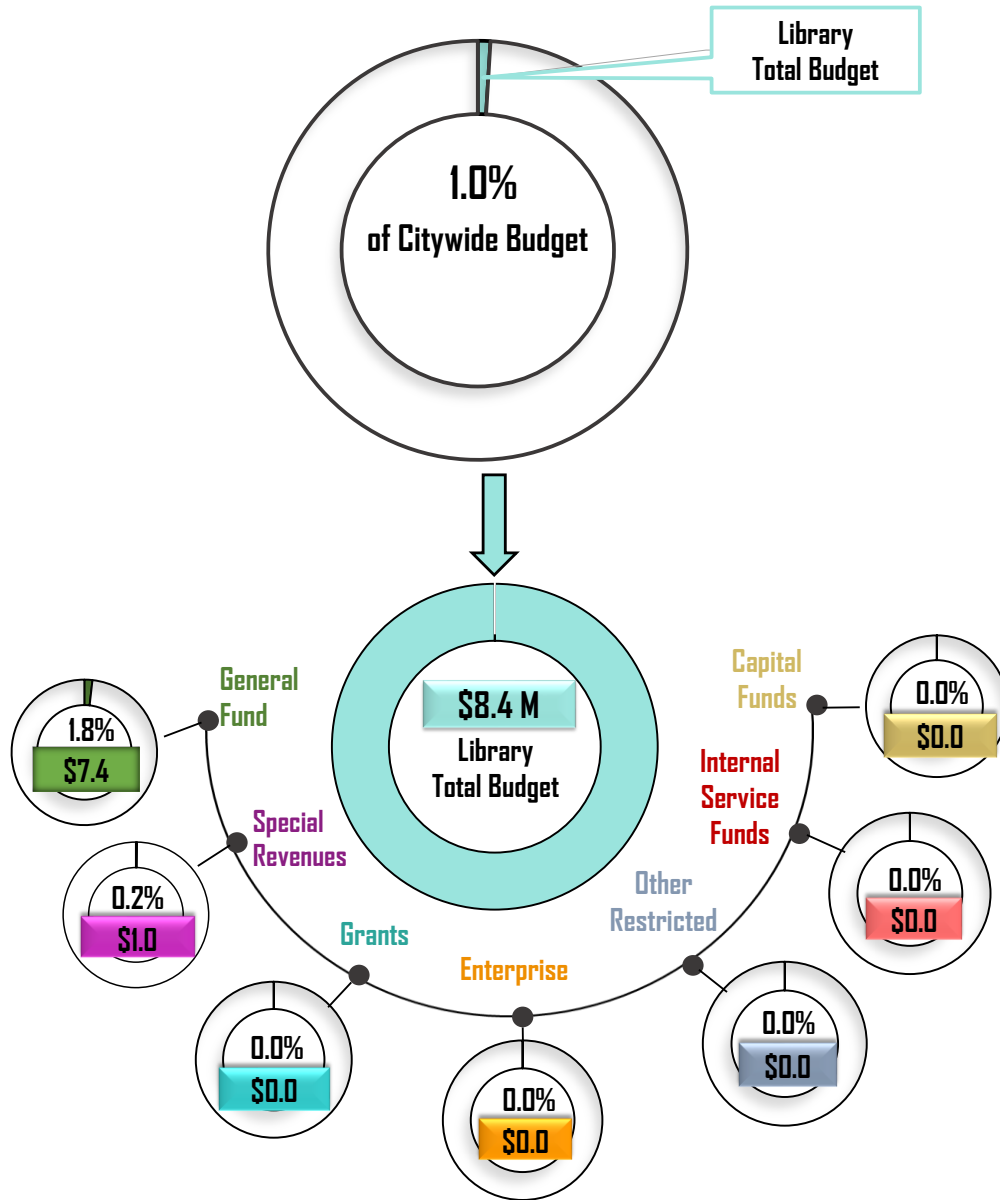
# KEY PERFORMANCE MEASURES

Strategic Priority: Efficient City Services

Measure	5-Year Trajectory	FY 21-22 Actual	FY 22-23 Target	FY 23-24 Target
Virtual Homework Tutoring Sessions	Significant	5,372	12,100	15,600
Library Card Holders Youth and Students	Modest	99,394	102,500	109,000
Bookmobile Program Participants	Significant	3,332	30,000	33,000
E-book/audiobook available for check-out	Modest	185,472	200,000	215,000
Adult and Senior Program Participants	Significant	536	1,512	1,588



**This Page Intentionally  
Left Blank**





**This Page Intentionally  
Left Blank**

# Library

## REVENUE

Fund	ACTUAL FY 20-21	ACTUAL FY 21-22	ADOPTED FY 22-23	ADOPTED FY 23-24
011 GENERAL FUND	2,014	2,654	1,960	2,600
152 PUBLIC LIBRARY GRANT FUND	67,647	12,353	-	-
154 LIBRARY SVCS & TECHNOLOGY ACT	-	16,150	-	-
<b>TOTAL REVENUE</b>	<b>69,662</b>	<b>31,156</b>	<b>1,960</b>	<b>2,600</b>

## EXPENDITURE

Fund	ACTUAL FY 20-21	ACTUAL FY 21-22	ADOPTED FY 22-23	ADOPTED FY 23-24
011 GENERAL FUND	4,778,529	5,537,478	6,680,310	7,392,510
012 CANNABIS PUBLIC BENEFIT	-	533,329	2,000,000	975,000
022 LIBRARY FEE AND DONATION	-	-	27,700	27,700
150 CAL LIBRARY SERVICES ACT	2,072	-	-	-
152 PUBLIC LIBRARY GRANT FUND	67,647	12,353	-	-
154 LIBRARY SVCS & TECHNOLOGY ACT	-	16,150	-	-
181 American Rescue Plan Act	-	489,994	-	-
<b>TOTAL EXPENDITURE</b>	<b>4,848,249</b>	<b>6,589,304</b>	<b>8,708,010</b>	<b>8,395,210</b>



**This Page Intentionally  
Left Blank**



**GENERAL FUND  
DEPARTMENT RESOURCE SUMMARY**

**LIBRARY**

ACTIVITIES	ACTUAL FY 20-21	ACTUAL FY 21-22	ADOPTED FY 22-23	ADOPTED FY 23-24
<b>EXPENDITURES</b>				
01111017 LIBRARY - SERVICE ENHANCEMENT	0	247,221	278,510	458,480
01111110 ADMINISTRATION	830,590	929,109	1,638,150	2,101,000
01111150 ADULT SERVICES	1,539,919	1,015,779	714,120	749,660
01111160 YOUTH SERVICES	630,420	884,377	1,070,390	1,144,940
01111180 YOUNG ADULT SERVICES	585,876	773,369	1,058,210	968,560
01111190 TECH & SUPPORT SVCS	1,191,725	1,687,623	1,920,930	1,969,870
TOTAL EXPENDITURES	4,778,529	5,537,478	6,680,310	7,392,510
OPERATING EXPENSES	ACTUAL FY 20-21	ACTUAL FY 21-22	ADOPTED FY 22-23	ADOPTED FY 23-24
61000 SALARIES & BENEFITS	3,146,064	3,679,140	4,871,620	5,151,480
62000 CONTRACTUALS	579,723	596,887	696,980	765,610
63000 COMMODITIES	153,499	215,584	143,230	142,030
65000 FIXED CHARGES	708,080	699,062	769,980	833,490
66000 CAPITAL	174,428	325,327	175,000	476,400
67000 DEBT SERVICE	16,735	21,479	23,500	23,500
<b>TOTAL</b>	<b>4,778,529</b>	<b>5,537,478</b>	<b>6,680,310</b>	<b>7,392,510</b>

**GENERAL FUND**

LIBRARY		ACCOUNTING UNIT			
LIBRARY - SERVICE ENHANCEMENT		01111017			
Account Code	LINE ITEM RESOURCES	ACTUAL FY 20-21	ACTUAL FY 21-22	ADOPTED FY 22-23	ADOPTED FY 23-24
61000	Salaries Regular	0	154,079	205,420	289,050
61040	Salaries Overtime	0	166	0	1,500
61100	Retirement-Employer Normal Cost	0	18,336	23,070	36,280
61120	Medicare Insurance	0	2,190	2,980	4,190
61130	Health Insurance	0	36,532	47,040	84,120
61180	Worker Compensation Insurance	0	0	0	8,910
	<b>SUBTOTAL SALARIES &amp; BENEFITS</b>	<b>0</b>	<b>211,303</b>	<b>278,510</b>	<b>424,050</b>
62300	Contract Services-Professional	0	400	0	5,000
	<b>SUBTOTAL CONTRACTUALS</b>	<b>0</b>	<b>400</b>	<b>0</b>	<b>5,000</b>
63001	Miscellaneous Operating Expenses	0	35,517	0	0
	<b>SUBTOTAL COMMODITIES</b>	<b>0</b>	<b>35,517</b>	<b>0</b>	<b>0</b>
65040	IT Maintenance Charge	0	0	0	17,070
65100	Insurance Charges	0	0	0	10,760
65105	Benefits Overhead	0	0	0	1,600
	<b>SUBTOTAL FIXED CHARGES</b>	<b>0</b>	<b>0</b>	<b>0</b>	<b>29,430</b>
	<b>TOTAL</b>	<b>0</b>	<b>247,221</b>	<b>278,510</b>	<b>458,480</b>

**GENERAL FUND**

LIBRARY		ACCOUNTING UNIT			
ADMINISTRATION		01111110			
Account Code	LINE ITEM RESOURCES	ACTUAL FY 20-21	ACTUAL FY 21-22	ADOPTED FY 22-23	ADOPTED FY 23-24
61000	Salaries Regular	322,399	364,813	427,590	545,320
61020	Salaries Part-Time	8,414	14,795	24,700	0
61100	Retirement-Employer Normal Cost	19,366	22,269	34,150	44,180
61110	Part-Time Retirement	316	555	930	0
61120	Medicare Insurance	4,831	5,516	6,540	7,880
61130	Health Insurance	48,979	61,499	92,310	111,000
61170	Retiree Health Benefits	953	2,633	2,740	4,000
61180	Worker Compensation Insurance	0	13,230	19,950	21,970
	<b>SUBTOTAL SALARIES &amp; BENEFITS</b>	<b>405,257</b>	<b>485,310</b>	<b>608,910</b>	<b>734,350</b>
62000	Utilities	102,365	144,597	147,800	162,800
62010	Communications	9,878	17,261	45,600	42,150
62120	Training, Transportation, Meetings	74	2,703	6,000	6,000
62140	Membership, Subscription & Dues	24,799	4,317	13,730	9,660
62251	Other Agency Services	0	7,825	0	8,000
62300	Contract Services-Professional	238,589	183,246	266,000	320,400
62500	Rent Payments	0	0	0	43,030
62600	Parking Validation	4,798	10,333	15,020	14,990
62700	Auto Expense	6,000	6,000	6,000	6,000
	<b>SUBTOTAL CONTRACTUALS</b>	<b>386,504</b>	<b>376,283</b>	<b>500,150</b>	<b>613,030</b>
63001	Miscellaneous Operating Expenses	22,094	17,392	37,850	35,500
63300	Gas & Diesel	0	824	2,900	2,900
	<b>SUBTOTAL COMMODITIES</b>	<b>22,094</b>	<b>18,217</b>	<b>40,750</b>	<b>38,400</b>
65000	Building Rental	0	0	408,220	408,220
65010	Rental City Equipment	0	0	12,340	13,730
65012	Accident Repair & Replacement	0	0	1,550	1,560
65040	IT Maintenance Charge	0	11,520	13,940	22,750
65100	Insurance Charges	0	15,580	25,170	26,520
65105	Benefits Overhead	0	720	3,620	3,940
	<b>SUBTOTAL FIXED CHARGES</b>	<b>0</b>	<b>27,820</b>	<b>464,840</b>	<b>476,720</b>
66600	Books Records Video	0	0	0	215,000
	<b>SUBTOTAL CAPITAL</b>	<b>0</b>	<b>0</b>	<b>0</b>	<b>215,000</b>
67003	Loan Payment-OBF	16,735	21,479	0	23,500
67200	Principal-Leases	0	0	23,500	0
	<b>SUBTOTAL DEBT SERVICE</b>	<b>16,735</b>	<b>21,479</b>	<b>23,500</b>	<b>23,500</b>
	<b>TOTAL</b>	<b>830,590</b>	<b>929,109</b>	<b>1,638,150</b>	<b>2,101,000</b>

**GENERAL FUND**

<b>LIBRARY</b>		<b>ACCOUNTING UNIT</b>			
<b>SERVICES REVENUE</b>		<b>01111002</b>			
<b>Account Code</b>	<b>LINE ITEM RESOURCES</b>	<b>ACTUAL FY 20-21</b>	<b>ACTUAL FY 21-22</b>	<b>ADOPTED FY 22-23</b>	<b>ADOPTED FY 23-24</b>
53202	Library Microfiche Rentals	1,170	0	0	0
53203	Library Video Rentals	(3)	0	0	0
55200	Library Fines	116	8	0	0
55201	Lost/Damaged Library Material	698	1,212	870	2,100
57010	Miscellaneous Recoveries	0	116	0	0
57200	Other Library Recoveries	34	1,317	1,090	500
	<b>SUBTOTAL REVENUES</b>	<b>2,014</b>	<b>2,654</b>	<b>1,960</b>	<b>2,600</b>
	<b>TOTAL</b>	<b>2,014</b>	<b>2,654</b>	<b>1,960</b>	<b>2,600</b>

**GENERAL FUND**

LIBRARY		ACCOUNTING UNIT			
ADULT SERVICES		01111150			
Account Code	LINE ITEM RESOURCES	ACTUAL FY 20-21	ACTUAL FY 21-22	ADOPTED FY 22-23	ADOPTED FY 23-24
61000	Salaries Regular	375,150	332,704	309,260	363,070
61010	Salaries Cash Out/Separation	2,075	0	78,000	0
61020	Salaries Part-Time	20,799	39,662	57,510	89,330
61040	Salaries Overtime	0	337	9,000	3,500
61100	Retirement-Employer Normal Cost	19,016	14,357	9,930	28,670
61110	Part-Time Retirement	717	1,458	2,160	3,350
61120	Medicare Insurance	4,252	3,865	5,290	6,560
61130	Health Insurance	68,362	64,116	65,640	84,000
61180	Worker Compensation Insurance	171,990	24,200	23,870	21,540
	<b>SUBTOTAL SALARIES &amp; BENEFITS</b>	<b>662,360</b>	<b>480,698</b>	<b>560,660</b>	<b>600,020</b>
62120	Training, Transportation, Meetings	1,068	0	1,000	1,000
62140	Membership, Subscription & Dues	220	0	0	0
62300	Contract Services-Professional	1,525	9,668	10,000	10,000
62600	Parking Validation	21,228	6,241	7,200	8,200
	<b>SUBTOTAL CONTRACTUALS</b>	<b>24,041</b>	<b>15,909</b>	<b>18,200</b>	<b>19,200</b>
63001	Miscellaneous Operating Expenses	76,536	26,866	10,000	15,000
63300	Gas & Diesel	862	308	0	0
	<b>SUBTOTAL COMMODITIES</b>	<b>77,398</b>	<b>27,174</b>	<b>10,000</b>	<b>15,000</b>
65000	Building Rental	340,460	335,620	0	0
65010	Rental City Equipment	10,100	11,176	0	0
65011	Equipment Replacement Charges	0	3,646	0	0
65012	Accident Repair & Replacement	200	210	0	0
65040	IT Maintenance Charge	144,570	31,670	22,310	17,070
65100	Insurance Charges	200,620	28,480	30,120	26,010
65105	Benefits Overhead	8,470	1,760	4,330	3,860
65210	Delivery Charges	3,160	3,160	0	0
	<b>SUBTOTAL FIXED CHARGES</b>	<b>707,580</b>	<b>415,722</b>	<b>56,760</b>	<b>46,940</b>
66600	Books Records Video	68,540	76,276	68,500	68,500
	<b>SUBTOTAL CAPITAL</b>	<b>68,540</b>	<b>76,276</b>	<b>68,500</b>	<b>68,500</b>
	<b>TOTAL</b>	<b>1,539,919</b>	<b>1,015,779</b>	<b>714,120</b>	<b>749,660</b>

**GENERAL FUND**

LIBRARY		ACCOUNTING UNIT			
YOUTH SERVICES		01111160			
Account Code	LINE ITEM RESOURCES	ACTUAL FY 20-21	ACTUAL FY 21-22	ADOPTED FY 22-23	ADOPTED FY 23-24
61000	Salaries Regular	325,444	397,998	509,500	532,350
61020	Salaries Part-Time	128,499	162,788	211,750	223,560
61040	Salaries Overtime	0	108	9,000	4,000
61100	Retirement-Employer Normal Cost	24,889	28,618	32,460	42,030
61110	Part-Time Retirement	4,280	5,599	7,940	8,380
61120	Medicare Insurance	5,003	6,374	10,430	10,930
61130	Health Insurance	53,227	59,752	90,150	107,280
61180	Worker Compensation Insurance	0	36,870	27,370	32,450
	<b>SUBTOTAL SALARIES &amp; BENEFITS</b>	<b>541,342</b>	<b>698,107</b>	<b>898,600</b>	<b>960,980</b>
62010	Communications	5,100	3,400	0	0
62120	Training, Transportation, Meetings	1,251	16	1,000	1,000
62140	Membership, Subscription & Dues	110	0	0	0
62300	Contract Services-Professional	32	13,020	16,600	16,600
62600	Parking Validation	19,673	13,379	19,340	19,340
	<b>SUBTOTAL CONTRACTUALS</b>	<b>26,166</b>	<b>29,814</b>	<b>36,940</b>	<b>36,940</b>
63001	Miscellaneous Operating Expenses	12,344	31,620	18,750	16,400
	<b>SUBTOTAL COMMODITIES</b>	<b>12,344</b>	<b>31,620</b>	<b>18,750</b>	<b>16,400</b>
65040	IT Maintenance Charge	0	28,790	25,100	34,130
65100	Insurance Charges	0	43,400	34,530	39,170
65105	Benefits Overhead	0	1,450	4,970	5,820
	<b>SUBTOTAL FIXED CHARGES</b>	<b>0</b>	<b>73,640</b>	<b>64,600</b>	<b>79,120</b>
66600	Books Records Video	50,568	51,195	51,500	51,500
	<b>SUBTOTAL CAPITAL</b>	<b>50,568</b>	<b>51,195</b>	<b>51,500</b>	<b>51,500</b>
	<b>TOTAL</b>	<b>630,420</b>	<b>884,377</b>	<b>1,070,390</b>	<b>1,144,940</b>

**GENERAL FUND**

LIBRARY		ACCOUNTING UNIT			
YOUNG ADULT SERVICES		01111180			
Account Code	LINE ITEM RESOURCES	ACTUAL FY 20-21	ACTUAL FY 21-22	ADOPTED FY 22-23	ADOPTED FY 23-24
61000	Salaries Regular	295,037	338,450	509,980	470,120
61020	Salaries Part-Time	151,366	163,539	200,410	189,160
61040	Salaries Overtime	126	54	0	5,000
61100	Retirement-Employer Normal Cost	20,078	24,201	42,290	42,100
61110	Part-Time Retirement	5,672	5,893	7,520	7,090
61120	Medicare Insurance	6,395	7,207	10,230	9,540
61130	Health Insurance	50,953	55,980	137,520	90,120
61180	Worker Compensation Insurance	0	28,660	26,920	29,040
	<b>SUBTOTAL SALARIES &amp; BENEFITS</b>	<b>529,627</b>	<b>623,984</b>	<b>934,870</b>	<b>842,170</b>
62010	Communications	3,570	2,380	0	0
62120	Training, Transportation, Meetings	796	0	1,000	1,000
62140	Membership, Subscription & Dues	220	8,194	0	0
62300	Contract Services-Professional	301	6,455	3,500	3,500
62600	Parking Validation	28,025	12,325	16,540	17,030
	<b>SUBTOTAL CONTRACTUALS</b>	<b>32,912</b>	<b>29,353</b>	<b>21,040</b>	<b>21,530</b>
63001	Miscellaneous Operating Expenses	8,075	41,723	26,150	21,150
	<b>SUBTOTAL COMMODITIES</b>	<b>8,075</b>	<b>41,723</b>	<b>26,150</b>	<b>21,150</b>
65040	IT Maintenance Charge	0	25,910	22,310	28,440
65100	Insurance Charges	0	33,730	33,960	35,060
65105	Benefits Overhead	0	1,430	4,880	5,210
	<b>SUBTOTAL FIXED CHARGES</b>	<b>0</b>	<b>61,070</b>	<b>61,150</b>	<b>68,710</b>
66600	Books Records Video	15,262	17,239	15,000	15,000
	<b>SUBTOTAL CAPITAL</b>	<b>15,262</b>	<b>17,239</b>	<b>15,000</b>	<b>15,000</b>
	<b>TOTAL</b>	<b>585,876</b>	<b>773,369</b>	<b>1,058,210</b>	<b>968,560</b>

**GENERAL FUND**

LIBRARY		ACCOUNTING UNIT			
TECH & SUPPORT SVCS		01111190			
Account Code	LINE ITEM RESOURCES	ACTUAL FY 20-21	ACTUAL FY 21-22	ADOPTED FY 22-23	ADOPTED FY 23-24
61000	Salaries Regular	485,728	588,574	805,410	787,090
61020	Salaries Part-Time	346,699	355,058	408,470	463,400
61040	Salaries Overtime	0	1,336	1,000	5,000
61100	Retirement-Employer Normal Cost	31,694	37,319	66,160	73,210
61110	Part-Time Retirement	12,221	12,518	15,320	17,380
61120	Medicare Insurance	11,806	13,450	17,530	18,110
61130	Health Insurance	109,329	115,322	225,990	171,120
61180	Worker Compensation Insurance	10,000	56,160	50,190	54,600
	<b>SUBTOTAL SALARIES &amp; BENEFITS</b>	<b>1,007,478</b>	<b>1,179,737</b>	<b>1,590,070</b>	<b>1,589,910</b>
62010	Communications	14,156	12,647	0	0
62120	Training, Transportation, Meetings	299	598	1,000	1,000
62140	Membership, Subscription & Dues	8,803	35,583	31,430	29,780
62300	Contract Services-Professional	45,258	69,229	54,600	7,400
62600	Parking Validation	41,585	27,070	33,620	31,730
	<b>SUBTOTAL CONTRACTUALS</b>	<b>110,101</b>	<b>145,127</b>	<b>120,650</b>	<b>69,910</b>
63001	Miscellaneous Operating Expenses	33,588	61,333	47,580	51,080
	<b>SUBTOTAL COMMODITIES</b>	<b>33,588</b>	<b>61,333</b>	<b>47,580</b>	<b>51,080</b>
65040	IT Maintenance Charge	0	51,820	50,200	56,880
65100	Insurance Charges	0	66,110	63,330	65,910
65105	Benefits Overhead	500	2,880	9,100	9,780
	<b>SUBTOTAL FIXED CHARGES</b>	<b>500</b>	<b>120,810</b>	<b>122,630</b>	<b>132,570</b>
66400	Machinery & Equipment	2,165	133,736	0	0
66511	Computer Software Subscriptions	0	0	0	43,400
66600	Books Records Video	37,894	46,881	40,000	83,000
	<b>SUBTOTAL CAPITAL</b>	<b>40,059</b>	<b>180,617</b>	<b>40,000</b>	<b>126,400</b>
	<b>TOTAL</b>	<b>1,191,725</b>	<b>1,687,623</b>	<b>1,920,930</b>	<b>1,969,870</b>



**CANNABIS PUBLIC BENEFIT  
DEPARTMENT RESOURCE SUMMARY**

**LIBRARY**

<b>ACTIVITIES</b>		<b>ACTUAL FY 20-21</b>	<b>ACTUAL FY 21-22</b>	<b>ADOPTED FY 22-23</b>	<b>ADOPTED FY 23-24</b>
EXPENDITURES					
01211020	Library Youth Services	0	533,329	2,000,000	975,000
	<b>TOTAL EXPENDITURES</b>	0	533,329	2,000,000	975,000
<b>OPERATING EXPENSES</b>		<b>ACTUAL FY 20-21</b>	<b>ACTUAL FY 21-22</b>	<b>ADOPTED FY 22-23</b>	<b>ADOPTED FY 23-24</b>
61000	SALARIES & BENEFITS	0	76,294	255,210	259,680
62000	CONTRACTUALS	0	327,304	507,150	526,990
63000	COMMODITIES	0	73,587	44,500	85,290
65000	FIXED CHARGES	0	0	22,410	43,040
66000	CAPITAL	0	56,144	1,170,730	60,000
	<b>TOTAL</b>	<b>0</b>	<b>533,329</b>	<b>2,000,000</b>	<b>975,000</b>

**CANNABIS PUBLIC BENEFIT**

LIBRARY		ACCOUNTING UNIT			
Library Youth Services		01211020			
Account Code	LINE ITEM RESOURCES	ACTUAL FY 20-21	ACTUAL FY 21-22	ADOPTED FY 22-23	ADOPTED FY 23-24
61000	Salaries Regular	0	0	44,930	45,820
61020	Salaries Part-Time	0	71,612	171,770	181,240
61040	Salaries Overtime	0	0	0	1,000
61100	Retirement-Employer Normal Cost	0	1,399	5,050	5,750
61110	Part-Time Retirement	0	2,245	6,440	6,800
61120	Medicare Insurance	0	1,038	3,140	3,290
61130	Health Insurance	0	0	23,880	11,640
61180	Worker Compensation Insurance	0	0	0	4,140
	<b>SUBTOTAL SALARIES &amp; BENEFITS</b>	<b>0</b>	<b>76,294</b>	<b>255,210</b>	<b>259,680</b>
62010	Communications	0	142,796	268,000	282,110
62140	Membership, Subscription & Dues	0	91,195	101,890	90,630
62300	Contract Services-Professional	0	93,313	137,260	154,250
	<b>SUBTOTAL CONTRACTUALS</b>	<b>0</b>	<b>327,304</b>	<b>507,150</b>	<b>526,990</b>
63001	Miscellaneous Operating Expenses	0	73,587	40,000	78,540
63300	Gas & Diesel	0	0	4,500	6,750
	<b>SUBTOTAL COMMODITIES</b>	<b>0</b>	<b>73,587</b>	<b>44,500</b>	<b>85,290</b>
65011	Equipment Replacement Charges	0	0	0	31,610
65040	IT Maintenance Charge	0	0	0	5,690
65100	Insurance Charges	0	0	0	5,000
65105	Benefits Overhead	0	0	0	740
65400	Indirect Costs	0	0	22,410	0
	<b>SUBTOTAL FIXED CHARGES</b>	<b>0</b>	<b>0</b>	<b>22,410</b>	<b>43,040</b>
66200	Buildings & Building Improvements	0	4,178	1,110,730	0
66400	Machinery & Equipment	0	12,487	0	0
66600	Books Records Video	0	39,479	60,000	60,000
	<b>SUBTOTAL CAPITAL</b>	<b>0</b>	<b>56,144</b>	<b>1,170,730</b>	<b>60,000</b>
	<b>TOTAL</b>	<b>0</b>	<b>533,329</b>	<b>2,000,000</b>	<b>975,000</b>

**LIBRARY FEE AND DONATION  
DEPARTMENT RESOURCE SUMMARY**

**LIBRARY**

ACTIVITIES	ACTUAL FY 20-21	ACTUAL FY 21-22	ADOPTED FY 22-23	ADOPTED FY 23-24
EXPENDITURES				
02211150 LIBRARY FEE AND DONATION	0	0	27,700	27,700
TOTAL EXPENDITURES	0	0	27,700	27,700
OPERATING EXPENSES	ACTUAL FY 20-21	ACTUAL FY 21-22	ADOPTED FY 22-23	ADOPTED FY 23-24
62000 CONTRACTUALS	0	0	12,400	12,400
63000 COMMODITIES	0	0	15,300	15,300
<b>TOTAL</b>	<b>0</b>	<b>0</b>	<b>27,700</b>	<b>27,700</b>

**LIBRARY FEE AND DONATION**

LIBRARY		ACCOUNTING UNIT			
LIBRARY FEE AND DONATION		02211150			
Account Code	LINE ITEM RESOURCES	ACTUAL FY 20-21	ACTUAL FY 21-22	ADOPTED FY 22-23	ADOPTED FY 23-24
62300	Contract Services-Professional	0	0	12,400	12,400
	<b>SUBTOTAL CONTRACTUALS</b>	<b>0</b>	<b>0</b>	<b>12,400</b>	<b>12,400</b>
63001	Miscellaneous Operating Expenses	0	0	15,300	15,300
	<b>SUBTOTAL COMMODITIES</b>	<b>0</b>	<b>0</b>	<b>15,300</b>	<b>15,300</b>
	<b>TOTAL</b>	<b>0</b>	<b>0</b>	<b>27,700</b>	<b>27,700</b>

**CAL LIBRARY SERVICES ACT  
DEPARTMENT RESOURCE SUMMARY**

**LIBRARY**

<b>ACTIVITIES</b>		<b>ACTUAL FY 20-21</b>	<b>ACTUAL FY 21-22</b>	<b>ADOPTED FY 22-23</b>	<b>ADOPTED FY 23-24</b>
EXPENDITURES					
15011160	LIBRARY SERVICES GRANTS	2,072	0	0	0
	TOTAL EXPENDITURES	2,072	0	0	0
<b>OPERATING EXPENSES</b>		<b>ACTUAL FY 20-21</b>	<b>ACTUAL FY 21-22</b>	<b>ADOPTED FY 22-23</b>	<b>ADOPTED FY 23-24</b>
63000	COMMODITIES	2,072	0	0	0
	<b>TOTAL</b>	<b>2,072</b>	<b>0</b>	<b>0</b>	<b>0</b>

**CAL LIBRARY SERVICES ACT**

LIBRARY		ACCOUNTING UNIT			
LIBRARY SERVICES GRANTS		15011160			
Account Code	LINE ITEM RESOURCES	ACTUAL FY 20-21	ACTUAL FY 21-22	ADOPTED FY 22-23	ADOPTED FY 23-24
63001	Miscellaneous Operating Expenses	2,072	0	0	0
	<b>SUBTOTAL COMMODITIES</b>	<b>2,072</b>	<b>0</b>	<b>0</b>	<b>0</b>
	<b>TOTAL</b>	<b>2,072</b>	<b>0</b>	<b>0</b>	<b>0</b>

**PUBLIC LIBRARY GRANT FUND  
DEPARTMENT RESOURCE SUMMARY**

**LIBRARY**

ACTIVITIES	ACTUAL FY 20-21	ACTUAL FY 21-22	ADOPTED FY 22-23	ADOPTED FY 23-24
REVENUES				
52025 State Grants-Direct	67,647	12,353	0	0
TOTAL REVENUES	67,647	12,353	0	0
EXPENDITURES				
15211153 Mobile Library Solutions Grant	0	12,353	0	0
TOTAL EXPENDITURES	0	12,353	0	0
<b>OPERATING EXPENSES</b>	<b>ACTUAL FY 20-21</b>	<b>ACTUAL FY 21-22</b>	<b>ADOPTED FY 22-23</b>	<b>ADOPTED FY 23-24</b>
63000 COMMODITIES	0	12,353	0	0
<b>TOTAL</b>	<b>0</b>	<b>12,353</b>	<b>0</b>	<b>0</b>

**PUBLIC LIBRARY GRANT FUND**

<b>LIBRARY</b>		<b>ACCOUNTING UNIT</b>			
<b>Mobile Library Solutions Grant</b>		<b>15211153</b>			
<b>Account Code</b>	<b>LINE ITEM RESOURCES</b>	<b>ACTUAL FY 20-21</b>	<b>ACTUAL FY 21-22</b>	<b>ADOPTED FY 22-23</b>	<b>ADOPTED FY 23-24</b>
63001	Miscellaneous Operating Expenses	0	12,353	0	0
	<b>SUBTOTAL COMMODITIES</b>	<b>0</b>	<b>12,353</b>	<b>0</b>	<b>0</b>
	<b>TOTAL</b>	<b>0</b>	<b>12,353</b>	<b>0</b>	<b>0</b>



**PUBLIC LIBRARY GRANT FUND**

LIBRARY		ACCOUNTING UNIT			
PUBLIC LIBRARY GRANT		15211002			
Account Code	LINE ITEM RESOURCES	ACTUAL FY 20-21	ACTUAL FY 21-22	ADOPTED FY 22-23	ADOPTED FY 23-24
52025	State Grants-Direct	67,647	12,353	0	0
	<b>SUBTOTAL REVENUES</b>	<b>67,647</b>	<b>12,353</b>	<b>0</b>	<b>0</b>
	<b>TOTAL</b>	<b>67,647</b>	<b>12,353</b>	<b>0</b>	<b>0</b>

**LIBRARY SVCS & TECHNOLOGY ACT  
DEPARTMENT RESOURCE SUMMARY**

**LIBRARY**

ACTIVITIES	ACTUAL FY 20-21	ACTUAL FY 21-22	ADOPTED FY 22-23	ADOPTED FY 23-24
REVENUES				
52001    Federal Grant-Indirect	0	16,150	0	0
TOTAL REVENUES	0	16,150	0	0
EXPENDITURES				
15411194  LSTA-WORKFORCE TRAINING	0	16,150	0	0
TOTAL EXPENDITURES	0	16,150	0	0
OPERATING EXPENSES	ACTUAL FY 20-21	ACTUAL FY 21-22	ADOPTED FY 22-23	ADOPTED FY 23-24
62000    CONTRACTUALS	0	70	0	0
63000    COMMODITIES	0	16,080	0	0
<b>TOTAL</b>	<b>0</b>	<b>16,150</b>	<b>0</b>	<b>0</b>

**LIBRARY SVCS & TECHNOLOGY ACT**

LIBRARY		ACCOUNTING UNIT			
LSTA-WORKFORCE TRAINING		15411194			
Account Code	LINE ITEM RESOURCES	ACTUAL FY 20-21	ACTUAL FY 21-22	ADOPTED FY 22-23	ADOPTED FY 23-24
62300	Contract Services-Professional	0	70	0	0
	<b>SUBTOTAL CONTRACTUALS</b>	<b>0</b>	<b>70</b>	<b>0</b>	<b>0</b>
63001	Miscellaneous Operating Expenses	0	16,080	0	0
	<b>SUBTOTAL COMMODITIES</b>	<b>0</b>	<b>16,080</b>	<b>0</b>	<b>0</b>
	<b>TOTAL</b>	<b>0</b>	<b>16,150</b>	<b>0</b>	<b>0</b>

**LIBRARY SVCS & TECHNOLOGY ACT**

<b>LIBRARY</b>		<b>ACCOUNTING UNIT</b>			
<b>LSTA-LIBRARY GRANTS REVENUE</b>		<b>15411002</b>			
<b>Account Code</b>	<b>LINE ITEM RESOURCES</b>	<b>ACTUAL FY 20-21</b>	<b>ACTUAL FY 21-22</b>	<b>ADOPTED FY 22-23</b>	<b>ADOPTED FY 23-24</b>
52001	Federal Grant-Indirect	0	16,150	0	0
	<b>SUBTOTAL REVENUES</b>	<b>0</b>	<b>16,150</b>	<b>0</b>	<b>0</b>
	<b>TOTAL</b>	<b>0</b>	<b>16,150</b>	<b>0</b>	<b>0</b>

**American Rescue Plan Act  
DEPARTMENT RESOURCE SUMMARY**

**LIBRARY**

ACTIVITIES	ACTUAL FY 20-21	ACTUAL FY 21-22	ADOPTED FY 22-23	ADOPTED FY 23-24
EXPENDITURES				
18111013 ARPA-LIBRARY	0	489,994	0	0
TOTAL EXPENDITURES	0	489,994	0	0
OPERATING EXPENSES	ACTUAL FY 20-21	ACTUAL FY 21-22	ADOPTED FY 22-23	ADOPTED FY 23-24
63000 COMMODITIES	0	415,763	0	0
66000 CAPITAL	0	74,231	0	0
<b>TOTAL</b>	<b>0</b>	<b>489,994</b>	<b>0</b>	<b>0</b>

**American Rescue Plan Act**

LIBRARY		ACCOUNTING UNIT			
ARPA-LIBRARY		18111013			
Account Code	LINE ITEM RESOURCES	ACTUAL FY 20-21	ACTUAL FY 21-22	ADOPTED FY 22-23	ADOPTED FY 23-24
63001	Miscellaneous Operating Expenses	0	415,763	0	0
	<b>SUBTOTAL COMMODITIES</b>	<b>0</b>	<b>415,763</b>	<b>0</b>	<b>0</b>
66200	Buildings & Building Improvements	0	73,686	0	0
66220	Improvements Other Than Building	0	545	0	0
	<b>SUBTOTAL CAPITAL</b>	<b>0</b>	<b>74,231</b>	<b>0</b>	<b>0</b>
	<b>TOTAL</b>	<b>0</b>	<b>489,994</b>	<b>0</b>	<b>0</b>

# Parks, Recreation & Community Services





**This Page Intentionally  
Left Blank**



**Parks, Recreation, and Community Services  
Position Summary**

Authorized Personnel	Funded FY 22-23	Workforce Changes	Funded FY 23-24
Deputy Parks, Recreation, and Community Services Director (Recreation) (MM) <sup>1</sup>	1	0	1
Deputy Parks, Recreation, and Community Services Director (Zoo) (MM) <sup>1</sup>	1	0	1
Executive Dir of Parks, Rec & Community Svcs (EM)	1	0	1
Executive Secretary (UC)	1	0	1
Graphics Designer I	1	0	1
Lead Accounting Assistant	1	0	1
Management Aide (UC)**	2	0	2
Management Analyst (UC)*	2	0	2
Park Maintenance Worker <sup>1*</sup>	2	0	2
Principal Management Analyst (AM)	1	0	1
Recreation and Community Services Supervisor	7	0	7
Recreation Leader*	13	0	13
Recreation Program Coordinator*	9	0	9
Senior Accounting Assistant	1	0	1
Transportation Driver	0	3	3
Zoo Animal Care Manager (AM)	0	1	1
Zoo Curator	1	(1)	0
Zoo Curator of Education	1	0	1
Zoo Curator of Health	1	0	1
Zoo Education Specialist	4	0	4
Zoo Keeper I	7	0	7
Zoo Keeper II	2	0	2
Zoo Operations Coordinator	1	0	1
<b>Funded Total</b>	<b>60</b>	<b>3</b>	<b>63</b>

<sup>1</sup> Job title change

\*Position(s) added in FY 22-23 Mid-Year Report Reso #2023-014

\*\*Organization change FY 22-23 Mid-Year Report Reso #2023-014

GENERAL FUND	48.00
CANNABIS PUBLIC BENEFIT FUND	11.00
OTHER RESTRICTED FUND	4.00
<b>TOTAL FUNDED POSITIONS</b>	<b>63.00</b>



**This Page Intentionally  
Left Blank**

# PARKS, RECREATION AND COMMUNITY SERVICES AGENCY

## DEPARTMENT PROGRAMS



### Recreation and Community

- Responsible for the delivery of a variety of programs and services to the community that includes Recreation, Community Centers, Events, Fitness Courts, Recreational Trails, Municipal Swimming Pools, Community Gardens, Senior Centers, Log Cabins, Skate Parks, Lakes, Tennis Center, Stadium, and the Santa Ana Zoo. Provides support to the Youth Commission.



### Santa Ana Zoo

- Responsible for providing a destination for the community and surrounding region to have fun, adventure, inspiration, learn about conservation, wildlife health and care, and educate the community to save wildlife and wild spaces.



### Administration

- Responsible for providing management and administrative services to support the department, including financial record keeping, process agreements, create reports, office operations and support to the Parks, Recreation and Community Services Commission and City Council School Collaboration Subcommittee.

**Recreation and Community Services**

Athletics

Aquatics

Senior Services

Teens & Older Youth Programs

Community Outreach & Resources

Special Events

Communication & Marketing

**Santa Ana Zoo**

Animal Health & Care

Education & Conservation

Facility Operations

**Administration**

Accounting Support

Budget Management

Administrative Support

## *Department Summary*

The Parks, Recreation and Community Services Agency (PRCSA) is responsible to deliver a variety of services to the community that includes hundreds of recreation programs annually, 47 parks, 10 community centers, 10 fitness courts, 7 recreation trails, 5 municipal swimming pools, 4 community gardens, 2 senior centers, 2 log cabins, 2 skate parks, 2 lakes, 1 tennis center, 1 stadium and operations of the Santa Ana Zoo.

The PRCSA has 60 full-time employees and 221 part-time employees. The Department's FY 2022-23 proposed budget is \$19.6 million and is 3 percent of the overall Citywide Budget. The Agency is composed of three Divisions: Recreation and Community Services, Santa Ana Zoo, and Administration. The park maintenance operations will move to the Public Works Agency effective FY 2022-23. The PRCSA core services provided are essential in making lives and communities better now and in the future by providing access to nature, outdoor space to play and exercise, facilities for self-directed and organized recreation, positive alternatives for youth, and activities that encourage social connections, human development, and lifelong learning. Overall, the department provides quality of life programs and services to the community for all ages to enjoy.

## *Accomplishments*

- City Produced Events: Fourth of July, Chicano Heritage, Fiestas Patrias, Mid-Autumn Festival, Indigenous Peoples' Day, Winter Village, Egg Hunt, 5K/10K Run, Movies in the Park, Summer Concert Series, Birch Park Series, Boo at the Zoo
- Planning, design and release of the new Cultura: A Community Connection Guide
- Re-introduction of a city-managed aquatics program
- Completion (Est. June 2023) of the new Ed Caruthers Park (Raitt & Myrtle)
- Awarded a contract to add two additional primate habitats to the Giant River Otter Habitat Project at the Santa Ana Zoo

## Strategic Priorities



**Financial Stability** Protect and enhance revenue streams while maintaining a healthy reserve balance to provide for the expenditure of funds in support of the long-term priorities of the City's strategic plan.



**Community Safety** Provide a safe environment for residents and visitors while reducing crime and addressing the impacts of homelessness on our quality of life.








**Modern Facilities & Infrastructure** Ensure maintenance and preservation of City facilities and roadways to better serve the population and visitors.



**Efficient City Services** Streamline the methods of providing services to help ensure doing business with the City is easier and more efficient.



**Economic Diversification & Expansion** Enhance economic vitality by growing revenue streams, attracting quality jobs, diverse businesses and desired amenities for residents.

Strategic Plan & Goals For FY 22-23					
Add/Develop New Park Sites			x		
Add/Renovate Park Amenities/Facilities			x		
Acquire Open Space			x		

# Key Performance Measures

## Strategic Priority Modern Facilities & Infrastructure

Measure	5-Year Trajectory	FY 21-22 Actual	FY 22-23 Target	FY 23-24 Target
Add/Develop New Park Sites	Significant	0	1	1
Add/Renovate Park Amenities/Facilities	Modest	9	10	15
Acquire Open Space	Significant	0	2	2
Updating/Adding Zoo Habitats	Significant	0	4	4
Expand Staffing Levels	Significant	0	10	19



**This Page Intentionally  
Left Blank**



# Parks, Rec. & Community Services

## REVENUE

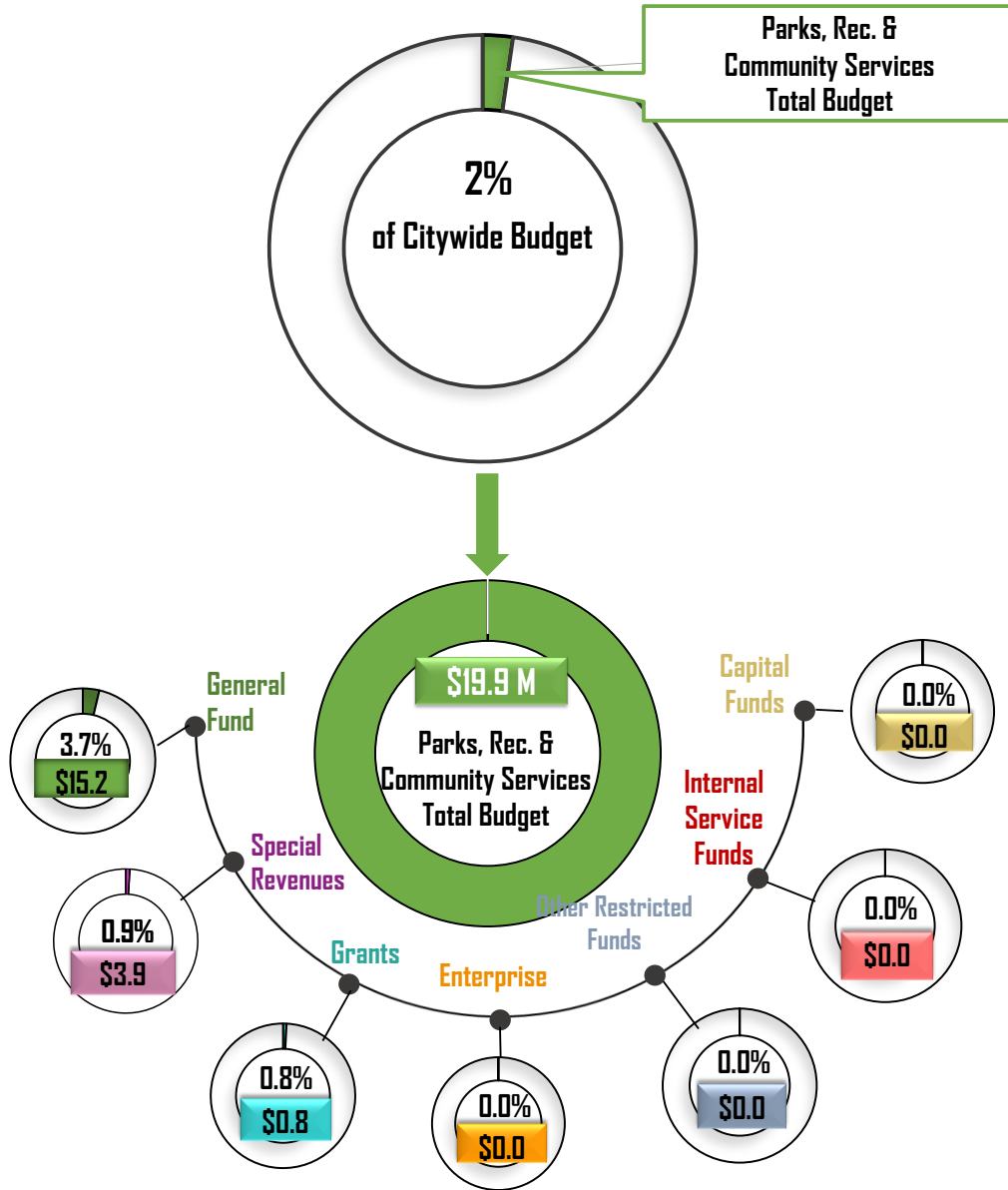
Fund	ACTUAL FY 20-21	ACTUAL FY 21-22	ADOPTED FY 22-23	ADOPTED FY 23-24
011 GENERAL FUND	1,278,854	2,346,768	1,958,050	2,797,090
022 PRCSA FEE & DONATION	6,043	788,212	-	-
051 CAPITAL OUTLAY FUND	687,519	754,104	600,000	600,000
074 CIVIC CENTER MAINTENANCE	5,172,864	3,777,708	-	-
131 2020 Census	-	690,368	-	-
161 REC/COM SVS ST URBAN OPEN SPAC	485,449	764,368	-	-
169 RECREATION GRANTS FUND	220,630	262,539	300,640	300,000
172 NATL RECREATION TRAILS FND ACT	144	129	-	-
301 REC/COMM SVS	6,431	697	-	-
311 RESIDENTIAL DEVELOP DISTRICT 1	476,660	621,044	-	-
312 RESIDENTIAL DEVELOP DISTRICT 2	559,862	2,938,262	-	-
313 RESIDENTIAL DEVELOP DISTRICT 3	3,641,951	2,234,742	-	-
314 RESIDENTIAL DEVELOP DISTRICT 4	51,803	124,798	-	-
<b>TOTAL REVENUE</b>	<b>12,588,211</b>	<b>15,303,740</b>	<b>2,858,690</b>	<b>3,697,090</b>

## EXPENDITURE

Fund	ACTUAL FY 20-21	ACTUAL FY 21-22	ADOPTED FY 22-23	ADOPTED FY 23-24
011 GENERAL FUND	21,680,726	22,054,661	13,574,280	15,206,990
012 CANNABIS PUBLIC BENEFIT	1,765,200	3,426,287	5,238,490	3,207,410
022 PRCSA FEE & DONATION	22,333	242,764	-	44,000
051 CAPITAL OUTLAY FUND	638,396	1,252,762	832,000	630,000
074 CIVIC CENTER MAINTENANCE	3,447,968	2,145,664	-	-
131 2020 Census	-	689,120	-	-
161 REC/COM SVS ST URBAN OPEN SPAC	520,550	1,165,892	-	-
169 RECREATION GRANTS FUND	48,698	126,781	300,640	808,480
174 CARES ACT	815,724	-	-	-
176 CARES ACT-STATE	306,596	-	-	-
181 American Rescue Plan Act	-	1,632,870	-	-
301 REC/COMM SVS	2,275	653	-	-
311 RESIDENTIAL DEVELOP DISTRICT 1	81,761	546,512	-	-
312 RESIDENTIAL DEVELOP DISTRICT 2	677,312	1,052,313	-	-
313 RESIDENTIAL DEVELOP DISTRICT 3	63,644	1,208,144	-	-
314 RESIDENTIAL DEVELOP DISTRICT 4	358,649	(3,752)	-	-
<b>TOTAL EXPENDITURE</b>	<b>30,429,833</b>	<b>35,540,670</b>	<b>19,945,410</b>	<b>19,896,880</b>



**This Page Intentionally  
Left Blank**





**This Page Intentionally  
Left Blank**

**GENERAL FUND  
DEPARTMENT RESOURCE SUMMARY**

**PARKS, REC. & COMMUNITY SERVICES**

ACTIVITIES	ACTUAL FY 20-21	ACTUAL FY 21-22	ADOPTED FY 22-23	ADOPTED FY 23-24
<b>EXPENDITURES</b>				
01113017 PRCSA - SERVICE ENHANCEMENT	4,893,218	5,419,691	1,912,960	2,810,130
01113200 PRCSA - ADMINISTRATION	1,072,140	1,413,657	1,318,690	1,170,920
01113220 PRCSA - ZOO	2,498,790	1,777,854	2,452,410	2,978,240
01113230 PRCSA - RECREATION & COMM. SVC	3,815,416	4,865,118	7,890,220	8,247,700
01113250 PRCSA - PARK FACILITIES	9,401,162	8,578,341	0	0
TOTAL EXPENDITURES	21,680,726	22,054,661	13,574,280	15,206,990
<b>OPERATING EXPENSES</b>				
61000 SALARIES & BENEFITS	7,314,859	8,292,996	7,278,800	8,013,700
62000 CONTRACTUALS	9,909,231	10,248,282	4,572,820	4,612,870
63000 COMMODITIES	1,208,587	1,212,066	784,970	743,480
65000 FIXED CHARGES	1,986,150	2,166,851	930,690	818,340
66000 CAPITAL	1,233,919	82,993	0	1,011,600
67000 DEBT SERVICE	27,981	51,475	7,000	7,000
<b>TOTAL</b>	<b>21,680,726</b>	<b>22,054,661</b>	<b>13,574,280</b>	<b>15,206,990</b>

**GENERAL FUND**

PARKS, REC. & COMMUNITY SERVICES		ACCOUNTING UNIT			
PRCSA - SERVICE ENHANCEMENT		01113017			
Account Code	LINE ITEM RESOURCES	ACTUAL FY 20-21	ACTUAL FY 21-22	ADOPTED FY 22-23	ADOPTED FY 23-24
61000	Salaries Regular	786,478	856,172	139,770	221,990
61010	Salaries Cash Out/Separation	0	29,751	0	0
61020	Salaries Part-Time	277,007	586	157,100	39,460
61040	Salaries Overtime	12,415	10,738	0	0
61100	Retirement-Employer Normal Cost	69,857	77,566	15,690	27,870
61110	Part-Time Retirement	9,178	22	5,700	1,480
61120	Medicare Insurance	14,864	12,447	4,240	3,800
61130	Health Insurance	200,277	224,021	35,280	84,000
61180	Worker Compensation Insurance	0	0	64,840	50,120
	<b>SUBTOTAL SALARIES &amp; BENEFITS</b>	<b>1,370,075</b>	<b>1,211,302</b>	<b>422,620</b>	<b>428,720</b>
62010	Communications	0	0	0	2,290
62300	Contract Services-Professional	3,523,143	1,944,009	1,197,500	1,198,600
62320	Maintenance & Repair Buildings	0	2,244,045	0	0
	<b>SUBTOTAL CONTRACTUALS</b>	<b>3,523,143</b>	<b>4,188,054</b>	<b>1,197,500</b>	<b>1,200,890</b>
63001	Miscellaneous Operating Expenses	0	18,256	119,500	118,400
	<b>SUBTOTAL COMMODITIES</b>	<b>0</b>	<b>18,256</b>	<b>119,500</b>	<b>118,400</b>
65040	IT Maintenance Charge	0	0	78,080	11,380
65100	Insurance Charges	0	0	83,630	61,860
65105	Benefits Overhead	0	0	11,630	8,880
	<b>SUBTOTAL FIXED CHARGES</b>	<b>0</b>	<b>0</b>	<b>173,340</b>	<b>82,120</b>
66200	Buildings & Building Improvements	0	2,080	0	0
66400	Machinery & Equipment	0	0	0	980,000
	<b>SUBTOTAL CAPITAL</b>	<b>0</b>	<b>2,080</b>	<b>0</b>	<b>980,000</b>
	<b>TOTAL</b>	<b>4,893,218</b>	<b>5,419,691</b>	<b>1,912,960</b>	<b>2,810,130</b>

**GENERAL FUND**

<b>PARKS, REC. &amp; COMMUNITY SERVICES</b>		<b>ACCOUNTING UNIT</b>			
<b>REC COMM SVS-MGRL/SUPPORT SVS</b>		<b>01113002</b>			
<b>Account Code</b>	<b>LINE ITEM RESOURCES</b>	<b>ACTUAL FY 20-21</b>	<b>ACTUAL FY 21-22</b>	<b>ADOPTED FY 22-23</b>	<b>ADOPTED FY 23-24</b>
51301	Filming Permits	10,198	20,664	3,350	1,000
51302	Park Facility Permits	0	60	0	500
51303	Special Event Permit	0	5,513	0	500
53301	Center Programs	5,113	41,317	45,000	45,000
53303	Youth Sports	508	37,006	21,550	40,000
53307	Youth Field Usage Fee	29,137	88,860	51,000	125,000
53308	Park Reservation	68,788	226,973	140,500	225,000
53309	Concession-Vending Machines	3,900	4,225	2,900	3,900
53310	Zoo Education	319	2,320	100,000	50,000
53312	Zoo Admissions	997,565	1,468,905	1,200,000	1,535,000
53313	Food Sale Concession	2,684	20,371	22,950	20,000
53316	Leisure Classes	(2,483)	23,760	100,000	35,000
53318	Tennis Reservation	180	807	0	0
53319	Recreation Staff Reimbursement	3,079	27,457	25,350	40,000
53331	City Events	7,500	200	0	150,000
57010	Miscellaneous Recoveries	568	5,003	3,500	3,000
57300	Park Maintenance Expense Reimb	0	341	0	0
57304	Rancho Santiago Reimbursement/PR	53,506	34,648	25,850	56,440
57361	Recreation Facility Rental	4,957	30,239	12,900	55,000
57362	Rental Of Stadium	33,736	95,522	41,450	175,000
57380	Friend Of Zoo Vet Contribution	30,000	60,000	60,000	60,000
57383	Friend of Zoo Contribution	19,743	83,203	61,750	61,750
57385	Friend of Zoo Education Contribution	20,000	40,000	40,000	40,000
57390	PRCSA Godinez High School	(10,144)	8,854	0	0
57962	Lease Revenue	0	17,612	0	0
58020	Interest Income- Leases	0	2,908	0	0
59000	Transfer From Fund 069	0	0	0	75,000
	<b>SUBTOTAL REVENUES</b>	<b>1,278,854</b>	<b>2,346,768</b>	<b>1,958,050</b>	<b>2,797,090</b>
	<b>TOTAL</b>	<b>1,278,854</b>	<b>2,346,768</b>	<b>1,958,050</b>	<b>2,797,090</b>

**GENERAL FUND**

PARKS, REC. & COMMUNITY SERVICES		ACCOUNTING UNIT			
PRCSA - ADMINISTRATION		01113200			
Account Code	LINE ITEM RESOURCES	ACTUAL FY 20-21	ACTUAL FY 21-22	ADOPTED FY 22-23	ADOPTED FY 23-24
61000	Salaries Regular	700,931	814,515	739,000	667,320
61010	Salaries Cash Out/Separation	0	79,323	0	5,100
61020	Salaries Part-Time	11,707	8,581	28,850	31,800
61040	Salaries Overtime	186	199	8,000	0
61100	Retirement-Employer Normal Cost	29,012	42,789	33,600	65,390
61110	Part-Time Retirement	486	152	1,080	1,190
61120	Medicare Insurance	9,054	11,336	10,850	10,110
61130	Health Insurance	87,806	134,832	131,280	141,480
61170	Retiree Health Benefits	1,187	3,258	3,300	3,160
61180	Worker Compensation Insurance	42,170	47,330	43,450	48,150
	<b>SUBTOTAL SALARIES &amp; BENEFITS</b>	<b>882,539</b>	<b>1,142,315</b>	<b>999,410</b>	<b>973,700</b>
62010	Communications	24,175	30,418	31,500	30,830
62120	Training, Transportation, Meetings	0	0	500	3,000
62140	Membership, Subscription & Dues	537	0	1,400	2,450
62300	Contract Services-Professional	8,996	76,587	122,300	21,780
62302	Contracted Vendor Personnel Services	1,460	2,350	5,100	5,100
62600	Parking Validation	19,075	9,388	8,200	7,680
62700	Auto Expense	6,000	6,000	6,000	6,000
	<b>SUBTOTAL CONTRACTUALS</b>	<b>60,243</b>	<b>124,743</b>	<b>175,000</b>	<b>76,840</b>
63001	Miscellaneous Operating Expenses	16,716	9,977	12,100	12,600
63300	Gas & Diesel	83	250	500	0
	<b>SUBTOTAL COMMODITIES</b>	<b>16,799</b>	<b>10,227</b>	<b>12,600</b>	<b>12,600</b>
65010	Rental City Equipment	8,900	8,904	10,860	0
65012	Accident Repair & Replacement	200	168	70	0
65040	IT Maintenance Charge	42,170	57,580	55,770	39,820
65100	Insurance Charges	58,060	65,760	56,040	59,430
65105	Benefits Overhead	2,090	2,820	7,790	8,530
65210	Delivery Charges	1,140	1,140	1,150	0
	<b>SUBTOTAL FIXED CHARGES</b>	<b>112,560</b>	<b>136,372</b>	<b>131,680</b>	<b>107,780</b>
	<b>TOTAL</b>	<b>1,072,140</b>	<b>1,413,657</b>	<b>1,318,690</b>	<b>1,170,920</b>



**GENERAL FUND**

PARKS, REC. & COMMUNITY SERVICES		ACCOUNTING UNIT			
PRCSA - ZOO		01113220			
Account Code	LINE ITEM RESOURCES	ACTUAL FY 20-21	ACTUAL FY 21-22	ADOPTED FY 22-23	ADOPTED FY 23-24
61000	Salaries Regular	705,187	402,314	867,090	1,075,970
61010	Salaries Cash Out/Separation	57,089	2,730	0	4,200
61020	Salaries Part-Time	218,455	130,648	277,960	308,550
61040	Salaries Overtime	11,210	10,605	3,300	3,300
61100	Retirement-Employer Normal Cost	45,875	27,520	59,050	101,260
61110	Part-Time Retirement	7,696	4,618	10,420	10,350
61120	Medicare Insurance	13,055	7,868	16,350	19,990
61130	Health Insurance	101,360	62,725	154,300	244,150
61170	Retiree Health Benefits	536	770	1,590	2,330
61180	Worker Compensation Insurance	66,090	34,977	56,310	63,450
	<b>SUBTOTAL SALARIES &amp; BENEFITS</b>	<b>1,226,553</b>	<b>684,775</b>	<b>1,446,370</b>	<b>1,833,550</b>
62000	Utilities	135,809	148,599	145,200	145,200
62010	Communications	39,738	34,014	50,400	61,360
62120	Training, Transportation, Meetings	3,000	8,903	6,000	6,000
62140	Membership, Subscription & Dues	13,104	18,041	11,300	9,000
62251	Other Agency Services	623	630	0	0
62300	Contract Services-Professional	512,168	401,315	359,850	463,540
62320	Maintenance & Repair Buildings	35,700	19,200	0	0
	<b>SUBTOTAL CONTRACTUALS</b>	<b>740,142</b>	<b>630,702</b>	<b>572,750</b>	<b>685,100</b>
63001	Miscellaneous Operating Expenses	141,295	135,304	179,800	175,300
63300	Gas & Diesel	1,674	1,602	500	500
63400	Animal Food & Supp	75,249	72,422	73,400	103,400
	<b>SUBTOTAL COMMODITIES</b>	<b>218,217</b>	<b>209,328</b>	<b>253,700</b>	<b>279,200</b>
65010	Rental City Equipment	27,290	26,410	33,290	13,730
65011	Equipment Replacement Charges	4,100	4,128	1,050	2,250
65012	Accident Repair & Replacement	400	406	0	0
65040	IT Maintenance Charge	72,290	74,850	61,350	68,260
65100	Insurance Charges	90,990	86,950	72,630	78,300
65105	Benefits Overhead	3,270	3,350	10,100	11,250
65205	Internal Departments Personnel	0	18,576	0	0
65210	Delivery Charges	1,170	1,170	1,170	0
	<b>SUBTOTAL FIXED CHARGES</b>	<b>199,510</b>	<b>215,840</b>	<b>179,590</b>	<b>173,790</b>
66220	Improvements Other Than Building	0	19,600	0	0
66400	Machinery & Equipment	114,368	17,609	0	0
66511	Computer Software Subscriptions	0	0	0	6,600
	<b>SUBTOTAL CAPITAL</b>	<b>114,368</b>	<b>37,209</b>	<b>0</b>	<b>6,600</b>
	<b>TOTAL</b>	<b>2,498,790</b>	<b>1,777,854</b>	<b>2,452,410</b>	<b>2,978,240</b>

**GENERAL FUND**

PARKS, REC. & COMMUNITY SERVICES		ACCOUNTING UNIT			
PRCSA - RECREATION & COMM. SVC		01113230			
Account Code	LINE ITEM RESOURCES	ACTUAL FY 20-21	ACTUAL FY 21-22	ADOPTED FY 22-23	ADOPTED FY 23-24
61000	Salaries Regular	1,573,728	1,546,573	1,869,210	1,834,170
61010	Salaries Cash Out/Separation	1,423	91,451	0	17,800
61020	Salaries Part-Time	135,709	1,094,198	1,785,610	1,962,700
61040	Salaries Overtime	13,439	42,894	23,300	140,800
61100	Retirement-Employer Normal Cost	83,199	91,225	101,700	161,330
61110	Part-Time Retirement	4,889	37,920	62,920	73,600
61120	Medicare Insurance	24,539	39,739	51,090	55,000
61130	Health Insurance	253,650	249,774	410,880	376,320
61170	Retiree Health Benefits	606	1,407	1,470	1,520
61180	Worker Compensation Insurance	274,907	235,950	104,220	154,490
	<b>SUBTOTAL SALARIES &amp; BENEFITS</b>	<b>2,366,090</b>	<b>3,431,131</b>	<b>4,410,400</b>	<b>4,777,730</b>
62010	Communications	168,544	167,111	182,400	206,480
62120	Training, Transportation, Meetings	340	1,161	8,000	8,000
62140	Membership, Subscription & Dues	11,072	10,363	23,800	23,800
62300	Contract Services-Professional	279,792	399,266	2,357,970	2,356,360
62600	Parking Validation	16,337	13,629	55,400	55,400
	<b>SUBTOTAL CONTRACTUALS</b>	<b>476,084</b>	<b>591,530</b>	<b>2,627,570</b>	<b>2,650,040</b>
63001	Miscellaneous Operating Expenses	337,712	168,078	350,870	284,980
63300	Gas & Diesel	14,933	21,943	48,300	48,300
	<b>SUBTOTAL COMMODITIES</b>	<b>352,645</b>	<b>190,021</b>	<b>399,170</b>	<b>333,280</b>
65010	Rental City Equipment	116,340	109,517	143,390	88,940
65011	Equipment Replacement Charges	17,300	40,722	10,000	21,440
65012	Accident Repair & Replacement	1,500	1,589	6,690	6,760
65040	IT Maintenance Charge	102,410	138,180	128,280	119,460
65100	Insurance Charges	324,430	330,886	134,430	190,670
65105	Benefits Overhead	13,630	7,158	18,700	27,380
65210	Delivery Charges	4,720	4,622	4,590	0
65400	Indirect Costs	0	13,004	0	0
	<b>SUBTOTAL FIXED CHARGES</b>	<b>580,330</b>	<b>645,678</b>	<b>446,080</b>	<b>454,650</b>
66400	Machinery & Equipment	33,509	0	0	0
66511	Computer Software Subscriptions	0	0	0	25,000
	<b>SUBTOTAL CAPITAL</b>	<b>33,509</b>	<b>0</b>	<b>0</b>	<b>25,000</b>
67200	Principal-Leases	5,692	5,870	7,000	7,000
67210	Interest-Leases	1,066	888	0	0
	<b>SUBTOTAL DEBT SERVICE</b>	<b>6,759</b>	<b>6,759</b>	<b>7,000</b>	<b>7,000</b>
	<b>TOTAL</b>	<b>3,815,416</b>	<b>4,865,118</b>	<b>7,890,220</b>	<b>8,247,700</b>

**GENERAL FUND**

PARKS, REC. & COMMUNITY SERVICES		ACCOUNTING UNIT			
PRCSA - PARK FACILITIES		01113250			
Account Code	LINE ITEM RESOURCES	ACTUAL FY 20-21	ACTUAL FY 21-22	ADOPTED FY 22-23	ADOPTED FY 23-24
61000	Salaries Regular	905,773	974,791	0	0
61010	Salaries Cash Out/Separation	0	173,958	0	0
61020	Salaries Part-Time	189,727	235,915	0	0
61040	Salaries Overtime	14,798	32,182	0	0
61100	Retirement-Employer Normal Cost	54,409	66,932	0	0
61102	Retirement- Employer Unfunded- Miscellaneous	0	19,520	0	0
61110	Part-Time Retirement	7,115	8,298	0	0
61120	Medicare Insurance	13,184	15,893	0	0
61130	Health Insurance	154,010	183,026	0	0
61170	Retiree Health Benefits	637	1,438	0	0
61180	Worker Compensation Insurance	129,950	111,520	0	0
	<b>SUBTOTAL SALARIES &amp; BENEFITS</b>	<b>1,469,602</b>	<b>1,823,474</b>	<b>0</b>	<b>0</b>
62000	Utilities	1,338,962	1,524,893	0	0
62010	Communications	34,069	33,593	0	0
62120	Training, Transportation, Meetings	4,510	4,616	0	0
62140	Membership, Subscription & Dues	11,077	3,534	0	0
62251	Other Agency Services	70,456	63,462	0	0
62300	Contract Services-Professional	194,747	352,406	0	0
62320	Maintenance & Repair Buildings	3,451,140	2,728,461	0	0
62322	Maintenance & Repair Machinery	40	0	0	0
62501	Operating Lease Expense	1,559	672	0	0
62600	Parking Validation	3,060	1,615	0	0
	<b>SUBTOTAL CONTRACTUALS</b>	<b>5,109,619</b>	<b>4,713,252</b>	<b>0</b>	<b>0</b>
63001	Miscellaneous Operating Expenses	79,550	114,075	0	0
63200	Operating Materials & Supplies	467,894	599,023	0	0
63300	Gas & Diesel	73,482	71,137	0	0
	<b>SUBTOTAL COMMODITIES</b>	<b>620,925</b>	<b>784,234</b>	<b>0</b>	<b>0</b>
65000	Building Rental	481,520	447,140	0	0
65010	Rental City Equipment	211,040	282,345	0	0
65011	Equipment Replacement Charges	25,900	46,056	0	0
65012	Accident Repair & Replacement	2,500	4,570	0	0
65020	City Yard Rental	107,560	107,560	0	0
65040	IT Maintenance Charge	78,320	132,430	0	0
65100	Insurance Charges	178,910	139,470	0	0
65105	Benefits Overhead	6,430	7,820	0	0
65210	Delivery Charges	1,570	1,570	0	0
	<b>SUBTOTAL FIXED CHARGES</b>	<b>1,093,750</b>	<b>1,168,961</b>	<b>0</b>	<b>0</b>
66200	Buildings & Building Improvements	818,006	2,100	0	0
66220	Improvements Other Than Building	133,505	41,604	0	0
66400	Machinery & Equipment	134,532	0	0	0
	<b>SUBTOTAL CAPITAL</b>	<b>1,086,043</b>	<b>43,704</b>	<b>0</b>	<b>0</b>
67003	Loan Payment-OBF	21,222	44,716	0	0
	<b>SUBTOTAL DEBT SERVICE</b>	<b>21,222</b>	<b>44,716</b>	<b>0</b>	<b>0</b>
	<b>TOTAL</b>	<b>9,401,162</b>	<b>8,578,341</b>	<b>0</b>	<b>0</b>

**CANNABIS PUBLIC BENEFIT  
DEPARTMENT RESOURCE SUMMARY**

**PARKS, REC. & COMMUNITY SERVICES**

<b>ACTIVITIES</b>		<b>ACTUAL FY 20-21</b>	<b>ACTUAL FY 21-22</b>	<b>ADOPTED FY 22-23</b>	<b>ADOPTED FY 23-24</b>
<b>EXPENDITURES</b>					
01213020	PRCSA YOUTH SERVICES	1,765,200	3,426,287	5,238,490	3,207,410
	<b>TOTAL EXPENDITURES</b>	<b>1,765,200</b>	<b>3,426,287</b>	<b>5,238,490</b>	<b>3,207,410</b>
<b>OPERATING EXPENSES</b>		<b>ACTUAL FY 20-21</b>	<b>ACTUAL FY 21-22</b>	<b>ADOPTED FY 22-23</b>	<b>ADOPTED FY 23-24</b>
61000	SALARIES & BENEFITS	136,458	363,416	1,977,470	2,608,290
62000	CONTRACTUALS	781,763	728,379	823,590	257,430
63000	COMMODITIES	527,824	65,145	210,650	130,380
65000	FIXED CHARGES	0	67,063	38,340	205,570
66000	CAPITAL	300,573	1,754,585	2,142,540	0
69000	MISCELLANEOUS	18,582	447,700	45,900	5,740
	<b>TOTAL</b>	<b>1,765,200</b>	<b>3,426,287</b>	<b>5,238,490</b>	<b>3,207,410</b>

**CANNABIS PUBLIC BENEFIT**

PARKS, REC. & COMMUNITY SERVICES		ACCOUNTING UNIT			
PRCSA YOUTH SERVICES		01213020			
Account Code	LINE ITEM RESOURCES	ACTUAL FY 20-21	ACTUAL FY 21-22	ADOPTED FY 22-23	ADOPTED FY 23-24
61000	Salaries Regular	86,899	173,563	571,130	664,550
61020	Salaries Part-Time	29,725	70,170	444,890	1,041,060
61030	Salaries Participant	0	0	601,830	417,880
61040	Salaries Overtime	1,415	1,602	3,080	0
61100	Retirement-Employer Normal Cost	8,915	21,097	59,900	78,870
61110	Part-Time Retirement	839	14,812	36,950	54,710
61120	Medicare Insurance	1,393	8,230	22,550	30,780
61130	Health Insurance	7,273	43,865	230,030	219,790
61180	Worker Compensation Insurance	0	30,077	7,110	100,650
	<b>SUBTOTAL SALARIES &amp; BENEFITS</b>	<b>136,458</b>	<b>363,416</b>	<b>1,977,470</b>	<b>2,608,290</b>
62010	Communications	137,524	255	2,040	15,310
62120	Training, Transportation, Meetings	0	2,841	5,000	12,000
62140	Membership, Subscription & Dues	48,935	0	0	0
62300	Contract Services-Professional	595,304	725,283	748,550	148,120
62500	Rent Payments	0	0	68,000	82,000
	<b>SUBTOTAL CONTRACTUALS</b>	<b>781,763</b>	<b>728,379</b>	<b>823,590</b>	<b>257,430</b>
63001	Miscellaneous Operating Expenses	527,824	64,986	210,650	130,380
63300	Gas & Diesel	0	159	0	0
	<b>SUBTOTAL COMMODITIES</b>	<b>527,824</b>	<b>65,145</b>	<b>210,650</b>	<b>130,380</b>
65010	Rental City Equipment	0	2,385	0	0
65012	Accident Repair & Replacement	0	68	0	0
65040	IT Maintenance Charge	0	28,790	27,890	65,820
65100	Insurance Charges	0	34,300	9,170	122,750
65105	Benefits Overhead	0	1,520	1,280	17,000
	<b>SUBTOTAL FIXED CHARGES</b>	<b>0</b>	<b>67,063</b>	<b>38,340</b>	<b>205,570</b>
66220	Improvements Other Than Building	271,575	1,585,337	2,142,540	0
66400	Machinery & Equipment	0	169,249	0	0
66600	Books Records Video	28,997	0	0	0
	<b>SUBTOTAL CAPITAL</b>	<b>300,573</b>	<b>1,754,585</b>	<b>2,142,540</b>	<b>0</b>
69135	Payment to Subagent	18,582	447,700	0	0
69143	Transportation Pass for Partic	0	0	45,900	5,740
	<b>SUBTOTAL MISCELLANEOUS</b>	<b>18,582</b>	<b>447,700</b>	<b>45,900</b>	<b>5,740</b>
	<b>TOTAL</b>	<b>1,765,200</b>	<b>3,426,287</b>	<b>5,238,490</b>	<b>3,207,410</b>

**PRCSA FEE & DONATION  
DEPARTMENT RESOURCE SUMMARY**

**PARKS, REC. & COMMUNITY SERVICES**

ACTIVITIES		ACTUAL FY 20-21	ACTUAL FY 21-22	ADOPTED FY 22-23	ADOPTED FY 23-24
REVENUES					
57010	Miscellaneous Recoveries	15	0	0	0
57081	Gifts & Donations	2,000	781,500	0	0
58000	Earning On Investments	4,028	6,712	0	0
	TOTAL REVENUES	6,043	788,212	0	0
EXPENDITURES					
02213200	PRCSA FEE & DONATION	22,333	242,764	0	44,000
	TOTAL EXPENDITURES	22,333	242,764	0	44,000
OPERATING EXPENSES		ACTUAL FY 20-21	ACTUAL FY 21-22	ADOPTED FY 22-23	ADOPTED FY 23-24
62000	CONTRACTUALS	0	214,183	0	44,000
63000	COMMODITIES	8,832	28,581	0	0
66000	CAPITAL	13,501	0	0	0
	<b>TOTAL</b>	<b>22,333</b>	<b>242,764</b>	<b>0</b>	<b>44,000</b>

**PRCSA FEE & DONATION**

PARKS, REC. & COMMUNITY SERVICES		ACCOUNTING UNIT			
PRCSA FEE & DONATION		02213002			
Account Code	LINE ITEM RESOURCES	ACTUAL FY 20-21	ACTUAL FY 21-22	ADOPTED FY 22-23	ADOPTED FY 23-24
57010	Miscellaneous Recoveries	15	0	0	0
57081	Gifts & Donations	2,000	781,500	0	0
58000	Earning On Investments	4,028	6,712	0	0
	<b>SUBTOTAL REVENUES</b>	<b>6,043</b>	<b>788,212</b>	<b>0</b>	<b>0</b>
	<b>TOTAL</b>	<b>6,043</b>	<b>788,212</b>	<b>0</b>	<b>0</b>

**PRCSA FEE & DONATION**

PARKS, REC. & COMMUNITY SERVICES		ACCOUNTING UNIT			
PRCSA FEE & DONATION		02213200			
Account Code	LINE ITEM RESOURCES	ACTUAL FY 20-21	ACTUAL FY 21-22	ADOPTED FY 22-23	ADOPTED FY 23-24
62140	Membership, Subscription & Dues	0	8,030	0	0
62300	Contract Services-Professional	0	206,153	0	44,000
	<b>SUBTOTAL CONTRACTUALS</b>	<b>0</b>	<b>214,183</b>	<b>0</b>	<b>44,000</b>
63001	Miscellaneous Operating Expenses	7,302	28,581	0	0
63200	Operating Materials & Supplies	1,530	0	0	0
	<b>SUBTOTAL COMMODITIES</b>	<b>8,832</b>	<b>28,581</b>	<b>0</b>	<b>0</b>
66220	Improvements Other Than Building	13,501	0	0	0
	<b>SUBTOTAL CAPITAL</b>	<b>13,501</b>	<b>0</b>	<b>0</b>	<b>0</b>
	<b>TOTAL</b>	<b>22,333</b>	<b>242,764</b>	<b>0</b>	<b>44,000</b>



**CAPITAL OUTLAY FUND  
DEPARTMENT RESOURCE SUMMARY**

**PARKS, REC. & COMMUNITY SERVICES**

ACTIVITIES		ACTUAL FY 20-21	ACTUAL FY 21-22	ADOPTED FY 22-23	ADOPTED FY 23-24
REVENUES					
53332	Baseball Surcharge	1,793	5,717	0	0
57363	Cell Tower Lease Agreement	653,036	638,962	600,000	600,000
57961	Contra Rent Revenue GASB 87	0	(260,338)	0	0
57962	Lease Revenue	0	297,274	0	0
58000	Earning On Investments	32,690	26,400	0	0
58020	Interest Income- Leases	0	46,090	0	0
	<b>TOTAL REVENUES</b>	<b>687,519</b>	<b>754,104</b>	<b>600,000</b>	<b>600,000</b>
EXPENDITURES					
05113263	PARK IMPROVEMENTS	638,396	1,252,762	832,000	630,000
	<b>TOTAL EXPENDITURES</b>	<b>638,396</b>	<b>1,252,762</b>	<b>832,000</b>	<b>630,000</b>
OPERATING EXPENSES		ACTUAL FY 20-21	ACTUAL FY 21-22	ADOPTED FY 22-23	ADOPTED FY 23-24
62000	CONTRACTUALS	0	305,350	416,000	315,000
63000	COMMODITIES	41,509	281,588	416,000	315,000
65000	FIXED CHARGES	14,542	0	0	0
66000	CAPITAL	582,345	665,824	0	0
	<b>TOTAL</b>	<b>638,396</b>	<b>1,252,762</b>	<b>832,000</b>	<b>630,000</b>

**CAPITAL OUTLAY FUND**

<b>PARKS, REC. &amp; COMMUNITY SERVICES</b>		<b>ACCOUNTING UNIT</b>			
<b>MISCELLENOUS REVENUE</b>		<b>05113002</b>			
<b>Account Code</b>	<b>LINE ITEM RESOURCES</b>	<b>ACTUAL FY 20-21</b>	<b>ACTUAL FY 21-22</b>	<b>ADOPTED FY 22-23</b>	<b>ADOPTED FY 23-24</b>
53332	Baseball Surcharge	1,793	5,717	0	0
57363	Cell Tower Lease Agreement	653,036	638,962	600,000	600,000
57961	Contra Rent Revenue GASB 87	0	(260,338)	0	0
57962	Lease Revenue	0	297,274	0	0
58000	Earning On Investments	32,690	26,400	0	0
58020	Interest Income- Leases	0	46,090	0	0
	<b>SUBTOTAL REVENUES</b>	<b>687,519</b>	<b>754,104</b>	<b>600,000</b>	<b>600,000</b>
	<b>TOTAL</b>	<b>687,519</b>	<b>754,104</b>	<b>600,000</b>	<b>600,000</b>

**CAPITAL OUTLAY FUND**

PARKS, REC. & COMMUNITY SERVICES		ACCOUNTING UNIT			
PARK IMPROVEMENTS		05113263			
Account Code	LINE ITEM RESOURCES	ACTUAL FY 20-21	ACTUAL FY 21-22	ADOPTED FY 22-23	ADOPTED FY 23-24
62320	Maintenance & Repair Buildings	0	305,350	416,000	315,000
	<b>SUBTOTAL CONTRACTUALS</b>	<b>0</b>	<b>305,350</b>	<b>416,000</b>	<b>315,000</b>
63200	Operating Materials & Supplies	41,509	281,588	416,000	315,000
	<b>SUBTOTAL COMMODITIES</b>	<b>41,509</b>	<b>281,588</b>	<b>416,000</b>	<b>315,000</b>
65205	Internal Departments Personnel	14,542	0	0	0
	<b>SUBTOTAL FIXED CHARGES</b>	<b>14,542</b>	<b>0</b>	<b>0</b>	<b>0</b>
66200	Buildings & Building Improvements	157,980	12,475	0	0
66220	Improvements Other Than Building	424,365	653,349	0	0
	<b>SUBTOTAL CAPITAL</b>	<b>582,345</b>	<b>665,824</b>	<b>0</b>	<b>0</b>
	<b>TOTAL</b>	<b>638,396</b>	<b>1,252,762</b>	<b>832,000</b>	<b>630,000</b>

**CIVIC CENTER MAINTENANCE  
DEPARTMENT RESOURCE SUMMARY**

**PARKS, REC. & COMMUNITY SERVICES**

ACTIVITIES		ACTUAL FY 20-21	ACTUAL FY 21-22	ADOPTED FY 22-23	ADOPTED FY 23-24
<b>REVENUES</b>					
53322	Civic Center Project Charges	1,751,313	81,501	0	0
53323	Civic Center Maintenance Charges	1,514,215	1,508,286	0	0
53324	Civic Center Police Security	1,307,336	1,587,921	0	0
59000-011	Transfer From Fund 011	600,000	600,000	0	0
	<b>TOTAL REVENUES</b>	<b>5,172,864</b>	<b>3,777,708</b>	<b>0</b>	<b>0</b>
<b>EXPENDITURES</b>					
07413015	NON-DEPARTMENT CIVIC CENTER	600,000	600,000	0	0
07413250	CIVIC CTR-REGULAR MAINTENANCE	1,736,425	1,486,526	0	0
07413260	CIVIC CTR-CAPITAL PROJECT	1,111,544	59,138	0	0
	<b>TOTAL EXPENDITURES</b>	<b>3,447,968</b>	<b>2,145,664</b>	<b>0</b>	<b>0</b>
OPERATING EXPENSES		ACTUAL FY 20-21	ACTUAL FY 21-22	ADOPTED FY 22-23	ADOPTED FY 23-24
61000	SALARIES & BENEFITS	198,719	25,807	0	0
62000	CONTRACTUALS	1,416,377	1,364,852	0	0
63000	COMMODITIES	44,171	26,418	0	0
65000	FIXED CHARGES	137,133	51,678	0	0
66000	CAPITAL	1,037,839	59,138	0	0
67000	DEBT SERVICE	13,729	14,383	0	0
68000	TRANSFERS	0	3,389	0	0
69000	MISCELLANEOUS	600,000	600,000	0	0
	<b>TOTAL</b>	<b>3,447,968</b>	<b>2,145,664</b>	<b>0</b>	<b>0</b>

**CIVIC CENTER MAINTENANCE**

PARKS, REC. & COMMUNITY SERVICES		ACCOUNTING UNIT			
NON-DEPARTMENT CIVIC CENTER		07413002			
Account Code	LINE ITEM RESOURCES	ACTUAL FY 20-21	ACTUAL FY 21-22	ADOPTED FY 22-23	ADOPTED FY 23-24
53322	Civic Center Project Charges	1,751,313	81,501	0	0
53323	Civic Center Maintenance Charges	1,514,215	1,508,286	0	0
53324	Civic Center Police Security	1,307,336	1,587,921	0	0
59000	Transfer From Fund 011	600,000	600,000	0	0
	<b>SUBTOTAL REVENUES</b>	<b>5,172,864</b>	<b>3,777,708</b>	<b>0</b>	<b>0</b>
	<b>TOTAL</b>	<b>5,172,864</b>	<b>3,777,708</b>	<b>0</b>	<b>0</b>

**CIVIC CENTER MAINTENANCE**

<b>PARKS, REC. &amp; COMMUNITY SERVICES</b>		<b>ACCOUNTING UNIT</b>			
<b>NON-DEPARTMENT CIVIC CENTER</b>		<b>07413015</b>			
Account Code	LINE ITEM RESOURCES	ACTUAL FY 20-21	ACTUAL FY 21-22	ADOPTED FY 22-23	ADOPTED FY 23-24
69135	Payment to Subagent	600,000	600,000	0	0
	<b>SUBTOTAL MISCELLANEOUS</b>	<b>600,000</b>	<b>600,000</b>	<b>0</b>	<b>0</b>
	<b>TOTAL</b>	<b>600,000</b>	<b>600,000</b>	<b>0</b>	<b>0</b>

**CIVIC CENTER MAINTENANCE**

PARKS, REC. & COMMUNITY SERVICES		ACCOUNTING UNIT			
CIVIC CTR-REGULAR MAINTENANCE		07413250			
Account Code	LINE ITEM RESOURCES	ACTUAL FY 20-21	ACTUAL FY 21-22	ADOPTED FY 22-23	ADOPTED FY 23-24
61000	Salaries Regular	75,526	651	0	0
61040	Salaries Overtime	24,133	1,673	0	0
61100	Retirement-Employer Normal Cost	8,564	24	0	0
61102	Retirement- Employer Unfunded- Miscellaneous	43,328	19,650	0	0
61120	Medicare Insurance	1,245	4	0	0
61130	Health Insurance	29,712	95	0	0
61180	Worker Compensation Insurance	16,210	3,710	0	0
	<b>SUBTOTAL SALARIES &amp; BENEFITS</b>	<b>198,719</b>	<b>25,807</b>	<b>0</b>	<b>0</b>
62000	Utilities	290,239	307,933	0	0
62010	Communications	1,377	1,636	0	0
62300	Contract Services-Professional	73,480	2,789	0	0
62320	Maintenance & Repair Buildings	1,050,261	1,052,494	0	0
62600	Parking Validation	1,020	0	0	0
	<b>SUBTOTAL CONTRACTUALS</b>	<b>1,416,377</b>	<b>1,364,852</b>	<b>0</b>	<b>0</b>
63001	Miscellaneous Operating Expenses	78	0	0	0
63200	Operating Materials & Supplies	40,347	17,525	0	0
63300	Gas & Diesel	3,746	8,893	0	0
	<b>SUBTOTAL COMMODITIES</b>	<b>44,171</b>	<b>26,418</b>	<b>0</b>	<b>0</b>
65010	Rental City Equipment	19,200	6,060	0	0
65012	Accident Repair & Replacement	420	84	0	0
65040	IT Maintenance Charge	0	23,030	0	0
65100	Insurance Charges	22,320	20,610	0	0
65105	Benefits Overhead	800	1,330	0	0
65400	Indirect Costs	20,689	564	0	0
	<b>SUBTOTAL FIXED CHARGES</b>	<b>63,429</b>	<b>51,678</b>	<b>0</b>	<b>0</b>
67003	Loan Payment-OBF	13,729	14,383	0	0
	<b>SUBTOTAL DEBT SERVICE</b>	<b>13,729</b>	<b>14,383</b>	<b>0</b>	<b>0</b>
68001	POB Misc Xfer to Fund 406	0	3,389	0	0
	<b>SUBTOTAL TRANSFERS</b>	<b>0</b>	<b>3,389</b>	<b>0</b>	<b>0</b>
	<b>TOTAL</b>	<b>1,736,425</b>	<b>1,486,526</b>	<b>0</b>	<b>0</b>

**CIVIC CENTER MAINTENANCE**

**PARKS, REC. & COMMUNITY SERVICES**

**ACCOUNTING UNIT**

**CIVIC CTR-CAPITAL PROJECT**

**07413260**

<b>Account Code</b>	<b>LINE ITEM RESOURCES</b>	<b>ACTUAL FY 20-21</b>	<b>ACTUAL FY 21-22</b>	<b>ADOPTED FY 22-23</b>	<b>ADOPTED FY 23-24</b>
65205	Internal Departments Personnel	73,704	0	0	0
	<b>SUBTOTAL FIXED CHARGES</b>	<b>73,704</b>	<b>0</b>	<b>0</b>	<b>0</b>
66220	Improvements Other Than Building	1,037,839	59,138	0	0
	<b>SUBTOTAL CAPITAL</b>	<b>1,037,839</b>	<b>59,138</b>	<b>0</b>	<b>0</b>
	<b>TOTAL</b>	<b>1,111,544</b>	<b>59,138</b>	<b>0</b>	<b>0</b>



**REC/COM SVS ST URBAN OPEN SPAC  
DEPARTMENT RESOURCE SUMMARY**

**PARKS, REC. & COMMUNITY SERVICES**

<b>ACTIVITIES</b>		<b>ACTUAL FY 20-21</b>	<b>ACTUAL FY 21-22</b>	<b>ADOPTED FY 22-23</b>	<b>ADOPTED FY 23-24</b>
<b>REVENUES</b>					
52025	State Grants-Direct	485,449	764,368	0	0
	<b>TOTAL REVENUES</b>	485,449	764,368	0	0
<b>EXPENDITURES</b>					
16113262	STATE RESOURCES AGENCY GRANT	2,346	0	0	0
16113263	SANTA ANA RIVER CONSERVANCY PROGRAM	504,180	601,892	0	0
16113264	2018 Parks Bond Act-SPD&CR	14,023	563,999	0	0
	<b>TOTAL EXPENDITURES</b>	520,550	1,165,892	0	0
<b>OPERATING EXPENSES</b>		<b>ACTUAL FY 20-21</b>	<b>ACTUAL FY 21-22</b>	<b>ADOPTED FY 22-23</b>	<b>ADOPTED FY 23-24</b>
66000	CAPITAL	520,550	1,165,892	0	0
	<b>TOTAL</b>	<b>520,550</b>	<b>1,165,892</b>	<b>0</b>	<b>0</b>

**REC/COM SVS ST URBAN OPEN SPAC**

<b>PARKS, REC. &amp; COMMUNITY SERVICES</b>		<b>ACCOUNTING UNIT</b>			
<b>2018 Parks Bond Act-SPD&amp;CR</b>		<b>16113264</b>			
Account Code	LINE ITEM RESOURCES	ACTUAL FY 20-21	ACTUAL FY 21-22	ADOPTED FY 22-23	ADOPTED FY 23-24
66220	Improvements Other Than Building	14,023	563,999	0	0
	<b>SUBTOTAL CAPITAL</b>	<b>14,023</b>	<b>563,999</b>	<b>0</b>	<b>0</b>
	<b>TOTAL</b>	<b>14,023</b>	<b>563,999</b>	<b>0</b>	<b>0</b>

**REC/COM SVS ST URBAN OPEN SPAC**

<b>PARKS, REC. &amp; COMMUNITY SERVICES</b>		<b>ACCOUNTING UNIT</b>			
<b>PARKS/REC CAPITAL GRANTS</b>		<b>16113002</b>			
Account Code	LINE ITEM RESOURCES	ACTUAL FY 20-21	ACTUAL FY 21-22	ADOPTED FY 22-23	ADOPTED FY 23-24
52025	State Grants-Direct	485,449	764,368	0	0
	<b>SUBTOTAL REVENUES</b>	<b>485,449</b>	<b>764,368</b>	<b>0</b>	<b>0</b>
	<b>TOTAL</b>	<b>485,449</b>	<b>764,368</b>	<b>0</b>	<b>0</b>

**REC/COM SVS ST URBAN OPEN SPAC**

<b>PARKS, REC. &amp; COMMUNITY SERVICES</b>		<b>ACCOUNTING UNIT</b>			
<b>STATE RESOURCES AGENCY GRANT</b>		<b>16113262</b>			
Account Code	LINE ITEM RESOURCES	ACTUAL FY 20-21	ACTUAL FY 21-22	ADOPTED FY 22-23	ADOPTED FY 23-24
66220	Improvements Other Than Building	2,346	0	0	0
	<b>SUBTOTAL CAPITAL</b>	<b>2,346</b>	<b>0</b>	<b>0</b>	<b>0</b>
	<b>TOTAL</b>	<b>2,346</b>	<b>0</b>	<b>0</b>	<b>0</b>

**REC/COM SVS ST URBAN OPEN SPAC**

<b>PARKS, REC. &amp; COMMUNITY SERVICES</b>		<b>ACCOUNTING UNIT</b>			
<b>SANTA ANA RIVER CONSERVANCY PROGRAM</b>		<b>16113263</b>			
Account Code	LINE ITEM RESOURCES	ACTUAL FY 20-21	ACTUAL FY 21-22	ADOPTED FY 22-23	ADOPTED FY 23-24
66220	Improvements Other Than Building	504,180	601,892	0	0
	<b>SUBTOTAL CAPITAL</b>	<b>504,180</b>	<b>601,892</b>	<b>0</b>	<b>0</b>
	<b>TOTAL</b>	<b>504,180</b>	<b>601,892</b>	<b>0</b>	<b>0</b>

**RECREATION GRANTS FUND  
DEPARTMENT RESOURCE SUMMARY**

**PARKS, REC. & COMMUNITY SERVICES**

ACTIVITIES	ACTUAL FY 20-21	ACTUAL FY 21-22	ADOPTED FY 22-23	ADOPTED FY 23-24
REVENUES				
52040 Grant-Other	219,329	259,042	300,640	300,000
58000 Earning On Investments	1,302	3,497	0	0
TOTAL REVENUES	220,630	262,539	300,640	300,000
EXPENDITURES				
16913202 OCTA SR MOBILITY PROGRAM	48,698	126,781	300,640	808,480
TOTAL EXPENDITURES	48,698	126,781	300,640	808,480
OPERATING EXPENSES	ACTUAL FY 20-21	ACTUAL FY 21-22	ADOPTED FY 22-23	ADOPTED FY 23-24
61000 SALARIES & BENEFITS	5,161	77,514	189,500	710,570
62000 CONTRACTUALS	32	1,210	10,000	0
63000 COMMODITIES	263	567	11,130	12,000
65000 FIXED CHARGES	43,242	47,491	90,010	85,910
<b>TOTAL</b>	<b>48,698</b>	<b>126,781</b>	<b>300,640</b>	<b>808,480</b>

**RECREATION GRANTS FUND**

**PARKS, REC. & COMMUNITY SERVICES**

**ACCOUNTING UNIT**

**RECREATION GRANTS REVENUE**

**16913002**

<b>Account Code</b>	<b>LINE ITEM RESOURCES</b>	<b>ACTUAL FY 20-21</b>	<b>ACTUAL FY 21-22</b>	<b>ADOPTED FY 22-23</b>	<b>ADOPTED FY 23-24</b>
52040	Grant-Other	219,329	259,042	300,640	300,000
58000	Earning On Investments	1,302	3,497	0	0
	<b>SUBTOTAL REVENUES</b>	<b>220,630</b>	<b>262,539</b>	<b>300,640</b>	<b>300,000</b>
	<b>TOTAL</b>	<b>220,630</b>	<b>262,539</b>	<b>300,640</b>	<b>300,000</b>

**RECREATION GRANTS FUND**

PARKS, REC. & COMMUNITY SERVICES		ACCOUNTING UNIT			
OCTA SR MOBILITY PROGRAM		16913202			
Account Code	LINE ITEM RESOURCES	ACTUAL FY 20-21	ACTUAL FY 21-22	ADOPTED FY 22-23	ADOPTED FY 23-24
61000	Salaries Regular	0	0	0	422,330
61020	Salaries Part-Time	4,200	66,218	179,880	42,690
61100	Retirement-Employer Normal Cost	0	0	0	50,950
61110	Part-Time Retirement	157	2,586	6,750	1,600
61120	Medicare Insurance	61	1,000	2,610	6,430
61130	Health Insurance	0	0	0	182,700
61180	Worker Compensation Insurance	743	7,710	260	3,870
	<b>SUBTOTAL SALARIES &amp; BENEFITS</b>	<b>5,161</b>	<b>77,514</b>	<b>189,500</b>	<b>710,570</b>
62300	Contract Services-Professional	32	1,210	10,000	0
	<b>SUBTOTAL CONTRACTUALS</b>	<b>32</b>	<b>1,210</b>	<b>10,000</b>	<b>0</b>
63300	Gas & Diesel	263	567	11,130	12,000
	<b>SUBTOTAL COMMODITIES</b>	<b>263</b>	<b>567</b>	<b>11,130</b>	<b>12,000</b>
65010	Rental City Equipment	19,870	14,851	24,250	20,930
65011	Equipment Replacement Charges	22,300	20,970	5,680	12,170
65012	Accident Repair & Replacement	200	168	270	270
65100	Insurance Charges	0	7,644	330	4,780
65105	Benefits Overhead	0	23	50	690
65210	Delivery Charges	0	98	0	0
65400	Indirect Costs	872	3,737	59,430	47,070
	<b>SUBTOTAL FIXED CHARGES</b>	<b>43,242</b>	<b>47,491</b>	<b>90,010</b>	<b>85,910</b>
	<b>TOTAL</b>	<b>48,698</b>	<b>126,781</b>	<b>300,640</b>	<b>808,480</b>



**NATL RECREATION TRAILS FND ACT  
DEPARTMENT RESOURCE SUMMARY**

**PARKS, REC. & COMMUNITY SERVICES**

ACTIVITIES		ACTUAL FY 20-21	ACTUAL FY 21-22	ADOPTED FY 22-23	ADOPTED FY 23-24
REVENUES					
58000	Earning On Investments	144	129	0	0
	TOTAL REVENUES	144	129	0	0

**NATL RECREATION TRAILS FND ACT**

<b>PARKS, REC. &amp; COMMUNITY SERVICES</b>		<b>ACCOUNTING UNIT</b>			
<b>NATL RECREATION TRAILS FND ACT</b>		<b>17213002</b>			
Account Code	LINE ITEM RESOURCES	ACTUAL FY 20-21	ACTUAL FY 21-22	ADOPTED FY 22-23	ADOPTED FY 23-24
58000	Earning On Investments	144	129	0	0
	<b>SUBTOTAL REVENUES</b>	<b>144</b>	<b>129</b>	<b>0</b>	<b>0</b>
	<b>TOTAL</b>	<b>144</b>	<b>129</b>	<b>0</b>	<b>0</b>

**CARES ACT  
DEPARTMENT RESOURCE SUMMARY**

**PARKS, REC. & COMMUNITY SERVICES**

<b>ACTIVITIES</b>		<b>ACTUAL FY 20-21</b>	<b>ACTUAL FY 21-22</b>	<b>ADOPTED FY 22-23</b>	<b>ADOPTED FY 23-24</b>
EXPENDITURES					
17413200	CARES ACT-COUNTY PRCSA	815,724	0	0	0
	TOTAL EXPENDITURES	815,724	0	0	0
<b>OPERATING EXPENSES</b>		<b>ACTUAL FY 20-21</b>	<b>ACTUAL FY 21-22</b>	<b>ADOPTED FY 22-23</b>	<b>ADOPTED FY 23-24</b>
62000	CONTRACTUALS	815,724	0	0	0
	<b>TOTAL</b>	<b>815,724</b>	<b>0</b>	<b>0</b>	<b>0</b>

**CARES ACT**

<b>PARKS, REC. &amp; COMMUNITY SERVICES</b>		<b>ACCOUNTING UNIT</b>			
<b>CARES ACT-COUNTY PRCSA</b>		<b>17413200</b>			
<b>Account Code</b>	<b>LINE ITEM RESOURCES</b>	<b>ACTUAL FY 20-21</b>	<b>ACTUAL FY 21-22</b>	<b>ADOPTED FY 22-23</b>	<b>ADOPTED FY 23-24</b>
62300	Contract Services-Professional	815,724	0	0	0
	<b>SUBTOTAL CONTRACTUALS</b>	<b>815,724</b>	<b>0</b>	<b>0</b>	<b>0</b>
	<b>TOTAL</b>	<b>815,724</b>	<b>0</b>	<b>0</b>	<b>0</b>

**CARES ACT-STATE  
DEPARTMENT RESOURCE SUMMARY**

**PARKS, REC. & COMMUNITY SERVICES**

<b>ACTIVITIES</b>		<b>ACTUAL FY 20-21</b>	<b>ACTUAL FY 21-22</b>	<b>ADOPTED FY 22-23</b>	<b>ADOPTED FY 23-24</b>
EXPENDITURES					
17613200	CARES ACT-STATE PRCSA	306,596	0	0	0
	TOTAL EXPENDITURES	306,596	0	0	0
<b>OPERATING EXPENSES</b>		<b>ACTUAL FY 20-21</b>	<b>ACTUAL FY 21-22</b>	<b>ADOPTED FY 22-23</b>	<b>ADOPTED FY 23-24</b>
62000	CONTRACTUALS	306,596	0	0	0
	<b>TOTAL</b>	<b>306,596</b>	<b>0</b>	<b>0</b>	<b>0</b>

**CARES ACT-STATE**

<b>PARKS, REC. &amp; COMMUNITY SERVICES</b>		<b>ACCOUNTING UNIT</b>			
<b>CARES ACT-STATE PRCSA</b>		<b>17613200</b>			
<b>Account Code</b>	<b>LINE ITEM RESOURCES</b>	<b>ACTUAL FY 20-21</b>	<b>ACTUAL FY 21-22</b>	<b>ADOPTED FY 22-23</b>	<b>ADOPTED FY 23-24</b>
62300	Contract Services-Professional	306,596	0	0	0
	<b>SUBTOTAL CONTRACTUALS</b>	<b>306,596</b>	<b>0</b>	<b>0</b>	<b>0</b>
	<b>TOTAL</b>	<b>306,596</b>	<b>0</b>	<b>0</b>	<b>0</b>

**American Rescue Plan Act  
DEPARTMENT RESOURCE SUMMARY**

**PARKS, REC. & COMMUNITY SERVICES**

<b>ACTIVITIES</b>		<b>ACTUAL FY 20-21</b>	<b>ACTUAL FY 21-22</b>	<b>ADOPTED FY 22-23</b>	<b>ADOPTED FY 23-24</b>
<b>EXPENDITURES</b>					
18113013	ARPA-PRCSA	0	1,632,870	0	0
	<b>TOTAL EXPENDITURES</b>	0	1,632,870	0	0
<b>OPERATING EXPENSES</b>		<b>ACTUAL FY 20-21</b>	<b>ACTUAL FY 21-22</b>	<b>ADOPTED FY 22-23</b>	<b>ADOPTED FY 23-24</b>
62000	CONTRACTUALS	0	182,246	0	0
63000	COMMODITIES	0	55,986	0	0
64000	INSURANCE & CLAIMS	0	9,376	0	0
66000	CAPITAL	0	1,385,263	0	0
	<b>TOTAL</b>	<b>0</b>	<b>1,632,870</b>	<b>0</b>	<b>0</b>

**American Rescue Plan Act**

PARKS, REC. & COMMUNITY SERVICES		ACCOUNTING UNIT			
ARPA-PRCSA		18113013			
Account Code	LINE ITEM RESOURCES	ACTUAL FY 20-21	ACTUAL FY 21-22	ADOPTED FY 22-23	ADOPTED FY 23-24
62300	Contract Services-Professional	0	182,246	0	0
	<b>SUBTOTAL CONTRACTUALS</b>	<b>0</b>	<b>182,246</b>	<b>0</b>	<b>0</b>
63001	Miscellaneous Operating Expenses	0	54,896	0	0
63200	Operating Materials & Supplies	0	1,090	0	0
	<b>SUBTOTAL COMMODITIES</b>	<b>0</b>	<b>55,986</b>	<b>0</b>	<b>0</b>
64010	Insurance Payment	0	9,376	0	0
	<b>SUBTOTAL INSURANCE &amp; CLAIMS</b>	<b>0</b>	<b>9,376</b>	<b>0</b>	<b>0</b>
66220	Improvements Other Than Building	0	1,385,263	0	0
	<b>SUBTOTAL CAPITAL</b>	<b>0</b>	<b>1,385,263</b>	<b>0</b>	<b>0</b>
	<b>TOTAL</b>	<b>0</b>	<b>1,632,870</b>	<b>0</b>	<b>0</b>



**REC/COMM SVS  
DEPARTMENT RESOURCE SUMMARY**

**PARKS, REC. & COMMUNITY SERVICES**

ACTIVITIES	ACTUAL FY 20-21	ACTUAL FY 21-22	ADOPTED FY 22-23	ADOPTED FY 23-24
REVENUES				
57304    Rancho Santiago Reimbursement/PR	6,389	653	0	0
58000    Earning On Investments	42	45	0	0
TOTAL REVENUES	6,431	697	0	0
EXPENDITURES				
30113260  REC/COMM SVS ACQ & DEV	2,275	653	0	0
TOTAL EXPENDITURES	2,275	653	0	0
OPERATING EXPENSES	ACTUAL FY 20-21	ACTUAL FY 21-22	ADOPTED FY 22-23	ADOPTED FY 23-24
62000    CONTRACTUALS	2,275	653	0	0
<b>TOTAL</b>	<b>2,275</b>	<b>653</b>	<b>0</b>	<b>0</b>

**REC/COMM SVS**

PARKS, REC. & COMMUNITY SERVICES		ACCOUNTING UNIT			
REC/COMM SVS ACQ & DEV		30113002			
Account Code	LINE ITEM RESOURCES	ACTUAL FY 20-21	ACTUAL FY 21-22	ADOPTED FY 22-23	ADOPTED FY 23-24
57304	Rancho Santiago Reimbursement/PR	6,389	653	0	0
58000	Earning On Investments	42	45	0	0
	<b>SUBTOTAL REVENUES</b>	<b>6,431</b>	<b>697</b>	<b>0</b>	<b>0</b>
	<b>TOTAL</b>	<b>6,431</b>	<b>697</b>	<b>0</b>	<b>0</b>

**REC/COMM SVS**

<b>PARKS, REC. &amp; COMMUNITY SERVICES</b>		<b>ACCOUNTING UNIT</b>			
<b>REC/COMM SVS ACQ &amp; DEV</b>		<b>30113260</b>			
Account Code	LINE ITEM RESOURCES	ACTUAL FY 20-21	ACTUAL FY 21-22	ADOPTED FY 22-23	ADOPTED FY 23-24
62300	Contract Services-Professional	2,275	653	0	0
	<b>SUBTOTAL CONTRACTUALS</b>	<b>2,275</b>	<b>653</b>	<b>0</b>	<b>0</b>
	<b>TOTAL</b>	<b>2,275</b>	<b>653</b>	<b>0</b>	<b>0</b>

**RESIDENTIAL DEVELOP DISTRICT 1  
DEPARTMENT RESOURCE SUMMARY**

**PARKS, REC. & COMMUNITY SERVICES**

<b>ACTIVITIES</b>		<b>ACTUAL FY 20-21</b>	<b>ACTUAL FY 21-22</b>	<b>ADOPTED FY 22-23</b>	<b>ADOPTED FY 23-24</b>
<b>REVENUES</b>					
53300	District Park A & D Fees	451,702	598,296	0	0
58000	Earning On Investments	24,958	22,748	0	0
	<b>TOTAL REVENUES</b>	<b>476,660</b>	<b>621,044</b>	<b>0</b>	<b>0</b>
<b>EXPENDITURES</b>					
31113260	RESIDENTIAL DEVELOP DISTRICT 1	81,761	546,512	0	0
	<b>TOTAL EXPENDITURES</b>	<b>81,761</b>	<b>546,512</b>	<b>0</b>	<b>0</b>
<b>OPERATING EXPENSES</b>		<b>ACTUAL FY 20-21</b>	<b>ACTUAL FY 21-22</b>	<b>ADOPTED FY 22-23</b>	<b>ADOPTED FY 23-24</b>
66000	CAPITAL	81,761	546,512	0	0
	<b>TOTAL</b>	<b>81,761</b>	<b>546,512</b>	<b>0</b>	<b>0</b>

**RESIDENTIAL DEVELOP DISTRICT 1**

<b>PARKS, REC. &amp; COMMUNITY SERVICES</b>		<b>ACCOUNTING UNIT</b>			
<b>MISCELLANEOUS REVENUE</b>		<b>31113002</b>			
<b>Account Code</b>	<b>LINE ITEM RESOURCES</b>	<b>ACTUAL FY 20-21</b>	<b>ACTUAL FY 21-22</b>	<b>ADOPTED FY 22-23</b>	<b>ADOPTED FY 23-24</b>
53300	District Park A & D Fees	451,702	598,296	0	0
58000	Earning On Investments	24,958	22,748	0	0
	<b>SUBTOTAL REVENUES</b>	<b>476,660</b>	<b>621,044</b>	<b>0</b>	<b>0</b>
	<b>TOTAL</b>	<b>476,660</b>	<b>621,044</b>	<b>0</b>	<b>0</b>

**RESIDENTIAL DEVELOP DISTRICT 1**

<b>PARKS, REC. &amp; COMMUNITY SERVICES</b>		<b>ACCOUNTING UNIT</b>			
<b>RESIDENTIAL DEVELOP DISTRICT 1</b>		<b>31113260</b>			
Account Code	LINE ITEM RESOURCES	ACTUAL FY 20-21	ACTUAL FY 21-22	ADOPTED FY 22-23	ADOPTED FY 23-24
66220	Improvements Other Than Building	81,761	546,512	0	0
	<b>SUBTOTAL CAPITAL</b>	<b>81,761</b>	<b>546,512</b>	<b>0</b>	<b>0</b>
	<b>TOTAL</b>	<b>81,761</b>	<b>546,512</b>	<b>0</b>	<b>0</b>

**RESIDENTIAL DEVELOP DISTRICT 2  
DEPARTMENT RESOURCE SUMMARY**

**PARKS, REC. & COMMUNITY SERVICES**

<b>ACTIVITIES</b>		<b>ACTUAL FY 20-21</b>	<b>ACTUAL FY 21-22</b>	<b>ADOPTED FY 22-23</b>	<b>ADOPTED FY 23-24</b>
<b>REVENUES</b>					
53300	District Park A & D Fees	529,089	2,897,020	0	0
58000	Earning On Investments	30,773	41,242	0	0
	<b>TOTAL REVENUES</b>	<b>559,862</b>	<b>2,938,262</b>	<b>0</b>	<b>0</b>
<b>EXPENDITURES</b>					
31213260	Acquisition & Development	665,642	929,961	0	0
31213261	Acquisition & Development In Lieu	11,670	122,352	0	0
	<b>TOTAL EXPENDITURES</b>	<b>677,312</b>	<b>1,052,313</b>	<b>0</b>	<b>0</b>
<b>OPERATING EXPENSES</b>		<b>ACTUAL FY 20-21</b>	<b>ACTUAL FY 21-22</b>	<b>ADOPTED FY 22-23</b>	<b>ADOPTED FY 23-24</b>
66000	<b>CAPITAL</b>	677,312	1,052,313	0	0
	<b>TOTAL</b>	<b>677,312</b>	<b>1,052,313</b>	<b>0</b>	<b>0</b>

**RESIDENTIAL DEVELOP DISTRICT 2**

PARKS, REC. & COMMUNITY SERVICES		ACCOUNTING UNIT			
Acquisition & Development Revenue		31213002			
Account Code	LINE ITEM RESOURCES	ACTUAL FY 20-21	ACTUAL FY 21-22	ADOPTED FY 22-23	ADOPTED FY 23-24
53300	District Park A & D Fees	529,089	2,897,020	0	0
58000	Earning On Investments	30,773	41,242	0	0
	<b>SUBTOTAL REVENUES</b>	<b>559,862</b>	<b>2,938,262</b>	<b>0</b>	<b>0</b>
	<b>TOTAL</b>	<b>559,862</b>	<b>2,938,262</b>	<b>0</b>	<b>0</b>



**RESIDENTIAL DEVELOP DISTRICT 2**

<b>PARKS, REC. &amp; COMMUNITY SERVICES</b>		<b>ACCOUNTING UNIT</b>			
<b>Acquisition &amp; Development</b>		<b>31213260</b>			
<b>Account Code</b>	<b>LINE ITEM RESOURCES</b>	<b>ACTUAL FY 20-21</b>	<b>ACTUAL FY 21-22</b>	<b>ADOPTED FY 22-23</b>	<b>ADOPTED FY 23-24</b>
66200	Buildings & Building Improvements	189,937	0	0	0
66220	Improvements Other Than Building	475,705	929,961	0	0
	<b>SUBTOTAL CAPITAL</b>	<b>665,642</b>	<b>929,961</b>	<b>0</b>	<b>0</b>
	<b>TOTAL</b>	<b>665,642</b>	<b>929,961</b>	<b>0</b>	<b>0</b>

**RESIDENTIAL DEVELOP DISTRICT 2**

<b>PARKS, REC. &amp; COMMUNITY SERVICES</b>		<b>ACCOUNTING UNIT</b>			
<b>Acquisition &amp; Development In Lieu</b>		<b>31213261</b>			
Account Code	LINE ITEM RESOURCES	ACTUAL FY 20-21	ACTUAL FY 21-22	ADOPTED FY 22-23	ADOPTED FY 23-24
66220	Improvements Other Than Building	11,670	122,352	0	0
	<b>SUBTOTAL CAPITAL</b>	<b>11,670</b>	<b>122,352</b>	<b>0</b>	<b>0</b>
	<b>TOTAL</b>	<b>11,670</b>	<b>122,352</b>	<b>0</b>	<b>0</b>

**RESIDENTIAL DEVELOP DISTRICT 3  
DEPARTMENT RESOURCE SUMMARY**

**PARKS, REC. & COMMUNITY SERVICES**

<b>ACTIVITIES</b>		<b>ACTUAL FY 20-21</b>	<b>ACTUAL FY 21-22</b>	<b>ADOPTED FY 22-23</b>	<b>ADOPTED FY 23-24</b>
<b>REVENUES</b>					
53300	District Park A & D Fees	3,557,383	3,118,331	0	0
58000	Earning On Investments	84,568	95,217	0	0
58002	Net Increase (Decrease) In Fai	0	(978,806)	0	0
	<b>TOTAL REVENUES</b>	<b>3,641,951</b>	<b>2,234,742</b>	<b>0</b>	<b>0</b>
<b>EXPENDITURES</b>					
31313260	A & D	63,644	288,678	0	0
31313261	A & D IN LIEU	0	919,466	0	0
	<b>TOTAL EXPENDITURES</b>	<b>63,644</b>	<b>1,208,144</b>	<b>0</b>	<b>0</b>
<b>OPERATING EXPENSES</b>		<b>ACTUAL FY 20-21</b>	<b>ACTUAL FY 21-22</b>	<b>ADOPTED FY 22-23</b>	<b>ADOPTED FY 23-24</b>
61000	SALARIES & BENEFITS	0	316	0	0
65000	FIXED CHARGES	4,897	0	0	0
66000	CAPITAL	58,747	1,207,828	0	0
	<b>TOTAL</b>	<b>63,644</b>	<b>1,208,144</b>	<b>0</b>	<b>0</b>

**RESIDENTIAL DEVELOP DISTRICT 3**

PARKS, REC. & COMMUNITY SERVICES		ACCOUNTING UNIT			
A & D		31313002			
Account Code	LINE ITEM RESOURCES	ACTUAL FY 20-21	ACTUAL FY 21-22	ADOPTED FY 22-23	ADOPTED FY 23-24
53300	District Park A & D Fees	3,557,383	3,118,331	0	0
58000	Earning On Investments	84,568	95,217	0	0
58002	Net Increase (Decrease) In Fai	0	(978,806)	0	0
	<b>SUBTOTAL REVENUES</b>	<b>3,641,951</b>	<b>2,234,742</b>	<b>0</b>	<b>0</b>
	<b>TOTAL</b>	<b>3,641,951</b>	<b>2,234,742</b>	<b>0</b>	<b>0</b>

**RESIDENTIAL DEVELOP DISTRICT 3**

PARKS, REC. & COMMUNITY SERVICES		ACCOUNTING UNIT			
A & D		31313260			
Account Code	LINE ITEM RESOURCES	ACTUAL FY 20-21	ACTUAL FY 21-22	ADOPTED FY 22-23	ADOPTED FY 23-24
61040	Salaries Overtime	0	316	0	0
	<b>SUBTOTAL SALARIES &amp; BENEFITS</b>	<b>0</b>	<b>316</b>	<b>0</b>	<b>0</b>
65205	Internal Departments Personnel	4,897	0	0	0
	<b>SUBTOTAL FIXED CHARGES</b>	<b>4,897</b>	<b>0</b>	<b>0</b>	<b>0</b>
66220	Improvements Other Than Building	58,747	288,362	0	0
	<b>SUBTOTAL CAPITAL</b>	<b>58,747</b>	<b>288,362</b>	<b>0</b>	<b>0</b>
	<b>TOTAL</b>	<b>63,644</b>	<b>288,678</b>	<b>0</b>	<b>0</b>

**RESIDENTIAL DEVELOP DISTRICT 3**

<b>PARKS, REC. &amp; COMMUNITY SERVICES</b>		<b>ACCOUNTING UNIT</b>			
<b>A &amp; D IN LIEU</b>		<b>31313261</b>			
Account Code	LINE ITEM RESOURCES	ACTUAL FY 20-21	ACTUAL FY 21-22	ADOPTED FY 22-23	ADOPTED FY 23-24
66220	Improvements Other Than Building	0	919,466	0	0
	<b>SUBTOTAL CAPITAL</b>	<b>0</b>	<b>919,466</b>	<b>0</b>	<b>0</b>
	<b>TOTAL</b>	<b>0</b>	<b>919,466</b>	<b>0</b>	<b>0</b>

**RESIDENTIAL DEVELOP DISTRICT 4  
DEPARTMENT RESOURCE SUMMARY**

**PARKS, REC. & COMMUNITY SERVICES**

<b>ACTIVITIES</b>		<b>ACTUAL FY 20-21</b>	<b>ACTUAL FY 21-22</b>	<b>ADOPTED FY 22-23</b>	<b>ADOPTED FY 23-24</b>
<b>REVENUES</b>					
53300	District Park A & D Fees	46,052	120,213	0	0
58000	Earning On Investments	5,751	4,586	0	0
	<b>TOTAL REVENUES</b>	<b>51,803</b>	<b>124,798</b>	<b>0</b>	<b>0</b>
<b>EXPENDITURES</b>					
31413260	A & D	358,649	(3,752)	0	0
	<b>TOTAL EXPENDITURES</b>	<b>358,649</b>	<b>(3,752)</b>	<b>0</b>	<b>0</b>
<b>OPERATING EXPENSES</b>		<b>ACTUAL FY 20-21</b>	<b>ACTUAL FY 21-22</b>	<b>ADOPTED FY 22-23</b>	<b>ADOPTED FY 23-24</b>
66000	CAPITAL	358,649	(3,752)	0	0
	<b>TOTAL</b>	<b>358,649</b>	<b>(3,752)</b>	<b>0</b>	<b>0</b>

**RESIDENTIAL DEVELOP DISTRICT 4**

PARKS, REC. & COMMUNITY SERVICES		ACCOUNTING UNIT			
A & D		31413002			
Account Code	LINE ITEM RESOURCES	ACTUAL FY 20-21	ACTUAL FY 21-22	ADOPTED FY 22-23	ADOPTED FY 23-24
53300	District Park A & D Fees	46,052	120,213	0	0
58000	Earning On Investments	5,751	4,586	0	0
	<b>SUBTOTAL REVENUES</b>	<b>51,803</b>	<b>124,798</b>	<b>0</b>	<b>0</b>
	<b>TOTAL</b>	<b>51,803</b>	<b>124,798</b>	<b>0</b>	<b>0</b>



**RESIDENTIAL DEVELOP DISTRICT 4**

<b>PARKS, REC. &amp; COMMUNITY SERVICES</b>		<b>ACCOUNTING UNIT</b>			
<b>A &amp; D</b>		<b>31413260</b>			
Account Code	LINE ITEM RESOURCES	ACTUAL FY 20-21	ACTUAL FY 21-22	ADOPTED FY 22-23	ADOPTED FY 23-24
66200	Buildings & Building Improvements	88,668	0	0	0
66220	Improvements Other Than Building	269,981	(3,752)	0	0
	<b>SUBTOTAL CAPITAL</b>	<b>358,649</b>	<b>(3,752)</b>	<b>0</b>	<b>0</b>
	<b>TOTAL</b>	<b>358,649</b>	<b>(3,752)</b>	<b>0</b>	<b>0</b>



**This Page Intentionally  
Left Blank**

# Police Department





**This Page Intentionally  
Left Blank**

**Police Department  
Position Summary**

<b>Authorized Personnel</b>	<b>Funded FY 22-23</b>	<b>Workforce Changes</b>	<b>Funded FY 23-24</b>
Accounting Assistant	3	(1)	2
Background Investigator	2	1	3
Correctional Manager (RM)	1	0	1
Correctional Officer	73	0	73
Correctional Supervisor	9	0	9
Crime Research Analyst	4	0	4
DNA Coordinator	1	(1)	0
Emergency Operations Coordinator	1	0	1
Executive Secretary to the Police Chief (UC)	1	0	1
Firearms Examiner	1	0	1
Forensic Services Supervisor	2	0	2
Forensic Specialist I	9	0	9
Forensic Specialist II	2	0	2
Graphics Designer I	1	0	1
Human Resources Specialist (UC)	2	0	2
Information Technology Support Technician II	2	0	2
Jail Administrator (RM)	1	0	1
Lead Correctional Records Specialist	4	0	4
Lead Police Records Specialist	3	0	3
Management Aide (UC)	1	0	1
Park Ranger	2	0	2
Parking Control Officer	10	0	10
Police Administrative Budget Manager (RM)	1	0	1
Police Administrative Manager (RM)	1	0	1
Police Athletic/Activities League Assist. Director*	2	0	2
Police Captain (RM)	3	0	3
Police Chief (EM)	1	0	1
Police Communications Manager (RM)	1	0	1
Police Communications Supervisor	4	0	4
Police Community Services Specialist	1	0	1
Police Evidence and Supply Specialist	9	0	9
Police Evidence and Supply Supervisor	2	0	2
Police Fiscal Services Supervisor	1	0	1
Police Investigative Specialist	10	1	11
Police Lieutenant (RM)	14	0	14
Police Officer	322	0	322
Police Photo/Video Specialist	1	0	1
Police Records Supervisor	2	0	2
Police Sergeant	44	0	44
Police Service Officer	6	0	6
Police Services Dispatcher	35	0	35
Police Systems Manager (RM)	1	0	1
Police Systems Support Analyst	1	0	1
Rangemaster	1	0	1
Security Electronics Technician	1	0	1
Senior Accounting Assistant	1	0	1
Senior Correctional Records Specialist	8	0	8
Senior Human Resources Analyst (AM)	1	0	1
Senior Management Analyst (AM)	1	0	1
Senior Office Assistant	15	0	15
Senior Parking Control Officer	1	0	1
Senior Police Records Specialist	11	0	11
Systems Administrator	2	0	2
Video Technician	1	0	1
<b>Funded Total</b>	<b>640</b>	<b>0</b>	<b>640</b>

## Police Department Position Summary

*\*Position added in FY 22-23 funded by ARPA Reso #2022-066*

*Note: The authorized headcount for sworn positions is 400; however, only 384 are funded, leaving 16 unfunded positions*

	GENERAL FUND	619.00
	CANNABIS PUBLIC BENEFIT FUND	7.00
	ENTERPRISE FUND	3.00
	OTHER RESTRICTED FUND	8.00
	FEDERAL/STATE GRANTS	3.00
	<b>TOTAL FUNDED POSITIONS</b>	<b>640.00</b>
	<b>TOTAL UNFUNDED POSITIONS</b>	<b>16.00</b>
	<b>TOTAL POSITIONS</b>	<b><u><u>656.00</u></u></b>

# POLICE DEPARTMENT

## DEPARTMENT PROGRAMS



### **Chief's Office**

- Provides executive leadership and direction in support of the City's strategic plan priorities and community safety needs. The Chief's Office is charged with the responsibility of allocating the necessary personnel, resources and training to address these community safety needs and priorities, with a focus on 21st century policing pillars, enhancing and reforming police services.



### **Administration Bureau**

- Oversees Human Resources, Records, Communications, and Information Services. The Admin Bureau also oversees the Training Division with a focus on developing and implementing de-escalation techniques. Each Division within the Bureau provides specific community services to our members, both sworn and civilian, and to the citizens of Santa Ana.



### **Investigations Bureau**

- Oversees Homicide, Gangs, Sexual Assaults, Child Abuse, Domestic Violence, Robbery, Burglary, Economic Crimes, Prosecution Unit, Vice, Human Trafficking, Hate Crime, and Forensics. Crimes assigned to the Bureau are investigated thoroughly until all leads are exhausted. Investigations that identify a suspect are prepared for filing with the District Attorney's Office.



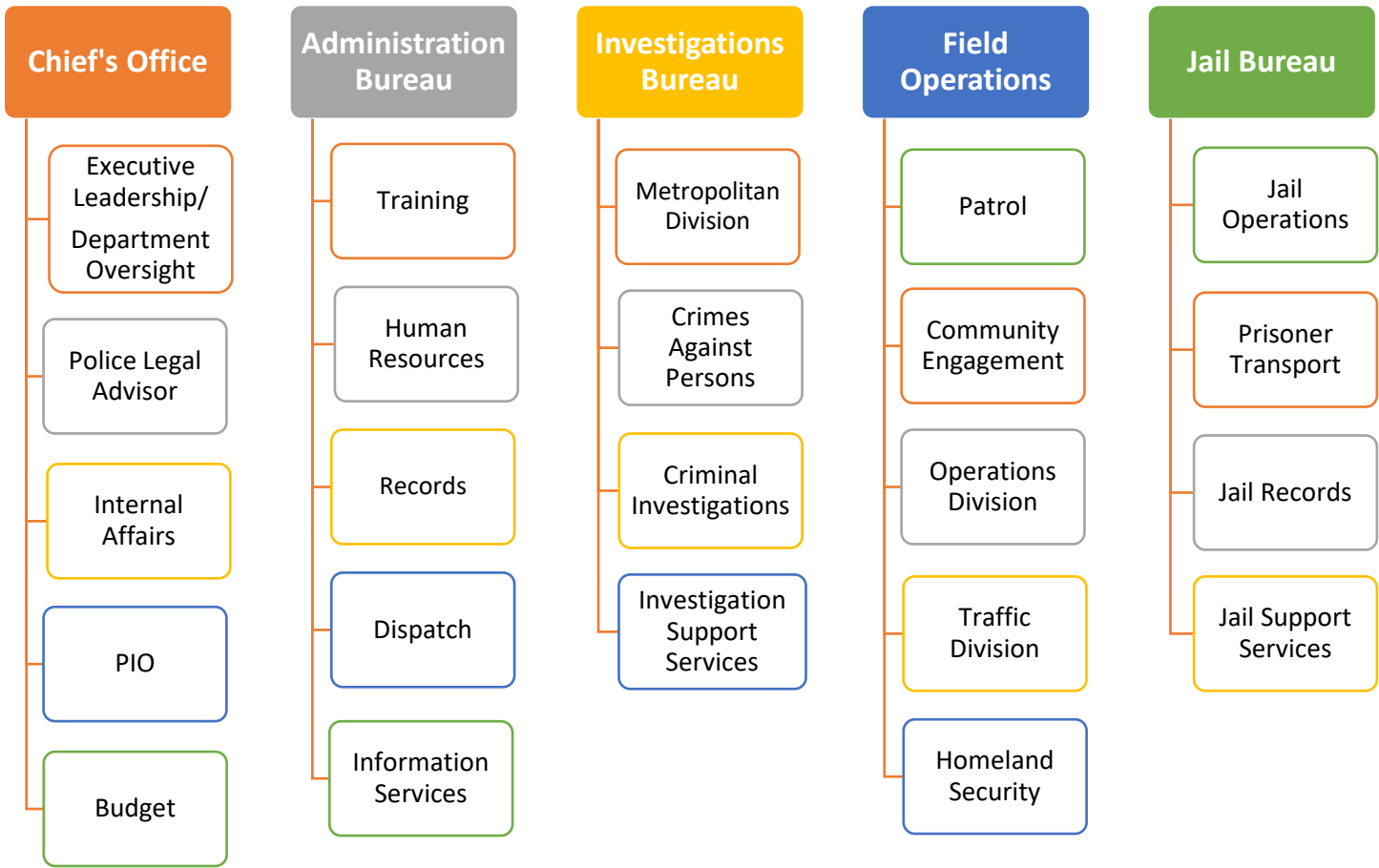
### **Field Operations Bureau**

- The largest and most visible Bureau of the Santa Ana Police Department, the Field Operations Bureau is comprised of the Patrol, Traffic, Community Engagement and Homeland Security divisions, and a number of specialized units that serve the community as first responders to a myriad of field incidents, with a focus on community oriented and traditional policing, youth services, and homelessness response.



### **Jail Bureau**

- Oversees Jail Operations, Prisoner Transport, Jail Records, and Support Services. These units meet the incarceration needs of the Department, supplying direct and indirect law enforcement assistance, and providing for the safe, secure, and humane housing of persons incarcerated.





## ***Department Summary***

The mission of the Santa Ana Police Department is to provide effective police services with integrity, respect, and compassion while fostering strong partnerships with the community we serve. At the Santa Ana Police Department, we pride ourselves on the service we provide to all people in Santa Ana. We police the City from two foundational tenets: community-based policing and traditional enforcement efforts. This combined approach has served the residents of Santa Ana and the Police Department well for decades. It has proven to reduce crime while building relationships and sustaining community trust. We, the members of the Santa Ana Police Department, exist for the sole purpose of serving our community; centered on servant leadership, and making it a safe place to live, work, and visit.


## ***Accomplishments***


- Reduced response times for Priority 1 calls for three consecutive calendar years; 6:25 in 2020, 5:31 in 2021, and 5:22 in 2022
- 77% of homicide cases solved in 2022 and successfully recovered 557 firearms during the Gun Buy-Back Program event, resulting in a 74.5% increase in firearms seized compared to 2021
- Implemented District/Ward Senior Officer Liaison program for the Mayor and each City Council ward to enhance communication and logistics when requiring police services
- Enhanced the PD's social media presence and strategy, and collaborated with the Recruitment Team to actively recruit to fill vacancies throughout the department


Held 1<sup>st</sup> Women's Hiring Expo in October 2022 – 1<sup>st</sup> in the County


Committed to 30x30 Initiative (hire 30% female sworn officers by 2030)  
– 1<sup>st</sup> in the County


# Strategic Priorities






 **Financial Stability** Protect and enhance revenue streams while maintaining a healthy reserve balance to provide for the expenditure of funds in support of the long- term priorities of the City' s strategic plan.

 **Community Safety** Provide a safe environment for residents and visitors while reducing crime and addressing the impacts of homelessness on our quality of life.

 **Modern Facilities & Infrastructure** Ensure maintenance and preservation of City facilities and roadways to better serve the population and visitors.

 **Efficient City Services** Streamline the methods of providing services to help ensure doing business with the City is easier and more efficient.

 **Economic Diversification & Expansion** Enhance economic vitality by growing revenue streams, attracting quality jobs, diverse businesses and desired amenities for residents.

Strategic Plan & Goals For FY 23-24					
Continue and expand talent acquisition and recruitments efforts focused on diversity, equity, and inclusion to attract and retain qualified applicants to the department.		X			
Continue focus on providing effective and efficient core police services, including maintaining and improving response times to calls for service.		X			
Continue to implement Community Oriented Policing philosophy and strategies in delivery of services to the public (i.e. positive community engagements, Quality of Life Team, etc.)		X			
Continue to reduce number of officer involved shooting incidents through focus on de-escalation training, tactical communication training, and mental health crisis intevention training.		X			
Expand Santa Ana Police Athletic & Activity League (SAPAAL) program to the Cypress Fire Station upon completion of building rehabilitation.		X			

# KEY PERFORMANCE MEASURES

## Strategic Priority: Efficient Police Services

Measure	5-Year Trajectory	FY 21-22 Actual	FY 22-23 Target	FY 23-24 Target
Police Response Time to Priority One Calls for Service	Steady	5:22	5:22	5:15
Police Youth Programs (Number of Youth)	Modest	2,470	2,495	2,600
Community Engagement Events	Modest	301	320	325
Homeless Outreach – Police assigned to Homeless Outreach & Engagement	Significant	9 Sworn Personnel	9 Sworn Personnel	10 Sworn Personnel
Homeless Outreach contacts resulting in placement options	Modest	30%	35%	40%



**This Page Intentionally  
Left Blank**

# Police Department

## REVENUE

Fund	ACTUAL FY 20-21	ACTUAL FY 21-22	ADOPTED FY 22-23	ADOPTED FY 23-24
011 GENERAL FUND	23,267,933	25,371,201	23,682,060	24,883,920
020 OTS-TRAFFIC OFFENDER PROGRAM	20,947	16,344	55,360	14,200
023 INMATE WELFARE FUND	704,200	540,679	2,299,510	410,000
024 POLICE ACTIVITIES & PROGRAMS	281,670	535,150	565,320	765,120
026 CRIMINAL ACTIVITIES FUND	592	9,348	-	-
053 CITY SERVICES	99,864	495,484	202,620	251,510
111 Opioid Remediation	-	-	-	601,000
125 OES UASI	2,888,383	1,343,843	6,941,060	444,680
127 D.O.J. GRANT FUND	260,429	858,548	446,210	-
128 LAW ENFORCEMENT GRANTS	942,635	1,188,491	49,050	808,000
165 OFFICE OF TRAFFIC SAFETY GRANT	563,341	567,161	165,000	139,300
166 US DOJ ASSET FORFEITURE FUND	285,302	13,349	-	-
167 US TREASURY ASSET FORFEITURE	12,068	1,051	-	-
175 CARES Act- CESF PD	368,122	-	-	-
<b>TOTAL REVENUE</b>	<b>29,695,487</b>	<b>30,940,649</b>	<b>34,406,190</b>	<b>28,317,730</b>

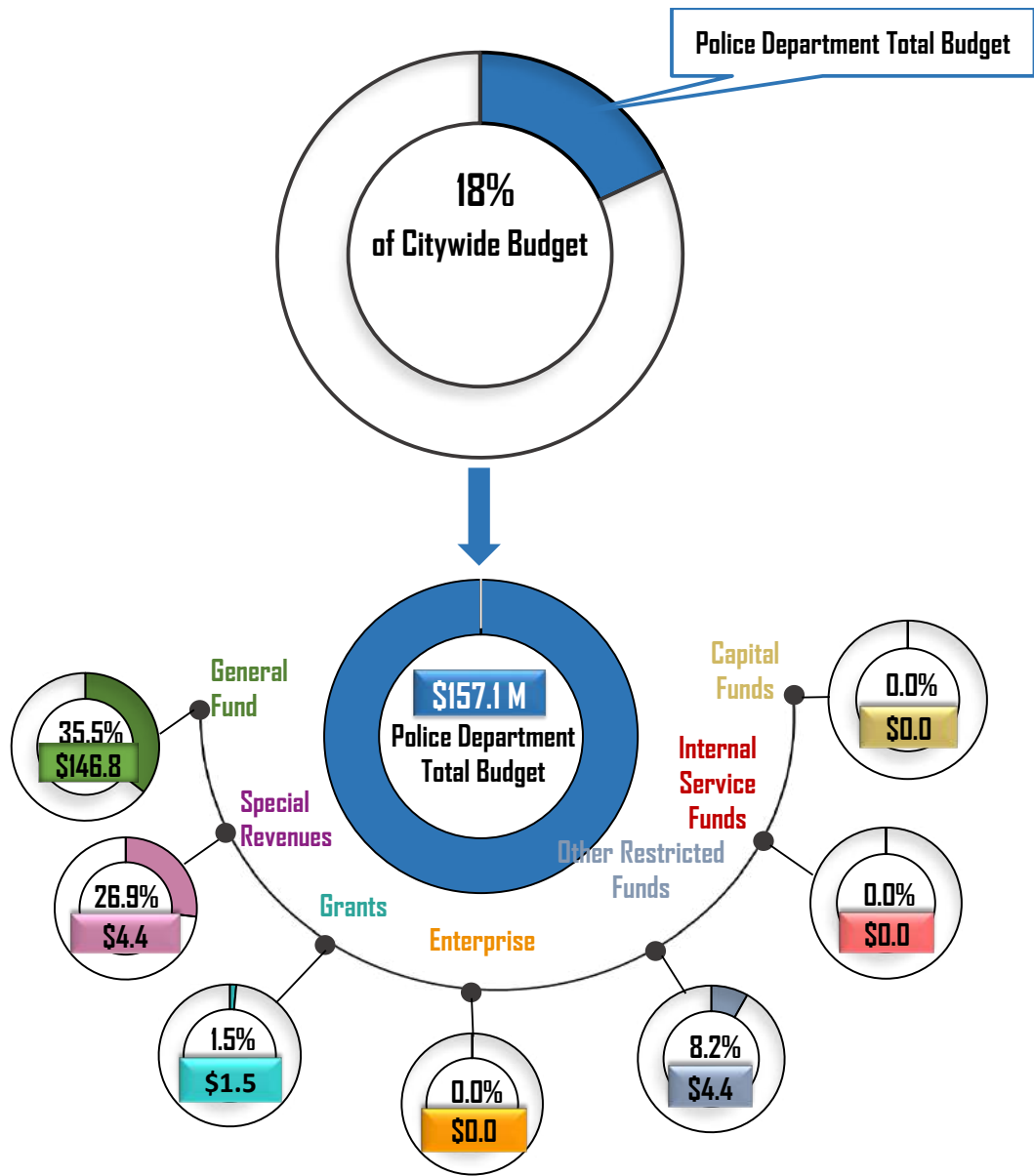
## EXPENDITURE

Fund	ACTUAL FY 20-21	ACTUAL FY 21-22	ADOPTED FY 22-23	ADOPTED FY 23-24
011 GENERAL FUND	132,068,299	138,802,483	142,772,990	146,805,550
012 CANNABIS PUBLIC BENEFIT	1,369,448	1,608,510	4,586,610	3,520,900
020 OTS-TRAFFIC OFFENDER PROGRAM	24,419	21,524	55,360	14,200
023 INMATE WELFARE FUND	184,393	260,591	2,299,510	1,284,700
024 POLICE ACTIVITIES & PROGRAMS	299,321	655,099	565,270	802,120
026 CRIMINAL ACTIVITIES FUND	-	-	70,520	-
053 CITY SERVICES	108,080	668,140	202,620	251,510
074 CIVIC CENTER MAINTENANCE	1,651,998	1,585,553	2,284,340	1,680,900
111 Opioid Remediation	-	-	-	601,000
125 OES UASI	1,624,247	1,684,940	6,941,060	460,540
127 D.O.J. GRANT FUND	232,176	838,472	446,210	-
128 LAW ENFORCEMENT GRANTS	929,750	667,905	903,970	808,000
155 OCJP GRANT	-	36,355	-	-
165 OFFICE OF TRAFFIC SAFETY GRANT	520,188	554,691	165,000	139,300
166 US DOJ ASSET FORFEITURE FUND	498,666	430,124	758,500	500,000
167 US TREASURY ASSET FORFEITURE	179,995	-	139,280	155,000

# Police Department

## EXPENDITURE

Fund	ACTUAL FY 20-21	ACTUAL FY 21-22	ADOPTED FY 22-23	ADOPTED FY 23-24
176 CARES ACT-STATE	4,451,309	-	-	-
181 American Rescue Plan Act	-	79,798	36,660	102,520
<b>TOTAL EXPENDITURE</b>	<b>144,142,290</b>	<b>147,894,184</b>	<b>162,227,900</b>	<b>157,126,240</b>





**This Page Intentionally  
Left Blank**



**GENERAL FUND  
DEPARTMENT RESOURCE SUMMARY**

**POLICE DEPARTMENT**

ACTIVITIES	ACTUAL FY 20-21	ACTUAL FY 21-22	ADOPTED FY 22-23	ADOPTED FY 23-24
<b>EXPENDITURES</b>				
01114017 PD - SERVICE ENHANCEMENT	3,660,364	3,788,917	4,279,980	4,696,570
01114400 OFFICE OF THE CHIEF OF POLICE	1,563,157	1,478,978	1,289,620	1,593,880
01114401 FISCAL & BUDGET	1,438,446	1,652,767	1,341,110	1,206,840
01114402 HUMAN RESOURCES	707,582	654,221	1,153,580	1,233,250
01114403 BUILDING & FACILITY	4,707,690	5,103,794	4,734,310	4,272,590
01114404 BACKGROUNDS	1,210,225	1,341,960	1,401,750	1,506,700
01114405 TRAFFIC	7,711,674	7,592,519	7,418,650	8,305,640
01114410 TRAINING SERVICES	1,949,855	2,261,380	2,861,450	2,711,120
01114415 INTERNAL AFFAIRS	1,325,438	1,519,891	1,560,660	1,604,780
01114420 FIELD OPERATIONS	51,541,815	55,096,954	57,650,400	58,394,330
01114421 PD ATHLETIC & ACTIVITY LEAGUE	0	113,941	551,160	603,030
01114425 INFORMATION SERVICES	1,620,192	1,519,311	1,746,090	1,774,620
01114435 CRIMINAL INVESTIGATIONS-SERVICE ENHANCEMENT	7,615,756	8,349,447	8,370,290	8,601,340
01114440 CRIMES AGAINST PERSONS	5,692,551	6,445,118	4,888,170	4,835,490
01114441 METROPOLITAN DIVISION-SERVICE ENHANCEMENT	5,339,780	5,593,130	5,386,220	5,995,900
01114445 SPECIAL INVESTIGATIONS	1,798,490	2,002,975	2,125,380	2,229,650
01114448 EVIDENCE	907,872	899,763	895,680	942,620
01114450 CDC	1,363,816	1,271,052	1,286,420	1,264,340
01114455 FORENSIC SERVICES	2,170,148	2,329,984	2,357,520	2,632,660
01114460 RECORDS SERVICES	1,852,923	1,772,211	2,141,690	2,081,660
01114465 COMMUNICATIONS-SERVICE ENHANCEMENT	6,412,946	6,718,267	7,286,670	7,118,490
01114470 VICE/NARCOTICS-SERVICE ENHANCEMENT	531,973	423,358	460,590	591,550
01114471 INVESTIGATIONS SUPPORT SERVICE-SERVICE ENHANCEMENT	1,480,601	1,603,267	1,541,090	950,110
01114475 JAIL OPERATIONS	18,920,531	18,756,769	19,548,050	21,000,590
01114480 REGIONAL NARCOTIC SUPPRESSION	337,171	102,726	39,810	221,350
01114485 HOMELAND SECURITY & EMERGENCY MANAGEMENT	104,431	316,126	261,890	248,980
01114490 TOBACCO RETAIL LICENSE PRG	102,872	93,656	194,760	187,470
<b>TOTAL EXPENDITURES</b>	<b>132,068,299</b>	<b>138,802,483</b>	<b>142,772,990</b>	<b>146,805,550</b>
OPERATING EXPENSES	ACTUAL FY 20-21	ACTUAL FY 21-22	ADOPTED FY 22-23	ADOPTED FY 23-24
61000 SALARIES & BENEFITS	105,931,866	111,653,290	114,477,760	117,261,520
62000 CONTRACTUALS	11,517,684	12,187,171	11,390,560	13,318,290
63000 COMMODITIES	2,593,378	2,515,288	2,924,500	2,683,390
65000 FIXED CHARGES	10,945,350	11,562,822	12,056,190	12,665,510
66000 CAPITAL	250,424	50,077	1,085,000	95,710
67000 DEBT SERVICE	824,338	828,665	833,830	776,000
68000 TRANSFERS	5,260	5,170	5,150	5,130
<b>TOTAL</b>	<b>132,068,299</b>	<b>138,802,483</b>	<b>142,772,990</b>	<b>146,805,550</b>

**GENERAL FUND**

POLICE DEPARTMENT		ACCOUNTING UNIT			
PD - SERVICE ENHANCEMENT		01114017			
Account Code	LINE ITEM RESOURCES	ACTUAL FY 20-21	ACTUAL FY 21-22	ADOPTED FY 22-23	ADOPTED FY 23-24
61000	Salaries Regular	2,303,703	2,654,859	2,741,720	3,032,430
61040	Salaries Overtime	500,672	46,355	1,520	0
61100	Retirement-Employer Normal Cost	338,192	483,694	488,640	574,010
61120	Medicare Insurance	32,547	40,415	38,620	40,850
61130	Health Insurance	485,251	472,329	512,640	498,960
61170	Retiree Health Benefits	0	91,265	48,090	0
61180	Worker Compensation Insurance	0	0	195,980	216,710
	<b>SUBTOTAL SALARIES &amp; BENEFITS</b>	<b>3,660,364</b>	<b>3,788,917</b>	<b>4,027,210</b>	<b>4,362,960</b>
65040	IT Maintenance Charge	0	0	78,080	147,900
65100	Insurance Charges	0	0	149,490	158,180
65105	Benefits Overhead	0	0	25,200	27,530
	<b>SUBTOTAL FIXED CHARGES</b>	<b>0</b>	<b>0</b>	<b>252,770</b>	<b>333,610</b>
	<b>TOTAL</b>	<b>3,660,364</b>	<b>3,788,917</b>	<b>4,279,980</b>	<b>4,696,570</b>

**GENERAL FUND**

POLICE DEPARTMENT		ACCOUNTING UNIT			
PD ATHLETIC & ACTIVITY LEAGUE		01114421			
Account Code	LINE ITEM RESOURCES	ACTUAL FY 20-21	ACTUAL FY 21-22	ADOPTED FY 22-23	ADOPTED FY 23-24
61000	Salaries Regular	0	0	244,210	264,480
61020	Salaries Part-Time	0	87,301	125,410	134,850
61040	Salaries Overtime	0	373	0	1,000
61100	Retirement-Employer Normal Cost	0	0	18,590	23,750
61110	Part-Time Retirement	0	3,274	4,700	5,060
61120	Medicare Insurance	0	1,271	5,340	5,570
61130	Health Insurance	0	0	39,480	37,440
61170	Retiree Health Benefits	0	0	4,460	0
61180	Worker Compensation Insurance	0	0	0	7,130
	<b>SUBTOTAL SALARIES &amp; BENEFITS</b>	<b>0</b>	<b>92,219</b>	<b>442,190</b>	<b>479,280</b>
62000	Utilities	0	2,442	32,000	56,000
62120	Training, Transportation, Meetings	0	0	0	2,500
62251	Other Agency Services	0	0	0	2,590
62300	Contract Services-Professional	0	1,978	23,240	6,000
	<b>SUBTOTAL CONTRACTUALS</b>	<b>0</b>	<b>4,420</b>	<b>55,240</b>	<b>67,090</b>
63001	Miscellaneous Operating Expenses	0	17,302	30,000	31,500
63300	Gas & Diesel	0	0	0	630
	<b>SUBTOTAL COMMODITIES</b>	<b>0</b>	<b>17,302</b>	<b>30,000</b>	<b>32,130</b>
65010	Rental City Equipment	0	0	23,730	0
65040	IT Maintenance Charge	0	0	0	11,380
65100	Insurance Charges	0	0	0	5,200
65105	Benefits Overhead	0	0	0	910
	<b>SUBTOTAL FIXED CHARGES</b>	<b>0</b>	<b>0</b>	<b>23,730</b>	<b>17,490</b>
67003	Loan Payment-OBF	0	0	0	7,040
	<b>SUBTOTAL DEBT SERVICE</b>	<b>0</b>	<b>0</b>	<b>0</b>	<b>7,040</b>
	<b>TOTAL</b>	<b>0</b>	<b>113,941</b>	<b>551,160</b>	<b>603,030</b>

**GENERAL FUND**

POLICE DEPARTMENT		ACCOUNTING UNIT			
METROPOLITAN DIVISION-SERVICE ENHANCEMENT		01114441			
Account Code	LINE ITEM RESOURCES	ACTUAL FY 20-21	ACTUAL FY 21-22	ADOPTED FY 22-23	ADOPTED FY 23-24
61000	Salaries Regular	3,827,495	3,915,894	3,318,210	3,472,090
61020	Salaries Part-Time	0	1,072	13,350	13,010
61040	Salaries Overtime	299,066	45,031	188,050	188,050
61100	Retirement-Employer Normal Cost	546,165	571,344	470,280	599,140
61110	Part-Time Retirement	0	40	500	490
61120	Medicare Insurance	60,726	60,550	46,150	45,530
61130	Health Insurance	489,137	489,056	457,200	438,300
61170	Retiree Health Benefits	65,255	144,686	64,800	8,560
61180	Worker Compensation Insurance	0	317,860	325,610	319,740
	<b>SUBTOTAL SALARIES &amp; BENEFITS</b>	<b>5,287,844</b>	<b>5,545,532</b>	<b>4,884,150</b>	<b>5,084,910</b>
62120	Training, Transportation, Meetings	14,305	24,564	6,030	6,030
62140	Membership, Subscription & Dues	0	800	0	0
62300	Contract Services-Professional	0	15,010	16,300	15,590
	<b>SUBTOTAL CONTRACTUALS</b>	<b>14,305</b>	<b>40,374</b>	<b>22,330</b>	<b>21,620</b>
63001	Miscellaneous Operating Expenses	4,919	7,225	3,000	203,000
63300	Gas & Diesel	137	0	0	7,550
	<b>SUBTOTAL COMMODITIES</b>	<b>5,056</b>	<b>7,225</b>	<b>3,000</b>	<b>210,550</b>
65010	Rental City Equipment	0	0	0	234,970
65011	Equipment Replacement Charges	0	0	17,360	37,210
65012	Accident Repair & Replacement	0	0	1,830	1,830
65040	IT Maintenance Charge	0	0	167,320	130,830
65100	Insurance Charges	0	0	248,370	233,370
65105	Benefits Overhead	0	0	41,860	40,610
	<b>SUBTOTAL FIXED CHARGES</b>	<b>0</b>	<b>0</b>	<b>476,740</b>	<b>678,820</b>
66400	Machinery & Equipment	32,575	0	0	0
	<b>SUBTOTAL CAPITAL</b>	<b>32,575</b>	<b>0</b>	<b>0</b>	<b>0</b>
	<b>TOTAL</b>	<b>5,339,780</b>	<b>5,593,130</b>	<b>5,386,220</b>	<b>5,995,900</b>

**GENERAL FUND**

POLICE DEPARTMENT		ACCOUNTING UNIT			
POLICE - OFFICE OF CHIEF		01114002			
Account Code	LINE ITEM RESOURCES	ACTUAL FY 20-21	ACTUAL FY 21-22	ADOPTED FY 22-23	ADOPTED FY 23-24
50503	SB90 State Mandated Costs-Reimbursement	124,403	70,632	88,000	85,000
50505	POST Reimbursement	640	2,502	40,000	40,000
50506	AB109 Reimbursement	546,564	585,703	513,000	600,000
51401	Alarm Permit Fees	79,709	63,494	100,000	100,000
51402	Street Closure Permits	1,905	27,106	2,000	20,000
51403	Tobacco Permits	216,208	141,961	97,000	140,000
53400	Vehicle Release Charge	84,720	90,146	90,000	120,000
53401	Repo Release	9,870	11,702	11,000	11,000
53405	Photo Services	143	(15)	0	0
53407	Vehicle Equipment Citation Sign-Off	3,775	3,828	3,000	3,800
53408	Fire Range User Fee	0	0	1,000	2,000
53409	Storage Of Weapon Fee	1,070	2,040	1,000	2,000
53410	Impound/Owner Release Animal	1,492	1,003	0	0
53411	Jail Pay to Stay Program	0	21,820	26,700	25,000
53413	Police False Alarm Charge	0	101	95,000	25,000
53415	Emergency Response Reimbursement/PD	14,653	4,458	25,000	15,000
53416	Animal Quarantines	461	502	0	0
53417	Police Report Fee	69,446	77,203	75,000	75,000
53419	Firearm License Fee	1,624	1,811	2,600	2,000
53420	Jail Booking Fee	11,634	2,535	0	0
53423	Vehicle Storage Fee	48,275	41,048	26,000	42,000
55000	Parking Fines	4,306,259	5,652,066	4,900,000	4,900,000
55400	Redlight Camera Program	2,661	2,123	0	0
55401	Court Fines Traffic	429,691	391,196	300,000	380,000
55402	Court Fines Non Traffic	19,644	8,899	40,000	20,000
55403	Tobacco Fine	776	543	0	0
55600	Administrative Citations	76,696	18,286	30,000	20,000
55606	Fireworks Admin Citations	66,698	28,095	25,000	25,000
57010	Miscellaneous Recoveries	0	46,179	0	0
57400	Police OT Reimbursement	188,074	301,611	332,400	320,000
57402	Police Miscellaneous Reimbursement	223,366	411,039	306,900	376,520
57404	Property & Evidence Recovery	(365)	0	0	0
57460	Jail Revenue Facility - PD	292	1,460	2,760	2,500
57461	Jail Kitchen Rental	85,731	47,928	30,000	32,000
57462	Jail Revenue Facility - US Marshals	12,413,315	12,970,735	12,337,200	13,000,000
57463	Jail Revenue Facility - Bureau of Prisons	1,268,454	836,615	910,800	900,000
57464	Jail Revenue Facility - US Marshals San Diego	2,969,935	3,504,740	3,270,600	3,600,000
57470	Copy of Lost Citation	115	104	100	100
	<b>SUBTOTAL REVENUES</b>	<b>23,267,933</b>	<b>25,371,201</b>	<b>23,682,060</b>	<b>24,883,920</b>
	<b>TOTAL</b>	<b>23,267,933</b>	<b>25,371,201</b>	<b>23,682,060</b>	<b>24,883,920</b>

**GENERAL FUND**

POLICE DEPARTMENT		ACCOUNTING UNIT			
OFFICE OF THE CHIEF OF POLICE		01114400			
Account Code	LINE ITEM RESOURCES	ACTUAL FY 20-21	ACTUAL FY 21-22	ADOPTED FY 22-23	ADOPTED FY 23-24
61000	Salaries Regular	896,000	856,174	703,380	900,170
61040	Salaries Overtime	18,245	32,107	12,800	25,000
61100	Retirement-Employer Normal Cost	112,181	93,839	69,510	110,050
61120	Medicare Insurance	10,031	11,807	9,620	13,000
61130	Health Insurance	74,733	66,521	85,320	110,340
61170	Retiree Health Benefits	6,687	8,245	6,430	3,740
61180	Worker Compensation Insurance	86,640	75,560	76,220	69,890
	<b>SUBTOTAL SALARIES &amp; BENEFITS</b>	<b>1,204,516</b>	<b>1,144,253</b>	<b>963,280</b>	<b>1,232,190</b>
62120	Training, Transportation, Meetings	1,129	5,173	16,700	8,630
62140	Membership, Subscription & Dues	104,397	111,235	103,000	120,510
62200	Advertising	0	0	0	1,000
62300	Contract Services-Professional	131,202	96,168	90,400	116,150
62600	Parking Validation	2,098	5,976	7,500	4,000
	<b>SUBTOTAL CONTRACTUALS</b>	<b>238,826</b>	<b>218,551</b>	<b>217,600</b>	<b>250,290</b>
63001	Miscellaneous Operating Expenses	14,259	17,442	10,000	15,830
63300	Gas & Diesel	127	1,023	5,700	10,000
	<b>SUBTOTAL COMMODITIES</b>	<b>14,385</b>	<b>18,465</b>	<b>15,700</b>	<b>25,830</b>
65040	IT Maintenance Charge	36,140	37,420	25,100	25,600
65100	Insurance Charges	65,820	57,930	58,140	51,010
65105	Benefits Overhead	3,120	2,010	9,800	8,880
65210	Delivery Charges	350	350	0	0
	<b>SUBTOTAL FIXED CHARGES</b>	<b>105,430</b>	<b>97,710</b>	<b>93,040</b>	<b>85,490</b>
66511	Computer Software Subscriptions	0	0	0	80
	<b>SUBTOTAL CAPITAL</b>	<b>0</b>	<b>0</b>	<b>0</b>	<b>80</b>
	<b>TOTAL</b>	<b>1,563,157</b>	<b>1,478,978</b>	<b>1,289,620</b>	<b>1,593,880</b>

**GENERAL FUND**

<b>POLICE DEPARTMENT</b>		<b>ACCOUNTING UNIT</b>			
<b>FISCAL &amp; BUDGET</b>		<b>01114401</b>			
<b>Account Code</b>	<b>LINE ITEM RESOURCES</b>	<b>ACTUAL FY 20-21</b>	<b>ACTUAL FY 21-22</b>	<b>ADOPTED FY 22-23</b>	<b>ADOPTED FY 23-24</b>
61000	Salaries Regular	967,244	1,167,421	657,890	625,310
61020	Salaries Part-Time	37,798	56,752	95,160	100,320
61040	Salaries Overtime	7,915	13,691	5,000	7,500
61100	Retirement-Employer Normal Cost	67,216	59,721	32,600	45,610
61110	Part-Time Retirement	517	1,207	3,570	2,820
61120	Medicare Insurance	14,560	17,719	11,220	11,510
61130	Health Insurance	134,543	136,387	149,040	162,120
61170	Retiree Health Benefits	6,629	15,087	7,010	7,390
61180	Worker Compensation Insurance	78,540	73,340	85,500	99,930
	<b>SUBTOTAL SALARIES &amp; BENEFITS</b>	<b>1,314,961</b>	<b>1,541,325</b>	<b>1,046,990</b>	<b>1,062,510</b>
62120	Training, Transportation, Meetings	43	34	700	1,500
62140	Membership, Subscription & Dues	0	0	0	130
62300	Contract Services-Professional	893	2,871	1,500	13,000
62400	Auditor Fee	0	0	0	50
	<b>SUBTOTAL CONTRACTUALS</b>	<b>936</b>	<b>2,905</b>	<b>2,200</b>	<b>14,680</b>
63001	Miscellaneous Operating Expenses	11,719	3,157	165,510	3,600
	<b>SUBTOTAL COMMODITIES</b>	<b>11,719</b>	<b>3,157</b>	<b>165,510</b>	<b>3,600</b>
65040	IT Maintenance Charge	48,190	46,060	50,200	39,820
65100	Insurance Charges	59,670	56,230	65,220	72,940
65105	Benefits Overhead	2,830	2,950	10,990	12,690
65210	Delivery Charges	140	140	0	0
	<b>SUBTOTAL FIXED CHARGES</b>	<b>110,830</b>	<b>105,380</b>	<b>126,410</b>	<b>125,450</b>
66511	Computer Software Subscriptions	0	0	0	600
	<b>SUBTOTAL CAPITAL</b>	<b>0</b>	<b>0</b>	<b>0</b>	<b>600</b>
	<b>TOTAL</b>	<b>1,438,446</b>	<b>1,652,767</b>	<b>1,341,110</b>	<b>1,206,840</b>

**GENERAL FUND**

<b>POLICE DEPARTMENT</b>		<b>ACCOUNTING UNIT</b>			
<b>HUMAN RESOURCES</b>		<b>01114402</b>			
<b>Account Code</b>	<b>LINE ITEM RESOURCES</b>	<b>ACTUAL FY 20-21</b>	<b>ACTUAL FY 21-22</b>	<b>ADOPTED FY 22-23</b>	<b>ADOPTED FY 23-24</b>
61000	Salaries Regular	383,324	379,275	752,250	825,830
61010	Salaries Cash Out/Separation	3,373	0	0	0
61020	Salaries Part-Time	39,996	13,650	16,270	17,940
61040	Salaries Overtime	10,143	10,666	4,170	10,000
61100	Retirement-Employer Normal Cost	36,341	30,195	64,300	79,870
61110	Part-Time Retirement	530	512	610	670
61120	Medicare Insurance	6,277	5,698	10,630	10,940
61130	Health Insurance	37,735	49,105	99,060	99,240
61170	Retiree Health Benefits	3,796	8,339	15,090	11,900
61180	Worker Compensation Insurance	42,880	43,070	36,010	32,070
	<b>SUBTOTAL SALARIES &amp; BENEFITS</b>	<b>564,397</b>	<b>540,510</b>	<b>998,390</b>	<b>1,088,460</b>
62120	Training, Transportation, Meetings	1,033	4,398	6,800	7,000
62130	Tuition Reimbursement	27,380	14,002	10,000	10,000
62140	Membership, Subscription & Dues	190	300	3,000	3,000
62200	Advertising	0	0	6,900	6,800
62300	Contract Services-Professional	41,727	24,879	53,000	48,300
	<b>SUBTOTAL CONTRACTUALS</b>	<b>70,330</b>	<b>43,579</b>	<b>79,700</b>	<b>75,100</b>
63001	Miscellaneous Operating Expenses	9,186	10,951	15,000	13,270
63300	Gas & Diesel	0	151	0	500
	<b>SUBTOTAL COMMODITIES</b>	<b>9,186</b>	<b>11,102</b>	<b>15,000</b>	<b>13,770</b>
65010	Rental City Equipment	4,400	1,660	6,080	0
65012	Accident Repair & Replacement	900	120	0	0
65040	IT Maintenance Charge	24,100	23,030	22,310	28,440
65100	Insurance Charges	32,580	33,020	27,470	23,410
65105	Benefits Overhead	1,540	1,050	4,630	4,070
65210	Delivery Charges	150	150	0	0
	<b>SUBTOTAL FIXED CHARGES</b>	<b>63,670</b>	<b>59,030</b>	<b>60,490</b>	<b>55,920</b>
	<b>TOTAL</b>	<b>707,582</b>	<b>654,221</b>	<b>1,153,580</b>	<b>1,233,250</b>



**GENERAL FUND**

POLICE DEPARTMENT		ACCOUNTING UNIT			
BUILDING & FACILITY		01114403			
Account Code	LINE ITEM RESOURCES	ACTUAL FY 20-21	ACTUAL FY 21-22	ADOPTED FY 22-23	ADOPTED FY 23-24
61000	Salaries Regular	2,592	0	0	0
61040	Salaries Overtime	13,477	18,083	0	0
61100	Retirement-Employer Normal Cost	116	0	0	0
61120	Medicare Insurance	37	0	0	0
61130	Health Insurance	431	0	0	0
61180	Worker Compensation Insurance	0	0	220	0
	<b>SUBTOTAL SALARIES &amp; BENEFITS</b>	<b>16,654</b>	<b>18,083</b>	<b>220</b>	<b>0</b>
62000	Utilities	978,115	1,112,037	1,092,750	1,050,680
62010	Communications	1,025,400	964,390	955,680	905,000
62012	Cellular Phone Charges	0	0	0	86,880
62251	Other Agency Services	0	0	0	8,000
62300	Contract Services-Professional	1,757,008	1,754,292	1,004,460	112,010
62310	Janitorial & Housekeeping	0	0	0	670,060
62322	Maintenance & Repair Machinery	0	0	0	1,000
	<b>SUBTOTAL CONTRACTUALS</b>	<b>3,760,523</b>	<b>3,830,719</b>	<b>3,052,890</b>	<b>2,833,630</b>
63001	Miscellaneous Operating Expenses	128,044	147,006	110,000	110,000
	<b>SUBTOTAL COMMODITIES</b>	<b>128,044</b>	<b>147,006</b>	<b>110,000</b>	<b>110,000</b>
65000	Building Rental	729,200	1,030,390	1,253,270	1,253,270
65100	Insurance Charges	0	0	170	0
65105	Benefits Overhead	0	0	30	0
	<b>SUBTOTAL FIXED CHARGES</b>	<b>729,200</b>	<b>1,030,390</b>	<b>1,253,470</b>	<b>1,253,270</b>
66200	Buildings & Building Improvements	0	0	200,000	0
66400	Machinery & Equipment	0	0	35,000	0
	<b>SUBTOTAL CAPITAL</b>	<b>0</b>	<b>0</b>	<b>235,000</b>	<b>0</b>
67003	Loan Payment-OBF	73,268	77,595	82,730	75,690
	<b>SUBTOTAL DEBT SERVICE</b>	<b>73,268</b>	<b>77,595</b>	<b>82,730</b>	<b>75,690</b>
	<b>TOTAL</b>	<b>4,707,690</b>	<b>5,103,794</b>	<b>4,734,310</b>	<b>4,272,590</b>

**GENERAL FUND**

<b>POLICE DEPARTMENT</b>		<b>ACCOUNTING UNIT</b>			
<b>BACKGROUNDS</b>		<b>01114404</b>			
<b>Account Code</b>	<b>LINE ITEM RESOURCES</b>	<b>ACTUAL FY 20-21</b>	<b>ACTUAL FY 21-22</b>	<b>ADOPTED FY 22-23</b>	<b>ADOPTED FY 23-24</b>
61000	Salaries Regular	790,389	784,121	877,650	956,300
61040	Salaries Overtime	15,676	39,202	5,560	5,560
61100	Retirement-Employer Normal Cost	81,015	90,789	109,630	137,630
61120	Medicare Insurance	11,699	12,796	12,550	13,400
61130	Health Insurance	114,206	121,542	149,580	148,920
61170	Retiree Health Benefits	14,065	22,852	15,530	0
61180	Worker Compensation Insurance	65,110	90,410	67,240	64,010
	<b>SUBTOTAL SALARIES &amp; BENEFITS</b>	<b>1,092,159</b>	<b>1,161,711</b>	<b>1,237,740</b>	<b>1,325,820</b>
62120	Training, Transportation, Meetings	16	888	3,800	2,500
62122	Travel For Investigation	1,274	1,071	9,200	7,000
62300	Contract Services-Professional	27,950	51,635	42,600	63,270
	<b>SUBTOTAL CONTRACTUALS</b>	<b>29,241</b>	<b>53,594</b>	<b>55,600</b>	<b>72,770</b>
63001	Miscellaneous Operating Expenses	372	732	1,000	5,000
63300	Gas & Diesel	923	1,712	2,850	2,000
	<b>SUBTOTAL COMMODITIES</b>	<b>1,295</b>	<b>2,444</b>	<b>3,850</b>	<b>7,000</b>
65010	Rental City Equipment	4,500	0	0	0
65012	Accident Repair & Replacement	900	0	0	0
65040	IT Maintenance Charge	30,120	51,820	44,620	45,510
65100	Insurance Charges	49,470	69,310	51,290	46,720
65105	Benefits Overhead	2,340	2,880	8,650	8,130
65210	Delivery Charges	200	200	0	0
	<b>SUBTOTAL FIXED CHARGES</b>	<b>87,530</b>	<b>124,210</b>	<b>104,560</b>	<b>100,360</b>
66511	Computer Software Subscriptions	0	0	0	750
	<b>SUBTOTAL CAPITAL</b>	<b>0</b>	<b>0</b>	<b>0</b>	<b>750</b>
	<b>TOTAL</b>	<b>1,210,225</b>	<b>1,341,960</b>	<b>1,401,750</b>	<b>1,506,700</b>

**GENERAL FUND**

POLICE DEPARTMENT		ACCOUNTING UNIT			
TRAFFIC		01114405			
Account Code	LINE ITEM RESOURCES	ACTUAL FY 20-21	ACTUAL FY 21-22	ADOPTED FY 22-23	ADOPTED FY 23-24
61000	Salaries Regular	3,742,717	3,708,127	3,696,840	4,178,920
61020	Salaries Part-Time	108,726	51,810	151,750	160,290
61040	Salaries Overtime	543,081	322,988	131,170	150,000
61100	Retirement-Employer Normal Cost	435,702	420,953	435,480	560,270
61110	Part-Time Retirement	4,030	1,943	5,690	6,010
61120	Medicare Insurance	69,094	66,284	54,180	59,780
61130	Health Insurance	522,549	509,829	597,220	651,120
61170	Retiree Health Benefits	64,848	118,029	68,610	8,950
61180	Worker Compensation Insurance	338,840	331,240	327,640	306,920
	<b>SUBTOTAL SALARIES &amp; BENEFITS</b>	<b>5,829,588</b>	<b>5,531,203</b>	<b>5,468,580</b>	<b>6,082,260</b>
62012	Cellular Phone Charges	0	0	0	4,920
62120	Training, Transportation, Meetings	3,817	11,484	22,600	22,070
62140	Membership, Subscription & Dues	0	0	500	1,000
62300	Contract Services-Professional	824,419	1,011,952	933,990	1,235,470
62600	Parking Validation	602	4,544	3,000	0
	<b>SUBTOTAL CONTRACTUALS</b>	<b>828,837</b>	<b>1,027,980</b>	<b>960,090</b>	<b>1,263,460</b>
63001	Miscellaneous Operating Expenses	47,079	41,248	35,000	27,270
63300	Gas & Diesel	38,861	46,033	37,780	83,300
	<b>SUBTOTAL COMMODITIES</b>	<b>85,940</b>	<b>87,281</b>	<b>72,780</b>	<b>110,570</b>
65010	Rental City Equipment	337,800	332,060	420,370	341,520
65011	Equipment Replacement Charges	154,700	134,868	34,280	53,870
65012	Accident Repair & Replacement	23,700	23,427	8,770	8,770
65040	IT Maintenance Charge	180,710	190,000	161,740	182,030
65100	Insurance Charges	257,430	253,960	249,920	224,020
65105	Benefits Overhead	12,200	10,970	42,120	38,990
65210	Delivery Charges	770	770	0	0
	<b>SUBTOTAL FIXED CHARGES</b>	<b>967,310</b>	<b>946,055</b>	<b>917,200</b>	<b>849,200</b>
66511	Computer Software Subscriptions	0	0	0	150
	<b>SUBTOTAL CAPITAL</b>	<b>0</b>	<b>0</b>	<b>0</b>	<b>150</b>
	<b>TOTAL</b>	<b>7,711,674</b>	<b>7,592,519</b>	<b>7,418,650</b>	<b>8,305,640</b>

**GENERAL FUND**

POLICE DEPARTMENT		ACCOUNTING UNIT			
TRAINING SERVICES		01114410			
Account Code	LINE ITEM RESOURCES	ACTUAL FY 20-21	ACTUAL FY 21-22	ADOPTED FY 22-23	ADOPTED FY 23-24
61000	Salaries Regular	1,088,001	1,286,182	1,350,320	1,306,050
61010	Salaries Cash Out/Separation	0	1,004	0	0
61020	Salaries Part-Time	17,135	31,331	61,480	69,190
61040	Salaries Overtime	6,455	18,704	15,430	18,000
61100	Retirement-Employer Normal Cost	117,626	134,392	122,420	155,800
61110	Part-Time Retirement	643	1,175	2,310	2,590
61120	Medicare Insurance	15,486	19,875	19,140	18,520
61130	Health Insurance	132,174	156,778	187,800	190,140
61170	Retiree Health Benefits	14,556	35,767	24,880	7,870
61180	Worker Compensation Insurance	88,190	77,000	94,010	107,550
	<b>SUBTOTAL SALARIES &amp; BENEFITS</b>	<b>1,480,266</b>	<b>1,762,207</b>	<b>1,877,790</b>	<b>1,875,710</b>
62120	Training, Transportation, Meetings	19,475	40,702	35,000	55,000
62140	Membership, Subscription & Dues	54	199	1,700	29,920
62200	Advertising	0	96	0	0
62300	Contract Services-Professional	119,065	194,662	492,210	446,600
62322	Maintenance & Repair Machinery	0	95	0	750
62600	Parking Validation	1,145	1,140	3,000	3,000
	<b>SUBTOTAL CONTRACTUALS</b>	<b>139,739</b>	<b>236,893</b>	<b>531,910</b>	<b>535,270</b>
63001	Miscellaneous Operating Expenses	175,465	138,805	188,630	146,800
63300	Gas & Diesel	2,155	4,689	4,130	3,500
	<b>SUBTOTAL COMMODITIES</b>	<b>177,620</b>	<b>143,495</b>	<b>192,760</b>	<b>150,300</b>
65010	Rental City Equipment	26,000	15,745	16,140	1,720
65012	Accident Repair & Replacement	1,600	1,140	10	10
65040	IT Maintenance Charge	54,210	40,300	39,040	51,200
65100	Insurance Charges	67,000	59,030	71,710	78,500
65105	Benefits Overhead	3,180	2,330	12,090	13,660
65210	Delivery Charges	240	240	0	0
	<b>SUBTOTAL FIXED CHARGES</b>	<b>152,230</b>	<b>118,785</b>	<b>138,990</b>	<b>145,090</b>
66400	Machinery & Equipment	0	0	120,000	0
66511	Computer Software Subscriptions	0	0	0	4,750
	<b>SUBTOTAL CAPITAL</b>	<b>0</b>	<b>0</b>	<b>120,000</b>	<b>4,750</b>
	<b>TOTAL</b>	<b>1,949,855</b>	<b>2,261,380</b>	<b>2,861,450</b>	<b>2,711,120</b>

**GENERAL FUND**

POLICE DEPARTMENT		ACCOUNTING UNIT			
INTERNAL AFFAIRS		01114415			
Account Code	LINE ITEM RESOURCES	ACTUAL FY 20-21	ACTUAL FY 21-22	ADOPTED FY 22-23	ADOPTED FY 23-24
61000	Salaries Regular	879,789	991,666	1,073,030	1,092,720
61040	Salaries Overtime	62,709	65,816	30,480	40,000
61100	Retirement-Employer Normal Cost	93,641	99,277	98,530	124,790
61120	Medicare Insurance	14,121	15,262	14,200	13,420
61130	Health Insurance	81,237	89,593	101,880	113,040
61170	Retiree Health Benefits	13,273	31,966	22,160	9,040
61180	Worker Compensation Insurance	68,240	89,350	74,840	80,950
	<b>SUBTOTAL SALARIES &amp; BENEFITS</b>	<b>1,213,010</b>	<b>1,382,929</b>	<b>1,415,120</b>	<b>1,473,960</b>
62120	Training, Transportation, Meetings	86	6,544	7,300	8,600
62140	Membership, Subscription & Dues	0	0	1,000	1,000
62300	Contract Services-Professional	8,050	1,446	13,500	8,580
	<b>SUBTOTAL CONTRACTUALS</b>	<b>8,136</b>	<b>7,990</b>	<b>21,800</b>	<b>18,180</b>
63001	Miscellaneous Operating Expenses	3,527	3,801	4,000	3,340
63300	Gas & Diesel	3,415	7,204	6,270	5,000
	<b>SUBTOTAL COMMODITIES</b>	<b>6,942</b>	<b>11,004</b>	<b>10,270</b>	<b>8,340</b>
65010	Rental City Equipment	10,900	10,896	13,300	6,270
65012	Accident Repair & Replacement	1,800	1,912	0	0
65040	IT Maintenance Charge	30,120	34,550	33,460	28,440
65100	Insurance Charges	51,840	68,500	57,090	59,080
65105	Benefits Overhead	2,460	1,880	9,620	10,280
65210	Delivery Charges	230	230	0	0
	<b>SUBTOTAL FIXED CHARGES</b>	<b>97,350</b>	<b>117,968</b>	<b>113,470</b>	<b>104,070</b>
66511	Computer Software Subscriptions	0	0	0	230
	<b>SUBTOTAL CAPITAL</b>	<b>0</b>	<b>0</b>	<b>0</b>	<b>230</b>
	<b>TOTAL</b>	<b>1,325,438</b>	<b>1,519,891</b>	<b>1,560,660</b>	<b>1,604,780</b>

**GENERAL FUND**

<b>POLICE DEPARTMENT</b>		<b>ACCOUNTING UNIT</b>			
<b>FIELD OPERATIONS</b>		<b>01114420</b>			
<b>Account Code</b>	<b>LINE ITEM RESOURCES</b>	<b>ACTUAL FY 20-21</b>	<b>ACTUAL FY 21-22</b>	<b>ADOPTED FY 22-23</b>	<b>ADOPTED FY 23-24</b>
61000	Salaries Regular	28,716,827	31,546,846	34,468,290	34,928,650
61010	Salaries Cash Out/Separation	784,140	1,703,386	1,150,000	1,150,000
61020	Salaries Part-Time	138,490	28,450	82,950	87,990
61040	Salaries Overtime	2,440,998	2,297,919	1,356,290	1,356,290
61100	Retirement-Employer Normal Cost	5,107,256	4,799,457	4,951,230	6,006,220
61110	Part-Time Retirement	4,426	563	3,110	2,030
61120	Medicare Insurance	516,221	493,242	462,180	471,220
61130	Health Insurance	4,287,252	4,017,748	4,600,020	4,636,380
61170	Retiree Health Benefits	590,913	1,212,342	640,420	72,160
61180	Worker Compensation Insurance	2,596,451	2,667,754	2,839,890	2,627,090
	<b>SUBTOTAL SALARIES &amp; BENEFITS</b>	<b>45,182,973</b>	<b>48,767,706</b>	<b>50,554,380</b>	<b>51,338,030</b>
62000	Utilities	5,194	4,079	0	5,000
62010	Communications	0	0	6,800	0
62120	Training, Transportation, Meetings	47,050	107,992	92,100	92,100
62140	Membership, Subscription & Dues	3,383	3,708	6,000	650
62200	Advertising	0	0	0	6,000
62300	Contract Services-Professional	821,944	760,101	912,400	862,140
62500	Rent Payments	0	0	0	36,120
62600	Parking Validation	4,154	6,153	9,200	10,000
	<b>SUBTOTAL CONTRACTUALS</b>	<b>881,724</b>	<b>882,032</b>	<b>1,026,500</b>	<b>1,012,010</b>
63001	Miscellaneous Operating Expenses	288,776	100,591	65,000	74,700
63200	Operating Materials & Supplies	0	149	0	0
63300	Gas & Diesel	585,666	756,964	682,350	756,630
	<b>SUBTOTAL COMMODITIES</b>	<b>874,442</b>	<b>857,705</b>	<b>747,350</b>	<b>831,330</b>
65010	Rental City Equipment	1,218,900	1,170,668	1,432,730	2,047,780
65011	Equipment Replacement Charges	785,300	817,462	218,120	400,010
65012	Accident Repair & Replacement	128,300	154,120	195,860	196,170
65020	City Yard Rental	15,600	15,600	15,600	18,810
65040	IT Maintenance Charge	236,440	207,280	198,490	216,880
65100	Insurance Charges	1,970,600	2,110,985	2,166,240	1,987,190
65105	Benefits Overhead	93,400	81,130	365,130	345,820
65210	Delivery Charges	7,500	7,500	0	0
	<b>SUBTOTAL FIXED CHARGES</b>	<b>4,456,040</b>	<b>4,564,745</b>	<b>4,592,170</b>	<b>5,212,660</b>
66400	Machinery & Equipment	146,635	24,767	730,000	0
66511	Computer Software Subscriptions	0	0	0	300
	<b>SUBTOTAL CAPITAL</b>	<b>146,635</b>	<b>24,767</b>	<b>730,000</b>	<b>300</b>
	<b>TOTAL</b>	<b>51,541,815</b>	<b>55,096,954</b>	<b>57,650,400</b>	<b>58,394,330</b>

**GENERAL FUND**

<b>POLICE DEPARTMENT</b>		<b>ACCOUNTING UNIT</b>			
<b>INFORMATION SERVICES</b>		<b>01114425</b>			
<b>Account Code</b>	<b>LINE ITEM RESOURCES</b>	<b>ACTUAL FY 20-21</b>	<b>ACTUAL FY 21-22</b>	<b>ADOPTED FY 22-23</b>	<b>ADOPTED FY 23-24</b>
61000	Salaries Regular	846,672	798,365	821,790	836,290
61010	Salaries Cash Out/Separation	0	3,369	0	0
61020	Salaries Part-Time	0	0	0	8,560
61040	Salaries Overtime	9,286	7,885	10,000	10,000
61100	Retirement-Employer Normal Cost	51,198	46,857	42,250	57,730
61110	Part-Time Retirement	0	0	0	320
61120	Medicare Insurance	12,156	11,499	11,180	11,340
61130	Health Insurance	123,763	123,564	149,040	153,240
61170	Retiree Health Benefits	2,611	6,963	6,960	7,310
61180	Worker Compensation Insurance	58,540	62,980	72,030	65,170
	<b>SUBTOTAL SALARIES &amp; BENEFITS</b>	<b>1,104,226</b>	<b>1,061,482</b>	<b>1,113,250</b>	<b>1,149,960</b>
62120	Training, Transportation, Meetings	0	0	2,000	2,000
62300	Contract Services-Professional	397,382	337,182	487,660	408,430
	<b>SUBTOTAL CONTRACTUALS</b>	<b>397,382</b>	<b>337,182</b>	<b>489,660</b>	<b>410,430</b>
63001	Miscellaneous Operating Expenses	3,637	5,296	5,000	6,950
63300	Gas & Diesel	107	71	500	150
	<b>SUBTOTAL COMMODITIES</b>	<b>3,743</b>	<b>5,367</b>	<b>5,500</b>	<b>7,100</b>
65010	Rental City Equipment	5,500	3,632	13,030	9,870
65012	Accident Repair & Replacement	400	608	1,410	1,410
65040	IT Maintenance Charge	42,170	40,300	39,040	39,820
65050	IT Department Specific	20,000	20,000	20,000	20,000
65100	Insurance Charges	44,480	48,280	54,940	47,570
65105	Benefits Overhead	2,110	2,280	9,260	8,280
65210	Delivery Charges	180	180	0	0
	<b>SUBTOTAL FIXED CHARGES</b>	<b>114,840</b>	<b>115,280</b>	<b>137,680</b>	<b>126,950</b>
66511	Computer Software Subscriptions	0	0	0	80,180
	<b>SUBTOTAL CAPITAL</b>	<b>0</b>	<b>0</b>	<b>0</b>	<b>80,180</b>
	<b>TOTAL</b>	<b>1,620,192</b>	<b>1,519,311</b>	<b>1,746,090</b>	<b>1,774,620</b>

**GENERAL FUND**

<b>POLICE DEPARTMENT</b>		<b>ACCOUNTING UNIT</b>			
<b>CRIMINAL INVESTIGATIONS-SERVICE ENHANCEMENT</b>		<b>01114435</b>			
<b>Account Code</b>	<b>LINE ITEM RESOURCES</b>	<b>ACTUAL FY 20-21</b>	<b>ACTUAL FY 21-22</b>	<b>ADOPTED FY 22-23</b>	<b>ADOPTED FY 23-24</b>
61000	Salaries Regular	4,810,100	5,225,713	5,331,750	5,580,090
61020	Salaries Part-Time	134,326	113,939	205,460	219,980
61040	Salaries Overtime	210,890	255,333	70,320	70,320
61100	Retirement-Employer Normal Cost	517,786	588,163	567,690	714,250
61110	Part-Time Retirement	1,588	1,836	7,700	6,630
61120	Medicare Insurance	76,817	83,972	76,600	78,770
61130	Health Insurance	580,290	636,448	694,080	740,160
61170	Retiree Health Benefits	82,841	149,887	98,630	8,260
61180	Worker Compensation Insurance	364,670	367,280	420,620	435,870
	<b>SUBTOTAL SALARIES &amp; BENEFITS</b>	<b>6,779,308</b>	<b>7,422,570</b>	<b>7,472,850</b>	<b>7,854,330</b>
62120	Training, Transportation, Meetings	9,895	54,135	22,300	22,300
62122	Travel For Investigation	3,723	1,757	9,000	9,000
62140	Membership, Subscription & Dues	0	0	500	500
62300	Contract Services-Professional	149,207	254,992	193,320	48,400
62322	Maintenance & Repair Machinery	13,311	0	0	0
62600	Parking Validation	2,849	6,831	0	0
	<b>SUBTOTAL CONTRACTUALS</b>	<b>178,984</b>	<b>317,715</b>	<b>225,120</b>	<b>80,200</b>
63001	Miscellaneous Operating Expenses	27,759	14,535	20,000	20,000
63300	Gas & Diesel	19,244	29,933	17,390	17,390
	<b>SUBTOTAL COMMODITIES</b>	<b>47,003</b>	<b>44,468</b>	<b>37,390</b>	<b>37,390</b>
65010	Rental City Equipment	78,200	78,757	89,080	48,810
65011	Equipment Replacement Charges	17,400	13,865	3,600	7,720
65012	Accident Repair & Replacement	12,800	12,692	0	0
65040	IT Maintenance Charge	210,830	166,970	167,320	199,100
65100	Insurance Charges	277,060	281,590	320,850	318,130
65105	Benefits Overhead	13,130	9,780	54,080	55,360
65210	Delivery Charges	1,040	1,040	0	0
	<b>SUBTOTAL FIXED CHARGES</b>	<b>610,460</b>	<b>564,694</b>	<b>634,930</b>	<b>629,120</b>
66511	Computer Software Subscriptions	0	0	0	300
	<b>SUBTOTAL CAPITAL</b>	<b>0</b>	<b>0</b>	<b>0</b>	<b>300</b>
	<b>TOTAL</b>	<b>7,615,756</b>	<b>8,349,447</b>	<b>8,370,290</b>	<b>8,601,340</b>



**GENERAL FUND**

<b>POLICE DEPARTMENT</b>		<b>ACCOUNTING UNIT</b>			
<b>CRIMES AGAINST PERSONS</b>		<b>01114440</b>			
<b>Account Code</b>	<b>LINE ITEM RESOURCES</b>	<b>ACTUAL FY 20-21</b>	<b>ACTUAL FY 21-22</b>	<b>ADOPTED FY 22-23</b>	<b>ADOPTED FY 23-24</b>
61000	Salaries Regular	2,997,879	3,417,516	3,017,600	3,014,700
61020	Salaries Part-Time	82,764	95,457	68,610	74,360
61040	Salaries Overtime	541,439	637,161	133,830	133,830
61100	Retirement-Employer Normal Cost	346,082	341,282	315,500	342,350
61110	Part-Time Retirement	3,104	3,580	2,570	2,790
61120	Medicare Insurance	52,065	54,001	41,810	40,510
61130	Health Insurance	301,452	305,369	357,480	356,280
61170	Retiree Health Benefits	42,220	101,289	59,850	18,850
61180	Worker Compensation Insurance	446,619	218,630	262,070	286,760
	<b>SUBTOTAL SALARIES &amp; BENEFITS</b>	<b>4,813,623</b>	<b>5,174,285</b>	<b>4,259,320</b>	<b>4,270,430</b>
62120	Training, Transportation, Meetings	15,268	10,789	2,970	2,970
62122	Travel For Investigation	5,475	1,395	5,000	5,000
62140	Membership, Subscription & Dues	190	0	0	0
62300	Contract Services-Professional	100,550	104,904	82,100	92,500
62600	Parking Validation	0	0	1,000	0
	<b>SUBTOTAL CONTRACTUALS</b>	<b>121,482</b>	<b>117,088</b>	<b>91,070</b>	<b>100,470</b>
63001	Miscellaneous Operating Expenses	11,076	40,241	17,000	17,000
63300	Gas & Diesel	52,148	81,653	65,580	65,580
	<b>SUBTOTAL COMMODITIES</b>	<b>63,224</b>	<b>121,895</b>	<b>82,580</b>	<b>82,580</b>
65010	Rental City Equipment	86,600	177,288	137,770	9,700
65011	Equipment Replacement Charges	23,300	130,868	11,190	23,980
65012	Accident Repair & Replacement	12,700	24,040	140	140
65040	IT Maintenance Charge	204,810	247,580	72,510	102,390
65100	Insurance Charges	339,300	411,320	199,900	209,300
65105	Benefits Overhead	16,080	14,770	33,690	36,420
65210	Delivery Charges	1,250	1,250	0	0
	<b>SUBTOTAL FIXED CHARGES</b>	<b>684,040</b>	<b>1,007,116</b>	<b>455,200</b>	<b>381,930</b>
66400	Machinery & Equipment	10,182	24,734	0	0
66511	Computer Software Subscriptions	0	0	0	80
	<b>SUBTOTAL CAPITAL</b>	<b>10,182</b>	<b>24,734</b>	<b>0</b>	<b>80</b>
	<b>TOTAL</b>	<b>5,692,551</b>	<b>6,445,118</b>	<b>4,888,170</b>	<b>4,835,490</b>

**GENERAL FUND**

<b>POLICE DEPARTMENT</b>		<b>ACCOUNTING UNIT</b>			
<b>SPECIAL INVESTIGATIONS</b>		<b>01114445</b>			
<b>Account Code</b>	<b>LINE ITEM RESOURCES</b>	<b>ACTUAL FY 20-21</b>	<b>ACTUAL FY 21-22</b>	<b>ADOPTED FY 22-23</b>	<b>ADOPTED FY 23-24</b>
61000	Salaries Regular	1,043,219	1,268,212	1,412,530	1,417,980
61010	Salaries Cash Out/Separation	889	0	0	0
61020	Salaries Part-Time	2,138	0	17,010	17,860
61040	Salaries Overtime	117,492	142,267	29,080	29,080
61100	Retirement-Employer Normal Cost	108,879	148,952	147,860	200,040
61110	Part-Time Retirement	80	0	640	670
61120	Medicare Insurance	18,611	21,956	20,240	19,520
61130	Health Insurance	120,571	150,659	177,660	190,320
61170	Retiree Health Benefits	16,421	40,200	25,530	0
61180	Worker Compensation Insurance	124,260	77,450	88,930	103,530
	<b>SUBTOTAL SALARIES &amp; BENEFITS</b>	<b>1,552,559</b>	<b>1,849,697</b>	<b>1,919,480</b>	<b>1,979,000</b>
62000	Utilities	0	0	0	6,840
62010	Communications	0	0	3,700	0
62120	Training, Transportation, Meetings	1,846	676	3,000	3,000
62122	Travel For Investigation	0	0	2,000	2,000
62140	Membership, Subscription & Dues	190	200	0	0
62300	Contract Services-Professional	19,305	37,178	32,200	71,620
	<b>SUBTOTAL CONTRACTUALS</b>	<b>21,341</b>	<b>38,054</b>	<b>40,900</b>	<b>83,460</b>
63001	Miscellaneous Operating Expenses	6,203	8,943	37,600	12,600
63300	Gas & Diesel	10,957	9,841	14,680	14,680
	<b>SUBTOTAL COMMODITIES</b>	<b>17,159</b>	<b>18,784</b>	<b>52,280</b>	<b>27,280</b>
65040	IT Maintenance Charge	108,430	34,550	33,460	51,200
65100	Insurance Charges	94,050	59,380	67,830	75,560
65105	Benefits Overhead	4,460	2,020	11,430	13,150
65210	Delivery Charges	490	490	0	0
	<b>SUBTOTAL FIXED CHARGES</b>	<b>207,430</b>	<b>96,440</b>	<b>112,720</b>	<b>139,910</b>
	<b>TOTAL</b>	<b>1,798,490</b>	<b>2,002,975</b>	<b>2,125,380</b>	<b>2,229,650</b>

**GENERAL FUND**

<b>POLICE DEPARTMENT</b>		<b>ACCOUNTING UNIT</b>			
<b>EVIDENCE</b>		<b>01114448</b>			
<b>Account Code</b>	<b>LINE ITEM RESOURCES</b>	<b>ACTUAL FY 20-21</b>	<b>ACTUAL FY 21-22</b>	<b>ADOPTED FY 22-23</b>	<b>ADOPTED FY 23-24</b>
61000	Salaries Regular	558,475	542,393	544,140	565,040
61020	Salaries Part-Time	16,353	31,589	32,550	47,670
61040	Salaries Overtime	8,248	7,843	150	13,180
61100	Retirement-Employer Normal Cost	33,914	33,824	30,510	41,620
61110	Part-Time Retirement	613	1,185	1,220	710
61120	Medicare Insurance	8,454	8,439	8,160	8,440
61130	Health Insurance	118,229	113,664	118,440	103,740
61170	Retiree Health Benefits	9,459	19,972	10,060	0
61180	Worker Compensation Insurance	46,070	41,560	48,900	46,860
	<b>SUBTOTAL SALARIES &amp; BENEFITS</b>	<b>799,814</b>	<b>800,469</b>	<b>794,130</b>	<b>827,260</b>
62120	Training, Transportation, Meetings	0	150	4,000	600
62140	Membership, Subscription & Dues	550	465	500	790
62251	Other Agency Services	0	0	0	700
62300	Contract Services-Professional	22,130	15,665	10,000	20,970
	<b>SUBTOTAL CONTRACTUALS</b>	<b>22,680</b>	<b>16,280</b>	<b>14,500</b>	<b>23,060</b>
63001	Miscellaneous Operating Expenses	6,407	10,938	10,000	13,360
	<b>SUBTOTAL COMMODITIES</b>	<b>6,407</b>	<b>10,938</b>	<b>10,000</b>	<b>13,360</b>
65010	Rental City Equipment	0	3,384	0	4,430
65012	Accident Repair & Replacement	0	152	0	0
65040	IT Maintenance Charge	42,170	34,550	33,460	34,130
65100	Insurance Charges	35,000	31,860	37,300	34,200
65105	Benefits Overhead	1,660	1,990	6,290	5,950
65210	Delivery Charges	140	140	0	0
	<b>SUBTOTAL FIXED CHARGES</b>	<b>78,970</b>	<b>72,076</b>	<b>77,050</b>	<b>78,710</b>
66511	Computer Software Subscriptions	0	0	0	230
	<b>SUBTOTAL CAPITAL</b>	<b>0</b>	<b>0</b>	<b>0</b>	<b>230</b>
	<b>TOTAL</b>	<b>907,872</b>	<b>899,763</b>	<b>895,680</b>	<b>942,620</b>

**GENERAL FUND**

POLICE DEPARTMENT		ACCOUNTING UNIT			
CDC		01114450			
Account Code	LINE ITEM RESOURCES	ACTUAL FY 20-21	ACTUAL FY 21-22	ADOPTED FY 22-23	ADOPTED FY 23-24
61000	Salaries Regular	316,054	357,195	326,300	339,530
61020	Salaries Part-Time	29,093	29,467	41,710	40,920
61040	Salaries Overtime	15,034	16,503	0	10,000
61100	Retirement-Employer Normal Cost	18,991	19,858	26,680	30,340
61110	Part-Time Retirement	1,091	1,105	1,560	1,530
61120	Medicare Insurance	5,118	5,841	6,810	6,570
61130	Health Insurance	70,250	75,776	98,700	96,720
61170	Retiree Health Benefits	7,583	12,886	8,170	0
61180	Worker Compensation Insurance	35,070	40,670	29,360	31,570
	<b>SUBTOTAL SALARIES &amp; BENEFITS</b>	<b>498,284</b>	<b>559,299</b>	<b>539,290</b>	<b>557,180</b>
62120	Training, Transportation, Meetings	0	0	0	1,000
62300	Contract Services-Professional	30,413	35,527	39,500	33,460
	<b>SUBTOTAL CONTRACTUALS</b>	<b>30,413</b>	<b>35,527</b>	<b>39,500</b>	<b>34,460</b>
63001	Miscellaneous Operating Expenses	709,555	566,030	589,800	591,530
63300	Gas & Diesel	981	1,802	6,840	0
	<b>SUBTOTAL COMMODITIES</b>	<b>710,535</b>	<b>567,832</b>	<b>596,640</b>	<b>591,530</b>
65010	Rental City Equipment	46,700	37,936	56,920	25,530
65012	Accident Repair & Replacement	2,500	2,688	0	0
65040	IT Maintenance Charge	36,140	34,550	27,890	28,440
65100	Insurance Charges	26,640	31,180	22,400	23,040
65105	Benefits Overhead	1,260	1,960	3,780	4,010
65210	Delivery Charges	80	80	0	0
	<b>SUBTOTAL FIXED CHARGES</b>	<b>113,320</b>	<b>108,394</b>	<b>110,990</b>	<b>81,020</b>
66400	Machinery & Equipment	11,264	0	0	0
66511	Computer Software Subscriptions	0	0	0	150
	<b>SUBTOTAL CAPITAL</b>	<b>11,264</b>	<b>0</b>	<b>0</b>	<b>150</b>
	<b>TOTAL</b>	<b>1,363,816</b>	<b>1,271,052</b>	<b>1,286,420</b>	<b>1,264,340</b>

**GENERAL FUND**

POLICE DEPARTMENT		ACCOUNTING UNIT			
FORENSIC SERVICES		01114455			
Account Code	LINE ITEM RESOURCES	ACTUAL FY 20-21	ACTUAL FY 21-22	ADOPTED FY 22-23	ADOPTED FY 23-24
61000	Salaries Regular	1,271,023	1,349,990	1,312,200	1,623,050
61020	Salaries Part-Time	56,845	35,793	104,230	97,640
61040	Salaries Overtime	22,288	46,393	87,860	50,000
61100	Retirement-Employer Normal Cost	77,438	77,379	78,100	123,400
61110	Part-Time Retirement	2,132	1,342	3,910	3,660
61120	Medicare Insurance	17,618	17,068	22,280	23,280
61130	Health Insurance	217,794	203,906	256,620	259,740
61170	Retiree Health Benefits	26,545	41,431	27,100	0
61180	Worker Compensation Insurance	110,630	131,110	112,960	113,120
	<b>SUBTOTAL SALARIES &amp; BENEFITS</b>	<b>1,802,313</b>	<b>1,904,411</b>	<b>2,005,260</b>	<b>2,293,890</b>
62120	Training, Transportation, Meetings	9,241	12,879	20,000	15,000
62140	Membership, Subscription & Dues	170	595	800	800
62300	Contract Services-Professional	30,895	82,182	38,600	25,000
	<b>SUBTOTAL CONTRACTUALS</b>	<b>40,306</b>	<b>95,656</b>	<b>59,400</b>	<b>40,800</b>
63001	Miscellaneous Operating Expenses	26,289	21,288	28,300	28,300
63300	Gas & Diesel	17,990	17,874	25,380	20,000
	<b>SUBTOTAL COMMODITIES</b>	<b>44,280</b>	<b>39,162</b>	<b>53,680</b>	<b>48,300</b>
65010	Rental City Equipment	44,000	44,040	53,750	49,490
65011	Equipment Replacement Charges	48,100	48,120	12,230	26,220
65012	Accident Repair & Replacement	6,400	6,384	0	0
65040	IT Maintenance Charge	96,380	86,360	72,510	73,950
65100	Insurance Charges	84,050	100,520	86,170	82,560
65105	Benefits Overhead	3,980	4,990	14,520	14,370
65210	Delivery Charges	340	340	0	0
	<b>SUBTOTAL FIXED CHARGES</b>	<b>283,250</b>	<b>290,754</b>	<b>239,180</b>	<b>246,590</b>
66511	Computer Software Subscriptions	0	0	0	3,080
	<b>SUBTOTAL CAPITAL</b>	<b>0</b>	<b>0</b>	<b>0</b>	<b>3,080</b>
	<b>TOTAL</b>	<b>2,170,148</b>	<b>2,329,984</b>	<b>2,357,520</b>	<b>2,632,660</b>

**GENERAL FUND**

<b>POLICE DEPARTMENT</b>		<b>ACCOUNTING UNIT</b>			
<b>RECORDS SERVICES</b>		<b>01114460</b>			
<b>Account Code</b>	<b>LINE ITEM RESOURCES</b>	<b>ACTUAL FY 20-21</b>	<b>ACTUAL FY 21-22</b>	<b>ADOPTED FY 22-23</b>	<b>ADOPTED FY 23-24</b>
61000	Salaries Regular	1,073,173	1,025,538	1,216,660	1,145,150
61010	Salaries Cash Out/Separation	627	4,761	0	0
61020	Salaries Part-Time	117,048	102,566	153,470	161,680
61040	Salaries Overtime	8,831	41,593	10,000	10,000
61100	Retirement-Employer Normal Cost	64,362	64,406	73,770	100,580
61110	Part-Time Retirement	2,229	1,705	5,750	4,400
61120	Medicare Insurance	16,841	16,513	20,810	19,910
61130	Health Insurance	152,830	135,838	269,400	263,880
61170	Retiree Health Benefits	2,391	6,376	6,370	5,260
61180	Worker Compensation Insurance	99,440	87,750	101,250	92,090
	<b>SUBTOTAL SALARIES &amp; BENEFITS</b>	<b>1,537,772</b>	<b>1,487,045</b>	<b>1,857,480</b>	<b>1,802,950</b>
62120	Training, Transportation, Meetings	2,478	3,298	2,000	5,800
62140	Membership, Subscription & Dues	0	125	100	900
62300	Contract Services-Professional	106,575	100,144	72,000	82,070
62600	Parking Validation	0	1	0	0
	<b>SUBTOTAL CONTRACTUALS</b>	<b>109,052</b>	<b>103,568</b>	<b>74,100</b>	<b>88,770</b>
63001	Miscellaneous Operating Expenses	12,239	11,908	36,200	14,100
	<b>SUBTOTAL COMMODITIES</b>	<b>12,239</b>	<b>11,908</b>	<b>36,200</b>	<b>14,100</b>
65040	IT Maintenance Charge	114,450	97,880	83,660	96,700
65100	Insurance Charges	75,550	67,280	77,230	67,210
65105	Benefits Overhead	3,580	4,250	13,020	11,700
65210	Delivery Charges	280	280	0	0
	<b>SUBTOTAL FIXED CHARGES</b>	<b>193,860</b>	<b>169,690</b>	<b>173,910</b>	<b>175,610</b>
66511	Computer Software Subscriptions	0	0	0	230
	<b>SUBTOTAL CAPITAL</b>	<b>0</b>	<b>0</b>	<b>0</b>	<b>230</b>
	<b>TOTAL</b>	<b>1,852,923</b>	<b>1,772,211</b>	<b>2,141,690</b>	<b>2,081,660</b>

**GENERAL FUND**

POLICE DEPARTMENT		ACCOUNTING UNIT			
COMMUNICATIONS-SERVICE ENHANCEMENT		01114465			
Account Code	LINE ITEM RESOURCES	ACTUAL FY 20-21	ACTUAL FY 21-22	ADOPTED FY 22-23	ADOPTED FY 23-24
61000	Salaries Regular	3,401,747	3,512,235	3,792,760	3,880,630
61020	Salaries Part-Time	32,903	23,118	66,880	74,040
61040	Salaries Overtime	245,446	373,975	214,080	214,080
61100	Retirement-Employer Normal Cost	203,968	211,587	230,880	294,080
61110	Part-Time Retirement	353	413	2,510	870
61120	Medicare Insurance	52,100	55,959	54,990	55,110
61130	Health Insurance	641,058	635,461	748,620	758,880
61170	Retiree Health Benefits	58,268	129,468	73,870	5,290
61180	Worker Compensation Insurance	292,470	313,550	292,190	288,590
	<b>SUBTOTAL SALARIES &amp; BENEFITS</b>	<b>4,928,312</b>	<b>5,255,766</b>	<b>5,476,780</b>	<b>5,571,570</b>
62120	Training, Transportation, Meetings	(248)	19,345	11,200	26,620
62140	Membership, Subscription & Dues	700	1,275	900	1,280
62300	Contract Services-Professional	254,340	201,549	299,850	354,760
62600	Parking Validation	300	0	0	0
	<b>SUBTOTAL CONTRACTUALS</b>	<b>255,092</b>	<b>222,169</b>	<b>311,950</b>	<b>382,660</b>
63001	Miscellaneous Operating Expenses	4,072	4,643	274,450	3,530
	<b>SUBTOTAL COMMODITIES</b>	<b>4,072</b>	<b>4,643</b>	<b>274,450</b>	<b>3,530</b>
65040	IT Maintenance Charge	240,950	230,310	211,940	216,160
65100	Insurance Charges	222,200	240,400	222,880	210,640
65105	Benefits Overhead	10,530	13,190	37,570	36,660
65210	Delivery Charges	720	720	0	0
	<b>SUBTOTAL FIXED CHARGES</b>	<b>474,400</b>	<b>484,620</b>	<b>472,390</b>	<b>463,460</b>
66511	Computer Software Subscriptions	0	0	0	4,000
	<b>SUBTOTAL CAPITAL</b>	<b>0</b>	<b>0</b>	<b>0</b>	<b>4,000</b>
67100	Principal-Debt Services	179,025	184,639	190,500	196,400
67110	Interest-Debt Services	27,477	21,862	16,000	10,100
67200	Principal-Leases	456,875	471,212	544,600	486,770
67210	Interest-Leases	87,693	73,355	0	0
	<b>SUBTOTAL DEBT SERVICE</b>	<b>751,069</b>	<b>751,069</b>	<b>751,100</b>	<b>693,270</b>
	<b>TOTAL</b>	<b>6,412,946</b>	<b>6,718,267</b>	<b>7,286,670</b>	<b>7,118,490</b>

**GENERAL FUND**

POLICE DEPARTMENT		ACCOUNTING UNIT			
VICE/NARCOTICS-SERVICE ENHANCEMENT		01114470			
Account Code	LINE ITEM RESOURCES	ACTUAL FY 20-21	ACTUAL FY 21-22	ADOPTED FY 22-23	ADOPTED FY 23-24
61000	Salaries Regular	198,440	172,229	133,240	162,840
61040	Salaries Overtime	261,362	163,134	252,950	244,850
61100	Retirement-Employer Normal Cost	17,054	15,299	12,930	18,230
61120	Medicare Insurance	3,021	2,603	1,860	2,170
61130	Health Insurance	31,347	25,259	19,740	21,840
61170	Retiree Health Benefits	2,262	8,206	2,360	0
61180	Worker Compensation Insurance	10,126	9,860	16,880	14,060
	<b>SUBTOTAL SALARIES &amp; BENEFITS</b>	<b>523,613</b>	<b>396,588</b>	<b>439,960</b>	<b>463,990</b>
62120	Training, Transportation, Meetings	140	6,621	0	5,000
62140	Membership, Subscription & Dues	0	595	0	600
62300	Contract Services-Professional	0	0	0	100,000
	<b>SUBTOTAL CONTRACTUALS</b>	<b>140</b>	<b>7,216</b>	<b>0</b>	<b>105,600</b>
63001	Miscellaneous Operating Expenses	290	5,329	0	2,500
	<b>SUBTOTAL COMMODITIES</b>	<b>290</b>	<b>5,329</b>	<b>0</b>	<b>2,500</b>
65010	Rental City Equipment	0	0	0	1,720
65040	IT Maintenance Charge	0	5,760	5,580	5,690
65100	Insurance Charges	7,570	7,560	12,880	10,260
65105	Benefits Overhead	360	330	2,170	1,790
	<b>SUBTOTAL FIXED CHARGES</b>	<b>7,930</b>	<b>13,650</b>	<b>20,630</b>	<b>19,460</b>
66400	Machinery & Equipment	0	575	0	0
	<b>SUBTOTAL CAPITAL</b>	<b>0</b>	<b>575</b>	<b>0</b>	<b>0</b>
	<b>TOTAL</b>	<b>531,973</b>	<b>423,358</b>	<b>460,590</b>	<b>591,550</b>



**GENERAL FUND**

POLICE DEPARTMENT		ACCOUNTING UNIT			
INVESTIGATIONS SUPPORT SERVICE-SERVICE ENHANCEMENT		01114471			
Account Code	LINE ITEM RESOURCES	ACTUAL FY 20-21	ACTUAL FY 21-22	ADOPTED FY 22-23	ADOPTED FY 23-24
61000	Salaries Regular	1,085,158	985,944	959,730	501,660
61010	Salaries Cash Out/Separation	32,414	0	0	0
61020	Salaries Part-Time	37,571	42,614	55,640	55,150
61040	Salaries Overtime	48,452	41,212	15,450	15,450
61100	Retirement-Employer Normal Cost	97,003	87,079	79,620	58,200
61110	Part-Time Retirement	1,273	1,366	2,090	820
61120	Medicare Insurance	14,959	15,108	14,020	7,740
61130	Health Insurance	135,100	130,216	152,640	96,480
61170	Retiree Health Benefits	14,351	33,360	13,990	0
61180	Worker Compensation Insurance	0	98,870	95,510	83,960
	<b>SUBTOTAL SALARIES &amp; BENEFITS</b>	<b>1,466,281</b>	<b>1,435,770</b>	<b>1,388,690</b>	<b>819,460</b>
62120	Training, Transportation, Meetings	1,387	5,067	3,000	3,000
62140	Membership, Subscription & Dues	30	0	200	200
62300	Contract Services-Professional	5,795	6,655	6,500	2,500
	<b>SUBTOTAL CONTRACTUALS</b>	<b>7,212</b>	<b>11,722</b>	<b>9,700</b>	<b>5,700</b>
63001	Miscellaneous Operating Expenses	3,878	1,286	1,800	1,800
	<b>SUBTOTAL COMMODITIES</b>	<b>3,878</b>	<b>1,286</b>	<b>1,800</b>	<b>1,800</b>
65040	IT Maintenance Charge	0	74,850	55,770	51,200
65100	Insurance Charges	0	75,800	72,850	61,280
65105	Benefits Overhead	3,230	3,840	12,280	10,670
	<b>SUBTOTAL FIXED CHARGES</b>	<b>3,230</b>	<b>154,490</b>	<b>140,900</b>	<b>123,150</b>
	<b>TOTAL</b>	<b>1,480,601</b>	<b>1,603,267</b>	<b>1,541,090</b>	<b>950,110</b>

**GENERAL FUND**

<b>POLICE DEPARTMENT</b>		<b>ACCOUNTING UNIT</b>			
<b>JAIL OPERATIONS</b>		<b>01114475</b>			
<b>Account Code</b>	<b>LINE ITEM RESOURCES</b>	<b>ACTUAL FY 20-21</b>	<b>ACTUAL FY 21-22</b>	<b>ADOPTED FY 22-23</b>	<b>ADOPTED FY 23-24</b>
61000	Salaries Regular	8,678,068	8,318,515	9,510,650	9,344,400
61010	Salaries Cash Out/Separation	703	15,406	0	0
61020	Salaries Part-Time	187,267	143,122	296,840	303,420
61040	Salaries Overtime	870,979	928,309	575,530	575,530
61100	Retirement-Employer Normal Cost	513,610	503,702	592,150	728,270
61110	Part-Time Retirement	5,321	4,373	11,130	10,350
61120	Medicare Insurance	140,997	135,476	139,350	134,380
61130	Health Insurance	1,619,349	1,536,250	1,854,450	1,882,200
61170	Retiree Health Benefits	140,973	294,579	171,440	12,410
61180	Worker Compensation Insurance	776,872	767,590	754,170	690,710
	<b>SUBTOTAL SALARIES &amp; BENEFITS</b>	<b>12,934,140</b>	<b>12,647,323</b>	<b>13,905,710</b>	<b>13,681,670</b>
62000	Utilities	0	0	0	6,230
62010	Communications	0	375	0	1,530
62120	Training, Transportation, Meetings	444	6,287	5,000	10,010
62140	Membership, Subscription & Dues	0	0	0	480
62200	Advertising	0	0	0	5,000
62300	Contract Services-Professional	4,358,323	4,512,913	3,993,100	5,760,310
	<b>SUBTOTAL CONTRACTUALS</b>	<b>4,358,767</b>	<b>4,519,575</b>	<b>3,998,100</b>	<b>5,783,560</b>
63001	Miscellaneous Operating Expenses	339,029	343,572	365,600	329,500
63300	Gas & Diesel	12,127	13,731	20,390	15,000
	<b>SUBTOTAL COMMODITIES</b>	<b>351,157</b>	<b>357,303</b>	<b>385,990</b>	<b>344,500</b>
65010	Rental City Equipment	24,400	24,360	29,720	23,780
65011	Equipment Replacement Charges	6,200	24,299	6,480	13,890
65012	Accident Repair & Replacement	3,600	3,648	3,240	3,240
65040	IT Maintenance Charge	572,260	558,490	546,580	557,470
65100	Insurance Charges	590,120	588,500	575,270	504,140
65105	Benefits Overhead	27,970	31,120	96,960	87,740
65210	Delivery Charges	2,150	2,150	0	0
	<b>SUBTOTAL FIXED CHARGES</b>	<b>1,226,700</b>	<b>1,232,567</b>	<b>1,258,250</b>	<b>1,190,260</b>
66400	Machinery & Equipment	49,767	0	0	0
66511	Computer Software Subscriptions	0	0	0	600
	<b>SUBTOTAL CAPITAL</b>	<b>49,767</b>	<b>0</b>	<b>0</b>	<b>600</b>
	<b>TOTAL</b>	<b>18,920,531</b>	<b>18,756,769</b>	<b>19,548,050</b>	<b>21,000,590</b>

**GENERAL FUND**

POLICE DEPARTMENT		ACCOUNTING UNIT			
REGIONAL NARCOTIC SUPPRESSION		01114480			
Account Code	LINE ITEM RESOURCES	ACTUAL FY 20-21	ACTUAL FY 21-22	ADOPTED FY 22-23	ADOPTED FY 23-24
61000	Salaries Regular	101,480	0	0	160,380
61040	Salaries Overtime	1,143	31,095	9,400	9,400
61100	Retirement-Employer Normal Cost	10,577	0	0	18,970
61120	Medicare Insurance	3,408	0	0	2,260
61130	Health Insurance	11,051	0	0	21,840
61170	Retiree Health Benefits	2,872	0	0	0
61180	Worker Compensation Insurance	91,460	26,850	8,630	0
	<b>SUBTOTAL SALARIES &amp; BENEFITS</b>	<b>221,991</b>	<b>57,945</b>	<b>18,030</b>	<b>212,850</b>
62300	Contract Services-Professional	0	0	8,500	3,500
	<b>SUBTOTAL CONTRACTUALS</b>	<b>0</b>	<b>0</b>	<b>8,500</b>	<b>3,500</b>
63001	Miscellaneous Operating Expenses	0	17,902	0	5,000
	<b>SUBTOTAL COMMODITIES</b>	<b>0</b>	<b>17,902</b>	<b>0</b>	<b>5,000</b>
65040	IT Maintenance Charge	42,170	5,760	5,580	0
65100	Insurance Charges	69,490	20,590	6,590	0
65105	Benefits Overhead	3,290	300	1,110	0
65210	Delivery Charges	230	230	0	0
	<b>SUBTOTAL FIXED CHARGES</b>	<b>115,180</b>	<b>26,880</b>	<b>13,280</b>	<b>0</b>
	<b>TOTAL</b>	<b>337,171</b>	<b>102,726</b>	<b>39,810</b>	<b>221,350</b>

**GENERAL FUND**

POLICE DEPARTMENT		ACCOUNTING UNIT			
HOMELAND SECURITY & EMERGENCY MANAGEMENT		01114485			
Account Code	LINE ITEM RESOURCES	ACTUAL FY 20-21	ACTUAL FY 21-22	ADOPTED FY 22-23	ADOPTED FY 23-24
61000	Salaries Regular	15,434	181,753	145,920	150,580
61020	Salaries Part-Time	0	2,423	0	0
61040	Salaries Overtime	2,791	1,692	10,000	2,000
61100	Retirement-Employer Normal Cost	283	9,984	4,590	6,460
61110	Part-Time Retirement	0	91	0	0
61120	Medicare Insurance	106	2,713	2,060	2,060
61130	Health Insurance	989	28,676	19,740	15,600
61170	Retiree Health Benefits	2,298	5,268	2,630	0
61180	Worker Compensation Insurance	10,030	9,900	1,310	15,040
	<b>SUBTOTAL SALARIES &amp; BENEFITS</b>	<b>31,931</b>	<b>242,501</b>	<b>186,250</b>	<b>191,740</b>
62120	Training, Transportation, Meetings	676	3,332	1,000	1,800
62140	Membership, Subscription & Dues	0	0	200	300
62300	Contract Services-Professional	1,560	12,819	0	7,420
62322	Maintenance & Repair Machinery	0	0	0	1,000
	<b>SUBTOTAL CONTRACTUALS</b>	<b>2,236</b>	<b>16,150</b>	<b>1,200</b>	<b>10,520</b>
63001	Miscellaneous Operating Expenses	13,379	187	18,700	100
63300	Gas & Diesel	1,374	2,100	2,570	400
	<b>SUBTOTAL COMMODITIES</b>	<b>14,754</b>	<b>2,287</b>	<b>21,270</b>	<b>500</b>
65010	Rental City Equipment	32,600	32,640	39,840	21,090
65012	Accident Repair & Replacement	3,600	3,648	1,430	1,430
65040	IT Maintenance Charge	6,020	5,760	5,580	5,690
65100	Insurance Charges	7,620	7,590	1,000	10,970
65105	Benefits Overhead	360	330	170	1,910
65210	Delivery Charges	50	50	0	0
	<b>SUBTOTAL FIXED CHARGES</b>	<b>50,250</b>	<b>50,018</b>	<b>48,020</b>	<b>41,090</b>
68000	Transfer to Fund 404 (Police Bldg/Ross Annex Debt)	5,260	5,170	5,150	5,130
	<b>SUBTOTAL TRANSFERS</b>	<b>5,260</b>	<b>5,170</b>	<b>5,150</b>	<b>5,130</b>
	<b>TOTAL</b>	<b>104,431</b>	<b>316,126</b>	<b>261,890</b>	<b>248,980</b>

**GENERAL FUND**

POLICE DEPARTMENT		ACCOUNTING UNIT			
TOBACCO RETAIL LICENSE PRG		01114490			
Account Code	LINE ITEM RESOURCES	ACTUAL FY 20-21	ACTUAL FY 21-22	ADOPTED FY 22-23	ADOPTED FY 23-24
61000	Salaries Regular	32,258	16,091	82,570	94,380
61040	Salaries Overtime	41,741	53,126	75,000	55,000
61100	Retirement-Employer Normal Cost	1,216	636	2,570	11,520
61120	Medicare Insurance	523	236	1,150	1,330
61130	Health Insurance	6,207	3,947	19,740	15,600
61170	Retiree Health Benefits	1,681	0	1,470	0
61180	Worker Compensation Insurance	7,340	7,510	2,740	1,320
	<b>SUBTOTAL SALARIES &amp; BENEFITS</b>	<b>90,966</b>	<b>81,546</b>	<b>185,240</b>	<b>179,150</b>
62120	Training, Transportation, Meetings	0	0	1,000	1,000
62300	Contract Services-Professional	0	230	0	0
	<b>SUBTOTAL CONTRACTUALS</b>	<b>0</b>	<b>230</b>	<b>1,000</b>	<b>1,000</b>
63001	Miscellaneous Operating Expenses	6	0	500	500
	<b>SUBTOTAL COMMODITIES</b>	<b>6</b>	<b>0</b>	<b>500</b>	<b>500</b>
65040	IT Maintenance Charge	6,020	5,760	5,580	5,690
65100	Insurance Charges	5,580	5,760	2,090	960
65105	Benefits Overhead	270	330	350	170
65210	Delivery Charges	30	30	0	0
	<b>SUBTOTAL FIXED CHARGES</b>	<b>11,900</b>	<b>11,880</b>	<b>8,020</b>	<b>6,820</b>
	<b>TOTAL</b>	<b>102,872</b>	<b>93,656</b>	<b>194,760</b>	<b>187,470</b>

**CANNABIS PUBLIC BENEFIT  
DEPARTMENT RESOURCE SUMMARY**

**POLICE DEPARTMENT**

<b>ACTIVITIES</b>		<b>ACTUAL FY 20-21</b>	<b>ACTUAL FY 21-22</b>	<b>ADOPTED FY 22-23</b>	<b>ADOPTED FY 23-24</b>
EXPENDITURES					
01214010	POLICE ENFORCEMENT SERVICES	1,369,448	1,608,510	4,586,610	3,520,900
	TOTAL EXPENDITURES	1,369,448	1,608,510	4,586,610	3,520,900
<b>OPERATING EXPENSES</b>		<b>ACTUAL FY 20-21</b>	<b>ACTUAL FY 21-22</b>	<b>ADOPTED FY 22-23</b>	<b>ADOPTED FY 23-24</b>
61000	SALARIES & BENEFITS	1,281,069	1,457,524	2,155,660	1,993,710
62000	CONTRACTUALS	57,772	92,742	1,301,460	317,280
63000	COMMODITIES	28,237	55,749	1,031,700	74,200
65000	FIXED CHARGES	2,370	2,495	97,790	106,560
66000	CAPITAL	0	0	0	1,029,150
	<b>TOTAL</b>	<b>1,369,448</b>	<b>1,608,510</b>	<b>4,586,610</b>	<b>3,520,900</b>

**CANNABIS PUBLIC BENEFIT**

POLICE DEPARTMENT		ACCOUNTING UNIT			
POLICE ENFORCEMENT SERVICES		01214010			
Account Code	LINE ITEM RESOURCES	ACTUAL FY 20-21	ACTUAL FY 21-22	ADOPTED FY 22-23	ADOPTED FY 23-24
61000	Salaries Regular	848,275	954,096	1,091,910	1,067,090
61040	Salaries Overtime	184,538	153,012	679,200	552,620
61100	Retirement-Employer Normal Cost	112,856	118,865	138,890	163,060
61120	Medicare Insurance	17,620	18,314	15,400	14,500
61130	Health Insurance	101,050	110,390	138,180	118,560
61170	Retiree Health Benefits	16,556	29,108	19,920	0
61180	Worker Compensation Insurance	174	73,740	72,160	77,880
	<b>SUBTOTAL SALARIES &amp; BENEFITS</b>	<b>1,281,069</b>	<b>1,457,524</b>	<b>2,155,660</b>	<b>1,993,710</b>
62000	Utilities	0	437	0	13,260
62010	Communications	0	0	5,400	0
62120	Training, Transportation, Meetings	2,475	8,165	11,800	60,000
62140	Membership, Subscription & Dues	0	0	0	6,620
62300	Contract Services-Professional	55,297	84,079	1,284,260	105,000
62322	Maintenance & Repair Machinery	0	60	0	0
62500	Rent Payments	0	0	0	132,400
	<b>SUBTOTAL CONTRACTUALS</b>	<b>57,772</b>	<b>92,742</b>	<b>1,301,460</b>	<b>317,280</b>
63001	Miscellaneous Operating Expenses	6,709	43,669	1,031,700	59,200
63300	Gas & Diesel	21,527	12,081	0	15,000
	<b>SUBTOTAL COMMODITIES</b>	<b>28,237</b>	<b>55,749</b>	<b>1,031,700</b>	<b>74,200</b>
65040	IT Maintenance Charge	0	0	33,460	39,820
65100	Insurance Charges	0	295	55,050	56,850
65105	Benefits Overhead	2,210	2,040	9,280	9,890
65210	Delivery Charges	160	160	0	0
	<b>SUBTOTAL FIXED CHARGES</b>	<b>2,370</b>	<b>2,495</b>	<b>97,790</b>	<b>106,560</b>
66511	Computer Software Subscriptions	0	0	0	1,029,150
	<b>SUBTOTAL CAPITAL</b>	<b>0</b>	<b>0</b>	<b>0</b>	<b>1,029,150</b>
	<b>TOTAL</b>	<b>1,369,448</b>	<b>1,608,510</b>	<b>4,586,610</b>	<b>3,520,900</b>

**OTS-TRAFFIC OFFENDER PROGRAM  
DEPARTMENT RESOURCE SUMMARY**

**POLICE DEPARTMENT**

<b>ACTIVITIES</b>		<b>ACTUAL FY 20-21</b>	<b>ACTUAL FY 21-22</b>	<b>ADOPTED FY 22-23</b>	<b>ADOPTED FY 23-24</b>
<b>REVENUES</b>					
57490	Traffic Offender-Program Income	20,600	16,062	55,360	14,000
58000	Earning On Investments	347	282	0	200
	<b>TOTAL REVENUES</b>	<b>20,947</b>	<b>16,344</b>	<b>55,360</b>	<b>14,200</b>
<b>EXPENDITURES</b>					
02014405	SAPD TRAFFIC OFFENDER PGM	24,419	21,524	55,360	14,200
	<b>TOTAL EXPENDITURES</b>	<b>24,419</b>	<b>21,524</b>	<b>55,360</b>	<b>14,200</b>
<b>OPERATING EXPENSES</b>		<b>ACTUAL FY 20-21</b>	<b>ACTUAL FY 21-22</b>	<b>ADOPTED FY 22-23</b>	<b>ADOPTED FY 23-24</b>
61000	SALARIES & BENEFITS	0	403	0	0
62000	CONTRACTUALS	18,512	19,068	26,730	6,250
63000	COMMODITIES	5,907	2,053	28,630	7,950
	<b>TOTAL</b>	<b>24,419</b>	<b>21,524</b>	<b>55,360</b>	<b>14,200</b>



**OTS-TRAFFIC OFFENDER PROGRAM**

POLICE DEPARTMENT		ACCOUNTING UNIT			
MISCELLENOUS REVENUE		02014002			
Account Code	LINE ITEM RESOURCES	ACTUAL FY 20-21	ACTUAL FY 21-22	ADOPTED FY 22-23	ADOPTED FY 23-24
57490	Traffic Offender-Program Income	20,600	16,062	55,360	14,000
58000	Earning On Investments	347	282	0	200
	<b>SUBTOTAL REVENUES</b>	<b>20,947</b>	<b>16,344</b>	<b>55,360</b>	<b>14,200</b>
	<b>TOTAL</b>	<b>20,947</b>	<b>16,344</b>	<b>55,360</b>	<b>14,200</b>

**OTS-TRAFFIC OFFENDER PROGRAM**

POLICE DEPARTMENT		ACCOUNTING UNIT			
SAPD TRAFFIC OFFENDER PGM		02014405			
Account Code	LINE ITEM RESOURCES	ACTUAL FY 20-21	ACTUAL FY 21-22	ADOPTED FY 22-23	ADOPTED FY 23-24
61040	Salaries Overtime	0	403	0	0
	<b>SUBTOTAL SALARIES &amp; BENEFITS</b>	<b>0</b>	<b>403</b>	<b>0</b>	<b>0</b>
62140	Membership, Subscription & Dues	0	0	0	1,250
62300	Contract Services-Professional	18,512	19,068	26,730	5,000
	<b>SUBTOTAL CONTRACTUALS</b>	<b>18,512</b>	<b>19,068</b>	<b>26,730</b>	<b>6,250</b>
63001	Miscellaneous Operating Expenses	5,907	2,053	28,630	7,950
	<b>SUBTOTAL COMMODITIES</b>	<b>5,907</b>	<b>2,053</b>	<b>28,630</b>	<b>7,950</b>
	<b>TOTAL</b>	<b>24,419</b>	<b>21,524</b>	<b>55,360</b>	<b>14,200</b>

**INMATE WELFARE FUND  
DEPARTMENT RESOURCE SUMMARY**

**POLICE DEPARTMENT**

ACTIVITIES	ACTUAL FY 20-21	ACTUAL FY 21-22	ADOPTED FY 22-23	ADOPTED FY 23-24
REVENUES				
57403 Inmate Recovery	693,715	527,725	2,299,510	400,000
58000 Earning On Investments	10,485	12,954	0	10,000
TOTAL REVENUES	704,200	540,679	2,299,510	410,000
EXPENDITURES				
02314475 INMATE WELFARE FUND	184,393	260,591	2,299,510	1,284,700
TOTAL EXPENDITURES	184,393	260,591	2,299,510	1,284,700
OPERATING EXPENSES	ACTUAL FY 20-21	ACTUAL FY 21-22	ADOPTED FY 22-23	ADOPTED FY 23-24
62000 CONTRACTUALS	99,813	117,122	939,120	173,700
63000 COMMODITIES	84,580	143,468	1,360,390	111,000
66000 CAPITAL	0	0	0	1,000,000
<b>TOTAL</b>	<b>184,393</b>	<b>260,591</b>	<b>2,299,510</b>	<b>1,284,700</b>

**INMATE WELFARE FUND**

**POLICE DEPARTMENT**  
**INMATE WELFARE FUND**

**ACCOUNTING UNIT**  
**02314002**

<b>Account Code</b>	<b>LINE ITEM RESOURCES</b>	<b>ACTUAL FY 20-21</b>	<b>ACTUAL FY 21-22</b>	<b>ADOPTED FY 22-23</b>	<b>ADOPTED FY 23-24</b>
57403	Inmate Recovery	693,715	527,725	2,299,510	400,000
58000	Earning On Investments	10,485	12,954	0	10,000
	<b>SUBTOTAL REVENUES</b>	<b>704,200</b>	<b>540,679</b>	<b>2,299,510</b>	<b>410,000</b>
	<b>TOTAL</b>	<b>704,200</b>	<b>540,679</b>	<b>2,299,510</b>	<b>410,000</b>

**INMATE WELFARE FUND**

POLICE DEPARTMENT		ACCOUNTING UNIT			
INMATE WELFARE FUND		02314475			
Account Code	LINE ITEM RESOURCES	ACTUAL FY 20-21	ACTUAL FY 21-22	ADOPTED FY 22-23	ADOPTED FY 23-24
62000	Utilities	0	0	0	2,200
62140	Membership, Subscription & Dues	0	0	0	500
62300	Contract Services-Professional	95,743	108,786	920,060	161,000
62600	Parking Validation	4,071	8,336	19,060	10,000
	<b>SUBTOTAL CONTRACTUALS</b>	<b>99,813</b>	<b>117,122</b>	<b>939,120</b>	<b>173,700</b>
63001	Miscellaneous Operating Expenses	84,580	143,468	1,360,390	111,000
	<b>SUBTOTAL COMMODITIES</b>	<b>84,580</b>	<b>143,468</b>	<b>1,360,390</b>	<b>111,000</b>
66220	Improvements Other Than Building	0	0	0	1,000,000
	<b>SUBTOTAL CAPITAL</b>	<b>0</b>	<b>0</b>	<b>0</b>	<b>1,000,000</b>
	<b>TOTAL</b>	<b>184,393</b>	<b>260,591</b>	<b>2,299,510</b>	<b>1,284,700</b>

**POLICE ACTIVITIES & PROGRAMS  
DEPARTMENT RESOURCE SUMMARY**

**POLICE DEPARTMENT**

<b>ACTIVITIES</b>		<b>ACTUAL FY 20-21</b>	<b>ACTUAL FY 21-22</b>	<b>ADOPTED FY 22-23</b>	<b>ADOPTED FY 23-24</b>
<b>REVENUES</b>					
50504	STC Reimbursement	0	0	0	55,620
53309	Concession-Vending Machines	0	0	0	1,500
57000	Expense Reimbursement	0	0	20,600	0
57010	Miscellaneous Recoveries	0	10,000	0	0
57081	Gifts & Donations	11,000	7,625	51,620	8,000
57400	Police OT Reimbursement	265,514	517,525	493,100	700,000
57402	Police Miscellaneous Reimbursement	1,000	0	0	0
57482	Donations-Animal Outreach	4,109	0	0	0
58000	Earning On Investments	46	0	0	0
	<b>TOTAL REVENUES</b>	<b>281,670</b>	<b>535,150</b>	<b>565,320</b>	<b>765,120</b>
<b>EXPENDITURES</b>					
02414400	POLICE SPECIAL REV - GENERAL	291,912	654,503	513,650	700,000
02414401	PD SPECIAL REV - STC PROGRAM	0	0	0	55,620
02414404	Explorer Program	0	0	0	20,000
02414405	PD ATHLETIC ACTIVITIES LEAGUE	0	0	0	20,000
02414410	POLICE SPECIAL REVENUE	7,409	596	51,620	6,500
	<b>TOTAL EXPENDITURES</b>	<b>299,321</b>	<b>655,099</b>	<b>565,270</b>	<b>802,120</b>
<b>OPERATING EXPENSES</b>		<b>ACTUAL FY 20-21</b>	<b>ACTUAL FY 21-22</b>	<b>ADOPTED FY 22-23</b>	<b>ADOPTED FY 23-24</b>
61000	SALARIES & BENEFITS	250,187	586,935	465,460	725,000
62000	CONTRACTUALS	35,183	6,634	36,090	49,120
63000	COMMODITIES	9,286	0	36,130	28,000
65000	FIXED CHARGES	4,664	61,529	27,590	0
	<b>TOTAL</b>	<b>299,321</b>	<b>655,099</b>	<b>565,270</b>	<b>802,120</b>

**POLICE ACTIVITIES & PROGRAMS**

POLICE DEPARTMENT		ACCOUNTING UNIT			
PD SPECIAL REV - STC PROGRAM		02414401			
Account Code	LINE ITEM RESOURCES	ACTUAL FY 20-21	ACTUAL FY 21-22	ADOPTED FY 22-23	ADOPTED FY 23-24
61040	Salaries Overtime	0	0	0	25,000
	<b>SUBTOTAL SALARIES &amp; BENEFITS</b>	<b>0</b>	<b>0</b>	<b>0</b>	<b>25,000</b>
62120	Training, Transportation, Meetings	0	0	0	24,670
62140	Membership, Subscription & Dues	0	0	0	5,950
	<b>SUBTOTAL CONTRACTUALS</b>	<b>0</b>	<b>0</b>	<b>0</b>	<b>30,620</b>
	<b>TOTAL</b>	<b>0</b>	<b>0</b>	<b>0</b>	<b>55,620</b>

**POLICE ACTIVITIES & PROGRAMS**

<b>POLICE DEPARTMENT</b>		<b>ACCOUNTING UNIT</b>			
<b>Explorer Program</b>		<b>02414404</b>			
<b>Account Code</b>	<b>LINE ITEM RESOURCES</b>	<b>ACTUAL FY 20-21</b>	<b>ACTUAL FY 21-22</b>	<b>ADOPTED FY 22-23</b>	<b>ADOPTED FY 23-24</b>
62120	Training, Transportation, Meetings	0	0	0	2,000
	<b>SUBTOTAL CONTRACTUALS</b>	<b>0</b>	<b>0</b>	<b>0</b>	<b>2,000</b>
63001	Miscellaneous Operating Expenses	0	0	0	18,000
	<b>SUBTOTAL COMMODITIES</b>	<b>0</b>	<b>0</b>	<b>0</b>	<b>18,000</b>
	<b>TOTAL</b>	<b>0</b>	<b>0</b>	<b>0</b>	<b>20,000</b>



**POLICE ACTIVITIES & PROGRAMS**

POLICE DEPARTMENT		ACCOUNTING UNIT			
PD ATHLETIC ACTIVITIES LEAGUE		02414405			
Account Code	LINE ITEM RESOURCES	ACTUAL FY 20-21	ACTUAL FY 21-22	ADOPTED FY 22-23	ADOPTED FY 23-24
62300	Contract Services-Professional	0	0	0	10,000
	<b>SUBTOTAL CONTRACTUALS</b>	<b>0</b>	<b>0</b>	<b>0</b>	<b>10,000</b>
63001	Miscellaneous Operating Expenses	0	0	0	10,000
	<b>SUBTOTAL COMMODITIES</b>	<b>0</b>	<b>0</b>	<b>0</b>	<b>10,000</b>
	<b>TOTAL</b>	<b>0</b>	<b>0</b>	<b>0</b>	<b>20,000</b>

**POLICE ACTIVITIES & PROGRAMS**

POLICE DEPARTMENT		ACCOUNTING UNIT			
POLICE SPECIAL REV - GENERAL		02414002			
Account Code	LINE ITEM RESOURCES	ACTUAL FY 20-21	ACTUAL FY 21-22	ADOPTED FY 22-23	ADOPTED FY 23-24
50504	STC Reimbursement	0	0	0	55,620
53309	Concession-Vending Machines	0	0	0	1,500
57000	Expense Reimbursement	0	0	20,600	0
57010	Miscellaneous Recoveries	0	10,000	0	0
57081	Gifts & Donations	11,000	7,625	51,620	8,000
57400	Police OT Reimbursement	265,514	517,525	493,100	700,000
57402	Police Miscellaneous Reimbursement	1,000	0	0	0
57482	Donations-Animal Outreach	4,109	0	0	0
58000	Earning On Investments	46	0	0	0
	<b>SUBTOTAL REVENUES</b>	<b>281,670</b>	<b>535,150</b>	<b>565,320</b>	<b>765,120</b>
	<b>TOTAL</b>	<b>281,670</b>	<b>535,150</b>	<b>565,320</b>	<b>765,120</b>

**POLICE ACTIVITIES & PROGRAMS**

POLICE DEPARTMENT		ACCOUNTING UNIT			
POLICE SPECIAL REV - GENERAL		02414400			
Account Code	LINE ITEM RESOURCES	ACTUAL FY 20-21	ACTUAL FY 21-22	ADOPTED FY 22-23	ADOPTED FY 23-24
61000	Salaries Regular	(383)	0	0	0
61040	Salaries Overtime	254,757	586,339	465,490	700,000
61100	Retirement-Employer Normal Cost	(13)	0	0	0
61120	Medicare Insurance	(3)	0	0	0
61130	Health Insurance	(18)	0	0	0
61180	Worker Compensation Insurance	(3,593)	0	(30)	0
	<b>SUBTOTAL SALARIES &amp; BENEFITS</b>	<b>250,748</b>	<b>586,339</b>	<b>465,460</b>	<b>700,000</b>
62120	Training, Transportation, Meetings	9,954	6,634	7,270	0
62300	Contract Services-Professional	26,546	0	13,330	0
	<b>SUBTOTAL CONTRACTUALS</b>	<b>36,500</b>	<b>6,634</b>	<b>20,600</b>	<b>0</b>
65100	Insurance Charges	0	0	(30)	0
65400	Indirect Costs	4,664	61,529	27,620	0
	<b>SUBTOTAL FIXED CHARGES</b>	<b>4,664</b>	<b>61,529</b>	<b>27,590</b>	<b>0</b>
	<b>TOTAL</b>	<b>291,912</b>	<b>654,503</b>	<b>513,650</b>	<b>700,000</b>

**POLICE ACTIVITIES & PROGRAMS**

POLICE DEPARTMENT		ACCOUNTING UNIT			
POLICE SPECIAL REVENUE		02414410			
Account Code	LINE ITEM RESOURCES	ACTUAL FY 20-21	ACTUAL FY 21-22	ADOPTED FY 22-23	ADOPTED FY 23-24
61040	Salaries Overtime	(560)	596	0	0
	<b>SUBTOTAL SALARIES &amp; BENEFITS</b>	<b>(560)</b>	<b>596</b>	<b>0</b>	<b>0</b>
62300	Contract Services-Professional	(1,317)	0	15,490	6,500
	<b>SUBTOTAL CONTRACTUALS</b>	<b>(1,317)</b>	<b>0</b>	<b>15,490</b>	<b>6,500</b>
63001	Miscellaneous Operating Expenses	9,286	0	36,130	0
	<b>SUBTOTAL COMMODITIES</b>	<b>9,286</b>	<b>0</b>	<b>36,130</b>	<b>0</b>
	<b>TOTAL</b>	<b>7,409</b>	<b>596</b>	<b>51,620</b>	<b>6,500</b>

**CRIMINAL ACTIVITIES FUND  
DEPARTMENT RESOURCE SUMMARY**

**POLICE DEPARTMENT**

ACTIVITIES	ACTUAL FY 20-21	ACTUAL FY 21-22	ADOPTED FY 22-23	ADOPTED FY 23-24
REVENUES				
57407 Evidence Recovery/State	0	7,630	0	0
57408 Evidence Recovery/State 15%	0	1,159	0	0
58000 Earning On Investments	592	560	0	0
TOTAL REVENUES	592	9,348	0	0
EXPENDITURES				
02614445 CRIMINAL ACTIVITIES FUND	0	0	70,520	0
TOTAL EXPENDITURES	0	0	70,520	0
OPERATING EXPENSES	ACTUAL FY 20-21	ACTUAL FY 21-22	ADOPTED FY 22-23	ADOPTED FY 23-24
62000 CONTRACTUALS	0	0	35,260	0
63000 COMMODITIES	0	0	35,260	0
<b>TOTAL</b>	<b>0</b>	<b>0</b>	<b>70,520</b>	<b>0</b>

**CRIMINAL ACTIVITIES FUND**

POLICE DEPARTMENT		ACCOUNTING UNIT			
CRIMINAL ACTIVITIES-STATE		02614002			
Account Code	LINE ITEM RESOURCES	ACTUAL FY 20-21	ACTUAL FY 21-22	ADOPTED FY 22-23	ADOPTED FY 23-24
57407	Evidence Recovery/State	0	7,630	0	0
57408	Evidence Recovery/State 15%	0	1,159	0	0
58000	Earning On Investments	592	560	0	0
	<b>SUBTOTAL REVENUES</b>	<b>592</b>	<b>9,348</b>	<b>0</b>	<b>0</b>
	<b>TOTAL</b>	<b>592</b>	<b>9,348</b>	<b>0</b>	<b>0</b>

**CRIMINAL ACTIVITIES FUND**

**POLICE DEPARTMENT**

**ACCOUNTING UNIT**

**CRIMINAL ACTIVITIES FUND**

**02614445**

<b>Account Code</b>	<b>LINE ITEM RESOURCES</b>	<b>ACTUAL FY 20-21</b>	<b>ACTUAL FY 21-22</b>	<b>ADOPTED FY 22-23</b>	<b>ADOPTED FY 23-24</b>
62300	Contract Services-Professional	0	0	35,260	0
	<b>SUBTOTAL CONTRACTUALS</b>	<b>0</b>	<b>0</b>	<b>35,260</b>	<b>0</b>
63001	Miscellaneous Operating Expenses	0	0	35,260	0
	<b>SUBTOTAL COMMODITIES</b>	<b>0</b>	<b>0</b>	<b>35,260</b>	<b>0</b>
	<b>TOTAL</b>	<b>0</b>	<b>0</b>	<b>70,520</b>	<b>0</b>

**CITY SERVICES  
DEPARTMENT RESOURCE SUMMARY**

**POLICE DEPARTMENT**

ACTIVITIES	ACTUAL FY 20-21	ACTUAL FY 21-22	ADOPTED FY 22-23	ADOPTED FY 23-24
<b>REVENUES</b>				
53425 PD - Reward Program	0	0	175,570	174,590
57010 Miscellaneous Recoveries	99,864	0	0	50,000
57483 PD - Bequest of Mary Muth-COSA Homeless Prgm	0	0	27,050	26,920
59302 Capital Leases	0	495,484	0	0
TOTAL REVENUES	99,864	495,484	202,620	251,510
<b>EXPENDITURES</b>				
05314021 POLICE SERVICES	108,080	668,140	202,620	251,510
TOTAL EXPENDITURES	108,080	668,140	202,620	251,510
OPERATING EXPENSES	ACTUAL FY 20-21	ACTUAL FY 21-22	ADOPTED FY 22-23	ADOPTED FY 23-24
62000 CONTRACTUALS	108,080	(1,336)	202,620	201,510
63000 COMMODITIES	0	4,996	0	0
66000 CAPITAL	0	538,079	0	0
67000 DEBT SERVICE	0	126,400	0	0
69000 MISCELLANEOUS	0	0	0	50,000
<b>TOTAL</b>	<b>108,080</b>	<b>668,140</b>	<b>202,620</b>	<b>251,510</b>



**CITY SERVICES**

<b>POLICE DEPARTMENT</b>		<b>ACCOUNTING UNIT</b>			
<b>POLICE REVENUE</b>		<b>05314002</b>			
<b>Account Code</b>	<b>LINE ITEM RESOURCES</b>	<b>ACTUAL FY 20-21</b>	<b>ACTUAL FY 21-22</b>	<b>ADOPTED FY 22-23</b>	<b>ADOPTED FY 23-24</b>
53425	PD - Reward Program	0	0	175,570	174,590
57010	Miscellaneous Recoveries	99,864	0	0	50,000
57483	PD - Bequest of Mary Muth-COSA Homeless Prgm	0	0	27,050	26,920
59302	Capital Leases	0	495,484	0	0
	<b>SUBTOTAL REVENUES</b>	<b>99,864</b>	<b>495,484</b>	<b>202,620</b>	<b>251,510</b>
	<b>TOTAL</b>	<b>99,864</b>	<b>495,484</b>	<b>202,620</b>	<b>251,510</b>

**CITY SERVICES**

POLICE DEPARTMENT		ACCOUNTING UNIT			
POLICE SERVICES		05314021			
Account Code	LINE ITEM RESOURCES	ACTUAL FY 20-21	ACTUAL FY 21-22	ADOPTED FY 22-23	ADOPTED FY 23-24
62000	Utilities	2,474	5,397	0	0
62300	Contract Services-Professional	105,573	116,412	0	0
62314	Contract Services-Police Rewar	0	2,000	175,570	174,590
62317	Contract Services-Bequest of M	32	1,256	27,050	26,920
62502	Contra Rent Payment GASB 87	0	(126,400)	0	0
	<b>SUBTOTAL CONTRACTUALS</b>	<b>108,080</b>	<b>(1,336)</b>	<b>202,620</b>	<b>201,510</b>
63001	Miscellaneous Operating Expenses	0	4,996	0	0
	<b>SUBTOTAL COMMODITIES</b>	<b>0</b>	<b>4,996</b>	<b>0</b>	<b>0</b>
66400	Machinery & Equipment	0	42,595	0	0
66800	Capital Outlay- Leases	0	495,484	0	0
	<b>SUBTOTAL CAPITAL</b>	<b>0</b>	<b>538,079</b>	<b>0</b>	<b>0</b>
67200	Principal-Leases	0	124,585	0	0
67210	Interest-Leases	0	1,815	0	0
	<b>SUBTOTAL DEBT SERVICE</b>	<b>0</b>	<b>126,400</b>	<b>0</b>	<b>0</b>
69011	Reserve Appropriation	0	0	0	50,000
	<b>SUBTOTAL MISCELLANEOUS</b>	<b>0</b>	<b>0</b>	<b>0</b>	<b>50,000</b>
	<b>TOTAL</b>	<b>108,080</b>	<b>668,140</b>	<b>202,620</b>	<b>251,510</b>

**CIVIC CENTER MAINTENANCE  
DEPARTMENT RESOURCE SUMMARY**

**POLICE DEPARTMENT**

<b>ACTIVITIES</b>		<b>ACTUAL FY 20-21</b>	<b>ACTUAL FY 21-22</b>	<b>ADOPTED FY 22-23</b>	<b>ADOPTED FY 23-24</b>
EXPENDITURES					
07414400	CIVIC CENTER - SECURITY	1,651,998	1,585,553	2,284,340	1,680,900
	TOTAL EXPENDITURES	1,651,998	1,585,553	2,284,340	1,680,900
<b>OPERATING EXPENSES</b>		<b>ACTUAL FY 20-21</b>	<b>ACTUAL FY 21-22</b>	<b>ADOPTED FY 22-23</b>	<b>ADOPTED FY 23-24</b>
61000	SALARIES & BENEFITS	1,425,970	1,463,454	1,994,180	1,680,900
63000	COMMODITIES	26	0	0	0
65000	FIXED CHARGES	226,001	122,099	290,160	0
	<b>TOTAL</b>	<b>1,651,998</b>	<b>1,585,553</b>	<b>2,284,340</b>	<b>1,680,900</b>

**CIVIC CENTER MAINTENANCE**

POLICE DEPARTMENT		ACCOUNTING UNIT			
CIVIC CENTER - SECURITY		07414400			
Account Code	LINE ITEM RESOURCES	ACTUAL FY 20-21	ACTUAL FY 21-22	ADOPTED FY 22-23	ADOPTED FY 23-24
61000	Salaries Regular	940,100	975,477	960,410	1,141,670
61040	Salaries Overtime	62,600	48,562	615,550	92,660
61100	Retirement-Employer Normal Cost	190,041	178,278	168,290	203,970
61120	Medicare Insurance	16,896	16,470	13,580	15,550
61130	Health Insurance	130,761	129,717	138,180	147,420
61170	Retiree Health Benefits	14,322	42,650	18,200	0
61180	Worker Compensation Insurance	71,250	72,300	79,970	79,630
	<b>SUBTOTAL SALARIES &amp; BENEFITS</b>	<b>1,425,970</b>	<b>1,463,454</b>	<b>1,994,180</b>	<b>1,680,900</b>
63300	Gas & Diesel	26	0	0	0
	<b>SUBTOTAL COMMODITIES</b>	<b>26</b>	<b>0</b>	<b>0</b>	<b>0</b>
65010	Rental City Equipment	7,200	0	0	0
65011	Equipment Replacement Charges	14,800	0	3,770	0
65012	Accident Repair & Replacement	400	0	190	0
65040	IT Maintenance Charge	0	0	39,040	0
65100	Insurance Charges	54,130	0	61,000	0
65105	Benefits Overhead	2,570	2,360	10,280	0
65400	Indirect Costs	146,901	119,739	175,880	0
	<b>SUBTOTAL FIXED CHARGES</b>	<b>226,001</b>	<b>122,099</b>	<b>290,160</b>	<b>0</b>
	<b>TOTAL</b>	<b>1,651,998</b>	<b>1,585,553</b>	<b>2,284,340</b>	<b>1,680,900</b>

**Opioid Remediation  
DEPARTMENT RESOURCE SUMMARY**

**POLICE DEPARTMENT**

ACTIVITIES	ACTUAL FY 20-21	ACTUAL FY 21-22	ADOPTED FY 22-23	ADOPTED FY 23-24
REVENUES				
57996 Settlements	0	0	0	600,000
58000 Earning On Investments	0	0	0	1,000
TOTAL REVENUES	0	0	0	601,000
EXPENDITURES				
11114400 Opioid Remediation	0	0	0	601,000
TOTAL EXPENDITURES	0	0	0	601,000
<b>OPERATING EXPENSES</b>	<b>ACTUAL FY 20-21</b>	<b>ACTUAL FY 21-22</b>	<b>ADOPTED FY 22-23</b>	<b>ADOPTED FY 23-24</b>
69000 MISCELLANEOUS	0	0	0	601,000
<b>TOTAL</b>	<b>0</b>	<b>0</b>	<b>0</b>	<b>601,000</b>

**Opioid Remediation**

<b>POLICE DEPARTMENT</b>		<b>ACCOUNTING UNIT</b>			
<b>OPIOID REMEDIATION REVENUE</b>		<b>11114002</b>			
Account Code	LINE ITEM RESOURCES	ACTUAL FY 20-21	ACTUAL FY 21-22	ADOPTED FY 22-23	ADOPTED FY 23-24
57996	Settlements	0	0	0	600,000
58000	Earning On Investments	0	0	0	1,000
	<b>SUBTOTAL REVENUES</b>	<b>0</b>	<b>0</b>	<b>0</b>	<b>601,000</b>
	<b>TOTAL</b>	<b>0</b>	<b>0</b>	<b>0</b>	<b>601,000</b>

**Opioid Remediation**

<b>POLICE DEPARTMENT</b>		<b>ACCOUNTING UNIT</b>			
<b>Opioid Remediation</b>		<b>11114400</b>			
<b>Account Code</b>	<b>LINE ITEM RESOURCES</b>	<b>ACTUAL FY 20-21</b>	<b>ACTUAL FY 21-22</b>	<b>ADOPTED FY 22-23</b>	<b>ADOPTED FY 23-24</b>
69011	Reserve Appropriation	0	0	0	601,000
	<b>SUBTOTAL MISCELLANEOUS</b>	<b>0</b>	<b>0</b>	<b>0</b>	<b>601,000</b>
	<b>TOTAL</b>	<b>0</b>	<b>0</b>	<b>0</b>	<b>601,000</b>

**OES UASI  
DEPARTMENT RESOURCE SUMMARY**

**POLICE DEPARTMENT**

ACTIVITIES	ACTUAL FY 20-21	ACTUAL FY 21-22	ADOPTED FY 22-23	ADOPTED FY 23-24
REVENUES				
52001 Federal Grant-Indirect	2,888,383	1,343,843	6,941,060	444,680
TOTAL REVENUES	2,888,383	1,343,843	6,941,060	444,680
EXPENDITURES				
12514407 UASI CAL OES SANTA ANA	1,111,313	896,163	6,200,150	460,540
12514491 UASI CAL OES ANAHEIM	512,934	788,778	740,910	0
TOTAL EXPENDITURES	1,624,247	1,684,940	6,941,060	460,540
OPERATING EXPENSES	ACTUAL FY 20-21	ACTUAL FY 21-22	ADOPTED FY 22-23	ADOPTED FY 23-24
61000 SALARIES & BENEFITS	368,553	510,507	463,790	460,540
62000 CONTRACTUALS	574,229	907,892	1,767,310	0
63000 COMMODITIES	24,372	66,781	42,290	0
65000 FIXED CHARGES	0	5,570	29,530	0
66000 CAPITAL	353,646	0	162,340	0
69000 MISCELLANEOUS	303,448	194,190	4,475,800	0
<b>TOTAL</b>	<b>1,624,247</b>	<b>1,684,940</b>	<b>6,941,060</b>	<b>460,540</b>



**OES UASI**

POLICE DEPARTMENT		ACCOUNTING UNIT			
UASI		12514002			
Account Code	LINE ITEM RESOURCES	ACTUAL FY 20-21	ACTUAL FY 21-22	ADOPTED FY 22-23	ADOPTED FY 23-24
52001	Federal Grant-Indirect	2,888,383	1,343,843	6,941,060	444,680
	<b>SUBTOTAL REVENUES</b>	<b>2,888,383</b>	<b>1,343,843</b>	<b>6,941,060</b>	<b>444,680</b>
	<b>TOTAL</b>	<b>2,888,383</b>	<b>1,343,843</b>	<b>6,941,060</b>	<b>444,680</b>

**OES UASI**

<b>POLICE DEPARTMENT</b>		<b>ACCOUNTING UNIT</b>			
<b>UASI CAL OES SANTA ANA</b>		<b>12514407</b>			
<b>Account Code</b>	<b>LINE ITEM RESOURCES</b>	<b>ACTUAL FY 20-21</b>	<b>ACTUAL FY 21-22</b>	<b>ADOPTED FY 22-23</b>	<b>ADOPTED FY 23-24</b>
61000	Salaries Regular	30,272	194,277	311,540	341,670
61040	Salaries Overtime	(1,884)	101,638	36,400	0
61100	Retirement-Employer Normal Cost	6,590	29,640	45,360	54,700
61120	Medicare Insurance	610	3,352	4,500	4,630
61130	Health Insurance	5,259	22,680	39,480	43,680
61170	Retiree Health Benefits	564	9,427	5,890	0
61180	Worker Compensation Insurance	6,385	(4,040)	2,580	15,860
	<b>SUBTOTAL SALARIES &amp; BENEFITS</b>	<b>47,797</b>	<b>356,975</b>	<b>445,750</b>	<b>460,540</b>
62010	Communications	0	0	1,250	0
62120	Training, Transportation, Meetings	(1,350)	2,593	10,000	0
62300	Contract Services-Professional	407,627	313,152	1,064,610	0
62600	Parking Validation	21	211	0	0
	<b>SUBTOTAL CONTRACTUALS</b>	<b>406,297</b>	<b>315,956</b>	<b>1,075,860</b>	<b>0</b>
63001	Miscellaneous Operating Expenses	126	23,472	37,290	0
	<b>SUBTOTAL COMMODITIES</b>	<b>126</b>	<b>23,472</b>	<b>37,290</b>	<b>0</b>
65040	IT Maintenance Charge	0	0	11,160	0
65100	Insurance Charges	0	4,870	1,960	0
65105	Benefits Overhead	0	700	330	0
	<b>SUBTOTAL FIXED CHARGES</b>	<b>0</b>	<b>5,570</b>	<b>13,450</b>	<b>0</b>
66400	Machinery & Equipment	353,646	0	152,000	0
	<b>SUBTOTAL CAPITAL</b>	<b>353,646</b>	<b>0</b>	<b>152,000</b>	<b>0</b>
69140	Payments to Districts	303,448	194,190	4,475,800	0
	<b>SUBTOTAL MISCELLANEOUS</b>	<b>303,448</b>	<b>194,190</b>	<b>4,475,800</b>	<b>0</b>
	<b>TOTAL</b>	<b>1,111,313</b>	<b>896,163</b>	<b>6,200,150</b>	<b>460,540</b>

**OES UASI**

POLICE DEPARTMENT		ACCOUNTING UNIT			
UASI CAL OES ANAHEIM		12514491			
Account Code	LINE ITEM RESOURCES	ACTUAL FY 20-21	ACTUAL FY 21-22	ADOPTED FY 22-23	ADOPTED FY 23-24
61000	Salaries Regular	212,009	91,723	0	0
61040	Salaries Overtime	30,505	36,062	0	0
61100	Retirement-Employer Normal Cost	27,390	15,703	0	0
61120	Medicare Insurance	3,425	1,600	0	0
61130	Health Insurance	24,372	11,168	0	0
61170	Retiree Health Benefits	3,900	0	0	0
61180	Worker Compensation Insurance	19,155	(2,724)	18,040	0
	<b>SUBTOTAL SALARIES &amp; BENEFITS</b>	<b>320,756</b>	<b>153,532</b>	<b>18,040</b>	<b>0</b>
62120	Training, Transportation, Meetings	(1,875)	0	3,500	0
62300	Contract Services-Professional	169,807	591,936	687,950	0
	<b>SUBTOTAL CONTRACTUALS</b>	<b>167,932</b>	<b>591,936</b>	<b>691,450</b>	<b>0</b>
63001	Miscellaneous Operating Expenses	24,246	43,309	5,000	0
	<b>SUBTOTAL COMMODITIES</b>	<b>24,246</b>	<b>43,309</b>	<b>5,000</b>	<b>0</b>
65100	Insurance Charges	0	0	13,760	0
65105	Benefits Overhead	0	0	2,320	0
	<b>SUBTOTAL FIXED CHARGES</b>	<b>0</b>	<b>0</b>	<b>16,080</b>	<b>0</b>
66400	Machinery & Equipment	0	0	10,340	0
	<b>SUBTOTAL CAPITAL</b>	<b>0</b>	<b>0</b>	<b>10,340</b>	<b>0</b>
	<b>TOTAL</b>	<b>512,934</b>	<b>788,778</b>	<b>740,910</b>	<b>0</b>

**D.O.J. GRANT FUND  
DEPARTMENT RESOURCE SUMMARY**

**POLICE DEPARTMENT**

ACTIVITIES	ACTUAL FY 20-21	ACTUAL FY 21-22	ADOPTED FY 22-23	ADOPTED FY 23-24
<b>REVENUES</b>				
52000 Federal Grant-Direct	0	731,634	8,200	0
52001 Federal Grant-Indirect	260,345	126,991	438,010	0
58000 Earning On Investments	84	(77)	0	0
<b>TOTAL REVENUES</b>	<b>260,429</b>	<b>858,548</b>	<b>446,210</b>	<b>0</b>
<b>EXPENDITURES</b>				
12714406 OVW-Impr Criminal Justice Resp	104,206	78,240	8,200	0
12714409 COPS GRANT HIRING PROGRAM	99,372	731,634	438,010	0
12714410 BODY WORN CAMERA GRANT	28,598	28,598	0	0
<b>TOTAL EXPENDITURES</b>	<b>232,176</b>	<b>838,472</b>	<b>446,210</b>	<b>0</b>
OPERATING EXPENSES	ACTUAL FY 20-21	ACTUAL FY 21-22	ADOPTED FY 22-23	ADOPTED FY 23-24
61000 SALARIES & BENEFITS	203,578	809,874	446,210	0
62000 CONTRACTUALS	28,598	28,598	0	0
<b>TOTAL</b>	<b>232,176</b>	<b>838,472</b>	<b>446,210</b>	<b>0</b>

**D.O.J. GRANT FUND**

POLICE DEPARTMENT		ACCOUNTING UNIT			
DOJ Grants		12714002			
Account Code	LINE ITEM RESOURCES	ACTUAL FY 20-21	ACTUAL FY 21-22	ADOPTED FY 22-23	ADOPTED FY 23-24
52000	Federal Grant-Direct	0	731,634	8,200	0
52001	Federal Grant-Indirect	260,345	126,991	438,010	0
58000	Earning On Investments	84	(77)	0	0
	<b>SUBTOTAL REVENUES</b>	<b>260,429</b>	<b>858,548</b>	<b>446,210</b>	<b>0</b>
	<b>TOTAL</b>	<b>260,429</b>	<b>858,548</b>	<b>446,210</b>	<b>0</b>

**D.O.J. GRANT FUND**

<b>POLICE DEPARTMENT</b>		<b>ACCOUNTING UNIT</b>			
<b>OVW-Impr Criminal Justice Resp</b>		<b>12714406</b>			
<b>Account Code</b>	<b>LINE ITEM RESOURCES</b>	<b>ACTUAL FY 20-21</b>	<b>ACTUAL FY 21-22</b>	<b>ADOPTED FY 22-23</b>	<b>ADOPTED FY 23-24</b>
61040	Salaries Overtime	104,206	78,240	8,200	0
	<b>SUBTOTAL SALARIES &amp; BENEFITS</b>	<b>104,206</b>	<b>78,240</b>	<b>8,200</b>	<b>0</b>
	<b>TOTAL</b>	<b>104,206</b>	<b>78,240</b>	<b>8,200</b>	<b>0</b>

**D.O.J. GRANT FUND**

POLICE DEPARTMENT		ACCOUNTING UNIT			
COPS GRANT HIRING PROGRAM		12714409			
Account Code	LINE ITEM RESOURCES	ACTUAL FY 20-21	ACTUAL FY 21-22	ADOPTED FY 22-23	ADOPTED FY 23-24
61000	Salaries Regular	76,449	516,587	321,450	0
61100	Retirement-Employer Normal Cost	9,224	100,280	44,320	0
61120	Medicare Insurance	1,099	7,447	4,660	0
61130	Health Insurance	12,600	107,321	67,580	0
	<b>SUBTOTAL SALARIES &amp; BENEFITS</b>	<b>99,372</b>	<b>731,634</b>	<b>438,010</b>	<b>0</b>
	<b>TOTAL</b>	<b>99,372</b>	<b>731,634</b>	<b>438,010</b>	<b>0</b>

**D.O.J. GRANT FUND**

<b>POLICE DEPARTMENT</b>		<b>ACCOUNTING UNIT</b>			
<b>BODY WORN CAMERA GRANT</b>		<b>12714410</b>			
Account Code	LINE ITEM RESOURCES	ACTUAL FY 20-21	ACTUAL FY 21-22	ADOPTED FY 22-23	ADOPTED FY 23-24
62300	Contract Services-Professional	28,598	28,598	0	0
	<b>SUBTOTAL CONTRACTUALS</b>	<b>28,598</b>	<b>28,598</b>	<b>0</b>	<b>0</b>
	<b>TOTAL</b>	<b>28,598</b>	<b>28,598</b>	<b>0</b>	<b>0</b>



**LAW ENFORCEMENT GRANTS  
DEPARTMENT RESOURCE SUMMARY**

**POLICE DEPARTMENT**

ACTIVITIES	ACTUAL FY 20-21	ACTUAL FY 21-22	ADOPTED FY 22-23	ADOPTED FY 23-24
<b>REVENUES</b>				
52001 Federal Grant-Indirect	134,932	360,488	49,050	0
52026 State Grants-Indirect SLESF	799,331	819,566	0	800,000
58000 Earning On Investments	8,372	8,437	0	8,000
TOTAL REVENUES	942,635	1,188,491	49,050	808,000
<b>EXPENDITURES</b>				
12814407 SUPPLEMENTAL LAW ENFORCEMENT SERVICES ACCOUNT (SLESA)	745,886	524,792	829,970	808,000
12814409 BYRNE JUSTICE ASSISTANCE (JAG)	164,028	82,600	0	0
12814414 EMPG Grant	0	48,338	0	0
12814416 HMGP	0	0	74,000	0
12814417 SEXUAL ASSAULT EVIDENCE GRANT	19,836	12,174	0	0
TOTAL EXPENDITURES	929,750	667,905	903,970	808,000
OPERATING EXPENSES	ACTUAL FY 20-21	ACTUAL FY 21-22	ADOPTED FY 22-23	ADOPTED FY 23-24
61000 SALARIES & BENEFITS	76,231	97,148	0	0
62000 CONTRACTUALS	514,722	481,854	571,980	0
63000 COMMODITIES	215,886	40,565	331,990	0
66000 CAPITAL	122,912	48,338	0	0
69000 MISCELLANEOUS	0	0	0	808,000
<b>TOTAL</b>	<b>929,750</b>	<b>667,905</b>	<b>903,970</b>	<b>808,000</b>

**LAW ENFORCEMENT GRANTS**

<b>POLICE DEPARTMENT</b>		<b>ACCOUNTING UNIT</b>			
<b>HMGP</b>		<b>12814416</b>			
<b>Account Code</b>	<b>LINE ITEM RESOURCES</b>	<b>ACTUAL FY 20-21</b>	<b>ACTUAL FY 21-22</b>	<b>ADOPTED FY 22-23</b>	<b>ADOPTED FY 23-24</b>
62300	Contract Services-Professional	0	0	74,000	0
	<b>SUBTOTAL CONTRACTUALS</b>	<b>0</b>	<b>0</b>	<b>74,000</b>	<b>0</b>
	<b>TOTAL</b>	<b>0</b>	<b>0</b>	<b>74,000</b>	<b>0</b>

**LAW ENFORCEMENT GRANTS**

<b>POLICE DEPARTMENT</b>		<b>ACCOUNTING UNIT</b>			
<b>SEXUAL ASSAULT EVIDENCE GRANT</b>		<b>12814417</b>			
Account Code	LINE ITEM RESOURCES	ACTUAL FY 20-21	ACTUAL FY 21-22	ADOPTED FY 22-23	ADOPTED FY 23-24
61040	Salaries Overtime	19,836	12,174	0	0
	<b>SUBTOTAL SALARIES &amp; BENEFITS</b>	<b>19,836</b>	<b>12,174</b>	<b>0</b>	<b>0</b>
	<b>TOTAL</b>	<b>19,836</b>	<b>12,174</b>	<b>0</b>	<b>0</b>

**LAW ENFORCEMENT GRANTS**

<b>POLICE DEPARTMENT</b>		<b>ACCOUNTING UNIT</b>			
<b>LAW ENFORCEMENT GRANTS REVENUE</b>		<b>12814002</b>			
Account Code	LINE ITEM RESOURCES	ACTUAL FY 20-21	ACTUAL FY 21-22	ADOPTED FY 22-23	ADOPTED FY 23-24
52001	Federal Grant-Indirect	134,932	360,488	49,050	0
52026	State Grants-Indirect SLESF	799,331	819,566	0	800,000
58000	Earning On Investments	8,372	8,437	0	8,000
<b>SUBTOTAL REVENUES</b>		<b>942,635</b>	<b>1,188,491</b>	<b>49,050</b>	<b>808,000</b>
<b>TOTAL</b>		<b>942,635</b>	<b>1,188,491</b>	<b>49,050</b>	<b>808,000</b>

**LAW ENFORCEMENT GRANTS**

POLICE DEPARTMENT		ACCOUNTING UNIT			
SUPPLEMENTAL LAW ENFORCEMENT SERVICES ACCOUNT (SLESA)		12814407			
Account Code	LINE ITEM RESOURCES	ACTUAL FY 20-21	ACTUAL FY 21-22	ADOPTED FY 22-23	ADOPTED FY 23-24
62300	Contract Services-Professional	514,722	476,040	497,980	0
	<b>SUBTOTAL CONTRACTUALS</b>	<b>514,722</b>	<b>476,040</b>	<b>497,980</b>	<b>0</b>
63001	Miscellaneous Operating Expenses	108,252	48,752	331,990	0
	<b>SUBTOTAL COMMODITIES</b>	<b>108,252</b>	<b>48,752</b>	<b>331,990</b>	<b>0</b>
66400	Machinery & Equipment	122,912	0	0	0
	<b>SUBTOTAL CAPITAL</b>	<b>122,912</b>	<b>0</b>	<b>0</b>	<b>0</b>
69011	Reserve Appropriation	0	0	0	808,000
	<b>SUBTOTAL MISCELLANEOUS</b>	<b>0</b>	<b>0</b>	<b>0</b>	<b>808,000</b>
	<b>TOTAL</b>	<b>745,886</b>	<b>524,792</b>	<b>829,970</b>	<b>808,000</b>

**LAW ENFORCEMENT GRANTS**

POLICE DEPARTMENT		ACCOUNTING UNIT			
BYRNE JUSTICE ASSISTANCE (JAG)		12814409			
Account Code	LINE ITEM RESOURCES	ACTUAL FY 20-21	ACTUAL FY 21-22	ADOPTED FY 22-23	ADOPTED FY 23-24
61040	Salaries Overtime	56,414	84,974	0	0
61180	Worker Compensation Insurance	(19)	0	0	0
	<b>SUBTOTAL SALARIES &amp; BENEFITS</b>	<b>56,395</b>	<b>84,974</b>	<b>0</b>	<b>0</b>
62120	Training, Transportation, Meetings	0	5,814	0	0
	<b>SUBTOTAL CONTRACTUALS</b>	<b>0</b>	<b>5,814</b>	<b>0</b>	<b>0</b>
63001	Miscellaneous Operating Expenses	107,633	(8,188)	0	0
	<b>SUBTOTAL COMMODITIES</b>	<b>107,633</b>	<b>(8,188)</b>	<b>0</b>	<b>0</b>
	<b>TOTAL</b>	<b>164,028</b>	<b>82,600</b>	<b>0</b>	<b>0</b>

**LAW ENFORCEMENT GRANTS**

<b>POLICE DEPARTMENT</b>		<b>ACCOUNTING UNIT</b>			
<b>EMPG Grant</b>		<b>12814414</b>			
Account Code	LINE ITEM RESOURCES	ACTUAL FY 20-21	ACTUAL FY 21-22	ADOPTED FY 22-23	ADOPTED FY 23-24
66400	Machinery & Equipment	0	48,338	0	0
	<b>SUBTOTAL CAPITAL</b>	<b>0</b>	<b>48,338</b>	<b>0</b>	<b>0</b>
	<b>TOTAL</b>	<b>0</b>	<b>48,338</b>	<b>0</b>	<b>0</b>

**OFFICE OF TRAFFIC SAFETY GRANT  
DEPARTMENT RESOURCE SUMMARY**

**POLICE DEPARTMENT**

<b>ACTIVITIES</b>		<b>ACTUAL FY 20-21</b>	<b>ACTUAL FY 21-22</b>	<b>ADOPTED FY 22-23</b>	<b>ADOPTED FY 23-24</b>
REVENUES					
52001	Federal Grant-Indirect	563,341	567,161	165,000	139,300
	<b>TOTAL REVENUES</b>	563,341	567,161	165,000	139,300
EXPENDITURES					
16514414	SELECTIVE TRAFFIC ENFORCEMENT	520,188	554,691	165,000	139,300
	<b>TOTAL EXPENDITURES</b>	520,188	554,691	165,000	139,300
<b>OPERATING EXPENSES</b>		<b>ACTUAL FY 20-21</b>	<b>ACTUAL FY 21-22</b>	<b>ADOPTED FY 22-23</b>	<b>ADOPTED FY 23-24</b>
61000	SALARIES & BENEFITS	463,593	532,353	165,000	139,300
62000	CONTRACTUALS	19,875	2,030	0	0
63000	COMMODITIES	11,920	20,307	0	0
66000	CAPITAL	24,800	0	0	0
	<b>TOTAL</b>	<b>520,188</b>	<b>554,691</b>	<b>165,000</b>	<b>139,300</b>



**OFFICE OF TRAFFIC SAFETY GRANT**

<b>POLICE DEPARTMENT</b>		<b>ACCOUNTING UNIT</b>			
<b>OTS-TRAFFIC OFFENDER PRGRM GR</b>		<b>16514002</b>			
<b>Account Code</b>	<b>LINE ITEM RESOURCES</b>	<b>ACTUAL FY 20-21</b>	<b>ACTUAL FY 21-22</b>	<b>ADOPTED FY 22-23</b>	<b>ADOPTED FY 23-24</b>
52001	Federal Grant-Indirect	563,341	567,161	165,000	139,300
	<b>SUBTOTAL REVENUES</b>	<b>563,341</b>	<b>567,161</b>	<b>165,000</b>	<b>139,300</b>
	<b>TOTAL</b>	<b>563,341</b>	<b>567,161</b>	<b>165,000</b>	<b>139,300</b>

**OFFICE OF TRAFFIC SAFETY GRANT**

POLICE DEPARTMENT		ACCOUNTING UNIT			
SELECTIVE TRAFFIC ENFORCEMENT		16514414			
Account Code	LINE ITEM RESOURCES	ACTUAL FY 20-21	ACTUAL FY 21-22	ADOPTED FY 22-23	ADOPTED FY 23-24
61040	Salaries Overtime	463,593	532,353	165,000	139,300
	<b>SUBTOTAL SALARIES &amp; BENEFITS</b>	<b>463,593</b>	<b>532,353</b>	<b>165,000</b>	<b>139,300</b>
62120	Training, Transportation, Meetings	275	2,030	0	0
62300	Contract Services-Professional	19,600	0	0	0
	<b>SUBTOTAL CONTRACTUALS</b>	<b>19,875</b>	<b>2,030</b>	<b>0</b>	<b>0</b>
63001	Miscellaneous Operating Expenses	11,920	20,307	0	0
	<b>SUBTOTAL COMMODITIES</b>	<b>11,920</b>	<b>20,307</b>	<b>0</b>	<b>0</b>
66400	Machinery & Equipment	24,800	0	0	0
	<b>SUBTOTAL CAPITAL</b>	<b>24,800</b>	<b>0</b>	<b>0</b>	<b>0</b>
	<b>TOTAL</b>	<b>520,188</b>	<b>554,691</b>	<b>165,000</b>	<b>139,300</b>

**US DOJ ASSET FORFEITURE FUND  
DEPARTMENT RESOURCE SUMMARY**

**POLICE DEPARTMENT**

<b>ACTIVITIES</b>		<b>ACTUAL FY 20-21</b>	<b>ACTUAL FY 21-22</b>	<b>ADOPTED FY 22-23</b>	<b>ADOPTED FY 23-24</b>
<b>REVENUES</b>					
57405	Evidence Recovery/DOJ	25,463	0	0	0
57410	Evidence Recovery/RNSP	248,837	4,903	0	0
58000	Earning On Investments	11,002	8,446	0	0
	<b>TOTAL REVENUES</b>	<b>285,302</b>	<b>13,349</b>	<b>0</b>	<b>0</b>
<b>EXPENDITURES</b>					
16614450	US DEPT OF JUSTICE AFF	498,666	430,124	758,500	500,000
	<b>TOTAL EXPENDITURES</b>	<b>498,666</b>	<b>430,124</b>	<b>758,500</b>	<b>500,000</b>
<b>OPERATING EXPENSES</b>		<b>ACTUAL FY 20-21</b>	<b>ACTUAL FY 21-22</b>	<b>ADOPTED FY 22-23</b>	<b>ADOPTED FY 23-24</b>
61000	SALARIES & BENEFITS	21,879	0	35,510	20,000
62000	CONTRACTUALS	259,578	259,578	359,510	467,360
63000	COMMODITIES	0	22,983	359,510	10,000
65000	FIXED CHARGES	2,652	0	3,970	2,640
66000	CAPITAL	214,557	147,563	0	0
	<b>TOTAL</b>	<b>498,666</b>	<b>430,124</b>	<b>758,500</b>	<b>500,000</b>

**US DOJ ASSET FORFEITURE FUND**

POLICE DEPARTMENT		ACCOUNTING UNIT			
US DOJ ASSET FORFEITURE FUND		16614002			
Account Code	LINE ITEM RESOURCES	ACTUAL FY 20-21	ACTUAL FY 21-22	ADOPTED FY 22-23	ADOPTED FY 23-24
57405	Evidence Recovery/DOJ	25,463	0	0	0
57410	Evidence Recovery/RNSP	248,837	4,903	0	0
58000	Earning On Investments	11,002	8,446	0	0
	<b>SUBTOTAL REVENUES</b>	<b>285,302</b>	<b>13,349</b>	<b>0</b>	<b>0</b>
	<b>TOTAL</b>	<b>285,302</b>	<b>13,349</b>	<b>0</b>	<b>0</b>

**US DOJ ASSET FORFEITURE FUND**

POLICE DEPARTMENT		ACCOUNTING UNIT			
US DEPT OF JUSTICE AFF		16614450			
Account Code	LINE ITEM RESOURCES	ACTUAL FY 20-21	ACTUAL FY 21-22	ADOPTED FY 22-23	ADOPTED FY 23-24
61040	Salaries Overtime	21,879	0	35,510	20,000
	<b>SUBTOTAL SALARIES &amp; BENEFITS</b>	<b>21,879</b>	<b>0</b>	<b>35,510</b>	<b>20,000</b>
62120	Training, Transportation, Meetings	0	0	0	25,000
62300	Contract Services-Professional	259,578	259,578	359,510	442,360
	<b>SUBTOTAL CONTRACTUALS</b>	<b>259,578</b>	<b>259,578</b>	<b>359,510</b>	<b>467,360</b>
63001	Miscellaneous Operating Expenses	0	22,983	359,510	10,000
	<b>SUBTOTAL COMMODITIES</b>	<b>0</b>	<b>22,983</b>	<b>359,510</b>	<b>10,000</b>
65400	Indirect Costs	2,652	0	3,970	2,640
	<b>SUBTOTAL FIXED CHARGES</b>	<b>2,652</b>	<b>0</b>	<b>3,970</b>	<b>2,640</b>
66400	Machinery & Equipment	214,557	147,563	0	0
	<b>SUBTOTAL CAPITAL</b>	<b>214,557</b>	<b>147,563</b>	<b>0</b>	<b>0</b>
	<b>TOTAL</b>	<b>498,666</b>	<b>430,124</b>	<b>758,500</b>	<b>500,000</b>

**US TREASURY ASSET FORFEITURE  
DEPARTMENT RESOURCE SUMMARY**

**POLICE DEPARTMENT**

<b>ACTIVITIES</b>		<b>ACTUAL FY 20-21</b>	<b>ACTUAL FY 21-22</b>	<b>ADOPTED FY 22-23</b>	<b>ADOPTED FY 23-24</b>
<b>REVENUES</b>					
57410	Evidence Recovery/RNSP	10,582	0	0	0
58000	Earning On Investments	1,487	1,051	0	0
	<b>TOTAL REVENUES</b>	<b>12,068</b>	<b>1,051</b>	<b>0</b>	<b>0</b>
<b>EXPENDITURES</b>					
16714455	US DEPT OF TREASURY AFF	179,995	0	139,280	155,000
	<b>TOTAL EXPENDITURES</b>	<b>179,995</b>	<b>0</b>	<b>139,280</b>	<b>155,000</b>
<b>OPERATING EXPENSES</b>		<b>ACTUAL FY 20-21</b>	<b>ACTUAL FY 21-22</b>	<b>ADOPTED FY 22-23</b>	<b>ADOPTED FY 23-24</b>
62000	CONTRACTUALS	0	0	83,570	155,000
63000	COMMODITIES	41,697	0	55,710	0
66000	CAPITAL	138,298	0	0	0
	<b>TOTAL</b>	<b>179,995</b>	<b>0</b>	<b>139,280</b>	<b>155,000</b>

**US TREASURY ASSET FORFEITURE**

<b>POLICE DEPARTMENT</b>		<b>ACCOUNTING UNIT</b>			
<b>US TREASURY ASSET FORFEITURE</b>		<b>16714002</b>			
<b>Account Code</b>	<b>LINE ITEM RESOURCES</b>	<b>ACTUAL FY 20-21</b>	<b>ACTUAL FY 21-22</b>	<b>ADOPTED FY 22-23</b>	<b>ADOPTED FY 23-24</b>
57410	Evidence Recovery/RNSP	10,582	0	0	0
58000	Earning On Investments	1,487	1,051	0	0
	<b>SUBTOTAL REVENUES</b>	<b>12,068</b>	<b>1,051</b>	<b>0</b>	<b>0</b>
	<b>TOTAL</b>	<b>12,068</b>	<b>1,051</b>	<b>0</b>	<b>0</b>

**US TREASURY ASSET FORFEITURE**

POLICE DEPARTMENT		ACCOUNTING UNIT			
US DEPT OF TREASURY AFF		16714455			
Account Code	LINE ITEM RESOURCES	ACTUAL FY 20-21	ACTUAL FY 21-22	ADOPTED FY 22-23	ADOPTED FY 23-24
62300	Contract Services-Professional	0	0	83,570	155,000
	<b>SUBTOTAL CONTRACTUALS</b>	<b>0</b>	<b>0</b>	<b>83,570</b>	<b>155,000</b>
63001	Miscellaneous Operating Expenses	41,697	0	55,710	0
	<b>SUBTOTAL COMMODITIES</b>	<b>41,697</b>	<b>0</b>	<b>55,710</b>	<b>0</b>
66400	Machinery & Equipment	138,298	0	0	0
	<b>SUBTOTAL CAPITAL</b>	<b>138,298</b>	<b>0</b>	<b>0</b>	<b>0</b>
	<b>TOTAL</b>	<b>179,995</b>	<b>0</b>	<b>139,280</b>	<b>155,000</b>



**CARES Act- CESF PD  
DEPARTMENT RESOURCE SUMMARY**

**POLICE DEPARTMENT**

<b>ACTIVITIES</b>		<b>ACTUAL FY 20-21</b>	<b>ACTUAL FY 21-22</b>	<b>ADOPTED FY 22-23</b>	<b>ADOPTED FY 23-24</b>
REVENUES					
52008	Federal Grant-Direct COVID	368,122	0	0	0
	TOTAL REVENUES	368,122	0	0	0
EXPENDITURES					
17514400	CARES ACT-CESF	23,383	0	0	0
	TOTAL EXPENDITURES	23,383	0	0	0
<b>OPERATING EXPENSES</b>		<b>ACTUAL FY 20-21</b>	<b>ACTUAL FY 21-22</b>	<b>ADOPTED FY 22-23</b>	<b>ADOPTED FY 23-24</b>
61000	SALARIES & BENEFITS	23,383	0	0	0
	<b>TOTAL</b>	<b>23,383</b>	<b>0</b>	<b>0</b>	<b>0</b>

**CARES Act- CESF PD**

<b>POLICE DEPARTMENT</b>		<b>ACCOUNTING UNIT</b>			
<b>CREA-Act-CESF Revenue</b>		<b>17514002</b>			
Account Code	LINE ITEM RESOURCES	ACTUAL FY 20-21	ACTUAL FY 21-22	ADOPTED FY 22-23	ADOPTED FY 23-24
52008	Federal Grant-Direct COVID	368,122	0	0	0
	<b>SUBTOTAL REVENUES</b>	<b>368,122</b>	<b>0</b>	<b>0</b>	<b>0</b>
	<b>TOTAL</b>	<b>368,122</b>	<b>0</b>	<b>0</b>	<b>0</b>

**CARES Act- CESF PD**

<b>POLICE DEPARTMENT</b>		<b>ACCOUNTING UNIT</b>			
<b>CARES ACT-CESF</b>		<b>17514400</b>			
<b>Account Code</b>	<b>LINE ITEM RESOURCES</b>	<b>ACTUAL FY 20-21</b>	<b>ACTUAL FY 21-22</b>	<b>ADOPTED FY 22-23</b>	<b>ADOPTED FY 23-24</b>
61040	Salaries Overtime	23,383	0	0	0
	<b>SUBTOTAL SALARIES &amp; BENEFITS</b>	<b>23,383</b>	<b>0</b>	<b>0</b>	<b>0</b>
	<b>TOTAL</b>	<b>23,383</b>	<b>0</b>	<b>0</b>	<b>0</b>

**CARES ACT-STATE  
DEPARTMENT RESOURCE SUMMARY**

**POLICE DEPARTMENT**

<b>ACTIVITIES</b>		<b>ACTUAL FY 20-21</b>	<b>ACTUAL FY 21-22</b>	<b>ADOPTED FY 22-23</b>	<b>ADOPTED FY 23-24</b>
EXPENDITURES					
17614400	CARES ACT-STATE PD	4,451,309	0	0	0
	TOTAL EXPENDITURES	4,451,309	0	0	0
<b>OPERATING EXPENSES</b>		<b>ACTUAL FY 20-21</b>	<b>ACTUAL FY 21-22</b>	<b>ADOPTED FY 22-23</b>	<b>ADOPTED FY 23-24</b>
61000	SALARIES & BENEFITS	4,451,309	0	0	0
	<b>TOTAL</b>	<b>4,451,309</b>	<b>0</b>	<b>0</b>	<b>0</b>

**CARES ACT-STATE**

<b>POLICE DEPARTMENT</b>		<b>ACCOUNTING UNIT</b>			
<b>CARES ACT-STATE PD</b>		<b>17614400</b>			
<b>Account Code</b>	<b>LINE ITEM RESOURCES</b>	<b>ACTUAL FY 20-21</b>	<b>ACTUAL FY 21-22</b>	<b>ADOPTED FY 22-23</b>	<b>ADOPTED FY 23-24</b>
61000	Salaries Regular	4,451,309	0	0	0
	<b>SUBTOTAL SALARIES &amp; BENEFITS</b>	<b>4,451,309</b>	<b>0</b>	<b>0</b>	<b>0</b>
	<b>TOTAL</b>	<b>4,451,309</b>	<b>0</b>	<b>0</b>	<b>0</b>

**American Rescue Plan Act  
DEPARTMENT RESOURCE SUMMARY**

**POLICE DEPARTMENT**

ACTIVITIES	ACTUAL FY 20-21	ACTUAL FY 21-22	ADOPTED FY 22-23	ADOPTED FY 23-24
EXPENDITURES				
18114013 ARPA-PD	0	79,798	36,660	102,520
TOTAL EXPENDITURES	0	79,798	36,660	102,520
OPERATING EXPENSES	ACTUAL FY 20-21	ACTUAL FY 21-22	ADOPTED FY 22-23	ADOPTED FY 23-24
61000 SALARIES & BENEFITS	0	0	36,660	102,520
62000 CONTRACTUALS	0	63,572	0	0
63000 COMMODITIES	0	16,227	0	0
<b>TOTAL</b>	<b>0</b>	<b>79,798</b>	<b>36,660</b>	<b>102,520</b>

**American Rescue Plan Act**

<b>POLICE DEPARTMENT</b>		<b>ACCOUNTING UNIT</b>			
<b>ARPA-PD</b>		<b>18114013</b>			
<b>Account Code</b>	<b>LINE ITEM RESOURCES</b>	<b>ACTUAL FY 20-21</b>	<b>ACTUAL FY 21-22</b>	<b>ADOPTED FY 22-23</b>	<b>ADOPTED FY 23-24</b>
61000	Salaries Regular	0	0	0	71,160
61020	Salaries Part-Time	0	0	34,840	0
61100	Retirement-Employer Normal Cost	0	0	0	8,680
61102	Retirement- Employer Unfunded- Miscellaneous	0	0	0	6,080
61110	Part-Time Retirement	0	0	1,310	0
61120	Medicare Insurance	0	0	510	1,000
61130	Health Insurance	0	0	0	15,600
	<b>SUBTOTAL SALARIES &amp; BENEFITS</b>	<b>0</b>	<b>0</b>	<b>36,660</b>	<b>102,520</b>
62300	Contract Services-Professional	0	63,572	0	0
	<b>SUBTOTAL CONTRACTUALS</b>	<b>0</b>	<b>63,572</b>	<b>0</b>	<b>0</b>
63001	Miscellaneous Operating Expenses	0	16,227	0	0
	<b>SUBTOTAL COMMODITIES</b>	<b>0</b>	<b>16,227</b>	<b>0</b>	<b>0</b>
	<b>TOTAL</b>	<b>0</b>	<b>79,798</b>	<b>36,660</b>	<b>102,520</b>



**This Page Intentionally  
Left Blank**



# Fire & Emergency Medical Services





**This Page Intentionally  
Left Blank**

# Fire & Emergency Medical Services

## REVENUE

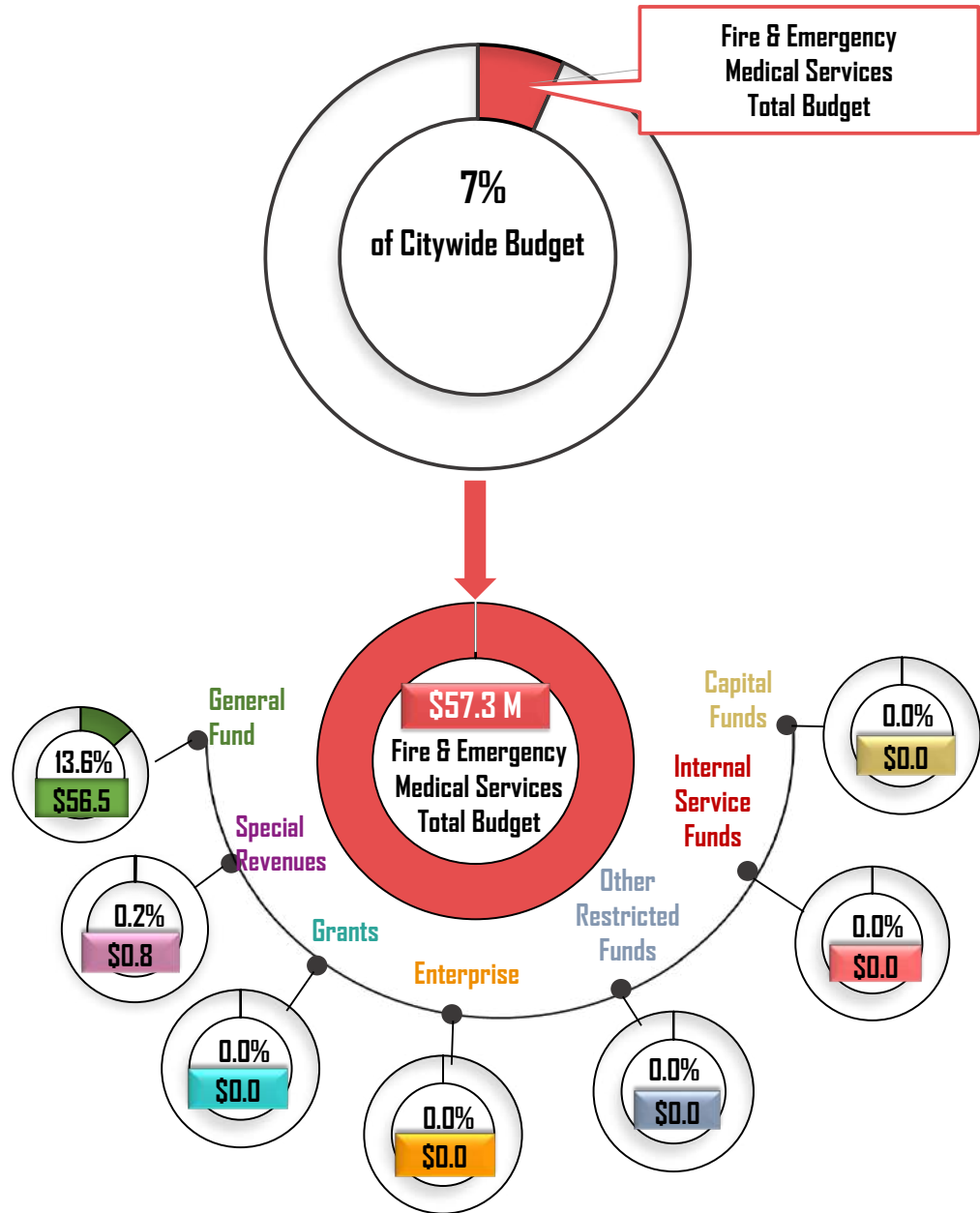
Fund	ACTUAL FY 20-21	ACTUAL FY 21-22	ADOPTED FY 22-23	ADOPTED FY 23-24
011 GENERAL FUND	5,844,480	6,197,237	6,695,000	6,775,000
120 FIRE FACILITIES FUND	1,072,199	1,588,791	780,100	612,960
<b>TOTAL REVENUE</b>	<b>6,916,679</b>	<b>7,786,028</b>	<b>7,475,100</b>	<b>7,387,960</b>

## EXPENDITURE

Fund	ACTUAL FY 20-21	ACTUAL FY 21-22	ADOPTED FY 22-23	ADOPTED FY 23-24
011 GENERAL FUND	45,772,912	50,684,346	53,956,950	56,483,060
120 FIRE FACILITIES FUND	839,252	611,730	2,728,100	811,900
174 CARES ACT	15,815	-	-	-
176 CARES ACT-STATE	2,795,183	-	-	-
<b>TOTAL EXPENDITURE</b>	<b>49,423,163</b>	<b>51,296,076</b>	<b>56,685,050</b>	<b>57,294,960</b>



**This Page Intentionally  
Left Blank**



\*Special Revenues consist of Fire Facilities



**This Page Intentionally  
Left Blank**

**GENERAL FUND  
DEPARTMENT RESOURCE SUMMARY**

**FIRE & EMERGENCY MEDICAL SERVICES**

ACTIVITIES	ACTUAL FY 20-21	ACTUAL FY 21-22	ADOPTED FY 22-23	ADOPTED FY 23-24
EXPENDITURES				
01115017 FIRE - SERVICE ENHANCEMENT	0	8,453,649	4,489,000	14,187,400
01115330 FIRE SUPPRESSION/EMS	42,726,835	42,230,697	49,467,950	42,295,660
TOTAL EXPENDITURES	42,726,835	50,684,346	53,956,950	56,483,060
OPERATING EXPENSES	ACTUAL FY 20-21	ACTUAL FY 21-22	ADOPTED FY 22-23	ADOPTED FY 23-24
62000 CONTRACTUALS	42,723,075	50,506,823	53,953,270	56,379,400
66000 CAPITAL	0	173,833	0	100,000
68000 TRANSFERS	3,760	3,690	3,680	3,660
<b>TOTAL</b>	<b>42,726,835</b>	<b>50,684,346</b>	<b>53,956,950</b>	<b>56,483,060</b>

**GENERAL FUND**

FIRE & EMERGENCY MEDICAL SERVICES		ACCOUNTING UNIT			
FIRE - SERVICE ENHANCEMENT		01115017			
Account Code	LINE ITEM RESOURCES	ACTUAL FY 20-21	ACTUAL FY 21-22	ADOPTED FY 22-23	ADOPTED FY 23-24
62300	Contract Services-Professional	0	7,217,460	4,175,000	10,675,000
62339	Contract Services-Care Ambulance	0	1,236,189	314,000	3,512,400
	<b>SUBTOTAL CONTRACTUALS</b>	<b>0</b>	<b>8,453,649</b>	<b>4,489,000</b>	<b>14,187,400</b>
	<b>TOTAL</b>	<b>0</b>	<b>8,453,649</b>	<b>4,489,000</b>	<b>14,187,400</b>



**GENERAL FUND**

FIRE & EMERGENCY MEDICAL SERVICES		ACCOUNTING UNIT			
FIRE - ADMIN AND SUPPORT		01115002			
Account Code	LINE ITEM RESOURCES	ACTUAL FY 20-21	ACTUAL FY 21-22	ADOPTED FY 22-23	ADOPTED FY 23-24
53509	Paramedic Subscription Fee	179,274	155,386	195,000	175,000
53510	Paramedic Services Charge	5,665,206	6,041,851	6,500,000	6,600,000
	<b>SUBTOTAL REVENUES</b>	<b>5,844,480</b>	<b>6,197,237</b>	<b>6,695,000</b>	<b>6,775,000</b>
	<b>TOTAL</b>	<b>5,844,480</b>	<b>6,197,237</b>	<b>6,695,000</b>	<b>6,775,000</b>

**GENERAL FUND**

FIRE & EMERGENCY MEDICAL SERVICES		ACCOUNTING UNIT			
FIRE SUPPRESSION/EMS		01115330			
Account Code	LINE ITEM RESOURCES	ACTUAL FY 20-21	ACTUAL FY 21-22	ADOPTED FY 22-23	ADOPTED FY 23-24
62010	Communications	1,342	2,370	0	0
62251	Other Agency Services	13,516	13,675	14,270	14,500
62300	Contract Services-Professional	38,924,697	38,877,894	44,500,000	40,112,400
62338	Contract Services-Wittman Enterprise	271,082	245,053	350,000	350,000
62339	Contract Services-Care Ambulance	3,512,439	2,914,182	4,600,000	1,715,100
	<b>SUBTOTAL CONTRACTUALS</b>	<b>42,723,075</b>	<b>42,053,174</b>	<b>49,464,270</b>	<b>42,192,000</b>
66200	Buildings & Building Improvements	0	173,833	0	100,000
	<b>SUBTOTAL CAPITAL</b>	<b>0</b>	<b>173,833</b>	<b>0</b>	<b>100,000</b>
68000	Transfer to Fund 404 (Police Bldg/Ross Annex Debt)	3,760	3,690	3,680	3,660
	<b>SUBTOTAL TRANSFERS</b>	<b>3,760</b>	<b>3,690</b>	<b>3,680</b>	<b>3,660</b>
	<b>TOTAL</b>	<b>42,726,835</b>	<b>42,230,697</b>	<b>49,467,950</b>	<b>42,295,660</b>

**FIRE FACILITIES FUND  
DEPARTMENT RESOURCE SUMMARY**

**FIRE & EMERGENCY MEDICAL SERVICES**

ACTIVITIES	ACTUAL FY 20-21	ACTUAL FY 21-22	ADOPTED FY 22-23	ADOPTED FY 23-24
REVENUES				
53700 Improvement Fee	1,072,199	1,570,965	780,100	612,960
58000 Earning On Investments	0	17,825	0	0
TOTAL REVENUES	1,072,199	1,588,791	780,100	612,960
EXPENDITURES				
12015330 FIRE FACILITIES FUND	839,252	611,730	2,728,100	811,900
TOTAL EXPENDITURES	839,252	611,730	2,728,100	811,900
OPERATING EXPENSES	ACTUAL FY 20-21	ACTUAL FY 21-22	ADOPTED FY 22-23	ADOPTED FY 23-24
62000 CONTRACTUALS	716,762	611,730	2,728,100	811,900
66000 CAPITAL	122,490	0	0	0
<b>TOTAL</b>	<b>839,252</b>	<b>611,730</b>	<b>2,728,100</b>	<b>811,900</b>

**FIRE FACILITIES FUND**

FIRE & EMERGENCY MEDICAL SERVICES		ACCOUNTING UNIT			
FIRE FACILITIES FUND		12015002			
Account Code	LINE ITEM RESOURCES	ACTUAL FY 20-21	ACTUAL FY 21-22	ADOPTED FY 22-23	ADOPTED FY 23-24
53700	Improvement Fee	1,072,199	1,570,965	780,100	612,960
58000	Earning On Investments	0	17,825	0	0
	<b>SUBTOTAL REVENUES</b>	<b>1,072,199</b>	<b>1,588,791</b>	<b>780,100</b>	<b>612,960</b>
	<b>TOTAL</b>	<b>1,072,199</b>	<b>1,588,791</b>	<b>780,100</b>	<b>612,960</b>

**FIRE FACILITIES FUND**

FIRE & EMERGENCY MEDICAL SERVICES		ACCOUNTING UNIT			
FIRE FACILITIES FUND		12015330			
Account Code	LINE ITEM RESOURCES	ACTUAL FY 20-21	ACTUAL FY 21-22	ADOPTED FY 22-23	ADOPTED FY 23-24
62300	Contract Services-Professional	716,762	611,730	2,728,100	811,900
	<b>SUBTOTAL CONTRACTUALS</b>	<b>716,762</b>	<b>611,730</b>	<b>2,728,100</b>	<b>811,900</b>
66220	Improvements Other Than Building	122,490	0	0	0
	<b>SUBTOTAL CAPITAL</b>	<b>122,490</b>	<b>0</b>	<b>0</b>	<b>0</b>
	<b>TOTAL</b>	<b>839,252</b>	<b>611,730</b>	<b>2,728,100</b>	<b>811,900</b>

**CARES ACT  
DEPARTMENT RESOURCE SUMMARY  
FIRE & EMERGENCY MEDICAL SERVICES**

ACTIVITIES	ACTUAL FY 20-21	ACTUAL FY 21-22	ADOPTED FY 22-23	ADOPTED FY 23-24
EXPENDITURES				
17415300 CARES ACT- CONTY OCFA	15,815	0	0	0
TOTAL EXPENDITURES	15,815	0	0	0
OPERATING EXPENSES	ACTUAL FY 20-21	ACTUAL FY 21-22	ADOPTED FY 22-23	ADOPTED FY 23-24
63000 COMMODITIES	15,815	0	0	0
<b>TOTAL</b>	<b>15,815</b>	<b>0</b>	<b>0</b>	<b>0</b>

**CARES ACT**

**FIRE & EMERGENCY MEDICAL SERVICES**

**ACCOUNTING UNIT**

**CARES ACT- CONTY OCFA**

**17415300**

<b>Account Code</b>	<b>LINE ITEM RESOURCES</b>	<b>ACTUAL FY 20-21</b>	<b>ACTUAL FY 21-22</b>	<b>ADOPTED FY 22-23</b>	<b>ADOPTED FY 23-24</b>
63001	Miscellaneous Operating Expenses	15,815	0	0	0
	<b>SUBTOTAL COMMODITIES</b>	<b>15,815</b>	<b>0</b>	<b>0</b>	<b>0</b>
	<b>TOTAL</b>	<b>15,815</b>	<b>0</b>	<b>0</b>	<b>0</b>

**CARES ACT-STATE  
DEPARTMENT RESOURCE SUMMARY**

**FIRE & EMERGENCY MEDICAL SERVICES**

<b>ACTIVITIES</b>		<b>ACTUAL FY 20-21</b>	<b>ACTUAL FY 21-22</b>	<b>ADOPTED FY 22-23</b>	<b>ADOPTED FY 23-24</b>
EXPENDITURES					
17615300	CARES ACT-STATE FIRE	2,795,183	0	0	0
	TOTAL EXPENDITURES	2,795,183	0	0	0
<b>OPERATING EXPENSES</b>		<b>ACTUAL FY 20-21</b>	<b>ACTUAL FY 21-22</b>	<b>ADOPTED FY 22-23</b>	<b>ADOPTED FY 23-24</b>
62000	CONTRACTUALS	2,795,183	0	0	0
	<b>TOTAL</b>	<b>2,795,183</b>	<b>0</b>	<b>0</b>	<b>0</b>



**CARES ACT-STATE**

<b>FIRE &amp; EMERGENCY MEDICAL SERVICES</b>		<b>ACCOUNTING UNIT</b>			
<b>CARES ACT-STATE FIRE</b>		<b>17615300</b>			
Account Code	LINE ITEM RESOURCES	ACTUAL FY 20-21	ACTUAL FY 21-22	ADOPTED FY 22-23	ADOPTED FY 23-24
62300	Contract Services-Professional	2,795,183	0	0	0
	<b>SUBTOTAL CONTRACTUALS</b>	<b>2,795,183</b>	<b>0</b>	<b>0</b>	<b>0</b>
	<b>TOTAL</b>	<b>2,795,183</b>	<b>0</b>	<b>0</b>	<b>0</b>



**This Page Intentionally  
Left Blank**

# Planning & Building Agency





**This Page Intentionally  
Left Blank**

## Planning and Building Agency Position Summary

Authorized Personnel	Funded FY 22-23	Workforce Changes	Funded FY 23-24
Accounting Assistant	1	0	1
Administrative Services Manager (MM)	1	0	1
Animal Service Officer I	2	0	2
Assistant Community Planner	1	0	1
Assistant Director of Planning and Building (MM)	1	0	1
Assistant Plan Check Engineer*	3	0	3
Assistant Planner I	3	0	3
Assistant Planner II	1	0	1
Associate Plan Check Engineer*	2	0	2
Associate Planner	3	0	3
Building Safety Manager (MM)	1	0	1
Code Enforcement Associate	2	0	2
Code Enforcement Officer**	20	2	22
Code Enforcement Principal (AM)	2	0	2
Code Enforcement Supervisor	2	1	3
Combination Building Inspector*	11	0	11
Executive Dir Planning and Bldg Safety (EM)	1	0	1
Executive Secretary (UC)	1	0	1
Management Aide (UC)	1	0	1
Management Analyst (UC)	2	0	2
Permit Services Principal (AM)	1	0	1
Permit Services Processor	2	0	2
Permit Services Technician*	3	0	3
Planning Commission Secretary	1	0	1
Planning Manager (MM)	1	0	1
Planning Technician	2	0	2
Plans Examiner	2	0	2
Principal Community Planner (AM)	1	0	1
Principal Plan Check Engineer (MM)	1	0	1
Principal Planner (AM)	2	0	2
Receptionist	1	0	1
Records Specialist	1	0	1
Secretary	1	0	1
Senior Combination Building Inspector	2	0	2
Senior Community Planner	2	0	2
Senior Office Assistant	6	0	6
Senior Office Specialist	1	0	1
Senior Permit Services Technician	2	0	2
Senior Plan Check Engineer	2	0	2
Senior Planner	3	0	3
Supervisor of Inspections (AM)	1	0	1
<b>Funded Total</b>	<b>99</b>	<b>3</b>	<b>102</b>

## Planning and Building Agency Position Summary

*\*Position(s) added in FY 22-23 Mid-Year Report Reso #2023-014*

*\*\*Code Enforcement Officer positions added for Rent Stabilization Program*

GENERAL FUND	84.15
FEDERAL/STATE GRANTS	4.85
CANNABIS PUBLIC BENEFIT FUND	11.00
OTHER RESTRICTED FUND	2.00
<b>TOTAL FUNDED POSITIONS</b>	<b>102.00</b>

# PLANNING AND BUILDING AGENCY

## DEPARTMENT PROGRAMS



### **Administrative Services**

- The Administrative Services Division manages all PBA contracts, policies and procedures and provides general support staff responsibilities, manages budget, processes all invoicing, provides staff training, and maintains department webpages, newsletters, and social media.



### **Planning**

- The Planning Division maintains, updates, and implements the General Plan and Zoning Code; administers the historic preservation and urban design programs; assists with commercial cannabis regulations; and provides environmental justice and neighborhood support services through its Neighborhood Initiatives and Environmental Services (NIES) Section



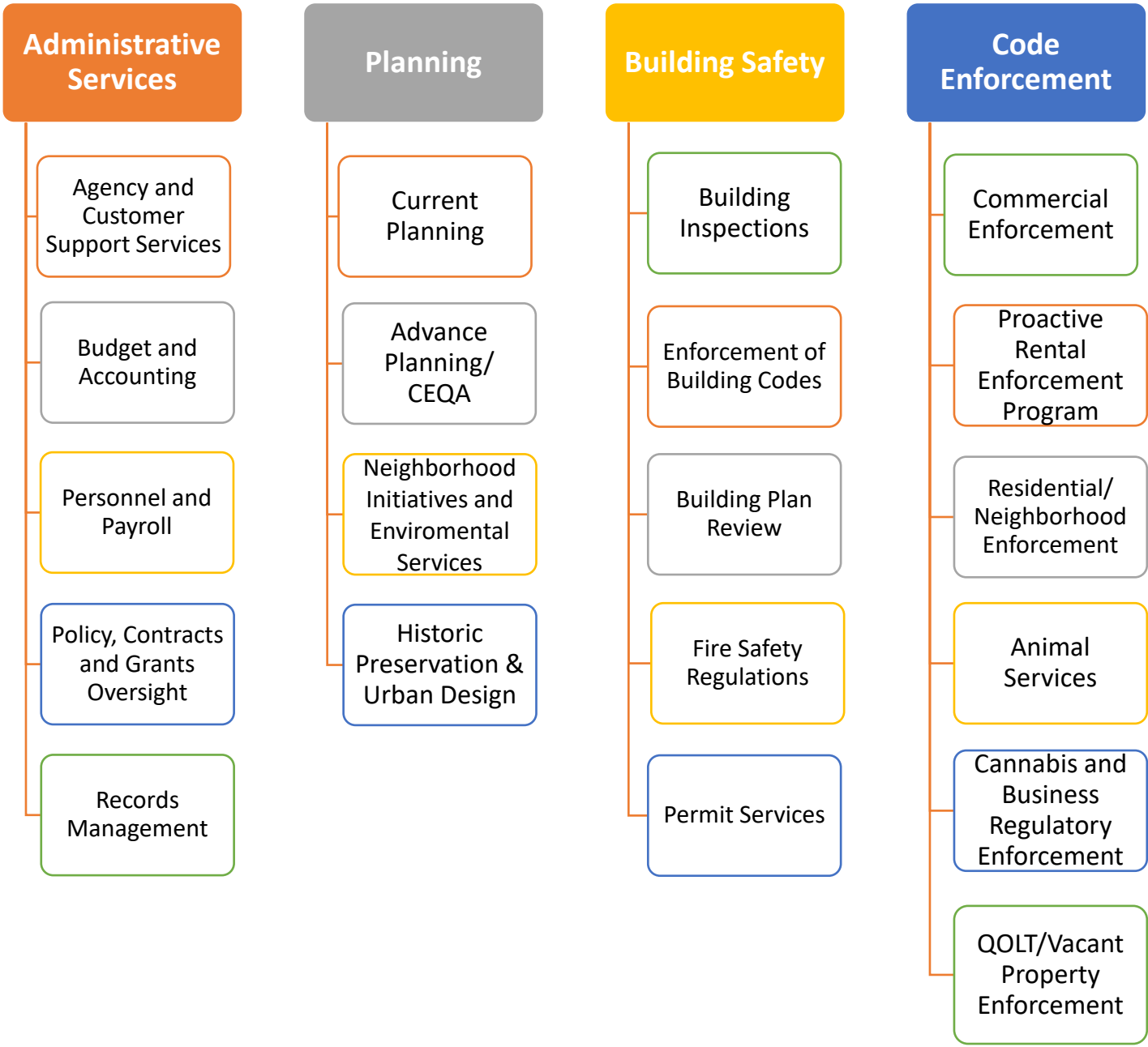
### **Building Safety**

- The Building Safety Division reviews, processes, approves permits, and inspects construction activities on private property and ensures compliance with State and local building codes.



### **Code Enforcement**

- The Code Enforcement Division administers a comprehensive enforcement program and investigates violations of the State Health & Safety Code, the Santa Ana Zoning Code, and General Property Maintenance and Building Codes (Building, Plumbing, Mechanical and Electrical Codes).





# Department Summary

The Planning and Building Agency plays a critical role in achieving the City Council's goals for the physical development of the community. The agency's objective is to provide a safe, attractive, and business-friendly community through implementing state and local construction codes, as well as planning and regulating future land uses.

## Accomplishments

- Continued interagency collaborations addressing quality of life and unlawful activities:
  - ✓ Illegal gaming and unlicensed cannabis businesses
  - ✓ Abandoned, vacant, and unsecured structures, accumulation of trash and debris, public nuisances and unlawful occupancies
  - ✓ "NOTICE of Enforcement Action" sign program
  - ✓ Advise and inform responsible party, city residents, and interest parties of property maintenance expectations and requirements
  - ✓ Sidewalk vending education and enforcement with OC County Health
  - ✓ Public nuisance prevention
- Issued over 9,500 permits with a total valuation of over \$450 million
- Formation of the Neighborhood Initiatives and Environmental Services section of the Planning Division to implement Environmental Justice goals, policies, and programs stemming from the 2022 General Plan Update
- General Plan Update adopted April 2022
- Housing Element Update certified in September 2022
- Cannabis Ordinance
- Annual Code Updates (Zoning)
- Building Code (2022 CBC)

# Strategic Priorities



**Financial Stability** Protect and enhance revenue streams while maintaining a healthy reserve balance to provide for the expenditure of funds in support of the long- term priorities of the City' s strategic plan.



**Community Safety** Provide a safe environment for residents and visitors while reducing crime and addressing the impacts of homelessness on our quality of life.








**Modern Facilities & Infrastructure** Ensure maintenance and preservation of City facilities and roadways to better serve the population and visitors.



**Efficient City Services** Streamline the methods of providing services to help ensure doing business with the City is easier and more efficient.



**Economic Diversification & Expansion** Enhance economic vitality by growing revenue streams, attracting quality jobs, diverse businesses and desired amenities for residents.

Strategic Plan & Goals For FY 23-24					
Build capacity to meet the demand for cannabis enforcement regarding licensed and unlicensed cannabis businesses implementation and administration.	X	X			X
Implement enforcement strategies and programs to address diverse commercial property conditions using City interdepartmental coordination to address attractive public nuisance concerns and address land use and environmental justice related concerns.		X			X
Implement new online building permit system to transition all development permits to be available online through a new enterprise permit system called Clariti to streamline customer service.				X	
Enhance core counter team to serve increasing demand; Recruit and train additional staff to process requests and inspections in a timely manner.			X	X	
Commence the comprehensive Zoning Code Update and retain qualified consultants to update accompanying public realm plans and historic surveys of historically sensitive neighborhoods.	X	X	X	X	X

# KEY PERFORMANCE MEASURES

Strategic Priority: Efficient City Services, Modern Facilities & Infrastructure, Community Safety, and Financial Stability

Measure	5-Year Trajectory	FY 21-22 Actual	FY 22-23 Target	FY 23-24 Target
Planning Application Reviews	Steady	4,630	4650	4650
Building Inspections	Steady	32,229	35,000	37,000
Building Safety Permits Issued	Steady	8,920	9,500	10,000
% of Code Enforcement inspections with <7 days inspection turnaround time	Steady	85%	85%	90%
Code Enforcement Property Improvement Valuation	Steady	\$ 2,270,304	\$ 3,750,000	\$ 3,750,000



**This Page Intentionally  
Left Blank**

# Planning & Building

## REVENUE

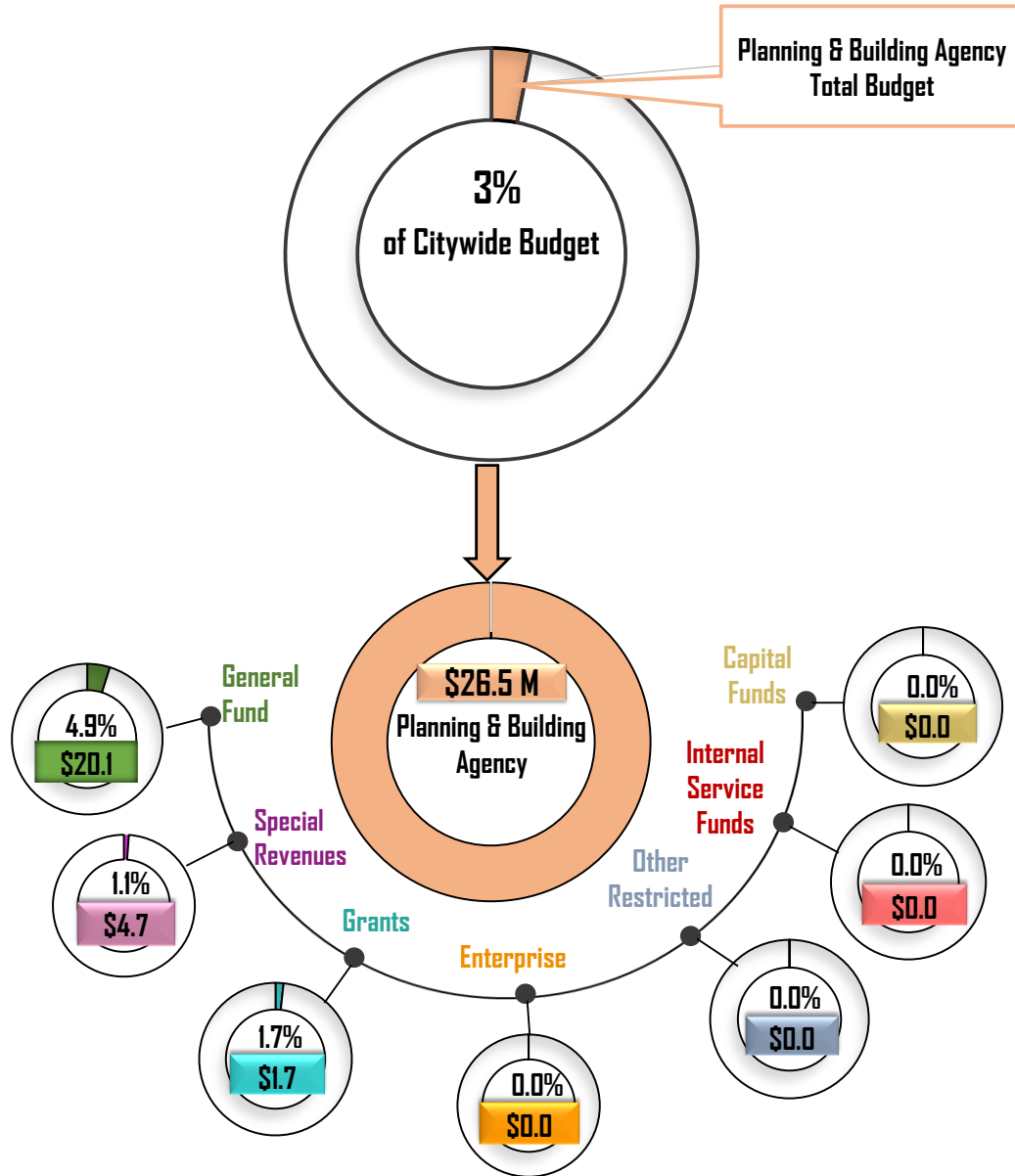
Fund	ACTUAL FY 20-21	ACTUAL FY 21-22	ADOPTED FY 22-23	ADOPTED FY 23-24
011 GENERAL FUND	11,059,151	15,754,545	10,370,830	13,540,200
016 CASp CERTIFICATION AND TRAINING FUND	90,579	90,930	85,000	85,000
053 CITY SERVICES	1,346,027	1,328,546	3,268,900	3,268,900
110 SMIP	97,777	3,922	16,000	16,000
121 SPECIAL REPAIR/DEMOLITION	199,098	248,300	160,000	100,000
158 SB2 Planning	-	98,977	1,276,020	1,030,170
403 SCAG GRANTS	14,050	-	-	-
<b>TOTAL REVENUE</b>	<b>12,806,681</b>	<b>17,525,219</b>	<b>15,176,750</b>	<b>18,040,270</b>

## EXPENDITURE

Fund	ACTUAL FY 20-21	ACTUAL FY 21-22	ADOPTED FY 22-23	ADOPTED FY 23-24
011 GENERAL FUND	14,977,766	15,083,453	19,545,470	20,146,220
012 CANNABIS PUBLIC BENEFIT	269,977	488,028	1,303,090	1,190,520
016 CASp CERTIFICATION AND TRAINING FUND	2,453	3,925	85,000	85,000
031 AIR QUALITY IMPR. (AB 2766)	143,074	249,353	321,790	335,650
053 CITY SERVICES	828,281	568,805	3,268,900	3,268,900
110 SMIP	-	-	16,000	16,000
121 SPECIAL REPAIR/DEMOLITION	29,775	28,649	160,000	100,000
158 SB2 Planning	84,933	337,060	1,080,000	842,550
176 CARES ACT-STATE	827,245	-	-	-
181 American Rescue Plan Act	-	42,811	514,020	532,060
403 SCAG GRANTS	14,800	-	-	-
<b>TOTAL EXPENDITURE</b>	<b>17,178,305</b>	<b>16,802,084</b>	<b>26,294,270</b>	<b>26,516,900</b>



**This Page Intentionally  
Left Blank**



**GENERAL FUND  
DEPARTMENT RESOURCE SUMMARY**

**PLANNING & BUILDING**

ACTIVITIES	ACTUAL FY 20-21	ACTUAL FY 21-22	ADOPTED FY 22-23	ADOPTED FY 23-24
<b>EXPENDITURES</b>				
01116017 PBA - SERVICE ENHANCEMENT	118,119	211,892	295,300	323,620
01116500 PLNG & BLG AGY-ADMINISTRATION	2,554,857	2,305,045	2,617,680	2,687,490
01116510 PLNG & BLG AGY-PLANNING	3,269,848	2,390,334	4,452,700	3,537,740
01116520 PLNG & BLG AGY-PERMIT & INS SV	1,834,378	1,900,481	2,554,750	2,923,050
01116530 PLNG & BLG AGY-PERMIT & PLN CK	1,949,352	2,441,859	2,953,260	3,568,140
01116540 PLNG & BLG AGY-COMM PRESERVA	1,211,533	1,413,540	2,068,740	2,366,450
01116550 PROACTIV RENTL ENFORCEMENT PRG	445,474	711,885	819,610	876,320
01116560 NEIGHBORHOOD INITIATIVES PROGR	582,349	506,023	623,420	604,080
01116570 ANIMAL SERVICES	3,011,857	3,202,393	3,160,010	3,259,330
<b>TOTAL EXPENDITURES</b>	<b>14,977,766</b>	<b>15,083,453</b>	<b>19,545,470</b>	<b>20,146,220</b>
<b>OPERATING EXPENSES</b>				
61000 SALARIES & BENEFITS	7,720,495	8,317,740	10,740,850	11,834,550
62000 CONTRACTUALS	4,211,994	4,045,677	5,903,600	5,179,700
63000 COMMODITIES	244,082	320,041	250,150	379,520
65000 FIXED CHARGES	2,164,921	1,986,925	2,061,890	2,261,990
66000 CAPITAL	216,665	0	200,000	80,000
67000 DEBT SERVICE	22,979	22,979	0	23,000
68000 TRANSFERS	396,630	390,090	388,980	387,460
<b>TOTAL</b>	<b>14,977,766</b>	<b>15,083,453</b>	<b>19,545,470</b>	<b>20,146,220</b>



**GENERAL FUND**

PLANNING & BUILDING		ACCOUNTING UNIT			
PBA - SERVICE ENHANCEMENT		01116017			
Account Code	LINE ITEM RESOURCES	ACTUAL FY 20-21	ACTUAL FY 21-22	ADOPTED FY 22-23	ADOPTED FY 23-24
61000	Salaries Regular	95,911	157,093	269,050	280,250
61020	Salaries Part-Time	1,141	0	0	0
61040	Salaries Overtime	0	3,496	0	0
61100	Retirement-Employer Normal Cost	5,975	16,128	0	0
61110	Part-Time Retirement	43	0	0	0
61120	Medicare Insurance	1,397	2,297	0	0
61130	Health Insurance	13,651	32,878	0	0
61180	Worker Compensation Insurance	0	0	5,540	8,610
	<b>SUBTOTAL SALARIES &amp; BENEFITS</b>	<b>118,119</b>	<b>211,892</b>	<b>274,590</b>	<b>288,860</b>
62120	Training, Transportation, Meetings	0	0	2,500	12,500
	<b>SUBTOTAL CONTRACTUALS</b>	<b>0</b>	<b>0</b>	<b>2,500</b>	<b>12,500</b>
63001	Miscellaneous Operating Expenses	0	0	10,000	10,000
	<b>SUBTOTAL COMMODITIES</b>	<b>0</b>	<b>0</b>	<b>10,000</b>	<b>10,000</b>
65100	Insurance Charges	0	0	7,150	10,630
65105	Benefits Overhead	0	0	1,060	1,630
	<b>SUBTOTAL FIXED CHARGES</b>	<b>0</b>	<b>0</b>	<b>8,210</b>	<b>12,260</b>
	<b>TOTAL</b>	<b>118,119</b>	<b>211,892</b>	<b>295,300</b>	<b>323,620</b>

**GENERAL FUND**

<b>PLANNING &amp; BUILDING</b>		<b>ACCOUNTING UNIT</b>			
<b>ANIMAL SERVICES</b>		<b>01116570</b>			
<b>Account Code</b>	<b>LINE ITEM RESOURCES</b>	<b>ACTUAL FY 20-21</b>	<b>ACTUAL FY 21-22</b>	<b>ADOPTED FY 22-23</b>	<b>ADOPTED FY 23-24</b>
61000	Salaries Regular	233,427	241,172	240,920	246,040
61040	Salaries Overtime	647	1,687	0	0
61100	Retirement-Employer Normal Cost	22,930	23,684	22,060	25,280
61120	Medicare Insurance	3,330	3,459	3,490	3,500
61130	Health Insurance	46,697	47,083	50,880	60,780
61170	Retiree Health Benefits	3,363	7,150	3,580	0
61180	Worker Compensation Insurance	16,680	12,660	13,330	13,220
	<b>SUBTOTAL SALARIES &amp; BENEFITS</b>	<b>327,074</b>	<b>336,895</b>	<b>334,260</b>	<b>348,820</b>
62120	Training, Transportation, Meetings	0	173	600	600
62140	Membership, Subscription & Dues	0	0	200	200
62300	Contract Services-Professional	2,557,164	2,752,564	2,729,450	2,804,450
	<b>SUBTOTAL CONTRACTUALS</b>	<b>2,557,164</b>	<b>2,752,737</b>	<b>2,730,250</b>	<b>2,805,250</b>
63001	Miscellaneous Operating Expenses	720	3,401	9,900	33,660
63300	Gas & Diesel	20,138	18,133	7,000	7,000
	<b>SUBTOTAL COMMODITIES</b>	<b>20,858</b>	<b>21,534</b>	<b>16,900</b>	<b>40,660</b>
65010	Rental City Equipment	28,600	28,620	34,930	13,300
65011	Equipment Replacement Charges	28,000	28,284	7,190	15,410
65012	Accident Repair & Replacement	700	684	0	0
65040	IT Maintenance Charge	36,150	17,270	16,730	17,070
65100	Insurance Charges	12,670	15,490	17,200	16,320
65105	Benefits Overhead	600	840	2,550	2,500
65210	Delivery Charges	40	40	0	0
	<b>SUBTOTAL FIXED CHARGES</b>	<b>106,760</b>	<b>91,228</b>	<b>78,600</b>	<b>64,600</b>
	<b>TOTAL</b>	<b>3,011,857</b>	<b>3,202,393</b>	<b>3,160,010</b>	<b>3,259,330</b>

**GENERAL FUND**

PLANNING & BUILDING		ACCOUNTING UNIT			
PLNG & BLG AGY-ADMINISTRATION		01116002			
Account Code	LINE ITEM RESOURCES	ACTUAL FY 20-21	ACTUAL FY 21-22	ADOPTED FY 22-23	ADOPTED FY 23-24
51501	Fireworks Stand Permits	(436)	(11,639)	0	0
51600	General Plan Update Surcharge	137,724	160,206	182,000	191,000
51601	Building Permits	1,651,138	1,989,242	1,675,400	1,760,000
51602	Plumbing Permits	353,390	432,081	383,900	405,000
51603	Electrical Permits	961,197	1,124,237	887,000	930,000
51604	Heating Permits	496,746	635,032	500,400	525,000
51605	Occupancy Permits	370,157	411,800	390,300	210,000
51606	Grading Permits	144,304	101,114	136,000	140,000
51607	Street Vendor Permit	12,848	10,125	25,800	30,000
51612	Building Standards Revolving Fund	(2,993)	3,772	9,500	0
51613	Adult-Use Cannabis Retail Phase 1/Registration Application	1,752	0	0	0
51614	Adult-Use Cannabis Retail Phase 2/Regulatory Safety Permit	250,591	344,563	313,300	370,000
51616	Commercial Cannabis Testing Phase 1/Registration Application	1,752	0	1,800	1,900
51617	Commercial Cannabis Testing Phase 2/Regulatory Safety Permits	50,118	12,530	12,530	13,000
51618	Commercial Cannabis Operating Agreement Reimbursement Fees	80,000	40,000	15,000	0
51619	Commercial Cannabis Cultivation Phase 1/Regst. Application	17,894	20,452	17,500	1,900
51620	Commercial Cannabis Manufacturing Phase 1/Regst. Application	6,412	18,682	17,500	1,900
51621	Commercial Cannabis Distribution Phase 1/Regst. Application	31,174	9,923	26,300	1,900
51622	Commercial Cannabis Cultivation Phase 2/Rgltry Sfty Prmt	152,594	190,199	100,200	100,000
51623	Commercial Cannabis Manufacturing Phase 2/Rgltry Sfty Prmt	57,281	146,095	53,600	100,000
51624	Commercial Cannabis Distribution Phase 2/Rgltry Sfty Prmt	290,415	226,272	226,000	250,000
53410	Impound/Owner Release Animal	0	0	1,300	1,300
53416	Animal Quarantines	0	0	1,000	1,000
53513	OCFA Admin Processing Fee	2,220	285	1,000	0
53600	Building Plan Check	2,058,215	4,345,006	2,022,100	2,760,000
53601	Electrical Plan Check	454,660	700,179	328,200	758,000
53602	Plumbing Plan Check	113,705	252,544	148,400	302,000
53603	Mechanical Plan Check	226,095	524,591	220,900	573,000
53605	Landscape Plan Review	22,953	21,560	26,000	21,000
53606	Discretionary Application Fee	293,137	189,429	212,000	271,000
53607	EIR Developer Fees	38,551	57,210	75,000	407,000
53613	Land Use Certificate Processin	938,626	938,324	820,000	949,000
53614	Shopping Cart Contain Program	51,602	48,645	44,100	44,100
53616	Site Plan Review Charge	470,045	913,586	435,000	1,000,000
53626	Medical Marijuana Retail Phase 1/Registration Application	0	0	1,800	0
53627	PREP Fees	627,290	797,040	610,000	610,000
53628	Foreclosure Registration Program	261,648	357,685	190,000	300,000
53642	Public Hearing Notice	0	0	0	200
55600	Administrative Citations	221,545	368,273	165,000	300,000
57010	Miscellaneous Recoveries	110,612	262,139	15,000	26,000
57770	Sale of Maps & Documents	104,184	113,361	80,000	110,000
59000	Transfer From Fund 069	0	0	0	75,000
	<b>SUBTOTAL REVENUES</b>	<b>11,059,151</b>	<b>15,754,545</b>	<b>10,370,830</b>	<b>13,540,200</b>
	<b>TOTAL</b>	<b>11,059,151</b>	<b>15,754,545</b>	<b>10,370,830</b>	<b>13,540,200</b>

**GENERAL FUND**

PLANNING & BUILDING		ACCOUNTING UNIT			
PLNG & BLG AGY-ADMINISTRATION		01116500			
Account Code	LINE ITEM RESOURCES	ACTUAL FY 20-21	ACTUAL FY 21-22	ADOPTED FY 22-23	ADOPTED FY 23-24
61000	Salaries Regular	566,192	618,566	733,120	794,660
61010	Salaries Cash Out/Separation	16,806	0	0	0
61020	Salaries Part-Time	67,159	75,390	82,270	82,270
61040	Salaries Overtime	2,683	68	0	0
61100	Retirement-Employer Normal Cost	35,491	38,909	40,660	56,700
61110	Part-Time Retirement	2,134	2,300	3,090	3,090
61120	Medicare Insurance	9,188	9,949	11,760	11,480
61130	Health Insurance	84,419	88,592	133,380	146,160
61170	Retiree Health Benefits	1,324	3,697	3,760	3,940
61180	Worker Compensation Insurance	38,690	32,190	59,380	38,020
	<b>SUBTOTAL SALARIES &amp; BENEFITS</b>	<b>824,086</b>	<b>869,661</b>	<b>1,067,420</b>	<b>1,136,320</b>
62010	Communications	12,338	13,094	6,400	14,430
62120	Training, Transportation, Meetings	509	4,449	10,000	10,000
62130	Tuition Reimbursement	201	0	1,000	1,000
62131	SAMA Wellness and Fitness Program Reimbursements	0	0	300	300
62140	Membership, Subscription & Dues	2,158	1,815	1,600	1,600
62300	Contract Services-Professional	57,189	44,970	58,880	58,800
62320	Maintenance & Repair Buildings	0	0	2,100	2,100
62322	Maintenance & Repair Machinery	0	2,340	6,800	6,800
62600	Parking Validation	28	0	6,000	6,000
62700	Auto Expense	6,000	6,000	6,000	6,000
	<b>SUBTOTAL CONTRACTUALS</b>	<b>78,422</b>	<b>72,669</b>	<b>99,080</b>	<b>107,030</b>
63001	Miscellaneous Operating Expenses	25,245	38,504	12,400	11,400
	<b>SUBTOTAL COMMODITIES</b>	<b>25,245</b>	<b>38,504</b>	<b>12,400</b>	<b>11,400</b>
65000	Building Rental	486,490	414,010	503,560	503,560
65010	Rental City Equipment	0	1,682	0	0
65040	IT Maintenance Charge	30,120	28,790	33,460	39,820
65050	IT Department Specific	424,750	424,750	424,750	424,750
65100	Insurance Charges	46,940	39,410	76,650	46,950
65105	Benefits Overhead	1,990	1,960	11,380	7,200
65210	Delivery Charges	540	540	0	0
	<b>SUBTOTAL FIXED CHARGES</b>	<b>990,830</b>	<b>911,142</b>	<b>1,049,800</b>	<b>1,022,280</b>
66200	Buildings & Building Improvements	210,978	0	0	0
66400	Machinery & Equipment	5,687	0	0	0
	<b>SUBTOTAL CAPITAL</b>	<b>216,665</b>	<b>0</b>	<b>0</b>	<b>0</b>
67200	Principal-Leases	19,354	19,959	0	23,000
67210	Interest-Leases	3,625	3,020	0	0
	<b>SUBTOTAL DEBT SERVICE</b>	<b>22,979</b>	<b>22,979</b>	<b>0</b>	<b>23,000</b>
68000	Transfer to Fund 404 (Police Bldg/Ross Annex Debt)	396,630	390,090	388,980	387,460
	<b>SUBTOTAL TRANSFERS</b>	<b>396,630</b>	<b>390,090</b>	<b>388,980</b>	<b>387,460</b>
	<b>TOTAL</b>	<b>2,554,857</b>	<b>2,305,045</b>	<b>2,617,680</b>	<b>2,687,490</b>

**GENERAL FUND**

<b>PLANNING &amp; BUILDING</b>		<b>ACCOUNTING UNIT</b>			
<b>PLNG &amp; BLG AGY-PLANNING</b>		<b>01116510</b>			
<b>Account Code</b>	<b>LINE ITEM RESOURCES</b>	<b>ACTUAL FY 20-21</b>	<b>ACTUAL FY 21-22</b>	<b>ADOPTED FY 22-23</b>	<b>ADOPTED FY 23-24</b>
61000	Salaries Regular	1,242,211	1,089,563	1,528,940	1,684,230
61010	Salaries Cash Out/Separation	189,793	155,086	0	0
61020	Salaries Part-Time	53,599	51,516	26,480	26,480
61040	Salaries Overtime	4,106	1,397	0	0
61100	Retirement-Employer Normal Cost	99,426	88,800	116,220	172,830
61110	Part-Time Retirement	2,260	1,919	2,900	990
61120	Medicare Insurance	19,707	17,495	24,030	24,360
61130	Health Insurance	148,798	138,951	281,460	277,530
61170	Retiree Health Benefits	1,134	4,170	5,430	5,760
61180	Worker Compensation Insurance	82,860	76,650	73,970	62,510
	<b>SUBTOTAL SALARIES &amp; BENEFITS</b>	<b>1,843,894</b>	<b>1,625,546</b>	<b>2,059,430</b>	<b>2,254,690</b>
62010	Communications	22,356	23,480	18,400	35,770
62120	Training, Transportation, Meetings	2,072	4,475	10,260	10,260
62130	Tuition Reimbursement	0	0	2,500	2,500
62131	SAMA Wellness and Fitness Program Reimbursements	360	900	900	900
62140	Membership, Subscription & Dues	8,339	5,493	8,500	8,500
62200	Advertising	36,693	39,170	40,000	40,000
62300	Contract Services-Professional	1,098,091	443,313	2,083,600	968,600
62302	Contracted Vendor Personnel Services	6,750	8,600	8,400	8,400
62322	Maintenance & Repair Machinery	0	0	400	400
62700	Auto Expense	3,750	7,000	4,200	4,200
	<b>SUBTOTAL CONTRACTUALS</b>	<b>1,178,410</b>	<b>532,432</b>	<b>2,177,160</b>	<b>1,079,530</b>
63000	Office Supplies	0	8,473	8,000	8,000
63001	Miscellaneous Operating Expenses	44,744	39,972	17,100	16,100
	<b>SUBTOTAL COMMODITIES</b>	<b>44,744</b>	<b>48,446</b>	<b>25,100</b>	<b>24,100</b>
65010	Rental City Equipment	5,450	3,984	6,650	1,270
65011	Equipment Replacement Charges	0	5,400	1,370	2,940
65012	Accident Repair & Replacement	900	96	0	0
65040	IT Maintenance Charge	90,360	75,710	73,340	86,180
65100	Insurance Charges	100,510	93,830	95,480	77,200
65105	Benefits Overhead	4,260	3,570	14,170	11,830
65210	Delivery Charges	1,320	1,320	0	0
	<b>SUBTOTAL FIXED CHARGES</b>	<b>202,800</b>	<b>183,910</b>	<b>191,010</b>	<b>179,420</b>
	<b>TOTAL</b>	<b>3,269,848</b>	<b>2,390,334</b>	<b>4,452,700</b>	<b>3,537,740</b>

**GENERAL FUND**

PLANNING & BUILDING		ACCOUNTING UNIT			
PLNG & BLG AGY-PERMIT & INS SV		01116520			
Account Code	LINE ITEM RESOURCES	ACTUAL FY 20-21	ACTUAL FY 21-22	ADOPTED FY 22-23	ADOPTED FY 23-24
61000	Salaries Regular	1,015,807	990,996	1,432,270	1,588,210
61010	Salaries Cash Out/Separation	2,549	7,178	0	0
61020	Salaries Part-Time	17,542	21,319	34,170	34,160
61040	Salaries Overtime	11,839	11,211	0	0
61100	Retirement-Employer Normal Cost	76,931	90,013	133,860	172,350
61110	Part-Time Retirement	658	799	1,280	1,280
61120	Medicare Insurance	14,828	14,661	21,230	23,010
61130	Health Insurance	186,981	187,132	325,800	331,560
61170	Retiree Health Benefits	676	1,900	2,800	3,080
61180	Worker Compensation Insurance	72,730	57,560	58,990	55,460
	<b>SUBTOTAL SALARIES &amp; BENEFITS</b>	<b>1,400,541</b>	<b>1,382,769</b>	<b>2,010,400</b>	<b>2,209,110</b>
62010	Communications	25,060	26,821	30,200	48,550
62120	Training, Transportation, Meetings	9,485	1,903	15,290	15,290
62131	SAMA Wellness and Fitness Program Reimbursements	0	0	300	300
62140	Membership, Subscription & Dues	1,362	2,069	1,800	1,800
62300	Contract Services-Professional	104,479	195,861	97,000	367,000
62322	Maintenance & Repair Machinery	0	0	800	800
	<b>SUBTOTAL CONTRACTUALS</b>	<b>140,387</b>	<b>226,654</b>	<b>145,390</b>	<b>433,740</b>
63000	Office Supplies	0	9,095	5,000	5,000
63001	Miscellaneous Operating Expenses	23,133	12,761	17,500	29,100
63300	Gas & Diesel	7,841	9,128	15,540	15,540
	<b>SUBTOTAL COMMODITIES</b>	<b>30,974</b>	<b>30,984</b>	<b>38,040</b>	<b>49,640</b>
65010	Rental City Equipment	64,567	77,727	68,010	46,770
65011	Equipment Replacement Charges	13,600	21,996	5,590	11,980
65012	Accident Repair & Replacement	7,200	3,492	1,800	1,800
65040	IT Maintenance Charge	84,330	80,610	78,080	91,020
65100	Insurance Charges	88,230	70,460	76,140	68,490
65105	Benefits Overhead	3,740	4,980	11,300	10,500
65210	Delivery Charges	810	810	0	0
	<b>SUBTOTAL FIXED CHARGES</b>	<b>262,477</b>	<b>260,075</b>	<b>240,920</b>	<b>230,560</b>
66400	Machinery & Equipment	0	0	120,000	0
	<b>SUBTOTAL CAPITAL</b>	<b>0</b>	<b>0</b>	<b>120,000</b>	<b>0</b>
	<b>TOTAL</b>	<b>1,834,378</b>	<b>1,900,481</b>	<b>2,554,750</b>	<b>2,923,050</b>

**GENERAL FUND**

PLANNING & BUILDING		ACCOUNTING UNIT			
PLNG & BLG AGY-PERMIT & PLN CK		01116530			
Account Code	LINE ITEM RESOURCES	ACTUAL FY 20-21	ACTUAL FY 21-22	ADOPTED FY 22-23	ADOPTED FY 23-24
61000	Salaries Regular	1,151,812	1,405,118	1,566,850	1,898,380
61020	Salaries Part-Time	40,799	14,533	76,250	76,250
61040	Salaries Overtime	77,899	103,841	0	0
61100	Retirement-Employer Normal Cost	92,627	111,174	121,120	185,500
61110	Part-Time Retirement	496	147	2,860	2,860
61120	Medicare Insurance	17,833	21,444	23,450	27,480
61130	Health Insurance	163,220	202,107	265,680	299,520
61180	Worker Compensation Insurance	78,820	65,160	68,080	77,770
	<b>SUBTOTAL SALARIES &amp; BENEFITS</b>	<b>1,623,507</b>	<b>1,923,525</b>	<b>2,124,290</b>	<b>2,567,760</b>
62010	Communications	15,975	17,095	15,200	31,250
62120	Training, Transportation, Meetings	4,506	3,017	9,000	9,000
62140	Membership, Subscription & Dues	1,575	4,786	4,600	4,600
62300	Contract Services-Professional	82,204	284,020	579,000	529,000
62322	Maintenance & Repair Machinery	0	0	2,800	2,800
	<b>SUBTOTAL CONTRACTUALS</b>	<b>104,259</b>	<b>308,917</b>	<b>610,600</b>	<b>576,650</b>
63000	Office Supplies	0	8,992	3,500	3,500
63001	Miscellaneous Operating Expenses	26,847	29,896	21,100	21,100
63300	Gas & Diesel	719	2,278	2,140	2,140
	<b>SUBTOTAL COMMODITIES</b>	<b>27,566</b>	<b>41,167</b>	<b>26,740</b>	<b>26,740</b>
65010	Rental City Equipment	4,990	4,116	6,080	4,100
65011	Equipment Replacement Charges	3,600	3,804	970	2,070
65012	Accident Repair & Replacement	300	300	0	0
65040	IT Maintenance Charge	84,330	74,850	83,660	79,640
65050	IT Department Specific	0	0	0	200,410
65100	Insurance Charges	95,620	79,760	87,880	96,050
65105	Benefits Overhead	4,050	4,290	13,040	14,720
65210	Delivery Charges	1,130	1,130	0	0
	<b>SUBTOTAL FIXED CHARGES</b>	<b>194,020</b>	<b>168,250</b>	<b>191,630</b>	<b>396,990</b>
	<b>TOTAL</b>	<b>1,949,352</b>	<b>2,441,859</b>	<b>2,953,260</b>	<b>3,568,140</b>

**GENERAL FUND**

PLANNING & BUILDING		ACCOUNTING UNIT			
PLNG & BLG AGY-COMM PRESERVA		01116540			
Account Code	LINE ITEM RESOURCES	ACTUAL FY 20-21	ACTUAL FY 21-22	ADOPTED FY 22-23	ADOPTED FY 23-24
61000	Salaries Regular	536,239	734,065	1,226,810	1,323,300
61010	Salaries Cash Out/Separation	0	1,896	0	0
61020	Salaries Part-Time	4,863	0	22,390	22,380
61040	Salaries Overtime	12,676	2,076	0	0
61100	Retirement-Employer Normal Cost	31,191	48,662	91,150	119,230
61110	Part-Time Retirement	182	0	840	840
61120	Medicare Insurance	7,843	10,769	18,050	19,140
61130	Health Insurance	66,492	112,347	238,080	254,970
61170	Retiree Health Benefits	642	3,079	3,250	3,280
61180	Worker Compensation Insurance	79,590	51,270	30,890	40,210
	<b>SUBTOTAL SALARIES &amp; BENEFITS</b>	<b>739,719</b>	<b>964,164</b>	<b>1,631,460</b>	<b>1,783,350</b>
62010	Communications	24,990	31,205	20,200	35,110
62120	Training, Transportation, Meetings	3,387	12,180	9,000	9,000
62131	SAMA Wellness and Fitness Program Reimbursements	0	0	300	300
62140	Membership, Subscription & Dues	942	1,033	3,100	3,100
62200	Advertising	428	300	0	0
62300	Contract Services-Professional	101,507	92,424	85,500	85,500
62322	Maintenance & Repair Machinery	0	0	400	400
	<b>SUBTOTAL CONTRACTUALS</b>	<b>131,254</b>	<b>137,142</b>	<b>118,500</b>	<b>133,410</b>
63001	Miscellaneous Operating Expenses	45,604	59,094	53,500	149,510
63300	Gas & Diesel	11,043	15,312	12,120	12,120
	<b>SUBTOTAL COMMODITIES</b>	<b>56,646</b>	<b>74,406</b>	<b>65,620</b>	<b>161,630</b>
65010	Rental City Equipment	81,694	79,730	55,270	68,500
65011	Equipment Replacement Charges	10,900	11,758	2,770	5,940
65012	Accident Repair & Replacement	3,900	4,110	2,400	2,400
65040	IT Maintenance Charge	102,400	74,850	66,930	73,950
65100	Insurance Charges	80,980	62,760	39,870	49,660
65105	Benefits Overhead	3,430	4,010	5,920	7,610
65210	Delivery Charges	610	610	0	0
	<b>SUBTOTAL FIXED CHARGES</b>	<b>283,914</b>	<b>237,828</b>	<b>173,160</b>	<b>208,060</b>
66400	Machinery & Equipment	0	0	80,000	80,000
	<b>SUBTOTAL CAPITAL</b>	<b>0</b>	<b>0</b>	<b>80,000</b>	<b>80,000</b>
	<b>TOTAL</b>	<b>1,211,533</b>	<b>1,413,540</b>	<b>2,068,740</b>	<b>2,366,450</b>



**GENERAL FUND**

PLANNING & BUILDING		ACCOUNTING UNIT			
PROACTIV RENTL ENFORCEMENT PRG		01116550			
Account Code	LINE ITEM RESOURCES	ACTUAL FY 20-21	ACTUAL FY 21-22	ADOPTED FY 22-23	ADOPTED FY 23-24
61000	Salaries Regular	272,690	489,905	591,840	594,410
61040	Salaries Overtime	2,689	1,800	0	0
61100	Retirement-Employer Normal Cost	18,194	29,508	30,940	39,020
61120	Medicare Insurance	3,944	7,151	8,550	8,590
61130	Health Insurance	38,822	64,606	82,320	84,600
61180	Worker Compensation Insurance	24,180	16,690	15,570	26,840
	<b>SUBTOTAL SALARIES &amp; BENEFITS</b>	<b>360,519</b>	<b>609,661</b>	<b>729,220</b>	<b>753,460</b>
62010	Communications	3,494	3,060	2,500	9,380
62120	Training, Transportation, Meetings	0	1,824	1,200	1,200
62140	Membership, Subscription & Dues	380	450	900	900
62300	Contract Services-Professional	5,865	3,447	4,350	4,350
62322	Maintenance & Repair Machinery	0	0	100	100
	<b>SUBTOTAL CONTRACTUALS</b>	<b>9,739</b>	<b>8,781</b>	<b>9,050</b>	<b>15,930</b>
63001	Miscellaneous Operating Expenses	3,758	6,300	4,750	4,750
63300	Gas & Diesel	5,208	4,988	4,700	4,700
	<b>SUBTOTAL COMMODITIES</b>	<b>8,966</b>	<b>11,288</b>	<b>9,450</b>	<b>9,450</b>
65010	Rental City Equipment	9,100	19,464	17,680	18,590
65011	Equipment Replacement Charges	7,100	11,316	2,880	6,170
65012	Accident Repair & Replacement	1,200	375	370	370
65040	IT Maintenance Charge	18,070	28,790	27,890	34,130
65100	Insurance Charges	29,330	20,430	20,090	33,140
65105	Benefits Overhead	1,240	1,570	2,980	5,080
65210	Delivery Charges	210	210	0	0
	<b>SUBTOTAL FIXED CHARGES</b>	<b>66,250</b>	<b>82,155</b>	<b>71,890</b>	<b>97,480</b>
	<b>TOTAL</b>	<b>445,474</b>	<b>711,885</b>	<b>819,610</b>	<b>876,320</b>

**GENERAL FUND**

<b>PLANNING &amp; BUILDING</b>		<b>ACCOUNTING UNIT</b>			
<b>NEIGHBORHOOD INITIATIVES PROGR</b>		<b>01116560</b>			
<b>Account Code</b>	<b>LINE ITEM RESOURCES</b>	<b>ACTUAL FY 20-21</b>	<b>ACTUAL FY 21-22</b>	<b>ADOPTED FY 22-23</b>	<b>ADOPTED FY 23-24</b>
61000	Salaries Regular	333,947	305,810	391,080	336,510
61010	Salaries Cash Out/Separation	41,235	0	0	0
61020	Salaries Part-Time	(833)	0	0	0
61040	Salaries Overtime	0	624	0	0
61100	Retirement-Employer Normal Cost	18,214	19,310	26,700	42,230
61120	Medicare Insurance	4,947	4,324	5,660	4,880
61130	Health Insurance	58,678	46,140	67,320	91,800
61180	Worker Compensation Insurance	26,850	17,420	19,020	16,760
	<b>SUBTOTAL SALARIES &amp; BENEFITS</b>	<b>483,037</b>	<b>393,628</b>	<b>509,780</b>	<b>492,180</b>
62010	Communications	1,162	1,668	2,500	7,090
62012	Cellular Phone Charges	186	0	0	0
62120	Training, Transportation, Meetings	20	75	1,400	1,400
62140	Membership, Subscription & Dues	530	0	1,200	1,200
62200	Advertising	91	0	500	500
62251	Other Agency Services	0	0	400	400
62300	Contract Services-Professional	9,754	4,602	3,470	3,470
62322	Maintenance & Repair Machinery	0	0	1,200	1,200
62600	Parking Validation	615	0	400	400
	<b>SUBTOTAL CONTRACTUALS</b>	<b>12,359</b>	<b>6,345</b>	<b>11,070</b>	<b>15,660</b>
63001	Miscellaneous Operating Expenses	28,860	53,612	45,330	45,330
63300	Gas & Diesel	224	102	570	570
	<b>SUBTOTAL COMMODITIES</b>	<b>29,083</b>	<b>53,713</b>	<b>45,900</b>	<b>45,900</b>
65010	Rental City Equipment	5,050	5,052	6,170	3,730
65012	Accident Repair & Replacement	500	1,125	0	0
65040	IT Maintenance Charge	18,070	23,030	22,310	22,750
65100	Insurance Charges	32,570	21,320	24,550	20,690
65105	Benefits Overhead	1,380	1,510	3,640	3,170
65210	Delivery Charges	300	300	0	0
	<b>SUBTOTAL FIXED CHARGES</b>	<b>57,870</b>	<b>52,337</b>	<b>56,670</b>	<b>50,340</b>
	<b>TOTAL</b>	<b>582,349</b>	<b>506,023</b>	<b>623,420</b>	<b>604,080</b>

**CANNABIS PUBLIC BENEFIT  
DEPARTMENT RESOURCE SUMMARY**

**PLANNING & BUILDING**

<b>ACTIVITIES</b>		<b>ACTUAL FY 20-21</b>	<b>ACTUAL FY 21-22</b>	<b>ADOPTED FY 22-23</b>	<b>ADOPTED FY 23-24</b>
EXPENDITURES					
01216010	PBA ENFORCEMENT SERVICES	269,977	488,028	1,303,090	1,190,520
	TOTAL EXPENDITURES	269,977	488,028	1,303,090	1,190,520
<b>OPERATING EXPENSES</b>		<b>ACTUAL FY 20-21</b>	<b>ACTUAL FY 21-22</b>	<b>ADOPTED FY 22-23</b>	<b>ADOPTED FY 23-24</b>
61000	SALARIES & BENEFITS	172,617	399,961	1,103,950	969,430
62000	CONTRACTUALS	38,494	19,094	78,100	90,710
63000	COMMODITIES	21,397	20,723	64,420	44,420
65000	FIXED CHARGES	7,460	48,250	56,620	85,960
66000	CAPITAL	30,009	0	0	0
	<b>TOTAL</b>	<b>269,977</b>	<b>488,028</b>	<b>1,303,090</b>	<b>1,190,520</b>

**CANNABIS PUBLIC BENEFIT**

PLANNING & BUILDING		ACCOUNTING UNIT			
PBA ENFORCEMENT SERVICES		01216010			
Account Code	LINE ITEM RESOURCES	ACTUAL FY 20-21	ACTUAL FY 21-22	ADOPTED FY 22-23	ADOPTED FY 23-24
61000	Salaries Regular	120,324	299,810	831,050	649,820
61020	Salaries Part-Time	21,518	0	0	0
61040	Salaries Overtime	8,019	18,296	0	0
61100	Retirement-Employer Normal Cost	6,379	23,089	82,740	106,130
61110	Part-Time Retirement	809	0	0	0
61120	Medicare Insurance	2,191	4,487	12,020	13,460
61130	Health Insurance	13,377	34,790	170,040	183,600
61180	Worker Compensation Insurance	0	19,490	8,100	16,420
	<b>SUBTOTAL SALARIES &amp; BENEFITS</b>	<b>172,617</b>	<b>399,961</b>	<b>1,103,950</b>	<b>969,430</b>
62010	Communications	0	0	4,000	16,610
62120	Training, Transportation, Meetings	1,086	2,653	1,800	1,800
62140	Membership, Subscription & Dues	190	270	600	600
62300	Contract Services-Professional	37,218	16,171	71,700	71,700
	<b>SUBTOTAL CONTRACTUALS</b>	<b>38,494</b>	<b>19,094</b>	<b>78,100</b>	<b>90,710</b>
63000	Office Supplies	4,527	4,021	18,000	18,000
63001	Miscellaneous Operating Expenses	16,869	16,702	44,000	24,000
63300	Gas & Diesel	0	0	2,420	2,420
	<b>SUBTOTAL COMMODITIES</b>	<b>21,397</b>	<b>20,723</b>	<b>64,420</b>	<b>44,420</b>
65010	Rental City Equipment	5,390	0	0	0
65012	Accident Repair & Replacement	600	0	0	0
65040	IT Maintenance Charge	0	23,030	44,620	62,570
65100	Insurance Charges	0	23,860	10,450	20,280
65105	Benefits Overhead	1,400	1,290	1,550	3,110
65210	Delivery Charges	70	70	0	0
	<b>SUBTOTAL FIXED CHARGES</b>	<b>7,460</b>	<b>48,250</b>	<b>56,620</b>	<b>85,960</b>
66400	Machinery & Equipment	30,009	0	0	0
	<b>SUBTOTAL CAPITAL</b>	<b>30,009</b>	<b>0</b>	<b>0</b>	<b>0</b>
	<b>TOTAL</b>	<b>269,977</b>	<b>488,028</b>	<b>1,303,090</b>	<b>1,190,520</b>

**CASp CERTIFICATION AND TRAINING FUND  
DEPARTMENT RESOURCE SUMMARY**

**PLANNING & BUILDING**

<b>ACTIVITIES</b>		<b>ACTUAL FY 20-21</b>	<b>ACTUAL FY 21-22</b>	<b>ADOPTED FY 22-23</b>	<b>ADOPTED FY 23-24</b>
<b>REVENUES</b>					
52366	CASp Certification Training Fund	88,819	88,630	85,000	85,000
58000	Earning On Investments	1,760	2,300	0	0
	<b>TOTAL REVENUES</b>	<b>90,579</b>	<b>90,930</b>	<b>85,000</b>	<b>85,000</b>
<b>EXPENDITURES</b>					
01616500	CASp CERTIFICATION AND TRAINING	2,453	3,925	85,000	85,000
	<b>TOTAL EXPENDITURES</b>	<b>2,453</b>	<b>3,925</b>	<b>85,000</b>	<b>85,000</b>
<b>OPERATING EXPENSES</b>		<b>ACTUAL FY 20-21</b>	<b>ACTUAL FY 21-22</b>	<b>ADOPTED FY 22-23</b>	<b>ADOPTED FY 23-24</b>
62000	CONTRACTUALS	2,453	2,868	59,500	59,500
63000	COMMODITIES	0	1,057	25,500	25,500
	<b>TOTAL</b>	<b>2,453</b>	<b>3,925</b>	<b>85,000</b>	<b>85,000</b>

**CASp CERTIFICATION AND TRAINING FUND**

PLANNING & BUILDING		ACCOUNTING UNIT			
CASp CERTIFICATION AND TRAINING		01616002			
Account Code	LINE ITEM RESOURCES	ACTUAL FY 20-21	ACTUAL FY 21-22	ADOPTED FY 22-23	ADOPTED FY 23-24
52366	CASp Certification Training Fund	88,819	88,630	85,000	85,000
58000	Earning On Investments	1,760	2,300	0	0
	<b>SUBTOTAL REVENUES</b>	<b>90,579</b>	<b>90,930</b>	<b>85,000</b>	<b>85,000</b>
	<b>TOTAL</b>	<b>90,579</b>	<b>90,930</b>	<b>85,000</b>	<b>85,000</b>

**CASp CERTIFICATION AND TRAINING FUND**

PLANNING & BUILDING		ACCOUNTING UNIT			
CASp CERTIFICATION AND TRAINING		01616500			
Account Code	LINE ITEM RESOURCES	ACTUAL FY 20-21	ACTUAL FY 21-22	ADOPTED FY 22-23	ADOPTED FY 23-24
62120	Training, Transportation, Meetings	975	2,468	21,300	21,300
62140	Membership, Subscription & Dues	1,478	400	17,000	17,000
62300	Contract Services-Professional	0	0	21,200	21,200
	<b>SUBTOTAL CONTRACTUALS</b>	<b>2,453</b>	<b>2,868</b>	<b>59,500</b>	<b>59,500</b>
63001	Miscellaneous Operating Expenses	0	1,057	25,500	25,500
	<b>SUBTOTAL COMMODITIES</b>	<b>0</b>	<b>1,057</b>	<b>25,500</b>	<b>25,500</b>
	<b>TOTAL</b>	<b>2,453</b>	<b>3,925</b>	<b>85,000</b>	<b>85,000</b>

**AIR QUALITY IMPR. (AB 2766)  
DEPARTMENT RESOURCE SUMMARY**

**PLANNING & BUILDING**

ACTIVITIES	ACTUAL FY 20-21	ACTUAL FY 21-22	ADOPTED FY 22-23	ADOPTED FY 23-24
EXPENDITURES				
03116510 PLANNING-AIR QUALITY IMPROV	143,074	249,353	321,790	335,650
TOTAL EXPENDITURES	143,074	249,353	321,790	335,650
OPERATING EXPENSES	ACTUAL FY 20-21	ACTUAL FY 21-22	ADOPTED FY 22-23	ADOPTED FY 23-24
61000 SALARIES & BENEFITS	109,693	205,021	179,470	182,280
62000 CONTRACTUALS	9,296	13,842	110,000	110,000
65000 FIXED CHARGES	24,086	29,055	26,730	39,080
68000 TRANSFERS	0	1,435	5,590	4,290
<b>TOTAL</b>	<b>143,074</b>	<b>249,353</b>	<b>321,790</b>	<b>335,650</b>



**AIR QUALITY IMPR. (AB 2766)**

<b>PLANNING &amp; BUILDING</b>		<b>ACCOUNTING UNIT</b>			
<b>PLANNING-AIR QUALITY IMPROV</b>		<b>03116510</b>			
<b>Account Code</b>	<b>LINE ITEM RESOURCES</b>	<b>ACTUAL FY 20-21</b>	<b>ACTUAL FY 21-22</b>	<b>ADOPTED FY 22-23</b>	<b>ADOPTED FY 23-24</b>
61000	Salaries Regular	58,797	137,471	105,640	89,750
61020	Salaries Part-Time	9,750	13,031	37,250	37,240
61100	Retirement-Employer Normal Cost	3,627	9,726	10,560	11,260
61102	Retirement- Employer Unfunded- Miscellaneous	18,350	26,294	8,450	13,590
61110	Part-Time Retirement	366	489	1,400	1,400
61120	Medicare Insurance	1,068	1,550	1,520	1,300
61130	Health Insurance	8,028	8,616	10,590	19,350
61170	Retiree Health Benefits	57	124	150	150
61180	Worker Compensation Insurance	9,650	7,720	3,910	8,240
	<b>SUBTOTAL SALARIES &amp; BENEFITS</b>	<b>109,693</b>	<b>205,021</b>	<b>179,470</b>	<b>182,280</b>
62300	Contract Services-Professional	9,296	13,842	110,000	110,000
	<b>SUBTOTAL CONTRACTUALS</b>	<b>9,296</b>	<b>13,842</b>	<b>110,000</b>	<b>110,000</b>
65040	IT Maintenance Charge	6,020	4,890	4,740	4,840
65100	Insurance Charges	11,710	9,450	5,050	10,180
65105	Benefits Overhead	500	260	750	1,560
65210	Delivery Charges	50	50	0	0
65400	Indirect Costs	5,806	14,405	16,190	22,500
	<b>SUBTOTAL FIXED CHARGES</b>	<b>24,086</b>	<b>29,055</b>	<b>26,730</b>	<b>39,080</b>
68001	POB Misc Xfer to Fund 406	0	1,435	5,590	4,290
	<b>SUBTOTAL TRANSFERS</b>	<b>0</b>	<b>1,435</b>	<b>5,590</b>	<b>4,290</b>
	<b>TOTAL</b>	<b>143,074</b>	<b>249,353</b>	<b>321,790</b>	<b>335,650</b>

**CITY SERVICES  
DEPARTMENT RESOURCE SUMMARY**

**PLANNING & BUILDING**

ACTIVITIES	ACTUAL FY 20-21	ACTUAL FY 21-22	ADOPTED FY 22-23	ADOPTED FY 23-24
<b>REVENUES</b>				
53607 EIR Developer Fees	270,802	138,064	1,000,000	1,000,000
53618 PBA-Expedited Inspections	0	0	500,000	500,000
53635 PBA - Trust & Agency	0	0	79,700	79,700
53636 PBA Building/Planning-Cash Bonds	11,802	38,155	589,200	589,200
53637 PBA - Accelerated Plan Check	952,503	1,152,327	900,000	900,000
57000 Expense Reimbursement	89,462	0	0	0
57018 Receivership	21,458	0	200,000	200,000
TOTAL REVENUES	1,346,027	1,328,546	3,268,900	3,268,900
<b>EXPENDITURES</b>				
05316021 PLNG & BLG AGY SERVICES	828,281	568,805	3,268,900	3,268,900
TOTAL EXPENDITURES	828,281	568,805	3,268,900	3,268,900
OPERATING EXPENSES	ACTUAL FY 20-21	ACTUAL FY 21-22	ADOPTED FY 22-23	ADOPTED FY 23-24
62000 CONTRACTUALS	828,281	568,805	3,268,900	3,268,900
<b>TOTAL</b>	<b>828,281</b>	<b>568,805</b>	<b>3,268,900</b>	<b>3,268,900</b>

**CITY SERVICES**

<b>PLANNING &amp; BUILDING</b>		<b>ACCOUNTING UNIT</b>			
<b>PBA REVENUE</b>		<b>05316002</b>			
<b>Account Code</b>	<b>LINE ITEM RESOURCES</b>	<b>ACTUAL FY 20-21</b>	<b>ACTUAL FY 21-22</b>	<b>ADOPTED FY 22-23</b>	<b>ADOPTED FY 23-24</b>
53607	EIR Developer Fees	270,802	138,064	1,000,000	1,000,000
53618	PBA-Expedited Inspections	0	0	500,000	500,000
53635	PBA - Trust & Agency	0	0	79,700	79,700
53636	PBA Building/Planning-Cash Bonds	11,802	38,155	589,200	589,200
53637	PBA - Accelerated Plan Check	952,503	1,152,327	900,000	900,000
57000	Expense Reimbursement	89,462	0	0	0
57018	Receivership	21,458	0	200,000	200,000
	<b>SUBTOTAL REVENUES</b>	<b>1,346,027</b>	<b>1,328,546</b>	<b>3,268,900</b>	<b>3,268,900</b>
	<b>TOTAL</b>	<b>1,346,027</b>	<b>1,328,546</b>	<b>3,268,900</b>	<b>3,268,900</b>

**CITY SERVICES**

<b>PLANNING &amp; BUILDING</b>		<b>ACCOUNTING UNIT</b>			
<b>PLNG &amp; BLG AGY SERVICES</b>		<b>05316021</b>			
<b>Account Code</b>	<b>LINE ITEM RESOURCES</b>	<b>ACTUAL FY 20-21</b>	<b>ACTUAL FY 21-22</b>	<b>ADOPTED FY 22-23</b>	<b>ADOPTED FY 23-24</b>
62300	Contract Services-Professional	72,343	4,053	500,000	500,000
62308	Consultant Services-EIR Develo	270,802	0	1,000,000	1,000,000
62311	Contract Services-Planning Con	4,423	34,198	0	0
62312	Contract Services-Trust & Agen	0	0	79,700	79,700
62315	Contract Services-Building/Pla	0	0	589,200	589,200
62318	Contract Services-PBA-Accelera	480,714	530,554	1,000,000	1,000,000
62323	Contract Services - Expedited	0	0	100,000	100,000
	<b>SUBTOTAL CONTRACTUALS</b>	<b>828,281</b>	<b>568,805</b>	<b>3,268,900</b>	<b>3,268,900</b>
	<b>TOTAL</b>	<b>828,281</b>	<b>568,805</b>	<b>3,268,900</b>	<b>3,268,900</b>

**SMIP  
DEPARTMENT RESOURCE SUMMARY**

**PLANNING & BUILDING**

ACTIVITIES	ACTUAL FY 20-21	ACTUAL FY 21-22	ADOPTED FY 22-23	ADOPTED FY 23-24
REVENUES				
53638 Strong-Motion Instrumentation Program	97,777	3,922	16,000	16,000
TOTAL REVENUES	97,777	3,922	16,000	16,000
EXPENDITURES				
11016500 Strong-Motion Instrumentation	0	0	16,000	16,000
TOTAL EXPENDITURES	0	0	16,000	16,000
OPERATING EXPENSES	ACTUAL FY 20-21	ACTUAL FY 21-22	ADOPTED FY 22-23	ADOPTED FY 23-24
62000 CONTRACTUALS	0	0	8,000	8,000
63000 COMMODITIES	0	0	8,000	8,000
<b>TOTAL</b>	<b>0</b>	<b>0</b>	<b>16,000</b>	<b>16,000</b>

**SMIP**

PLANNING & BUILDING		ACCOUNTING UNIT			
Strong-Motion Instrumentation		11016002			
Account Code	LINE ITEM RESOURCES	ACTUAL FY 20-21	ACTUAL FY 21-22	ADOPTED FY 22-23	ADOPTED FY 23-24
53638	Strong-Motion Instrumentation Program	97,777	3,922	16,000	16,000
	<b>SUBTOTAL REVENUES</b>	<b>97,777</b>	<b>3,922</b>	<b>16,000</b>	<b>16,000</b>
	<b>TOTAL</b>	<b>97,777</b>	<b>3,922</b>	<b>16,000</b>	<b>16,000</b>

**SMIP**

<b>PLANNING &amp; BUILDING</b>		<b>ACCOUNTING UNIT</b>			
<b>Strong-Motion Instrumentation</b>		<b>11016500</b>			
<b>Account Code</b>	<b>LINE ITEM RESOURCES</b>	<b>ACTUAL FY 20-21</b>	<b>ACTUAL FY 21-22</b>	<b>ADOPTED FY 22-23</b>	<b>ADOPTED FY 23-24</b>
62120	Training, Transportation, Meetings	0	0	1,600	1,600
62300	Contract Services-Professional	0	0	6,400	6,400
	<b>SUBTOTAL CONTRACTUALS</b>	<b>0</b>	<b>0</b>	<b>8,000</b>	<b>8,000</b>
63001	Miscellaneous Operating Expenses	0	0	8,000	8,000
	<b>SUBTOTAL COMMODITIES</b>	<b>0</b>	<b>0</b>	<b>8,000</b>	<b>8,000</b>
	<b>TOTAL</b>	<b>0</b>	<b>0</b>	<b>16,000</b>	<b>16,000</b>

**SPECIAL REPAIR/DEMOLITION  
DEPARTMENT RESOURCE SUMMARY**

**PLANNING & BUILDING**

ACTIVITIES	ACTUAL FY 20-21	ACTUAL FY 21-22	ADOPTED FY 22-23	ADOPTED FY 23-24
REVENUES				
53507    Emergency Repair Assessment	199,098	248,300	160,000	100,000
TOTAL REVENUES	199,098	248,300	160,000	100,000
EXPENDITURES				
12116540    SPECIAL REPAIR/DEMOLITION	29,775	28,649	160,000	100,000
TOTAL EXPENDITURES	29,775	28,649	160,000	100,000
<b>OPERATING EXPENSES</b>	<b>ACTUAL FY 20-21</b>	<b>ACTUAL FY 21-22</b>	<b>ADOPTED FY 22-23</b>	<b>ADOPTED FY 23-24</b>
62000    CONTRACTUALS	29,775	28,649	160,000	100,000
<b>TOTAL</b>	<b>29,775</b>	<b>28,649</b>	<b>160,000</b>	<b>100,000</b>



**SPECIAL REPAIR/DEMOLITION**

<b>PLANNING &amp; BUILDING</b>		<b>ACCOUNTING UNIT</b>			
<b>SPECIAL REPAIR/DEMOL-PLANNG</b>		<b>12116002</b>			
Account Code	LINE ITEM RESOURCES	ACTUAL FY 20-21	ACTUAL FY 21-22	ADOPTED FY 22-23	ADOPTED FY 23-24
53507	Emergency Repair Assessment	199,098	248,300	160,000	100,000
	<b>SUBTOTAL REVENUES</b>	<b>199,098</b>	<b>248,300</b>	<b>160,000</b>	<b>100,000</b>
	<b>TOTAL</b>	<b>199,098</b>	<b>248,300</b>	<b>160,000</b>	<b>100,000</b>

**SPECIAL REPAIR/DEMOLITION**

<b>PLANNING &amp; BUILDING</b>		<b>ACCOUNTING UNIT</b>			
<b>SPECIAL REPAIR/DEMOLITION</b>		<b>12116540</b>			
Account Code	LINE ITEM RESOURCES	ACTUAL FY 20-21	ACTUAL FY 21-22	ADOPTED FY 22-23	ADOPTED FY 23-24
62300	Contract Services-Professional	29,775	28,649	160,000	100,000
	<b>SUBTOTAL CONTRACTUALS</b>	<b>29,775</b>	<b>28,649</b>	<b>160,000</b>	<b>100,000</b>
	<b>TOTAL</b>	<b>29,775</b>	<b>28,649</b>	<b>160,000</b>	<b>100,000</b>

**SB2 Planning  
DEPARTMENT RESOURCE SUMMARY**

**PLANNING & BUILDING**

ACTIVITIES	ACTUAL FY 20-21	ACTUAL FY 21-22	ADOPTED FY 22-23	ADOPTED FY 23-24
REVENUES				
52025    State Grants-Direct	0	0	1,276,020	1,030,170
TOTAL REVENUES	0	0	1,276,020	1,030,170
EXPENDITURES				
15816500    SB2 Planning Grants Progrm	56,300	241,962	427,000	246,550
15816501    PBA LEAP Program	28,633	95,099	653,000	596,000
TOTAL EXPENDITURES	84,933	337,060	1,080,000	842,550
OPERATING EXPENSES	ACTUAL FY 20-21	ACTUAL FY 21-22	ADOPTED FY 22-23	ADOPTED FY 23-24
62000    CONTRACTUALS	66,915	330,398	770,000	485,000
63000    COMMODITIES	2,071	144	210,000	357,550
66000    CAPITAL	15,946	6,518	100,000	0
<b>TOTAL</b>	<b>84,933</b>	<b>337,060</b>	<b>1,080,000</b>	<b>842,550</b>

**SB2 Planning**

PLANNING & BUILDING		ACCOUNTING UNIT			
Planning Grants Program Revenue		15816002			
Account Code	LINE ITEM RESOURCES	ACTUAL FY 20-21	ACTUAL FY 21-22	ADOPTED FY 22-23	ADOPTED FY 23-24
52025	State Grants-Direct	0	0	1,276,020	1,030,170
	<b>SUBTOTAL REVENUES</b>	<b>0</b>	<b>0</b>	<b>1,276,020</b>	<b>1,030,170</b>
	<b>TOTAL</b>	<b>0</b>	<b>0</b>	<b>1,276,020</b>	<b>1,030,170</b>

**SB2 Planning**

PLANNING & BUILDING		ACCOUNTING UNIT			
SB2 Planning Grants Program		15816500			
Account Code	LINE ITEM RESOURCES	ACTUAL FY 20-21	ACTUAL FY 21-22	ADOPTED FY 22-23	ADOPTED FY 23-24
62200	Advertising	0	0	15,000	0
62300	Contract Services-Professional	40,353	235,443	202,000	185,000
	<b>SUBTOTAL CONTRACTUALS</b>	<b>40,353</b>	<b>235,443</b>	<b>217,000</b>	<b>185,000</b>
63001	Miscellaneous Operating Expenses	0	0	110,000	61,550
	<b>SUBTOTAL COMMODITIES</b>	<b>0</b>	<b>0</b>	<b>110,000</b>	<b>61,550</b>
66400	Machinery & Equipment	15,946	6,518	100,000	0
	<b>SUBTOTAL CAPITAL</b>	<b>15,946</b>	<b>6,518</b>	<b>100,000</b>	<b>0</b>
	<b>TOTAL</b>	<b>56,300</b>	<b>241,962</b>	<b>427,000</b>	<b>246,550</b>

**SB2 Planning**

PLANNING & BUILDING		ACCOUNTING UNIT			
PBA LEAP Program		15816501			
Account Code	LINE ITEM RESOURCES	ACTUAL FY 20-21	ACTUAL FY 21-22	ADOPTED FY 22-23	ADOPTED FY 23-24
62140	Membership, Subscription & Dues	0	0	18,000	0
62300	Contract Services-Professional	26,562	94,955	535,000	300,000
	<b>SUBTOTAL CONTRACTUALS</b>	<b>26,562</b>	<b>94,955</b>	<b>553,000</b>	<b>300,000</b>
63001	Miscellaneous Operating Expenses	2,071	144	100,000	296,000
	<b>SUBTOTAL COMMODITIES</b>	<b>2,071</b>	<b>144</b>	<b>100,000</b>	<b>296,000</b>
	<b>TOTAL</b>	<b>28,633</b>	<b>95,099</b>	<b>653,000</b>	<b>596,000</b>

**CARES ACT-STATE  
DEPARTMENT RESOURCE SUMMARY**

**PLANNING & BUILDING**

<b>ACTIVITIES</b>		<b>ACTUAL FY 20-21</b>	<b>ACTUAL FY 21-22</b>	<b>ADOPTED FY 22-23</b>	<b>ADOPTED FY 23-24</b>
<b>EXPENDITURES</b>					
17616500	CARES ACT-STATE PBA	827,245	0	0	0
	<b>TOTAL EXPENDITURES</b>	827,245	0	0	0
<b>OPERATING EXPENSES</b>		<b>ACTUAL FY 20-21</b>	<b>ACTUAL FY 21-22</b>	<b>ADOPTED FY 22-23</b>	<b>ADOPTED FY 23-24</b>
61000	SALARIES & BENEFITS	705,263	0	0	0
62000	CONTRACTUALS	71,306	0	0	0
63000	COMMODITIES	22,641	0	0	0
66000	CAPITAL	28,036	0	0	0
	<b>TOTAL</b>	<b>827,245</b>	<b>0</b>	<b>0</b>	<b>0</b>

**CARES ACT-STATE**

PLANNING & BUILDING		ACCOUNTING UNIT			
CARES ACT-STATE PBA		17616500			
Account Code	LINE ITEM RESOURCES	ACTUAL FY 20-21	ACTUAL FY 21-22	ADOPTED FY 22-23	ADOPTED FY 23-24
61000	Salaries Regular	206,771	0	0	0
61020	Salaries Part-Time	200,032	0	0	0
61040	Salaries Overtime	247,431	0	0	0
61100	Retirement-Employer Normal Cost	12,230	0	0	0
61110	Part-Time Retirement	7,083	0	0	0
61120	Medicare Insurance	5,513	0	0	0
61130	Health Insurance	26,202	0	0	0
	<b>SUBTOTAL SALARIES &amp; BENEFITS</b>	<b>705,263</b>	<b>0</b>	<b>0</b>	<b>0</b>
62300	Contract Services-Professional	71,306	0	0	0
	<b>SUBTOTAL CONTRACTUALS</b>	<b>71,306</b>	<b>0</b>	<b>0</b>	<b>0</b>
63001	Miscellaneous Operating Expenses	22,641	0	0	0
	<b>SUBTOTAL COMMODITIES</b>	<b>22,641</b>	<b>0</b>	<b>0</b>	<b>0</b>
66400	Machinery & Equipment	28,036	0	0	0
	<b>SUBTOTAL CAPITAL</b>	<b>28,036</b>	<b>0</b>	<b>0</b>	<b>0</b>
	<b>TOTAL</b>	<b>827,245</b>	<b>0</b>	<b>0</b>	<b>0</b>



**American Rescue Plan Act  
DEPARTMENT RESOURCE SUMMARY**

**PLANNING & BUILDING**

ACTIVITIES	ACTUAL FY 20-21	ACTUAL FY 21-22	ADOPTED FY 22-23	ADOPTED FY 23-24
EXPENDITURES				
18116013 ARPA - PBA	0	0	514,020	532,060
TOTAL EXPENDITURES	0	0	514,020	532,060
OPERATING EXPENSES	ACTUAL FY 20-21	ACTUAL FY 21-22	ADOPTED FY 22-23	ADOPTED FY 23-24
61000 SALARIES & BENEFITS	0	0	462,080	506,680
65000 FIXED CHARGES	0	0	51,940	25,380
<b>TOTAL</b>	<b>0</b>	<b>0</b>	<b>514,020</b>	<b>532,060</b>

**American Rescue Plan Act**

<b>PLANNING &amp; BUILDING</b>		<b>ACCOUNTING UNIT</b>			
<b>ARPA - PBA</b>		<b>18116013</b>			
<b>Account Code</b>	<b>LINE ITEM RESOURCES</b>	<b>ACTUAL FY 20-21</b>	<b>ACTUAL FY 21-22</b>	<b>ADOPTED FY 22-23</b>	<b>ADOPTED FY 23-24</b>
61000	Salaries Regular	0	0	336,070	334,540
61100	Retirement-Employer Normal Cost	0	0	37,740	41,990
61102	Retirement- Employer Unfunded- Miscellaneous	0	0	0	44,020
61120	Medicare Insurance	0	0	4,870	4,850
61130	Health Insurance	0	0	83,400	79,440
61180	Worker Compensation Insurance	0	0	0	1,840
	<b>SUBTOTAL SALARIES &amp; BENEFITS</b>	<b>0</b>	<b>0</b>	<b>462,080</b>	<b>506,680</b>
65040	IT Maintenance Charge	0	0	0	22,750
65100	Insurance Charges	0	0	0	2,280
65105	Benefits Overhead	0	0	0	350
65400	Indirect Costs	0	0	51,940	0
	<b>SUBTOTAL FIXED CHARGES</b>	<b>0</b>	<b>0</b>	<b>51,940</b>	<b>25,380</b>
	<b>TOTAL</b>	<b>0</b>	<b>0</b>	<b>514,020</b>	<b>532,060</b>

**SCAG GRANTS  
DEPARTMENT RESOURCE SUMMARY**

**PLANNING & BUILDING**

ACTIVITIES	ACTUAL FY 20-21	ACTUAL FY 21-22	ADOPTED FY 22-23	ADOPTED FY 23-24
REVENUES				
52027 State Grants-Indirect	14,050	0	0	0
TOTAL REVENUES	14,050	0	0	0
EXPENDITURES				
40316570 PBA SUSTAINABILITY PLNG GRANT	14,800	0	0	0
TOTAL EXPENDITURES	14,800	0	0	0
OPERATING EXPENSES	ACTUAL FY 20-21	ACTUAL FY 21-22	ADOPTED FY 22-23	ADOPTED FY 23-24
62000 CONTRACTUALS	14,800	0	0	0
<b>TOTAL</b>	<b>14,800</b>	<b>0</b>	<b>0</b>	<b>0</b>

**SCAG GRANTS**

PLANNING & BUILDING		ACCOUNTING UNIT			
PBA SCAG GRANT		40316002			
Account Code	LINE ITEM RESOURCES	ACTUAL FY 20-21	ACTUAL FY 21-22	ADOPTED FY 22-23	ADOPTED FY 23-24
52027	State Grants-Indirect	14,050	0	0	0
	<b>SUBTOTAL REVENUES</b>	<b>14,050</b>	<b>0</b>	<b>0</b>	<b>0</b>
	<b>TOTAL</b>	<b>14,050</b>	<b>0</b>	<b>0</b>	<b>0</b>

**SCAG GRANTS**

<b>PLANNING &amp; BUILDING</b>		<b>ACCOUNTING UNIT</b>			
<b>PBA SUSTAINABILITY PLNG GRANT</b>		<b>40316570</b>			
Account Code	LINE ITEM RESOURCES	ACTUAL FY 20-21	ACTUAL FY 21-22	ADOPTED FY 22-23	ADOPTED FY 23-24
62300	Contract Services-Professional	14,800	0	0	0
	<b>SUBTOTAL CONTRACTUALS</b>	<b>14,800</b>	<b>0</b>	<b>0</b>	<b>0</b>
	<b>TOTAL</b>	<b>14,800</b>	<b>0</b>	<b>0</b>	<b>0</b>



**This Page Intentionally  
Left Blank**

# Public Works Agency





**This Page Intentionally  
Left Blank**



**Public Works Agency  
Position Summary**

<b>Authorized Personnel</b>	<b>Funded FY 22-23</b>	<b>Workforce Changes</b>	<b>Funded FY 23-24</b>
Accounting Assistant	2	1	3
Administrative Services Manager (MM)	2	0	2
Assistant Engineer	16	0	16
Assistant Instrument Technician	2	0	2
Assistant Park and Landscape Planner <sup>2</sup>	1	0	1
Assistant Public Works Maintenance Manager (AM)	1	0	1
Assistant Traffic Operations Engineer	1	0	1
Associate Engineer <sup>2</sup>	16	0	16
Associate Park and Landscape Planner <sup>2</sup>	2	0	2
Building Maintenance Supervisor	2	0	2
Building Maintenance Technician	9	0	9
Civil Engineer	4	0	4
Community Liaison	1	0	1
Construction Inspector	6	0	6
Corporate Yard Maintenance Attendant	1	0	1
Data Entry Office Asst	1	0	1
Deputy City Engineer (MM)	1	0	1
Deputy Public Works Director/City Engineer (MM)	1	0	1
Deputy Public Works Director/Main Svcs Mgr (MM)	1	0	1
Deputy Public Works Director/Parks, Fleet, and Facilities Manager (MM) <sup>1</sup>	1	0	1
Deputy Public Works Director/Water Rsrcls Mgr (MM)	1	0	1
Engineering Aide	6	0	6
Engineering Technician	8	0	8
Enterprise Program Manager (AM)	1	0	1
Equipment Operator	5	0	5
Equipment Operator - Water Services	10	0	10
Executive Dir Public Works (EM)	1	0	1
Executive Secretary (UC)	1	0	1
Facilities Maintenance Manager (AM)	1	0	1
Fleet Parts Specialist	2	0	2
Fleet Services Manager (AM)	1	0	1
Fleet Services Supervisor	2	0	2
Fleet Services Technician II	9	0	9
Fleet Services Technician III	4	0	4
Instrument Technician	1	0	1
Lead Accounting Assistant	1	0	1
Maintenance Worker II	14	0	14
Management Aide (UC) <sup>2</sup>	5	1	6
Management Analyst (UC) <sup>2</sup>	5	1	6
NPDES Manager	1	0	1
Park Maintenance Assistant <sup>1,2</sup>	3	0	3
Park Maintenance Leader <sup>1</sup>	1	0	1
Park Maintenance Supervisor <sup>1</sup>	1	0	1
Park Maintenance Worker <sup>1</sup>	8	0	8
Park Services Inspection Supervisor	2	0	2
Park Services Inspector II	8	0	8
Park Services Superintendent (MM)	1	0	1
Principal Civil Engineer (MM)	4	0	4
Principal Management Analyst (AM)	1	0	1
Public Works Contracts Administrator <sup>1</sup>	4	0	4
Public Works Crew Leader	4	0	4
Public Works Dispatcher	1	0	1
Public Works Projects Manager <sup>1,2,3</sup>	6	1	7
Public Works Projects Specialist <sup>2</sup>	6	(1)	5
Public Works Safety Assistant	1	0	1
Public Works Safety Coordinator	1	0	1

## Public Works Agency Position Summary

Authorized Personnel	Funded FY 22-23	Workforce Changes	Funded FY 23-24
Records Specialist	1	0	1
Right of Way Coordinator	1	0	1
Sanitation Inspector II	5	(1)	4
Senior Accounting Assistant	8	0	8
Senior Civil Engineer	12	1	13
Senior Construction Inspector	2	0	2
Senior Engineer	1	0	1
Senior Management Analyst (AM)	2	0	2
Senior Office Assistant	9	0	9
Senior Water Services Supervisor	1	0	1
Solid Waste Enforcement Officer <sup>1</sup>	2	1	3
Stock Clerk	1	0	1
Storekeeper	1	0	1
Stores & City Yard Property Specialist	1	0	1
Stormwater Coordinator	2	0	2
Street Lighting Maintenance Worker	2	0	2
Street Maintenance Supervisor	3	0	3
Survey Party Chief	1	(1)	0
Systems Technician	1	0	1
Tree Maintenance Supervisor	1	0	1
Tree Trimmer	3	0	3
Water Conservation Specialist	1	0	1
Water Services Crew Leader	3	0	3
Water Services Meter Repairer II	6	0	6
Water Services Production Supervisor	1	0	1
Water Services Quality Coordinator	1	0	1
Water Services Quality Inspector	4	0	4
Water Services Quality Supervisor	1	0	1
Water Services Supervisor	3	0	3
Water Services Utility Inspector	2	0	2
Water Services Worker II	15	0	15
Water Systems Electrician	2	0	2
Water Systems Operator II	6	0	6
Water Systems Operator III	3	0	3
<b>Funded Total</b>	<b>310</b>	<b>3</b>	<b>313</b>

<sup>1</sup> Job title change

<sup>2</sup> Position(s) added in FY 22-23 funded by ARPA Reso #2022-066

<sup>3</sup> Position(s) added in FY 22-23 Mid-Year Report Reso #2023-014

GENERAL FUND	63.91
CAPITAL PROJECT FUND	2.00
OTHER RESTRICTED FUND	8.58
ENTERPRISE FUND	131.90
INTERNAL SERVICE FUND	97.61
FEDERAL/STATE GRANTS	9.00
<b>TOTAL FUNDED POSITIONS</b>	<b>313.00</b>

# PUBLIC WORKS AGENCY

## DEPARTMENT PROGRAMS



### **Administrative Services**

- Provides management, administrative, and fiscal support, as well as resources needed for the Public Works Agency to operate effectively and efficiently. Manages refuse service and right of way amenities.



### **Engineering Services**

- Provides professional engineering services, such as design and construction management, plan reviews, permit issuance, construction inspections, and stormwater management for all capital improvement projects throughout the city.



### **Parks, Fleet & Facilities**

- Repairs and maintains City buildings, including community centers, libraries, police department and the jail; provides landscape maintenance services of the Park system; and maintenance and procurement services for City vehicles and equipment.



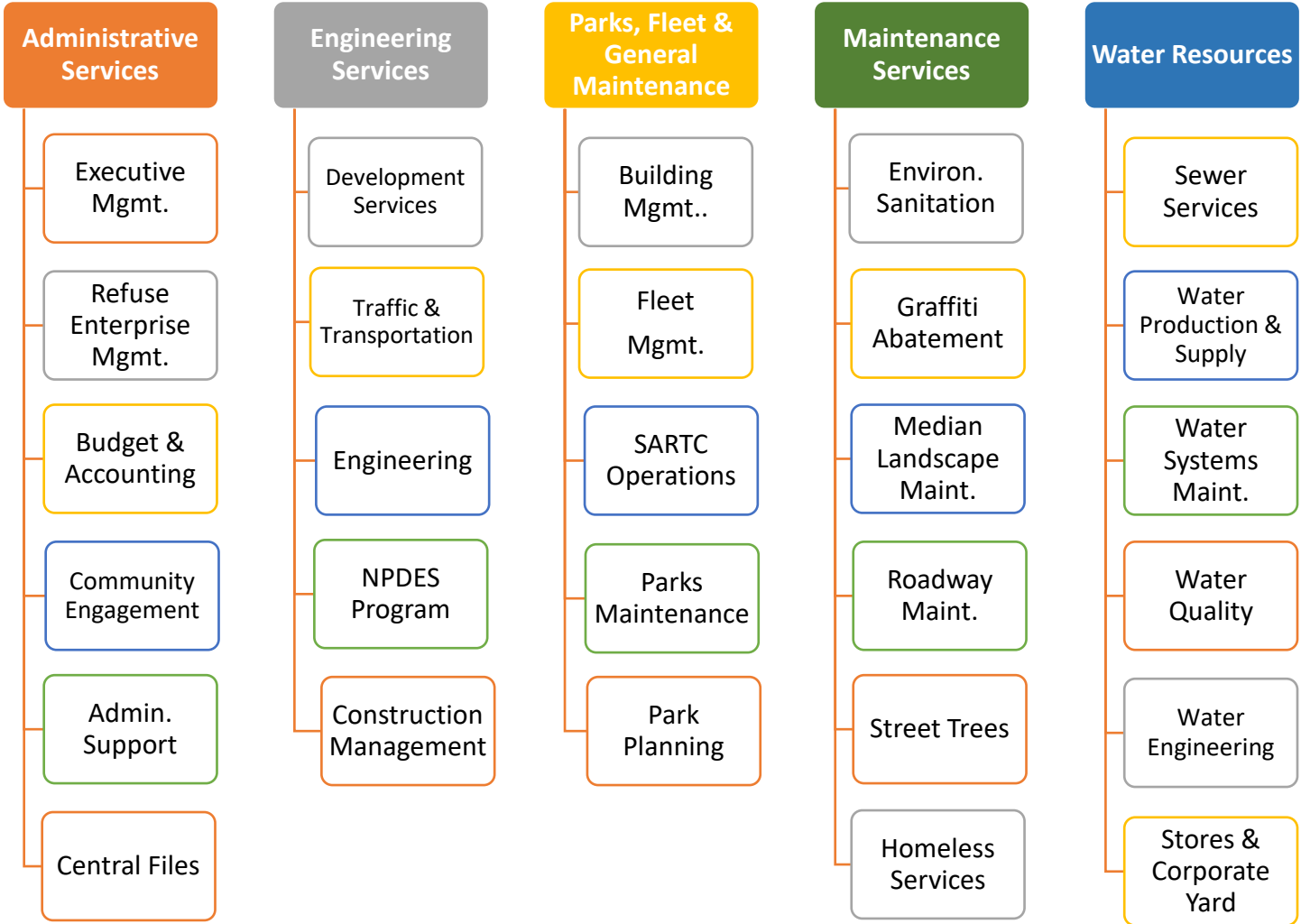
### **Maintenance Services**

- Provides the highest quality of maintenance services to streets, sidewalks, trees and all public right of way in a cost-efficient and timely manner for a safe and aesthetically pleasing environment.



### **Water Resources**

- Provides the highest quality water and sewer services, excellent customer service, and viable infrastructure, while ensuring fiscal responsibility, ethical conduct, and environmental sustainability.




## Department Summary

The Public Works Agency (PWA) constructs and maintains public infrastructure, such as water, sewer systems, roadways, buildings, storm drains, streets sidewalks, medians, and trees. PWA also oversees the design, landscaping, and maintenance of the park system, as well as manage the City's refuse, recycling, graffiti, and National Pollutant Discharge Elimination System (NPDES) programs. PWA is additionally responsible for providing services to other City departments, including fleet (vehicle) maintenance and building maintenance, to ensure the upkeep and preservation of City facilities, such as the Santa Ana Regional Transportation Center, the City's Corporate Yard, and Central Stores for the purchase of supplies and materials for City operations. With these combined services, PWA continues to enhance the quality of life residents, businesses, and visitors.


## Accomplishments

- Transitioned to the new solid waste services provider (Republic Services) and implemented Clean City Initiatives, including Abandoned Item Collection and Sidewalk Cleaning citywide.
- Continued activities and projects utilizing over \$50M in American Rescue Plan (ARPA) funds.
- Managed over 50 construction projects, over \$140M of investment in public infrastructure.
- Reviewed over 1,800 plan sets and issued over 1,200 permits for work in the public right-of-way.
- Awarded over \$50M in traffic safety and traffic improvement project grants.
- Utilized \$2.2M to repair over 1,200 locations of damaged sidewalk within 13 neighborhoods, throughout all six City Council Wards.
- Improved City's urban forest by planting 159 new street trees in 38 neighborhoods; installed new median landscaping on Broadway, North Main Street, and Tustin Avenue, and completed new landscaping and irrigation upgrades to four neighborhood entrance medians.
- Restriped over 280 street lane miles and replaced nearly 600 traffic signs.
- Sanitized and cleaned approximately 17,000 locations of high-pedestrian/bicyclist use areas with Revive Santa Ana Program/ARPA funding.
- Fully assumed the role of providing park maintenance services
- Completed the Facility Condition Assessment for all parks and facilities.
- Acquired approximately six acres of open space for future park use.
- Purchased 24 on-road and off-road alternative fuel vehicles and equipment.
- Executed and implemented new enhanced security services contract for parks and city facilities.
- Provided 32,000 acre-feet of award winning tap water and maximized use of local water resources.
- Completed initial implementation phases of the Smart Water Meter Program.


## Strategic Priorities




**Financial Stability** Protect and enhance revenue streams while maintaining a healthy reserve balance to provide for the expenditure of funds in support of the long- term priorities of the City' s strategic plan.




**Community Safety** Provide a safe environment for residents and visitors while reducing crime and addressing the impacts of homelessness on our quality of life.








**Modern Facilities & Infrastructure** Ensure maintenance and preservation of City facilities and roadways to better serve the population and visitors.



**Efficient City Services** Streamline the methods of providing services to help ensure doing business with the City is easier and more efficient.



**Economic Diversification & Expansion** Enhance economic vitality by growing revenue streams, attracting quality jobs, diverse businesses and desired amenities for residents.

Strategic Plan & Goals For FY 23-24					
Improve pedestrian mobility by mitigating hazardous sidewalk conditions Citywide.			X		
Improve roadway conditons for motorists by addressing roadway hazards.			X		
Complete infrastructure improvements in residential neighborhoods consistent with the City's Capital Improvement Program			X	X	
Seek additional funds to improve infrastructure, including state and federal grants. Prioritize grant opportunities to fund active transportation and infrastructure improvements	X	X	X		
Re-imagine the Residential Permit Parking Program to maximize parking availability in an equitable manner and consistent with state law and best practices		X	X	X	
Re-evaluate, modernize and justify development impact fees	X		X	X	
Initiate the Agency's Digital Records Management Project.				X	
Increase security measures by installing video surveillance to help deter and/or reduce crime at City parks and facilities.		X	X		
Enhance equal access to our community through renovating and modernizing City parks and facilities.			X		
Continue to implement improved technology to manage the water distribution system, enhance customer service, and ensure the delivery of safe drinking water supply to the community.		X	X	X	

# Key Performance Measures

Strategic Priority:

Measure	5-Year Trajectory	FY 21-22 Actual	FY 22-23 Target	FY 23-24 Target
7 day response time for sidewalk, curb and gutter safety repairs	Steady	63%	75%	85%
48 hours response time for pothole repair service requests	Steady	40%	75%	85%
Citywide Pavement Condition Index (PCI) Rating	Modest	75	75	75
Meet safe drinking water standards.	Steady	100%	100%	100%
Number of Sample Digital Workflows Identified and Tested.	Significant	n/a	n/a	5



**This Page Intentionally  
Left Blank**



# Public Works

## REVENUE

Fund	ACTUAL FY 20-21	ACTUAL FY 21-22	ADOPTED FY 22-23	ADOPTED FY 23-24
011 GENERAL FUND	4,841,622	4,656,082	4,578,900	7,234,540
029 SPECIAL GAS TAX	13,588,584	12,558,190	17,183,130	16,507,380
030 PROP 1B BOND ACT OF 2006	1,287	1,156	-	-
031 AIR QUALITY IMPR. (AB 2766)	556,347	331,769	534,000	725,900
032 MEASURE M-STREET CONSTRUCTION	10,650,010	6,404,806	5,762,330	32,494,040
033 NEW TRANSP SYS IMPR AREA B	10,632	33,393	-	-
034 NEW TRANSP SYS IMPR AREA E	278,175	75,339	-	-
035 NEW TRANSP SYS IMPR AREA F	190,413	595,429	-	-
041 TRANSP SYS IMPR AREA A-2	2,776	370,954	-	-
042 TRANSP SYS IMPR AREA B	80	72	-	-
048 TRANSP SYS IMPR AREA C-2	1,791	1,609	-	-
049 TRANSP SYS IMPR AREA G	826	742	-	-
053 CITY SERVICES	-	69,929	150,000	-
054 SANITARY SEWER CAPITAL	(136,288)	(1,132,075)	60,000	2,050,000
055 SEWER CONNECTION FEE	1,126,735	(744,050)	1,140,400	1,090,000
056 SANITARY SEWER SERVICE	7,405,493	8,091,361	8,895,300	9,146,440
057 FED CLEAN WATER PROTECTION ENT	3,913,597	3,854,360	5,300,800	4,449,620
058 RESIDENTIAL STREET IMPROVEMENT	568,167	895,530	450,000	500,000
059 SELECT STREET CONSTRUCTION	3,857,885	7,675,935	11,335,100	10,079,480
060 WATER REVENUE	63,823,036	63,744,018	73,576,450	72,037,820
066 ACQUISITION & CONSTRUCTION	6,211,095	10,582,233	20,000,000	-
067 REGIONAL TRANSP CENTER	1,564,129	3,541,383	1,841,740	1,696,470
068 SANITATION FUND	6,003,134	6,058,732	6,342,900	6,577,900
069 REFUSE COLLECTION SERVICE	13,462,407	13,528,847	16,286,740	22,089,150
070 EQUIPMENT REPLACEMENT FUND	1,728,424	2,677,323	738,700	1,368,000
073 BUILDING MAINT FUND	4,632,615	7,143,670	5,623,060	5,623,060
074 CIVIC CENTER MAINTENANCE	-	-	4,787,650	4,790,650
075 FLEET MAINTENANCE	4,666,420	6,392,429	5,467,310	5,591,310
076 STORES & PROPERTY CONTROL	2,267,522	2,453,849	1,804,100	2,071,100
085 CITY YARD OPERATION	1,256,135	1,256,692	1,263,100	1,466,190
086 PUB WKS ENG/PROJ MGMT	8,017,073	7,423,366	10,147,760	6,922,870
101 PUB WKS-ADMIN & PLANNING	5,611,593	8,009,681	7,733,700	7,968,140
122 EMERGENCY & HEALTH GRANTS	2,290	2,635	2,302,880	-
147 FEDERAL AID SAFETY PROGRAM	701,547	636,116	-	-
148 TRAFFIC SYSTEM MGMT GRANT	4,362,724	6,083,516	889,000	4,695,000

# Public Works

## REVENUE

Fund	ACTUAL FY 20-21	ACTUAL FY 21-22	ADOPTED FY 22-23	ADOPTED FY 23-24
149 WIC ASSESSMENT DIST ST IMPRV	275	247	-	-
162 ENERGY CONSERVATION PROGRAM	-	72,000	-	-
164 PWA ENTERPRISE CAPITAL GRANTS	-	108,519	-	-
165 OFFICE OF TRAFFIC SAFETY GRANT	77,136	85,439	-	-
201 LOCAL DRAINAGE AREA NO 1	1	1	-	-
202 LOCAL DRAINAGE AREA NO 2	12	11	-	-
203 LOCAL DRAINAGE AREA NO 3	6,338	5,693	-	-
204 LOCAL DRAINAGE AREA NO 4	9	8	-	-
205 LOCAL DRAINAGE AREA NO 5	5	5	-	-
206 LOCAL DRAINAGE AREA NO 6	7	7	-	-
207 LOCAL DRAINAGE AREA NO 7	1,630	1,464	-	-
209 LOCAL DRAINAGE AREA NO 9	6	6	-	-
210 LOCAL DRAINAGE AREA NO 10	144	129	-	-
211 LOCAL DRAINAGE AREA NO 11	2	2	-	-
212 LOCAL DRAINAGE AREA NO 12	-	-	-	-
213 LOCAL DRAINAGE AREA NO 13	23	20	-	-
221 LOCAL DRAINAGE AREA I	70,828	55,252	-	-
222 LOCAL DRAINAGE AREA II	36,677	48,012	-	-
223 LOCAL DRAINAGE AREA III	3,534	3,953	-	-
224 LOCAL DRAINAGE AREA IV	50,460	133,070	-	-
225 LOCAL DRAINAGE AREA V	40,534	27,613	-	-
226 LOCAL DRAINAGE AREA VI	16,745	164,301	-	-
<b>TOTAL REVENUE</b>	<b>171,472,642</b>	<b>183,980,771</b>	<b>214,195,050</b>	<b>227,175,060</b>

## EXPENDITURE

Fund	ACTUAL FY 20-21	ACTUAL FY 21-22	ADOPTED FY 22-23	ADOPTED FY 23-24
011 GENERAL FUND	15,101,519	15,864,116	50,533,650	50,075,950
029 SPECIAL GAS TAX	8,410,732	15,660,673	18,075,410	16,734,290
031 AIR QUALITY IMPR. (AB 2766)	49,433	23,214	73,440	385,000
032 MEASURE M-STREET CONSTRUCTION	7,494,612	12,288,270	5,760,000	17,704,170
034 NEW TRANSPOR SYS IMPR AREA E	25,597	117,665	-	204,830
035 NEW TRANSPOR SYS IMPR AREA F	216,648	150,854	530,000	140,000
049 TRANSPOR SYS IMPR AREA G	-	-	-	99,010
051 CAPITAL OUTLAY FUND	482 206,177	-	-	-

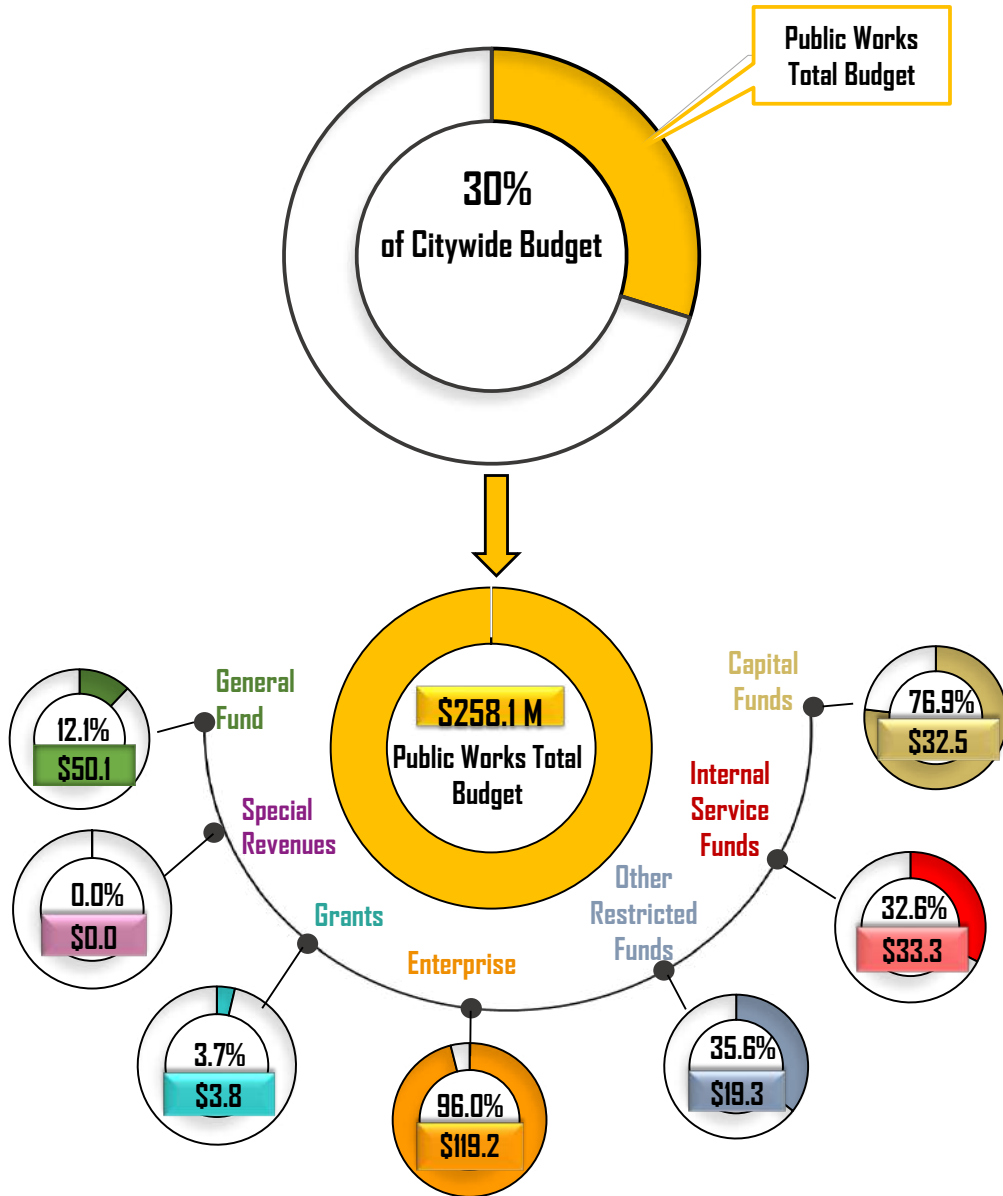
# Public Works

## EXPENDITURE

Fund	ACTUAL FY 20-21	ACTUAL FY 21-22	ADOPTED FY 22-23	ADOPTED FY 23-24
053 CITY SERVICES	-	69,929	150,000	-
054 SANITARY SEWER CAPITAL	3,430,038	5,512,498	3,710,000	2,027,980
055 SEWER CONNECTION FEE	2,539,351	2,557,535	1,000,000	-
056 SANITARY SEWER SERVICE	6,783,080	7,854,849	8,968,140	10,917,710
057 FED CLEAN WATER PROTECTION ENT	4,376,301	3,791,087	5,297,720	4,664,990
058 RESIDENTIAL STREET IMPROVEMENT	7,201	61,425	300,000	148,870
059 SELECT STREET CONSTRUCTION	5,648,912	7,107,734	9,068,440	12,067,200
060 WATER REVENUE	61,600,291	68,594,481	94,649,230	72,152,410
066 ACQUISITION & CONSTRUCTION	6,583,109	11,125,992	3,125,000	-
067 REGIONAL TRANSP CENTER	1,057,550	1,395,266	1,777,850	1,790,130
068 SANITATION FUND	6,340,797	7,006,411	7,563,840	7,571,630
069 REFUSE COLLECTION SERVICE	13,002,579	14,546,976	19,085,050	22,067,020
070 EQUIPMENT REPLACEMENT FUND	882,747	1,242,954	664,000	625,000
073 BUILDING MAINT FUND	5,767,169	5,733,843	5,663,860	5,856,780
074 CIVIC CENTER MAINTENANCE	-	-	2,569,070	2,553,060
075 FLEET MAINTENANCE	5,148,390	5,769,519	5,826,720	6,021,450
076 STORES & PROPERTY CONTROL	1,713,399	1,965,362	1,970,290	2,014,660
085 CITY YARD OPERATION	1,182,490	1,411,969	1,324,190	1,587,040
086 PUB WKS ENG/PROJ MGMT	8,635,422	6,557,498	10,313,620	8,263,140
101 PUB WKS-ADMIN & PLANNING	7,355,613	7,568,601	10,225,500	8,927,160
147 FEDERAL AID SAFETY PROGRAM	1,357,515	288,663	-	-
148 TRAFFIC SYSTEM MGMT GRANT	7,325,475	4,438,143	889,000	85,000
162 ENERGY CONSERVATION PROGRAM	-	78,141	-	-
164 PWA ENTERPRISE CAPITAL GRANTS	1,272,188	2,195,203	-	-
165 OFFICE OF TRAFFIC SAFETY GRANT	72,386	101,539	-	-
174 CARES ACT	573,501	-	-	-
176 CARES ACT-STATE	981,852	-	-	-
181 American Rescue Plan Act	-	1,006,004	177,780	3,365,790
223 LOCAL DRAINAGE AREA III	1,829	617	-	-
224 LOCAL DRAINAGE AREA IV	123,209	167,346	141,470	-
226 LOCAL DRAINAGE AREA VI	-	-	150,000	-
<b>TOTAL EXPENDITURE</b>	<b>185,267,114</b>	<b>212,254,376</b>	<b>269,583,270</b>	<b>258,050,270</b>



**This Page Intentionally  
Left Blank**





**This Page Intentionally  
Left Blank**

**GENERAL FUND  
DEPARTMENT RESOURCE SUMMARY**

**PUBLIC WORKS**

ACTIVITIES		ACTUAL FY 20-21	ACTUAL FY 21-22	ADOPTED FY 22-23	ADOPTED FY 23-24
<b>EXPENDITURES</b>					
01117017	PWA - SERVICE ENHANCEMENT	1,695,602	1,671,009	6,790,120	5,065,240
01117605	PUB WKS-CITY FCLTIES LIC AGRMT	99,855	9,699	50,000	45,000
01117606	PUB WKS DEVELOPMENT ENGINEERING	0	550,000	550,000	550,000
01117611	PWA - Construction Engineering	0	0	0	2,535,340
01117612	CIP Engineering	0	0	0	500,000
01117620	PUB WKS-TRAFFIC/TRANSPORTATION ENGINEERING-SERVICE ENHANCEMENT	2,983,980	2,803,996	7,905,560	5,703,110
01117621	PUB WKS-Bus Shelter Program – Service Enhancement	0	311,111	0	0
01117622	PWA RIGHT-OF-WAY	0	0	0	1,180,000
01117625	PUB WKS-ROADWAY MARKING/SIGNS	591,111	600,750	600,200	850,220
01117626	PUB WKS-SIDEWALKS-SERVICE ENHANCEMENT	1,000,000	500,000	1,000,000	1,500,000
01117630	PUB WKS-STREET LIGHT MAINTENAN-SERVICE ENHANCEMENT	3,272,788	3,084,920	3,858,970	3,358,000
01117642	PUB WKS-GRAFFITI ABATEMENT PROGRAM	1,341,058	1,642,448	2,109,040	2,146,170
01117643	PUB WKS-Pub Works Trees – Service Enhancement	3,743,232	3,726,652	4,479,630	4,298,080
01117644	PUB WKS-CROSSING GUARD-SERVICE ENHANCEMENT	141,114	930,187	1,045,440	1,063,030
01117650	PUB WKS-SARTC MAINTENANCE-SERVICE ENHANCEMENT	232,778	147	0	0
01117651	PARK MAINTENANCE SERV ENHCMENT	0	0	12,564,650	13,395,140
01117652	PWA - PARK SERVICE ENHANCEMENT	0	0	4,080,040	4,386,620
01117660	PWA_ Road Maintenance	0	0	5,500,000	3,500,000
	<b>TOTAL EXPENDITURES</b>	<b>15,101,519</b>	<b>15,830,920</b>	<b>50,533,650</b>	<b>50,075,950</b>
OPERATING EXPENSES		ACTUAL FY 20-21	ACTUAL FY 21-22	ADOPTED FY 22-23	ADOPTED FY 23-24
61000	SALARIES & BENEFITS	3,065,748	3,148,765	7,151,380	9,593,980
62000	CONTRACTUALS	8,086,863	8,550,892	25,290,500	25,485,100
63000	COMMODITIES	250,504	348,010	1,169,060	1,386,250
65000	FIXED CHARGES	1,515,580	2,812,418	3,670,620	5,072,600
66000	CAPITAL	1,221,156	0	12,177,390	6,930,000
67000	DEBT SERVICE	880,908	891,415	995,500	1,029,130
68000	TRANSFERS	80,760	79,420	79,200	78,890
69000	MISCELLANEOUS	0	0	0	500,000
	<b>TOTAL</b>	<b>15,101,519</b>	<b>15,830,920</b>	<b>50,533,650</b>	<b>50,075,950</b>

**GENERAL FUND**

PUBLIC WORKS		ACCOUNTING UNIT			
PWA - SERVICE ENHANCEMENT		01117017			
Account Code	LINE ITEM RESOURCES	ACTUAL FY 20-21	ACTUAL FY 21-22	ADOPTED FY 22-23	ADOPTED FY 23-24
61000	Salaries Regular	0	66,128	128,530	129,820
61040	Salaries Overtime	0	4,420	50,000	50,000
61100	Retirement-Employer Normal Cost	0	7,419	25,940	29,300
61120	Medicare Insurance	0	1,050	3,350	3,390
61130	Health Insurance	0	22,480	95,520	96,480
61180	Worker Compensation Insurance	0	0	0	3,810
	<b>SUBTOTAL SALARIES &amp; BENEFITS</b>	<b>0</b>	<b>101,497</b>	<b>303,340</b>	<b>312,800</b>
62010	Communications	0	3,507	0	0
62300	Contract Services-Professional	453,257	558,804	1,242,660	2,574,740
62320	Maintenance & Repair Buildings	459,794	0	0	500,000
	<b>SUBTOTAL CONTRACTUALS</b>	<b>913,052</b>	<b>562,310</b>	<b>1,242,660</b>	<b>3,074,740</b>
63001	Miscellaneous Operating Expenses	0	256	0	102,400
63300	Gas & Diesel	0	3,560	0	2,500
	<b>SUBTOTAL COMMODITIES</b>	<b>0</b>	<b>3,816</b>	<b>0</b>	<b>104,900</b>
65000	Building Rental	0	14,627	0	0
65010	Rental City Equipment	0	32,360	0	0
65012	Accident Repair & Replacement	0	210	0	0
65040	IT Maintenance Charge	0	21,495	16,730	22,750
65100	Insurance Charges	0	65,373	0	10,950
65105	Benefits Overhead	0	1,302	0	690
65210	Delivery Charges	0	302	0	0
65240	Public Works Administrative Ch	0	85,167	0	88,410
	<b>SUBTOTAL FIXED CHARGES</b>	<b>0</b>	<b>220,835</b>	<b>16,730</b>	<b>122,800</b>
66200	Buildings & Building Improvements	0	0	2,750,000	650,000
66220	Improvements Other Than Building	0	0	1,542,390	0
66400	Machinery & Equipment	0	0	835,000	800,000
66410	Vehicle Purchase	0	0	100,000	0
	<b>SUBTOTAL CAPITAL</b>	<b>0</b>	<b>0</b>	<b>5,227,390</b>	<b>1,450,000</b>
67004	Debt Service	563,960	582,739	0	0
67110	Interest-Debt Services	218,591	199,811	0	0
	<b>SUBTOTAL DEBT SERVICE</b>	<b>782,550</b>	<b>782,550</b>	<b>0</b>	<b>0</b>
	<b>TOTAL</b>	<b>1,695,602</b>	<b>1,671,009</b>	<b>6,790,120</b>	<b>5,065,240</b>



**GENERAL FUND**

PUBLIC WORKS		ACCOUNTING UNIT			
PUB WKS-CITY FCLTIES LIC AGRMT		01117605			
Account Code	LINE ITEM RESOURCES	ACTUAL FY 20-21	ACTUAL FY 21-22	ADOPTED FY 22-23	ADOPTED FY 23-24
62300	Contract Services-Professional	99,855	8,390	0	0
	<b>SUBTOTAL CONTRACTUALS</b>	<b>99,855</b>	<b>8,390</b>	<b>0</b>	<b>0</b>
63001	Miscellaneous Operating Expenses	0	146	0	0
	<b>SUBTOTAL COMMODITIES</b>	<b>0</b>	<b>146</b>	<b>0</b>	<b>0</b>
65205	Internal Departments Personnel	0	1,163	50,000	44,300
65240	Public Works Administrative Ch	0	0	0	700
	<b>SUBTOTAL FIXED CHARGES</b>	<b>0</b>	<b>1,163</b>	<b>50,000</b>	<b>45,000</b>
	<b>TOTAL</b>	<b>99,855</b>	<b>9,699</b>	<b>50,000</b>	<b>45,000</b>

**GENERAL FUND**

<b>PUBLIC WORKS</b>		<b>ACCOUNTING UNIT</b>			
<b>PUB WKS DEVELOPMENT ENGINEERING</b>		<b>01117606</b>			
Account Code	LINE ITEM RESOURCES	ACTUAL FY 20-21	ACTUAL FY 21-22	ADOPTED FY 22-23	ADOPTED FY 23-24
65205	Internal Departments Personnel	0	550,000	550,000	550,000
	<b>SUBTOTAL FIXED CHARGES</b>	<b>0</b>	<b>550,000</b>	<b>550,000</b>	<b>550,000</b>
	<b>TOTAL</b>	<b>0</b>	<b>550,000</b>	<b>550,000</b>	<b>550,000</b>

**GENERAL FUND**

PUBLIC WORKS		ACCOUNTING UNIT			
PWA - Construction Engineering		01117611			
Account Code	LINE ITEM RESOURCES	ACTUAL FY 20-21	ACTUAL FY 21-22	ADOPTED FY 22-23	ADOPTED FY 23-24
61000	Salaries Regular	0	0	0	764,370
61020	Salaries Part-Time	0	0	0	105,270
61040	Salaries Overtime	0	0	0	215,000
61100	Retirement-Employer Normal Cost	0	0	0	68,590
61102	Retirement- Employer Unfunded- Miscellaneous	0	0	0	58,870
61110	Part-Time Retirement	0	0	0	3,950
61120	Medicare Insurance	0	0	0	12,570
61130	Health Insurance	0	0	0	163,320
61180	Worker Compensation Insurance	0	0	0	37,050
	<b>SUBTOTAL SALARIES &amp; BENEFITS</b>	<b>0</b>	<b>0</b>	<b>0</b>	<b>1,428,990</b>
62120	Training, Transportation, Meetings	0	0	0	1,800
62140	Membership, Subscription & Dues	0	0	0	4,980
62300	Contract Services-Professional	0	0	0	8,200
	<b>SUBTOTAL CONTRACTUALS</b>	<b>0</b>	<b>0</b>	<b>0</b>	<b>14,980</b>
63001	Miscellaneous Operating Expenses	0	0	0	40,000
63300	Gas & Diesel	0	0	0	22,990
	<b>SUBTOTAL COMMODITIES</b>	<b>0</b>	<b>0</b>	<b>0</b>	<b>62,990</b>
65000	Building Rental	0	0	0	35,880
65010	Rental City Equipment	0	0	0	40,840
65012	Accident Repair & Replacement	0	0	0	370
65100	Insurance Charges	0	0	0	106,700
65105	Benefits Overhead	0	0	0	6,680
65240	Public Works Administrative Ch	0	0	0	452,170
	<b>SUBTOTAL FIXED CHARGES</b>	<b>0</b>	<b>0</b>	<b>0</b>	<b>642,640</b>
66200	Buildings & Building Improvements	0	0	0	150,000
66410	Vehicle Purchase	0	0	0	200,000
	<b>SUBTOTAL CAPITAL</b>	<b>0</b>	<b>0</b>	<b>0</b>	<b>350,000</b>
67200	Principal-Leases	0	0	0	1,700
67301	POB Principal-Misc	0	0	0	12,050
67311	POB Interest - Misc	0	0	0	21,990
	<b>SUBTOTAL DEBT SERVICE</b>	<b>0</b>	<b>0</b>	<b>0</b>	<b>35,740</b>
	<b>TOTAL</b>	<b>0</b>	<b>0</b>	<b>0</b>	<b>2,535,340</b>

**GENERAL FUND**

<b>PUBLIC WORKS</b>		<b>ACCOUNTING UNIT</b>			
<b>CIP Engineering</b>		<b>01117612</b>			
Account Code	LINE ITEM RESOURCES	ACTUAL FY 20-21	ACTUAL FY 21-22	ADOPTED FY 22-23	ADOPTED FY 23-24
69011	Reserve Appropriation	0	0	0	500,000
	<b>SUBTOTAL MISCELLANEOUS</b>	<b>0</b>	<b>0</b>	<b>0</b>	<b>500,000</b>
	<b>TOTAL</b>	<b>0</b>	<b>0</b>	<b>0</b>	<b>500,000</b>

**GENERAL FUND**

**PUBLIC WORKS**

**ACCOUNTING UNIT**

**PWA RIGHT-OF-WAY**

**01117622**

Account Code	LINE ITEM RESOURCES	ACTUAL FY 20-21	ACTUAL FY 21-22	ADOPTED FY 22-23	ADOPTED FY 23-24
62300	Contract Services-Professional	0	0	0	1,180,000
	<b>SUBTOTAL CONTRACTUALS</b>	<b>0</b>	<b>0</b>	<b>0</b>	<b>1,180,000</b>
	<b>TOTAL</b>	<b>0</b>	<b>0</b>	<b>0</b>	<b>1,180,000</b>

**GENERAL FUND**

PUBLIC WORKS		ACCOUNTING UNIT			
PUB WKS-SIDEWALKS-SERVICE ENHANCEMENT		01117626			
Account Code	LINE ITEM RESOURCES	ACTUAL FY 20-21	ACTUAL FY 21-22	ADOPTED FY 22-23	ADOPTED FY 23-24
62300	Contract Services-Professional	0	500,000	0	1,500,000
	<b>SUBTOTAL CONTRACTUALS</b>	<b>0</b>	<b>500,000</b>	<b>0</b>	<b>1,500,000</b>
66220	Improvements Other Than Building	1,000,000	0	1,000,000	0
	<b>SUBTOTAL CAPITAL</b>	<b>1,000,000</b>	<b>0</b>	<b>1,000,000</b>	<b>0</b>
	<b>TOTAL</b>	<b>1,000,000</b>	<b>500,000</b>	<b>1,000,000</b>	<b>1,500,000</b>

**GENERAL FUND**

<b>PUBLIC WORKS</b>		<b>ACCOUNTING UNIT</b>			
<b>PUB WKS-CROSSING GUARD-SERVICE ENHANCEMENT</b>		<b>01117644</b>			
<b>Account Code</b>	<b>LINE ITEM RESOURCES</b>	<b>ACTUAL FY 20-21</b>	<b>ACTUAL FY 21-22</b>	<b>ADOPTED FY 22-23</b>	<b>ADOPTED FY 23-24</b>
61020	Salaries Part-Time	17,526	31,489	39,660	38,640
61110	Part-Time Retirement	657	1,181	1,490	1,450
61120	Medicare Insurance	254	457	580	560
61180	Worker Compensation Insurance	0	0	1,050	1,820
	<b>SUBTOTAL SALARIES &amp; BENEFITS</b>	<b>18,437</b>	<b>33,126</b>	<b>42,780</b>	<b>42,470</b>
62300	Contract Services-Professional	119,480	897,061	999,310	999,310
	<b>SUBTOTAL CONTRACTUALS</b>	<b>119,480</b>	<b>897,061</b>	<b>999,310</b>	<b>999,310</b>
63001	Miscellaneous Operating Expenses	3,198	0	0	0
	<b>SUBTOTAL COMMODITIES</b>	<b>3,198</b>	<b>0</b>	<b>0</b>	<b>0</b>
65100	Insurance Charges	0	0	3,160	5,210
65105	Benefits Overhead	0	0	190	330
65240	Public Works Administrative Ch	0	0	0	15,710
	<b>SUBTOTAL FIXED CHARGES</b>	<b>0</b>	<b>0</b>	<b>3,350</b>	<b>21,250</b>
	<b>TOTAL</b>	<b>141,114</b>	<b>930,187</b>	<b>1,045,440</b>	<b>1,063,030</b>

**GENERAL FUND**

<b>PUBLIC WORKS</b>		<b>ACCOUNTING UNIT</b>			
<b>PARK MAINTENANCE SERV ENHCMENT</b>		<b>01117651</b>			
<b>Account Code</b>	<b>LINE ITEM RESOURCES</b>	<b>ACTUAL FY 20-21</b>	<b>ACTUAL FY 21-22</b>	<b>ADOPTED FY 22-23</b>	<b>ADOPTED FY 23-24</b>
61000	Salaries Regular	0	0	1,111,670	993,400
61020	Salaries Part-Time	0	0	281,370	327,490
61040	Salaries Overtime	0	0	35,000	55,000
61100	Retirement-Employer Normal Cost	0	0	78,070	95,100
61110	Part-Time Retirement	0	0	10,550	12,280
61120	Medicare Insurance	0	0	19,470	19,110
61130	Health Insurance	0	0	230,160	233,040
61170	Retiree Health Benefits	0	0	2,490	2,620
61180	Worker Compensation Insurance	0	0	66,790	69,610
	<b>SUBTOTAL SALARIES &amp; BENEFITS</b>	<b>0</b>	<b>0</b>	<b>1,835,570</b>	<b>1,807,650</b>
62000	Utilities	0	0	1,470,000	1,514,100
62010	Communications	0	0	33,600	13,760
62120	Training, Transportation, Meetings	0	0	8,100	6,000
62140	Membership, Subscription & Dues	0	0	3,800	3,000
62251	Other Agency Services	0	0	72,900	80,000
62300	Contract Services-Professional	0	0	0	2,170,000
62320	Maintenance & Repair Buildings	0	0	7,273,300	4,674,450
62501	Operating Lease Expense	0	0	800	0
	<b>SUBTOTAL CONTRACTUALS</b>	<b>0</b>	<b>0</b>	<b>8,862,500</b>	<b>8,461,310</b>
63001	Miscellaneous Operating Expenses	0	0	0	97,650
63200	Operating Materials & Supplies	0	0	650,000	775,000
63300	Gas & Diesel	0	0	57,700	70,000
	<b>SUBTOTAL COMMODITIES</b>	<b>0</b>	<b>0</b>	<b>707,700</b>	<b>942,650</b>
65000	Building Rental	0	0	543,870	543,870
65010	Rental City Equipment	0	0	286,570	233,180
65011	Equipment Replacement Charges	0	0	11,710	25,090
65012	Accident Repair & Replacement	0	0	790	790
65020	City Yard Rental	0	0	107,560	129,670
65040	IT Maintenance Charge	0	0	61,350	68,260
65100	Insurance Charges	0	0	86,150	200,460
65105	Benefits Overhead	0	0	11,980	12,550
65240	Public Works Administrative Ch	0	0	0	330,760
	<b>SUBTOTAL FIXED CHARGES</b>	<b>0</b>	<b>0</b>	<b>1,109,980</b>	<b>1,544,630</b>
66200	Buildings & Building Improvements	0	0	0	150,000
66400	Machinery & Equipment	0	0	0	440,000
	<b>SUBTOTAL CAPITAL</b>	<b>0</b>	<b>0</b>	<b>0</b>	<b>590,000</b>
67003	Loan Payment-OBF	0	0	48,900	48,900
	<b>SUBTOTAL DEBT SERVICE</b>	<b>0</b>	<b>0</b>	<b>48,900</b>	<b>48,900</b>
	<b>TOTAL</b>	<b>0</b>	<b>0</b>	<b>12,564,650</b>	<b>13,395,140</b>



**GENERAL FUND**

PUBLIC WORKS		ACCOUNTING UNIT			
PWA - PARK SERVICE ENHANCEMENT		01117652			
Account Code	LINE ITEM RESOURCES	ACTUAL FY 20-21	ACTUAL FY 21-22	ADOPTED FY 22-23	ADOPTED FY 23-24
61000	Salaries Regular	0	0	884,240	920,980
61100	Retirement-Employer Normal Cost	0	0	74,580	89,350
61120	Medicare Insurance	0	0	12,770	13,340
61130	Health Insurance	0	0	277,200	262,080
	<b>SUBTOTAL SALARIES &amp; BENEFITS</b>	<b>0</b>	<b>0</b>	<b>1,248,790</b>	<b>1,285,750</b>
62300	Contract Services-Professional	0	0	0	1,450,550
62320	Maintenance & Repair Buildings	0	0	2,831,250	1,080,700
	<b>SUBTOTAL CONTRACTUALS</b>	<b>0</b>	<b>0</b>	<b>2,831,250</b>	<b>2,531,250</b>
65040	IT Maintenance Charge	0	0	0	68,260
65240	Public Works Administrative Ch	0	0	0	201,360
	<b>SUBTOTAL FIXED CHARGES</b>	<b>0</b>	<b>0</b>	<b>0</b>	<b>269,620</b>
66400	Machinery & Equipment	0	0	0	300,000
	<b>SUBTOTAL CAPITAL</b>	<b>0</b>	<b>0</b>	<b>0</b>	<b>300,000</b>
	<b>TOTAL</b>	<b>0</b>	<b>0</b>	<b>4,080,040</b>	<b>4,386,620</b>

**GENERAL FUND**

<b>PUBLIC WORKS</b>		<b>ACCOUNTING UNIT</b>			
<b>PWA_ Road Maintenance</b>		<b>01117660</b>			
Account Code	LINE ITEM RESOURCES	ACTUAL FY 20-21	ACTUAL FY 21-22	ADOPTED FY 22-23	ADOPTED FY 23-24
66220	Improvements Other Than Building	0	0	5,500,000	3,500,000
	<b>SUBTOTAL CAPITAL</b>	<b>0</b>	<b>0</b>	<b>5,500,000</b>	<b>3,500,000</b>
	<b>TOTAL</b>	<b>0</b>	<b>0</b>	<b>5,500,000</b>	<b>3,500,000</b>

**GENERAL FUND**

<b>PUBLIC WORKS</b>		<b>ACCOUNTING UNIT</b>			
<b>PUB WKS REVENUES</b>		<b>01117002</b>			
<b>Account Code</b>	<b>LINE ITEM RESOURCES</b>	<b>ACTUAL FY 20-21</b>	<b>ACTUAL FY 21-22</b>	<b>ADOPTED FY 22-23</b>	<b>ADOPTED FY 23-24</b>
51004	Bus Shelter Fees	150,000	37,500	0	0
51608	News box Permit Fees	19,556	18,698	19,000	19,640
51703	Sewer Construction Permits	0	0	0	20,000
51704	Street Construction Permits	0	0	0	1,400,000
53740	Small Cell App Fee for City Facilities	31,352	0	0	0
53741	Small Cell Compliance Inspection Fee	78,381	42,829	20,000	45,000
57000	Expense Reimbursement	0	0	0	20,000
57010	Miscellaneous Recoveries	16,766	6,990	0	0
57071	Sale of Land	2,900	0	0	0
57770	Sale of Maps & Documents	59	0	0	0
57791	Overhead-Water	4,537,900	4,537,900	4,537,900	4,537,900
57797	PWA Digital Billboards/Banners	0	0	0	1,180,000
57991	Miscellaneous Receipts	4,708	6,024	2,000	2,000
59000	Transfer From Fund 029-Gax Tax	0	0	0	10,000
59000	Transfer From Fund 162	0	6,141	0	0
	<b>SUBTOTAL REVENUES</b>	<b>4,841,622</b>	<b>4,656,082</b>	<b>4,578,900</b>	<b>7,234,540</b>
	<b>TOTAL</b>	<b>4,841,622</b>	<b>4,656,082</b>	<b>4,578,900</b>	<b>7,234,540</b>

**GENERAL FUND**

<b>PUBLIC WORKS</b>		<b>ACCOUNTING UNIT</b>			
<b>PUB WKS-TRAFFIC/TRANSPORTATION ENGINEERING-SERVICE ENHANCEMENT</b>		<b>01117620</b>			
<b>Account Code</b>	<b>LINE ITEM RESOURCES</b>	<b>ACTUAL FY 20-21</b>	<b>ACTUAL FY 21-22</b>	<b>ADOPTED FY 22-23</b>	<b>ADOPTED FY 23-24</b>
61000	Salaries Regular	1,026,420	1,055,173	1,399,680	2,151,420
61010	Salaries Cash Out/Separation	0	8,141	0	0
61020	Salaries Part-Time	89,799	136,562	190,660	192,040
61040	Salaries Overtime	5,760	34,416	4,000	4,000
61100	Retirement-Employer Normal Cost	54,605	58,413	85,290	119,160
61110	Part-Time Retirement	3,368	5,119	7,150	7,200
61120	Medicare Insurance	16,196	17,425	23,000	24,200
61130	Health Insurance	141,157	156,016	265,460	208,670
61170	Retiree Health Benefits	874	2,132	2,310	2,350
61180	Worker Compensation Insurance	74,274	75,940	71,590	68,520
	<b>SUBTOTAL SALARIES &amp; BENEFITS</b>	<b>1,412,452</b>	<b>1,549,336</b>	<b>2,049,140</b>	<b>2,777,560</b>
62010	Communications	17,340	20,108	21,040	14,010
62120	Training, Transportation, Meetings	213	7,346	5,500	20,500
62140	Membership, Subscription & Dues	4,159	3,535	5,500	5,500
62300	Contract Services-Professional	271,451	206,042	4,743,800	1,239,800
62321	Maintenance & Repair Improve	482,044	0	0	0
	<b>SUBTOTAL CONTRACTUALS</b>	<b>775,207</b>	<b>237,031</b>	<b>4,775,840</b>	<b>1,279,810</b>
63001	Miscellaneous Operating Expenses	53,220	47,168	67,150	50,000
63300	Gas & Diesel	3,257	4,769	5,300	5,300
	<b>SUBTOTAL COMMODITIES</b>	<b>56,477</b>	<b>51,937</b>	<b>72,450</b>	<b>55,300</b>
65000	Building Rental	148,700	148,900	181,100	181,100
65010	Rental City Equipment	34,300	74,175	61,500	0
65011	Equipment Replacement Charges	11,200	44,270	11,560	24,780
65012	Accident Repair & Replacement	1,200	1,683	1,110	1,110
65040	IT Maintenance Charge	56,080	78,940	63,020	69,510
65100	Insurance Charges	194,690	200,820	215,430	197,310
65105	Benefits Overhead	3,510	4,710	12,210	12,360
65210	Delivery Charges	850	1,020	1,200	0
65240	Public Works Administrative Ch	205,400	328,600	328,600	284,180
	<b>SUBTOTAL FIXED CHARGES</b>	<b>655,930</b>	<b>883,118</b>	<b>875,730</b>	<b>770,350</b>
66220	Improvements Other Than Building	0	0	0	675,000
66400	Machinery & Equipment	0	0	50,000	0
66511	Computer Software Subscriptions	0	0	0	64,500
	<b>SUBTOTAL CAPITAL</b>	<b>0</b>	<b>0</b>	<b>50,000</b>	<b>739,500</b>
67200	Principal-Leases	2,656	2,740	3,200	1,700
67210	Interest-Leases	498	414	0	0
	<b>SUBTOTAL DEBT SERVICE</b>	<b>3,154</b>	<b>3,154</b>	<b>3,200</b>	<b>1,700</b>
68000	Transfer to Fund 404 (Police Bldg/Ross Annex Debt)	80,760	79,420	79,200	78,890
	<b>SUBTOTAL TRANSFERS</b>	<b>80,760</b>	<b>79,420</b>	<b>79,200</b>	<b>78,890</b>
	<b>TOTAL</b>	<b>2,983,980</b>	<b>2,803,996</b>	<b>7,905,560</b>	<b>5,703,110</b>

**GENERAL FUND**

<b>PUBLIC WORKS</b>		<b>ACCOUNTING UNIT</b>			
<b>PUB WKS-Bus Shelter Program – Service Enhancement</b>		<b>01117621</b>			
Account Code	LINE ITEM RESOURCES	ACTUAL FY 20-21	ACTUAL FY 21-22	ADOPTED FY 22-23	ADOPTED FY 23-24
62300	Contract Services-Professional	0	311,111	0	0
	<b>SUBTOTAL CONTRACTUALS</b>	<b>0</b>	<b>311,111</b>	<b>0</b>	<b>0</b>
	<b>TOTAL</b>	<b>0</b>	<b>311,111</b>	<b>0</b>	<b>0</b>

**GENERAL FUND**

PUBLIC WORKS		ACCOUNTING UNIT			
PUB WKS-ROADWAY MARKING/SIGNS		01117625			
Account Code	LINE ITEM RESOURCES	ACTUAL FY 20-21	ACTUAL FY 21-22	ADOPTED FY 22-23	ADOPTED FY 23-24
62300	Contract Services-Professional	564,378	491,961	573,000	793,000
	<b>SUBTOTAL CONTRACTUALS</b>	<b>564,378</b>	<b>491,961</b>	<b>573,000</b>	<b>793,000</b>
63001	Miscellaneous Operating Expenses	26,733	101,589	20,000	50,000
	<b>SUBTOTAL COMMODITIES</b>	<b>26,733</b>	<b>101,589</b>	<b>20,000</b>	<b>50,000</b>
65240	Public Works Administrative Ch	0	7,200	7,200	7,220
	<b>SUBTOTAL FIXED CHARGES</b>	<b>0</b>	<b>7,200</b>	<b>7,200</b>	<b>7,220</b>
	<b>TOTAL</b>	<b>591,111</b>	<b>600,750</b>	<b>600,200</b>	<b>850,220</b>

**GENERAL FUND**

<b>PUBLIC WORKS</b>		<b>ACCOUNTING UNIT</b>			
<b>PUB WKS-STREET LIGHT MAINTENAN-SERVICE ENHANCEMENT</b>		<b>01117630</b>			
<b>Account Code</b>	<b>LINE ITEM RESOURCES</b>	<b>ACTUAL FY 20-21</b>	<b>ACTUAL FY 21-22</b>	<b>ADOPTED FY 22-23</b>	<b>ADOPTED FY 23-24</b>
61000	Salaries Regular	96,256	137,727	166,140	178,290
61040	Salaries Overtime	1,247	4,789	0	0
61100	Retirement-Employer Normal Cost	10,232	11,944	18,020	21,660
61120	Medicare Insurance	1,387	2,057	2,420	2,590
61130	Health Insurance	19,066	31,031	44,080	44,560
61170	Retiree Health Benefits	21	5	70	80
61180	Worker Compensation Insurance	6,270	6,850	5,770	7,920
	<b>SUBTOTAL SALARIES &amp; BENEFITS</b>	<b>134,480</b>	<b>194,403</b>	<b>236,500</b>	<b>255,100</b>
62000	Utilities	1,818,729	2,139,543	1,400,000	1,400,000
62300	Contract Services-Professional	32,382	3,005	374,000	24,000
62321	Maintenance & Repair Improve	918,968	392,641	470,000	470,000
	<b>SUBTOTAL CONTRACTUALS</b>	<b>2,770,079</b>	<b>2,535,188</b>	<b>2,244,000</b>	<b>1,894,000</b>
63001	Miscellaneous Operating Expenses	64,524	80,988	270,000	70,000
	<b>SUBTOTAL COMMODITIES</b>	<b>64,524</b>	<b>80,988</b>	<b>270,000</b>	<b>70,000</b>
65010	Rental City Equipment	0	6,621	0	40,580
65012	Accident Repair & Replacement	0	153	0	0
65040	IT Maintenance Charge	7,530	7,770	11,160	11,600
65100	Insurance Charges	16,420	18,120	17,360	22,800
65105	Benefits Overhead	300	460	1,050	1,430
65210	Delivery Charges	70	70	0	0
65240	Public Works Administrative Ch	51,400	136,900	136,900	120,490
	<b>SUBTOTAL FIXED CHARGES</b>	<b>75,720</b>	<b>170,094</b>	<b>166,470</b>	<b>196,900</b>
66220	Improvements Other Than Building	134,247	0	0	0
	<b>SUBTOTAL CAPITAL</b>	<b>134,247</b>	<b>0</b>	<b>0</b>	<b>0</b>
67003	Loan Payment-OBF	93,739	104,246	142,000	142,000
67004	Debt Service	0	0	800,000	800,000
	<b>SUBTOTAL DEBT SERVICE</b>	<b>93,739</b>	<b>104,246</b>	<b>942,000</b>	<b>942,000</b>
	<b>TOTAL</b>	<b>3,272,788</b>	<b>3,084,920</b>	<b>3,858,970</b>	<b>3,358,000</b>

**GENERAL FUND**

<b>PUBLIC WORKS</b>		<b>ACCOUNTING UNIT</b>			
<b>PUB WKS-GRAFFITI ABATEMENT PROGRAM</b>		<b>01117642</b>			
<b>Account Code</b>	<b>LINE ITEM RESOURCES</b>	<b>ACTUAL FY 20-21</b>	<b>ACTUAL FY 21-22</b>	<b>ADOPTED FY 22-23</b>	<b>ADOPTED FY 23-24</b>
61000	Salaries Regular	46,044	48,098	50,120	52,560
61020	Salaries Part-Time	256	0	20,410	27,020
61040	Salaries Overtime	1,146	491	0	0
61100	Retirement-Employer Normal Cost	5,235	5,667	5,630	6,600
61110	Part-Time Retirement	9	0	770	1,010
61120	Medicare Insurance	737	755	1,030	1,150
61130	Health Insurance	4,035	8,497	7,420	12,640
61180	Worker Compensation Insurance	3,660	3,920	2,770	2,770
	<b>SUBTOTAL SALARIES &amp; BENEFITS</b>	<b>61,121</b>	<b>67,427</b>	<b>88,150</b>	<b>103,750</b>
62010	Communications	930	503	1,000	750
62300	Contract Services-Professional	1,265,018	1,535,558	1,983,000	1,983,000
	<b>SUBTOTAL CONTRACTUALS</b>	<b>1,265,948</b>	<b>1,536,061</b>	<b>1,984,000</b>	<b>1,983,750</b>
63001	Miscellaneous Operating Expenses	269	290	0	1,900
	<b>SUBTOTAL COMMODITIES</b>	<b>269</b>	<b>290</b>	<b>0</b>	<b>1,900</b>
65040	IT Maintenance Charge	3,920	3,740	3,630	3,700
65100	Insurance Charges	9,600	10,380	8,350	7,960
65105	Benefits Overhead	170	120	510	500
65210	Delivery Charges	30	30	0	0
65240	Public Works Administrative Ch	0	24,400	24,400	44,510
	<b>SUBTOTAL FIXED CHARGES</b>	<b>13,720</b>	<b>38,670</b>	<b>36,890</b>	<b>56,670</b>
66511	Computer Software Subscriptions	0	0	0	100
	<b>SUBTOTAL CAPITAL</b>	<b>0</b>	<b>0</b>	<b>0</b>	<b>100</b>
	<b>TOTAL</b>	<b>1,341,058</b>	<b>1,642,448</b>	<b>2,109,040</b>	<b>2,146,170</b>



**GENERAL FUND**

<b>PUBLIC WORKS</b>		<b>ACCOUNTING UNIT</b>			
<b>PUB WKS-Pub Works Trees – Service Enhancement</b>		<b>01117643</b>			
<b>Account Code</b>	<b>LINE ITEM RESOURCES</b>	<b>ACTUAL FY 20-21</b>	<b>ACTUAL FY 21-22</b>	<b>ADOPTED FY 22-23</b>	<b>ADOPTED FY 23-24</b>
61000	Salaries Regular	961,118	776,498	803,350	818,860
61010	Salaries Cash Out/Separation	19,421	1,190	0	27,820
61020	Salaries Part-Time	10,000	22,491	54,700	61,290
61040	Salaries Overtime	68,345	110,199	105,000	255,000
61100	Retirement-Employer Normal Cost	82,647	68,685	78,110	98,740
61110	Part-Time Retirement	375	636	2,050	2,300
61120	Medicare Insurance	14,807	12,180	13,570	14,000
61130	Health Insurance	198,442	162,228	232,140	255,960
61170	Retiree Health Benefits	123	0	0	0
61180	Worker Compensation Insurance	83,980	48,870	58,190	45,940
	<b>SUBTOTAL SALARIES &amp; BENEFITS</b>	<b>1,439,258</b>	<b>1,202,976</b>	<b>1,347,110</b>	<b>1,579,910</b>
62010	Communications	9,441	8,232	21,040	16,050
62120	Training, Transportation, Meetings	114	0	2,600	2,600
62140	Membership, Subscription & Dues	230	0	2,600	2,600
62300	Contract Services-Professional	1,084,127	1,433,628	1,699,100	1,699,100
62320	Maintenance & Repair Buildings	284,704	0	0	0
62321	Maintenance & Repair Improve	49,269	29,917	50,000	50,000
62322	Maintenance & Repair Machinery	178	0	2,600	2,600
	<b>SUBTOTAL CONTRACTUALS</b>	<b>1,428,064</b>	<b>1,471,777</b>	<b>1,777,940</b>	<b>1,772,950</b>
63001	Miscellaneous Operating Expenses	47,823	51,597	52,150	51,750
63300	Gas & Diesel	51,480	57,499	46,760	46,760
	<b>SUBTOTAL COMMODITIES</b>	<b>99,304</b>	<b>109,096</b>	<b>98,910</b>	<b>98,510</b>
65010	Rental City Equipment	157,100	177,572	191,730	255,680
65011	Equipment Replacement Charges	20,600	164,000	39,510	84,690
65012	Accident Repair & Replacement	3,400	5,976	2,060	2,060
65020	City Yard Rental	25,620	25,620	25,620	30,890
65040	IT Maintenance Charge	84,510	96,090	72,510	79,640
65100	Insurance Charges	220,060	129,240	175,120	132,290
65105	Benefits Overhead	3,960	4,980	10,620	8,280
65210	Delivery Charges	760	760	0	0
65240	Public Works Administrative Ch	254,200	337,100	337,100	251,990
	<b>SUBTOTAL FIXED CHARGES</b>	<b>770,210</b>	<b>941,338</b>	<b>854,270</b>	<b>845,520</b>
66400	Machinery & Equipment	4,932	0	400,000	0
66511	Computer Software Subscriptions	0	0	0	400
	<b>SUBTOTAL CAPITAL</b>	<b>4,932</b>	<b>0</b>	<b>400,000</b>	<b>400</b>
67200	Principal-Leases	1,233	1,272	1,400	790
67210	Interest-Leases	231	192	0	0
	<b>SUBTOTAL DEBT SERVICE</b>	<b>1,464</b>	<b>1,464</b>	<b>1,400</b>	<b>790</b>
	<b>TOTAL</b>	<b>3,743,232</b>	<b>3,726,652</b>	<b>4,479,630</b>	<b>4,298,080</b>

**GENERAL FUND**

**PUBLIC WORKS**

**ACCOUNTING UNIT**

**PUB WKS-SARTC MAINTENANCE-SERVICE ENHANCEMENT**

**01117650**

Account Code	LINE ITEM RESOURCES	ACTUAL FY 20-21	ACTUAL FY 21-22	ADOPTED FY 22-23	ADOPTED FY 23-24
62300	Contract Services-Professional	150,800	0	0	0
	<b>SUBTOTAL CONTRACTUALS</b>	<b>150,800</b>	<b>0</b>	<b>0</b>	<b>0</b>
63001	Miscellaneous Operating Expenses	0	147	0	0
	<b>SUBTOTAL COMMODITIES</b>	<b>0</b>	<b>147</b>	<b>0</b>	<b>0</b>
66200	Buildings & Building Improvements	81,978	0	0	0
	<b>SUBTOTAL CAPITAL</b>	<b>81,978</b>	<b>0</b>	<b>0</b>	<b>0</b>
	<b>TOTAL</b>	<b>232,778</b>	<b>147</b>	<b>0</b>	<b>0</b>

**SPECIAL GAS TAX  
DEPARTMENT RESOURCE SUMMARY**

**PUBLIC WORKS**

<b>ACTIVITIES</b>		<b>ACTUAL FY 20-21</b>	<b>ACTUAL FY 21-22</b>	<b>ADOPTED FY 22-23</b>	<b>ADOPTED FY 23-24</b>
<b>REVENUES</b>					
52300	HWY User Tax Allocation (2105)	1,731,468	1,811,961	2,137,940	2,036,910
52301	HWY User Tax Allocation (2106)	1,060,095	1,127,760	1,297,330	1,264,500
52302	HWY User Tax Allocation (2107)	2,343,187	2,161,180	2,920,770	2,446,600
52320	HWY User Tax Allocation (2103) State TCRF	2,329,985	2,543,517	3,263,650	3,075,960
52321	Road Maintenance & Rehab Acct RMRA	6,211,375	6,569,787	7,553,440	7,673,410
56300	Engineering Cost Allocation	10,000	10,000	10,000	10,000
58000	Earning On Investments	197,538	214,368	0	0
58002	Net Increase (Decrease) In Fai	(295,071)	(1,880,388)	0	0
58005	Investment Income-Trustee	7	5	0	0
	<b>TOTAL REVENUES</b>	<b>13,588,584</b>	<b>12,558,190</b>	<b>17,183,130</b>	<b>16,507,380</b>
<b>EXPENDITURES</b>					
02917019	GAS TAX INTERFUND TRANSFER	1,702,800	4,848,715	9,078,440	7,683,410
02917021	2019 GASTAX REV REFUND BONDS	3,246,200	3,244,400	3,238,500	3,232,280
02917620	TRAFFIC SIGNAL MAINTENANCE	1,259,549	2,366,174	2,533,870	2,632,460
02917635	MEDIAN LANDSCAPING	677,382	2,035,112	1,754,980	1,182,790
02917660	ROADWAY MAINTENANCE	1,524,802	3,166,273	1,469,620	2,003,350
	<b>TOTAL EXPENDITURES</b>	<b>8,410,732</b>	<b>15,660,673</b>	<b>18,075,410</b>	<b>16,734,290</b>
<b>OPERATING EXPENSES</b>		<b>ACTUAL FY 20-21</b>	<b>ACTUAL FY 21-22</b>	<b>ADOPTED FY 22-23</b>	<b>ADOPTED FY 23-24</b>
61000	SALARIES & BENEFITS	505,236	1,663,221	742,770	820,110
62000	CONTRACTUALS	2,706,713	5,519,557	4,643,160	4,463,800
63000	COMMODITIES	601	93	4,600	4,600
65000	FIXED CHARGES	178,677	368,265	341,090	510,370
66000	CAPITAL	70,506	10,012	0	0
67000	DEBT SERVICE	3,246,200	3,243,400	3,236,500	3,229,880
68000	TRANSFERS	1,702,800	4,856,125	9,107,290	7,705,530
	<b>TOTAL</b>	<b>8,410,732</b>	<b>15,660,673</b>	<b>18,075,410</b>	<b>16,734,290</b>

**SPECIAL GAS TAX**

<b>PUBLIC WORKS</b>		<b>ACCOUNTING UNIT</b>			
<b>2019 GASTAX REV REFUND BONDS</b>		<b>02917021</b>			
<b>Account Code</b>	<b>LINE ITEM RESOURCES</b>	<b>ACTUAL FY 20-21</b>	<b>ACTUAL FY 21-22</b>	<b>ADOPTED FY 22-23</b>	<b>ADOPTED FY 23-24</b>
62300	Contract Services-Professional	0	0	0	1,200
62401	Trustee Fee	0	1,000	2,000	1,200
	<b>SUBTOTAL CONTRACTUALS</b>	<b>0</b>	<b>1,000</b>	<b>2,000</b>	<b>2,400</b>
67300	Bond Principal	1,295,000	1,345,000	1,400,000	1,465,000
67310	Bond Interest	1,951,200	1,898,400	1,836,500	1,764,880
	<b>SUBTOTAL DEBT SERVICE</b>	<b>3,246,200</b>	<b>3,243,400</b>	<b>3,236,500</b>	<b>3,229,880</b>
	<b>TOTAL</b>	<b>3,246,200</b>	<b>3,244,400</b>	<b>3,238,500</b>	<b>3,232,280</b>

**SPECIAL GAS TAX**

<b>PUBLIC WORKS</b>		<b>ACCOUNTING UNIT</b>			
<b>SPECIAL GAS TAX FUND</b>		<b>02917002</b>			
<b>Account Code</b>	<b>LINE ITEM RESOURCES</b>	<b>ACTUAL FY 20-21</b>	<b>ACTUAL FY 21-22</b>	<b>ADOPTED FY 22-23</b>	<b>ADOPTED FY 23-24</b>
52300	HWY User Tax Allocation (2105)	1,731,468	1,811,961	2,137,940	2,036,910
52301	HWY User Tax Allocation (2106)	1,060,095	1,127,760	1,297,330	1,264,500
52302	HWY User Tax Allocation (2107)	2,343,187	2,161,180	2,920,770	2,446,600
52320	HWY User Tax Allocation (2103) State TCRF	2,329,985	2,543,517	3,263,650	3,075,960
52321	Road Maintenance & Rehab Acct RMRA	6,211,375	6,569,787	7,553,440	7,673,410
56300	Engineering Cost Allocation	10,000	10,000	10,000	10,000
58000	Earning On Investments	197,538	214,368	0	0
58002	Net Increase (Decrease) In Fai	(295,071)	(1,880,388)	0	0
58005	Investment Income-Trustee	7	5	0	0
	<b>SUBTOTAL REVENUES</b>	<b>13,588,584</b>	<b>12,558,190</b>	<b>17,183,130</b>	<b>16,507,380</b>
	<b>TOTAL</b>	<b>13,588,584</b>	<b>12,558,190</b>	<b>17,183,130</b>	<b>16,507,380</b>

**SPECIAL GAS TAX**

PUBLIC WORKS		ACCOUNTING UNIT			
GAS TAX INTERFUND TRANSFER		02917019			
Account Code	LINE ITEM RESOURCES	ACTUAL FY 20-21	ACTUAL FY 21-22	ADOPTED FY 22-23	ADOPTED FY 23-24
68000	Transfer to Fund 011	0	0	0	10,000
68000	Transfer to Fund 059	1,702,800	4,848,715	9,068,440	7,673,410
68000	Transfer to Fund 086	0	0	10,000	0
	<b>SUBTOTAL TRANSFERS</b>	<b>1,702,800</b>	<b>4,848,715</b>	<b>9,078,440</b>	<b>7,683,410</b>
	<b>TOTAL</b>	<b>1,702,800</b>	<b>4,848,715</b>	<b>9,078,440</b>	<b>7,683,410</b>

**SPECIAL GAS TAX**

PUBLIC WORKS		ACCOUNTING UNIT			
TRAFFIC SIGNAL MAINTENANCE		02917620			
Account Code	LINE ITEM RESOURCES	ACTUAL FY 20-21	ACTUAL FY 21-22	ADOPTED FY 22-23	ADOPTED FY 23-24
61000	Salaries Regular	316,874	482,267	507,080	519,300
61020	Salaries Part-Time	0	12	0	0
61040	Salaries Overtime	0	3,278	0	0
61100	Retirement-Employer Normal Cost	15,455	30,399	29,350	37,430
61102	Retirement- Employer Unfunded- Miscellaneous	78,189	92,474	41,190	51,270
61110	Part-Time Retirement	0	0	0	0
61120	Medicare Insurance	4,496	6,915	7,320	7,490
61130	Health Insurance	27,585	54,801	66,210	68,850
61170	Retiree Health Benefits	0	0	150	160
61180	Worker Compensation Insurance	12,480	20,810	18,990	27,730
	<b>SUBTOTAL SALARIES &amp; BENEFITS</b>	<b>455,079</b>	<b>690,957</b>	<b>670,290</b>	<b>712,230</b>
62000	Utilities	180,983	259,554	200,000	200,000
62300	Contract Services-Professional	10,390	44,771	253,800	253,800
62321	Maintenance & Repair Improve	466,008	1,078,248	1,100,800	1,100,800
	<b>SUBTOTAL CONTRACTUALS</b>	<b>657,381</b>	<b>1,382,573</b>	<b>1,554,600</b>	<b>1,554,600</b>
63001	Miscellaneous Operating Expenses	0	47	3,000	3,000
	<b>SUBTOTAL COMMODITIES</b>	<b>0</b>	<b>47</b>	<b>3,000</b>	<b>3,000</b>
65020	City Yard Rental	7,780	7,780	7,780	9,380
65040	IT Maintenance Charge	9,760	16,520	22,310	23,210
65100	Insurance Charges	32,700	55,020	57,140	79,850
65105	Benefits Overhead	590	970	3,470	5,000
65210	Delivery Charges	180	180	180	0
65240	Public Works Administrative Ch	12,900	59,400	59,400	59,400
65400	Indirect Costs	83,179	146,612	131,890	167,530
	<b>SUBTOTAL FIXED CHARGES</b>	<b>147,089</b>	<b>286,482</b>	<b>282,170</b>	<b>344,370</b>
68001	POB Misc Xfer to Fund 406	0	6,115	23,810	18,260
	<b>SUBTOTAL TRANSFERS</b>	<b>0</b>	<b>6,115</b>	<b>23,810</b>	<b>18,260</b>
	<b>TOTAL</b>	<b>1,259,549</b>	<b>2,366,174</b>	<b>2,533,870</b>	<b>2,632,460</b>

**SPECIAL GAS TAX**

PUBLIC WORKS		ACCOUNTING UNIT			
MEDIAN LANDSCAPING		02917635			
Account Code	LINE ITEM RESOURCES	ACTUAL FY 20-21	ACTUAL FY 21-22	ADOPTED FY 22-23	ADOPTED FY 23-24
61000	Salaries Regular	13,555	47,197	26,460	26,460
61010	Salaries Cash Out/Separation	0	0	0	1,250
61040	Salaries Overtime	59	1,345	0	0
61100	Retirement-Employer Normal Cost	1,636	4,080	2,970	3,320
61102	Retirement- Employer Unfunded- Miscellaneous	8,279	12,728	4,360	2,750
61120	Medicare Insurance	225	704	380	380
61130	Health Insurance	1,323	3,369	1,260	1,530
61180	Worker Compensation Insurance	0	2,280	810	2,710
	<b>SUBTOTAL SALARIES &amp; BENEFITS</b>	<b>25,079</b>	<b>71,703</b>	<b>36,240</b>	<b>38,400</b>
62000	Utilities	446,345	469,054	326,860	82,800
62300	Contract Services-Professional	8,350	253,790	150,000	150,000
62320	Maintenance & Repair Buildings	179,015	1,198,747	1,209,700	874,000
	<b>SUBTOTAL CONTRACTUALS</b>	<b>633,710</b>	<b>1,921,591</b>	<b>1,686,560</b>	<b>1,106,800</b>
65040	IT Maintenance Charge	0	2,880	2,790	1,420
65100	Insurance Charges	0	6,040	2,440	7,810
65105	Benefits Overhead	220	190	150	490
65240	Public Works Administrative Ch	14,800	17,400	17,400	17,400
65400	Indirect Costs	3,574	14,660	6,880	8,540
	<b>SUBTOTAL FIXED CHARGES</b>	<b>18,594</b>	<b>41,170</b>	<b>29,660</b>	<b>35,660</b>
68001	POB Misc Xfer to Fund 406	0	647	2,520	1,930
	<b>SUBTOTAL TRANSFERS</b>	<b>0</b>	<b>647</b>	<b>2,520</b>	<b>1,930</b>
	<b>TOTAL</b>	<b>677,382</b>	<b>2,035,112</b>	<b>1,754,980</b>	<b>1,182,790</b>



**SPECIAL GAS TAX**

PUBLIC WORKS		ACCOUNTING UNIT			
ROADWAY MAINTENANCE		02917660			
Account Code	LINE ITEM RESOURCES	ACTUAL FY 20-21	ACTUAL FY 21-22	ADOPTED FY 22-23	ADOPTED FY 23-24
61000	Salaries Regular	13,556	587,625	26,460	26,460
61010	Salaries Cash Out/Separation	0	0	0	1,250
61040	Salaries Overtime	59	132,457	0	0
61100	Retirement-Employer Normal Cost	1,636	45,651	2,970	3,320
61102	Retirement- Employer Unfunded- Miscellaneous	8,279	12,728	4,360	2,750
61120	Medicare Insurance	225	10,316	380	380
61130	Health Insurance	1,323	109,503	1,260	1,530
61180	Worker Compensation Insurance	0	2,280	810	33,790
	<b>SUBTOTAL SALARIES &amp; BENEFITS</b>	<b>25,078</b>	<b>900,560</b>	<b>36,240</b>	<b>69,480</b>
62300	Contract Services-Professional	1,415,623	2,214,393	1,400,000	1,800,000
	<b>SUBTOTAL CONTRACTUALS</b>	<b>1,415,623</b>	<b>2,214,393</b>	<b>1,400,000</b>	<b>1,800,000</b>
63001	Miscellaneous Operating Expenses	601	47	1,600	1,600
	<b>SUBTOTAL COMMODITIES</b>	<b>601</b>	<b>47</b>	<b>1,600</b>	<b>1,600</b>
65040	IT Maintenance Charge	0	2,880	2,790	1,420
65100	Insurance Charges	0	6,040	2,440	97,290
65105	Benefits Overhead	220	190	150	6,090
65240	Public Works Administrative Ch	9,200	17,000	17,000	17,000
65400	Indirect Costs	3,574	14,504	6,880	8,540
	<b>SUBTOTAL FIXED CHARGES</b>	<b>12,994</b>	<b>40,614</b>	<b>29,260</b>	<b>130,340</b>
66220	Improvements Other Than Building	70,506	10,012	0	0
	<b>SUBTOTAL CAPITAL</b>	<b>70,506</b>	<b>10,012</b>	<b>0</b>	<b>0</b>
68001	POB Misc Xfer to Fund 406	0	647	2,520	1,930
	<b>SUBTOTAL TRANSFERS</b>	<b>0</b>	<b>647</b>	<b>2,520</b>	<b>1,930</b>
	<b>TOTAL</b>	<b>1,524,802</b>	<b>3,166,273</b>	<b>1,469,620</b>	<b>2,003,350</b>

**PROP 1B BOND ACT OF 2006  
DEPARTMENT RESOURCE SUMMARY**

**PUBLIC WORKS**

ACTIVITIES		ACTUAL FY 20-21	ACTUAL FY 21-22	ADOPTED FY 22-23	ADOPTED FY 23-24
REVENUES					
58000	Earning On Investments	1,287	1,156	0	0
	TOTAL REVENUES	1,287	1,156	0	0

**PROP 1B BOND ACT OF 2006**

PUBLIC WORKS		ACCOUNTING UNIT			
PROP 1B BOND OF 2006		03017002			
Account Code	LINE ITEM RESOURCES	ACTUAL FY 20-21	ACTUAL FY 21-22	ADOPTED FY 22-23	ADOPTED FY 23-24
58000	Earning On Investments	1,287	1,156	0	0
	<b>SUBTOTAL REVENUES</b>	<b>1,287</b>	<b>1,156</b>	<b>0</b>	<b>0</b>
	<b>TOTAL</b>	<b>1,287</b>	<b>1,156</b>	<b>0</b>	<b>0</b>

**AIR QUALITY IMPR. (AB 2766)  
DEPARTMENT RESOURCE SUMMARY**

**PUBLIC WORKS**

ACTIVITIES	ACTUAL FY 20-21	ACTUAL FY 21-22	ADOPTED FY 22-23	ADOPTED FY 23-24
<b>REVENUES</b>				
52350 AQMD AB2766	543,198	319,256	425,000	433,900
52351 MSRC Reimbursement	0	0	100,000	285,000
57010 Miscellaneous Recoveries	495	165	2,000	0
58000 Earning On Investments	12,654	12,347	7,000	7,000
<b>TOTAL REVENUES</b>	<b>556,347</b>	<b>331,769</b>	<b>534,000</b>	<b>725,900</b>
<b>EXPENDITURES</b>				
03117101 FLEET SVCS-AIR QUALITY IMPROV	24,717	2,722	48,000	100,000
03117102 FLEET SVCS-MSRC PROGRAM	24,717	20,492	25,440	285,000
<b>TOTAL EXPENDITURES</b>	<b>49,433</b>	<b>23,214</b>	<b>73,440</b>	<b>385,000</b>
OPERATING EXPENSES	ACTUAL FY 20-21	ACTUAL FY 21-22	ADOPTED FY 22-23	ADOPTED FY 23-24
66000 CAPITAL	49,433	23,214	73,440	385,000
<b>TOTAL</b>	<b>49,433</b>	<b>23,214</b>	<b>73,440</b>	<b>385,000</b>

**AIR QUALITY IMPR. (AB 2766)**

<b>PUBLIC WORKS</b>		<b>ACCOUNTING UNIT</b>			
<b>FLEET SVCS-AIR QUALITY IMPROV</b>		<b>03117002</b>			
<b>Account Code</b>	<b>LINE ITEM RESOURCES</b>	<b>ACTUAL FY 20-21</b>	<b>ACTUAL FY 21-22</b>	<b>ADOPTED FY 22-23</b>	<b>ADOPTED FY 23-24</b>
52350	AQMD AB2766	543,198	319,256	425,000	433,900
52351	MSRC Reimbursement	0	0	100,000	285,000
57010	Miscellaneous Recoveries	495	165	2,000	0
58000	Earning On Investments	12,654	12,347	7,000	7,000
	<b>SUBTOTAL REVENUES</b>	<b>556,347</b>	<b>331,769</b>	<b>534,000</b>	<b>725,900</b>
	<b>TOTAL</b>	<b>556,347</b>	<b>331,769</b>	<b>534,000</b>	<b>725,900</b>

**AIR QUALITY IMPR. (AB 2766)**

PUBLIC WORKS		ACCOUNTING UNIT			
FLEET SVCS-AIR QUALITY IMPROV		03117101			
Account Code	LINE ITEM RESOURCES	ACTUAL FY 20-21	ACTUAL FY 21-22	ADOPTED FY 22-23	ADOPTED FY 23-24
66220	Improvements Other Than Building	0	0	48,000	0
66400	Machinery & Equipment	24,717	2,722	0	100,000
	<b>SUBTOTAL CAPITAL</b>	<b>24,717</b>	<b>2,722</b>	<b>48,000</b>	<b>100,000</b>
	<b>TOTAL</b>	<b>24,717</b>	<b>2,722</b>	<b>48,000</b>	<b>100,000</b>

**AIR QUALITY IMPR. (AB 2766)**

<b>PUBLIC WORKS</b>		<b>ACCOUNTING UNIT</b>			
<b>FLEET SVCS-MSRC PROGRAM</b>		<b>03117102</b>			
Account Code	LINE ITEM RESOURCES	ACTUAL FY 20-21	ACTUAL FY 21-22	ADOPTED FY 22-23	ADOPTED FY 23-24
66400	Machinery & Equipment	24,717	20,492	25,440	285,000
	<b>SUBTOTAL CAPITAL</b>	<b>24,717</b>	<b>20,492</b>	<b>25,440</b>	<b>285,000</b>
	<b>TOTAL</b>	<b>24,717</b>	<b>20,492</b>	<b>25,440</b>	<b>285,000</b>

**MEASURE M-STREET CONSTRUCTION  
DEPARTMENT RESOURCE SUMMARY**

**PUBLIC WORKS**

<b>ACTIVITIES</b>		<b>ACTUAL FY 20-21</b>	<b>ACTUAL FY 21-22</b>	<b>ADOPTED FY 22-23</b>	<b>ADOPTED FY 23-24</b>
<b>REVENUES</b>					
52040	Grant-Other	0	39,054	0	0
52332	Measure M2 Competitive	5,661,799	16,506	0	9,784,630
52333	Measure M2 Local Fairshare	4,943,364	6,094,241	5,762,330	6,709,410
57000	Expense Reimbursement	1,176	16,978	0	0
57004	Expense Reimbursement-OCTA	35,562	149,225	0	16,000,000
57071	Sale of Land	0	86,836	0	0
57960	Rental Of Property	6,482	(1,061)	0	0
58000	Earning On Investments	1,627	3,026	0	0
	<b>TOTAL REVENUES</b>	<b>10,650,010</b>	<b>6,404,806</b>	<b>5,762,330</b>	<b>32,494,040</b>
<b>EXPENDITURES</b>					
03217661	OCTA TRANSITWAY PROJECT - MOS3	11,376	66,940	0	0
03217662	MEASURE M2 LOCAL FAIRSHARE ST	4,062,090	5,370,730	5,760,000	6,509,410
03217663	MEASURE M2 COMPETITIVE STREET	2,919,912	6,334,745	0	11,194,760
03217664	OCTA OC STREETCAR ACCOUNT	501,234	515,855	0	0
	<b>TOTAL EXPENDITURES</b>	<b>7,494,612</b>	<b>12,288,270</b>	<b>5,760,000</b>	<b>17,704,170</b>
<b>OPERATING EXPENSES</b>		<b>ACTUAL FY 20-21</b>	<b>ACTUAL FY 21-22</b>	<b>ADOPTED FY 22-23</b>	<b>ADOPTED FY 23-24</b>
61000	SALARIES & BENEFITS	4,837	0	0	0
62000	CONTRACTUALS	0	11,744	0	0
66000	CAPITAL	7,489,775	12,276,526	5,760,000	17,704,170
	<b>TOTAL</b>	<b>7,494,612</b>	<b>12,288,270</b>	<b>5,760,000</b>	<b>17,704,170</b>



**MEASURE M-STREET CONSTRUCTION**

PUBLIC WORKS		ACCOUNTING UNIT			
MEASURE M-STREET CONSTRUCTION		03217002			
Account Code	LINE ITEM RESOURCES	ACTUAL FY 20-21	ACTUAL FY 21-22	ADOPTED FY 22-23	ADOPTED FY 23-24
52040	Grant-Other	0	39,054	0	0
52332	Measure M2 Competitive	5,661,799	16,506	0	9,784,630
52333	Measure M2 Local Fairshare	4,943,364	6,094,241	5,762,330	6,709,410
57000	Expense Reimbursement	1,176	16,978	0	0
57004	Expense Reimbursement-OCTA	35,562	149,225	0	16,000,000
57071	Sale of Land	0	86,836	0	0
57960	Rental Of Property	6,482	(1,061)	0	0
58000	Earning On Investments	1,627	3,026	0	0
	<b>SUBTOTAL REVENUES</b>	<b>10,650,010</b>	<b>6,404,806</b>	<b>5,762,330</b>	<b>32,494,040</b>
	<b>TOTAL</b>	<b>10,650,010</b>	<b>6,404,806</b>	<b>5,762,330</b>	<b>32,494,040</b>

**MEASURE M-STREET CONSTRUCTION**

<b>PUBLIC WORKS</b>		<b>ACCOUNTING UNIT</b>			
<b>OCTA TRANSITWAY PROJECT - MOS3</b>		<b>03217661</b>			
<b>Account Code</b>	<b>LINE ITEM RESOURCES</b>	<b>ACTUAL FY 20-21</b>	<b>ACTUAL FY 21-22</b>	<b>ADOPTED FY 22-23</b>	<b>ADOPTED FY 23-24</b>
61000	Salaries Regular	4,153	0	0	0
61100	Retirement-Employer Normal Cost	168	0	0	0
61120	Medicare Insurance	59	0	0	0
61130	Health Insurance	456	0	0	0
	<b>SUBTOTAL SALARIES &amp; BENEFITS</b>	<b>4,837</b>	<b>0</b>	<b>0</b>	<b>0</b>
66220	Improvements Other Than Building	6,540	66,940	0	0
	<b>SUBTOTAL CAPITAL</b>	<b>6,540</b>	<b>66,940</b>	<b>0</b>	<b>0</b>
	<b>TOTAL</b>	<b>11,376</b>	<b>66,940</b>	<b>0</b>	<b>0</b>

**MEASURE M-STREET CONSTRUCTION**

PUBLIC WORKS		ACCOUNTING UNIT			
MEASURE M2 LOCAL FAIRSHARE ST		03217662			
Account Code	LINE ITEM RESOURCES	ACTUAL FY 20-21	ACTUAL FY 21-22	ADOPTED FY 22-23	ADOPTED FY 23-24
62000	Utilities	0	11,744	0	0
	<b>SUBTOTAL CONTRACTUALS</b>	<b>0</b>	<b>11,744</b>	<b>0</b>	<b>0</b>
66220	Improvements Other Than Building	4,062,090	5,358,986	5,760,000	6,509,410
	<b>SUBTOTAL CAPITAL</b>	<b>4,062,090</b>	<b>5,358,986</b>	<b>5,760,000</b>	<b>6,509,410</b>
	<b>TOTAL</b>	<b>4,062,090</b>	<b>5,370,730</b>	<b>5,760,000</b>	<b>6,509,410</b>

**MEASURE M-STREET CONSTRUCTION**

PUBLIC WORKS		ACCOUNTING UNIT			
MEASURE M2 COMPETITIVE STREET		03217663			
Account Code	LINE ITEM RESOURCES	ACTUAL FY 20-21	ACTUAL FY 21-22	ADOPTED FY 22-23	ADOPTED FY 23-24
66100	Land	859,446	2,664,046	0	0
66220	Improvements Other Than Building	2,060,466	3,670,699	0	11,194,760
	<b>SUBTOTAL CAPITAL</b>	<b>2,919,912</b>	<b>6,334,745</b>	<b>0</b>	<b>11,194,760</b>
	<b>TOTAL</b>	<b>2,919,912</b>	<b>6,334,745</b>	<b>0</b>	<b>11,194,760</b>

**MEASURE M-STREET CONSTRUCTION**

<b>PUBLIC WORKS</b>		<b>ACCOUNTING UNIT</b>			
<b>OCTA OC STREETCAR ACCOUNT</b>		<b>03217664</b>			
Account Code	LINE ITEM RESOURCES	ACTUAL FY 20-21	ACTUAL FY 21-22	ADOPTED FY 22-23	ADOPTED FY 23-24
66220	Improvements Other Than Building	501,234	515,855	0	0
	<b>SUBTOTAL CAPITAL</b>	<b>501,234</b>	<b>515,855</b>	<b>0</b>	<b>0</b>
	<b>TOTAL</b>	<b>501,234</b>	<b>515,855</b>	<b>0</b>	<b>0</b>

**NEW TRANSPO SYS IMPR AREA B  
DEPARTMENT RESOURCE SUMMARY**

**PUBLIC WORKS**

<b>ACTIVITIES</b>		<b>ACTUAL FY 20-21</b>	<b>ACTUAL FY 21-22</b>	<b>ADOPTED FY 22-23</b>	<b>ADOPTED FY 23-24</b>
REVENUES					
50300	Transportation System Improvement Fee	6,092	29,137	0	0
58000	Earning On Investments	4,540	4,256	0	0
	TOTAL REVENUES	10,632	33,393	0	0

**NEW TRANSPO SYS IMPR AREA B**

PUBLIC WORKS		ACCOUNTING UNIT			
NEW TRANSPO SYS IMPR AREA B		03317002			
Account Code	LINE ITEM RESOURCES	ACTUAL FY 20-21	ACTUAL FY 21-22	ADOPTED FY 22-23	ADOPTED FY 23-24
50300	Transportation System Improvement Fee	6,092	29,137	0	0
58000	Earning On Investments	4,540	4,256	0	0
	<b>SUBTOTAL REVENUES</b>	<b>10,632</b>	<b>33,393</b>	<b>0</b>	<b>0</b>
	<b>TOTAL</b>	<b>10,632</b>	<b>33,393</b>	<b>0</b>	<b>0</b>

**NEW TRANSPO SYS IMPR AREA E  
DEPARTMENT RESOURCE SUMMARY**

**PUBLIC WORKS**

<b>ACTIVITIES</b>		<b>ACTUAL FY 20-21</b>	<b>ACTUAL FY 21-22</b>	<b>ADOPTED FY 22-23</b>	<b>ADOPTED FY 23-24</b>
<b>REVENUES</b>					
50300	Transportation System Improvement Fee	264,900	34,403	0	0
57960	Rental Of Property	1,275	29,516	0	0
58000	Earning On Investments	12,000	11,420	0	0
	<b>TOTAL REVENUES</b>	<b>278,175</b>	<b>75,339</b>	<b>0</b>	<b>0</b>
<b>EXPENDITURES</b>					
03417660	NEW TRANSPO SYS IMPR AREA E	25,597	117,665	0	204,830
	<b>TOTAL EXPENDITURES</b>	<b>25,597</b>	<b>117,665</b>	<b>0</b>	<b>204,830</b>
<b>OPERATING EXPENSES</b>		<b>ACTUAL FY 20-21</b>	<b>ACTUAL FY 21-22</b>	<b>ADOPTED FY 22-23</b>	<b>ADOPTED FY 23-24</b>
66000	CAPITAL	25,597	117,665	0	204,830
	<b>TOTAL</b>	<b>25,597</b>	<b>117,665</b>	<b>0</b>	<b>204,830</b>



**NEW TRANSPO SYS IMPR AREA E**

<b>PUBLIC WORKS</b>		<b>ACCOUNTING UNIT</b>			
<b>NEW TRANSPO SYS IMPR AREA E</b>		<b>03417002</b>			
<b>Account Code</b>	<b>LINE ITEM RESOURCES</b>	<b>ACTUAL FY 20-21</b>	<b>ACTUAL FY 21-22</b>	<b>ADOPTED FY 22-23</b>	<b>ADOPTED FY 23-24</b>
50300	Transportation System Improvement Fee	264,900	34,403	0	0
57960	Rental Of Property	1,275	29,516	0	0
58000	Earning On Investments	12,000	11,420	0	0
	<b>SUBTOTAL REVENUES</b>	<b>278,175</b>	<b>75,339</b>	<b>0</b>	<b>0</b>
	<b>TOTAL</b>	<b>278,175</b>	<b>75,339</b>	<b>0</b>	<b>0</b>

**NEW TRANSPO SYS IMPR AREA E**

PUBLIC WORKS		ACCOUNTING UNIT			
NEW TRANSPO SYS IMPR AREA E		03417660			
Account Code	LINE ITEM RESOURCES	ACTUAL FY 20-21	ACTUAL FY 21-22	ADOPTED FY 22-23	ADOPTED FY 23-24
66100	Land	0	(12,024)	0	0
66220	Improvements Other Than Building	25,597	129,689	0	204,830
	<b>SUBTOTAL CAPITAL</b>	<b>25,597</b>	<b>117,665</b>	<b>0</b>	<b>204,830</b>
	<b>TOTAL</b>	<b>25,597</b>	<b>117,665</b>	<b>0</b>	<b>204,830</b>

**NEW TRANSP SYS IMPR AREA F  
DEPARTMENT RESOURCE SUMMARY**

**PUBLIC WORKS**

<b>ACTIVITIES</b>		<b>ACTUAL FY 20-21</b>	<b>ACTUAL FY 21-22</b>	<b>ADOPTED FY 22-23</b>	<b>ADOPTED FY 23-24</b>
REVENUES					
50300	Transportation System Improvement Fee	177,515	582,198	0	0
58000	Earning On Investments	12,898	13,231	0	0
	<b>TOTAL REVENUES</b>	<b>190,413</b>	<b>595,429</b>	<b>0</b>	<b>0</b>
EXPENDITURES					
03517660	NEW TRANSP SYS IMPR AREA F	216,648	150,854	530,000	140,000
	<b>TOTAL EXPENDITURES</b>	<b>216,648</b>	<b>150,854</b>	<b>530,000</b>	<b>140,000</b>
<b>OPERATING EXPENSES</b>		<b>ACTUAL FY 20-21</b>	<b>ACTUAL FY 21-22</b>	<b>ADOPTED FY 22-23</b>	<b>ADOPTED FY 23-24</b>
66000	CAPITAL	216,648	150,854	530,000	140,000
	<b>TOTAL</b>	<b>216,648</b>	<b>150,854</b>	<b>530,000</b>	<b>140,000</b>

**NEW TRANSPO SYS IMPR AREA F**

PUBLIC WORKS		ACCOUNTING UNIT			
NEW TRANSPO SYS IMPR AREA F		03517002			
Account Code	LINE ITEM RESOURCES	ACTUAL FY 20-21	ACTUAL FY 21-22	ADOPTED FY 22-23	ADOPTED FY 23-24
50300	Transportation System Improvement Fee	177,515	582,198	0	0
58000	Earning On Investments	12,898	13,231	0	0
	<b>SUBTOTAL REVENUES</b>	<b>190,413</b>	<b>595,429</b>	<b>0</b>	<b>0</b>
	<b>TOTAL</b>	<b>190,413</b>	<b>595,429</b>	<b>0</b>	<b>0</b>

**NEW TRANSPO SYS IMPR AREA F**

PUBLIC WORKS		ACCOUNTING UNIT			
NEW TRANSPO SYS IMPR AREA F		03517660			
Account Code	LINE ITEM RESOURCES	ACTUAL FY 20-21	ACTUAL FY 21-22	ADOPTED FY 22-23	ADOPTED FY 23-24
66100	Land	0	60,250	0	0
66220	Improvements Other Than Building	216,648	90,604	530,000	140,000
	<b>SUBTOTAL CAPITAL</b>	<b>216,648</b>	<b>150,854</b>	<b>530,000</b>	<b>140,000</b>
	<b>TOTAL</b>	<b>216,648</b>	<b>150,854</b>	<b>530,000</b>	<b>140,000</b>

**TRANSP SYS IMPR AREA A-2  
DEPARTMENT RESOURCE SUMMARY**

**PUBLIC WORKS**

ACTIVITIES	ACTUAL FY 20-21	ACTUAL FY 21-22	ADOPTED FY 22-23	ADOPTED FY 23-24
REVENUES				
50300 Transportation System Improvement Fee	0	366,373	0	0
58000 Earning On Investments	2,776	4,581	0	0
TOTAL REVENUES	2,776	370,954	0	0

**TRANSP SYS IMPR AREA A-2**

<b>PUBLIC WORKS</b>		<b>ACCOUNTING UNIT</b>			
<b>TRANS. SYSTEM IMPR. AREA A-2</b>		<b>04117002</b>			
<b>Account Code</b>	<b>LINE ITEM RESOURCES</b>	<b>ACTUAL FY 20-21</b>	<b>ACTUAL FY 21-22</b>	<b>ADOPTED FY 22-23</b>	<b>ADOPTED FY 23-24</b>
50300	Transportation System Improvement Fee	0	366,373	0	0
58000	Earning On Investments	2,776	4,581	0	0
	<b>SUBTOTAL REVENUES</b>	<b>2,776</b>	<b>370,954</b>	<b>0</b>	<b>0</b>
	<b>TOTAL</b>	<b>2,776</b>	<b>370,954</b>	<b>0</b>	<b>0</b>

**TRANSPO SYS IMPR AREA B  
DEPARTMENT RESOURCE SUMMARY**

**PUBLIC WORKS**

ACTIVITIES	ACTUAL FY 20-21	ACTUAL FY 21-22	ADOPTED FY 22-23	ADOPTED FY 23-24
REVENUES				
58000 Earning On Investments	80	72	0	0
TOTAL REVENUES	80	72	0	0



**TRANSPO SYS IMPR AREA B**

PUBLIC WORKS		ACCOUNTING UNIT			
TRANSP. SYSTEM IMP. AREA B		04217002			
Account Code	LINE ITEM RESOURCES	ACTUAL FY 20-21	ACTUAL FY 21-22	ADOPTED FY 22-23	ADOPTED FY 23-24
58000	Earning On Investments	80	72	0	0
	<b>SUBTOTAL REVENUES</b>	<b>80</b>	<b>72</b>	<b>0</b>	<b>0</b>
	<b>TOTAL</b>	<b>80</b>	<b>72</b>	<b>0</b>	<b>0</b>

**TRANSPO SYS IMPR AREA C-2  
DEPARTMENT RESOURCE SUMMARY**

**PUBLIC WORKS**

ACTIVITIES	ACTUAL FY 20-21	ACTUAL FY 21-22	ADOPTED FY 22-23	ADOPTED FY 23-24
REVENUES				
58000 Earning On Investments	1,791	1,609	0	0
TOTAL REVENUES	1,791	1,609	0	0

**TRANSPO SYS IMPR AREA C-2**

PUBLIC WORKS		ACCOUNTING UNIT			
TRANSPO SYS IMPR AREA C-2		04817002			
Account Code	LINE ITEM RESOURCES	ACTUAL FY 20-21	ACTUAL FY 21-22	ADOPTED FY 22-23	ADOPTED FY 23-24
58000	Earning On Investments	1,791	1,609	0	0
	<b>SUBTOTAL REVENUES</b>	<b>1,791</b>	<b>1,609</b>	<b>0</b>	<b>0</b>
	<b>TOTAL</b>	<b>1,791</b>	<b>1,609</b>	<b>0</b>	<b>0</b>

**TRANSPO SYS IMPR AREA G  
DEPARTMENT RESOURCE SUMMARY**

**PUBLIC WORKS**

ACTIVITIES	ACTUAL FY 20-21	ACTUAL FY 21-22	ADOPTED FY 22-23	ADOPTED FY 23-24
REVENUES				
58000    Earning On Investments	826	742	0	0
TOTAL REVENUES	826	742	0	0
EXPENDITURES				
04917660  TRANSP. SYSTEM IMP AREA G	0	0	0	99,010
TOTAL EXPENDITURES	0	0	0	99,010
<b>OPERATING EXPENSES</b>	<b>ACTUAL FY 20-21</b>	<b>ACTUAL FY 21-22</b>	<b>ADOPTED FY 22-23</b>	<b>ADOPTED FY 23-24</b>
66000    CAPITAL	0	0	0	99,010
<b>TOTAL</b>	<b>0</b>	<b>0</b>	<b>0</b>	<b>99,010</b>

**TRANSPO SYS IMPR AREA G**

<b>PUBLIC WORKS</b>		<b>ACCOUNTING UNIT</b>			
<b>TRANSP. SYSTEM IMP AREA G</b>		<b>04917002</b>			
Account Code	LINE ITEM RESOURCES	ACTUAL FY 20-21	ACTUAL FY 21-22	ADOPTED FY 22-23	ADOPTED FY 23-24
58000	Earning On Investments	826	742	0	0
	<b>SUBTOTAL REVENUES</b>	<b>826</b>	<b>742</b>	<b>0</b>	<b>0</b>
	<b>TOTAL</b>	<b>826</b>	<b>742</b>	<b>0</b>	<b>0</b>

**TRANSPO SYS IMPR AREA G**

<b>PUBLIC WORKS</b>		<b>ACCOUNTING UNIT</b>			
<b>TRANSP. SYSTEM IMP AREA G</b>		<b>04917660</b>			
Account Code	LINE ITEM RESOURCES	ACTUAL FY 20-21	ACTUAL FY 21-22	ADOPTED FY 22-23	ADOPTED FY 23-24
66220	Improvements Other Than Building	0	0	0	99,010
	<b>SUBTOTAL CAPITAL</b>	<b>0</b>	<b>0</b>	<b>0</b>	<b>99,010</b>
	<b>TOTAL</b>	<b>0</b>	<b>0</b>	<b>0</b>	<b>99,010</b>

**CAPITAL OUTLAY FUND  
DEPARTMENT RESOURCE SUMMARY**

**PUBLIC WORKS**

ACTIVITIES	ACTUAL FY 20-21	ACTUAL FY 21-22	ADOPTED FY 22-23	ADOPTED FY 23-24
EXPENDITURES				
05117620 TRAFFIC SIGNAL IMPROVEMENTS	206,177	0	0	0
TOTAL EXPENDITURES	206,177	0	0	0
OPERATING EXPENSES	ACTUAL FY 20-21	ACTUAL FY 21-22	ADOPTED FY 22-23	ADOPTED FY 23-24
66000 CAPITAL	206,177	0	0	0
<b>TOTAL</b>	<b>206,177</b>	<b>0</b>	<b>0</b>	<b>0</b>

**CAPITAL OUTLAY FUND**

<b>PUBLIC WORKS</b>		<b>ACCOUNTING UNIT</b>			
<b>TRAFFIC SIGNAL IMPROVEMENTS</b>		<b>05117620</b>			
Account Code	LINE ITEM RESOURCES	ACTUAL FY 20-21	ACTUAL FY 21-22	ADOPTED FY 22-23	ADOPTED FY 23-24
66220	Improvements Other Than Building	206,177	0	0	0
	<b>SUBTOTAL CAPITAL</b>	<b>206,177</b>	<b>0</b>	<b>0</b>	<b>0</b>
	<b>TOTAL</b>	<b>206,177</b>	<b>0</b>	<b>0</b>	<b>0</b>



**CITY SERVICES  
DEPARTMENT RESOURCE SUMMARY**

**PUBLIC WORKS**

ACTIVITIES	ACTUAL FY 20-21	ACTUAL FY 21-22	ADOPTED FY 22-23	ADOPTED FY 23-24
REVENUES				
51708    CIP Construction Projects Permits	0	69,929	150,000	0
TOTAL REVENUES	0	69,929	150,000	0
EXPENDITURES				
05317021  PW Agency Services	0	0	150,000	0
TOTAL EXPENDITURES	0	0	150,000	0
<b>OPERATING EXPENSES</b>	<b>ACTUAL FY 20-21</b>	<b>ACTUAL FY 21-22</b>	<b>ADOPTED FY 22-23</b>	<b>ADOPTED FY 23-24</b>
62000    CONTRACTUALS	0	0	150,000	0
<b>TOTAL</b>	<b>0</b>	<b>0</b>	<b>150,000</b>	<b>0</b>

**CITY SERVICES**

<b>PUBLIC WORKS</b>		<b>ACCOUNTING UNIT</b>			
<b>PWA REVENUE</b>		<b>05317002</b>			
Account Code	LINE ITEM RESOURCES	ACTUAL FY 20-21	ACTUAL FY 21-22	ADOPTED FY 22-23	ADOPTED FY 23-24
51708	CIP Construction Projects Permits	0	69,929	150,000	0
	<b>SUBTOTAL REVENUES</b>	<b>0</b>	<b>69,929</b>	<b>150,000</b>	<b>0</b>
	<b>TOTAL</b>	<b>0</b>	<b>69,929</b>	<b>150,000</b>	<b>0</b>

**CITY SERVICES**

<b>PUBLIC WORKS</b>		<b>ACCOUNTING UNIT</b>			
<b>PW Agency Services</b>		<b>05317021</b>			
Account Code	LINE ITEM RESOURCES	ACTUAL FY 20-21	ACTUAL FY 21-22	ADOPTED FY 22-23	ADOPTED FY 23-24
62340	Contract Services-PWA-CIP Construction Permits	0	0	150,000	0
	<b>SUBTOTAL CONTRACTUALS</b>	<b>0</b>	<b>0</b>	<b>150,000</b>	<b>0</b>
	<b>TOTAL</b>	<b>0</b>	<b>0</b>	<b>150,000</b>	<b>0</b>

**SANITARY SEWER CAPITAL  
DEPARTMENT RESOURCE SUMMARY**

**PUBLIC WORKS**

ACTIVITIES	ACTUAL FY 20-21	ACTUAL FY 21-22	ADOPTED FY 22-23	ADOPTED FY 23-24
REVENUES				
58000 Earning On Investments	187,024	145,569	60,000	50,000
58002 Net Increase (Decrease) In Fai	(323,313)	(1,277,644)	0	0
59000-056 Transfer From Fund 056	0	0	0	2,000,000
TOTAL REVENUES	(136,288)	(1,132,075)	60,000	2,050,000
EXPENDITURES				
05417647 CAPITAL RECOVERY CHARGES	3,430,038	5,512,498	3,710,000	2,027,980
TOTAL EXPENDITURES	3,430,038	5,512,498	3,710,000	2,027,980
OPERATING EXPENSES	ACTUAL FY 20-21	ACTUAL FY 21-22	ADOPTED FY 22-23	ADOPTED FY 23-24
62000 CONTRACTUALS	99,696	167,250	2,000,000	2,000,000
65000 FIXED CHARGES	0	0	0	27,980
66000 CAPITAL	3,330,341	5,345,248	1,710,000	0
<b>TOTAL</b>	<b>3,430,038</b>	<b>5,512,498</b>	<b>3,710,000</b>	<b>2,027,980</b>

**SANITARY SEWER CAPITAL**

<b>PUBLIC WORKS</b>		<b>ACCOUNTING UNIT</b>			
<b>CAPITAL RECOVERY CHARGES</b>		<b>05417002</b>			
<b>Account Code</b>	<b>LINE ITEM RESOURCES</b>	<b>ACTUAL FY 20-21</b>	<b>ACTUAL FY 21-22</b>	<b>ADOPTED FY 22-23</b>	<b>ADOPTED FY 23-24</b>
58000	Earning On Investments	187,024	145,569	60,000	50,000
58002	Net Increase (Decrease) In Fai	(323,313)	(1,277,644)	0	0
59000	Transfer From Fund 056	0	0	0	2,000,000
	<b>SUBTOTAL REVENUES</b>	<b>(136,288)</b>	<b>(1,132,075)</b>	<b>60,000</b>	<b>2,050,000</b>
	<b>TOTAL</b>	<b>(136,288)</b>	<b>(1,132,075)</b>	<b>60,000</b>	<b>2,050,000</b>

**SANITARY SEWER CAPITAL**

PUBLIC WORKS		ACCOUNTING UNIT			
CAPITAL RECOVERY CHARGES		05417647			
Account Code	LINE ITEM RESOURCES	ACTUAL FY 20-21	ACTUAL FY 21-22	ADOPTED FY 22-23	ADOPTED FY 23-24
62300	Contract Services-Professional	99,696	167,250	2,000,000	2,000,000
	<b>SUBTOTAL CONTRACTUALS</b>	<b>99,696</b>	<b>167,250</b>	<b>2,000,000</b>	<b>2,000,000</b>
65240	Public Works Administrative Ch	0	0	0	27,980
	<b>SUBTOTAL FIXED CHARGES</b>	<b>0</b>	<b>0</b>	<b>0</b>	<b>27,980</b>
66200	Buildings & Building Improvements	0	0	(3,375,000)	0
66220	Improvements Other Than Building	3,330,341	5,345,248	5,085,000	0
	<b>SUBTOTAL CAPITAL</b>	<b>3,330,341</b>	<b>5,345,248</b>	<b>1,710,000</b>	<b>0</b>
	<b>TOTAL</b>	<b>3,430,038</b>	<b>5,512,498</b>	<b>3,710,000</b>	<b>2,027,980</b>

**SEWER CONNECTION FEE  
DEPARTMENT RESOURCE SUMMARY**

**PUBLIC WORKS**

<b>ACTIVITIES</b>		<b>ACTUAL FY 20-21</b>	<b>ACTUAL FY 21-22</b>	<b>ADOPTED FY 22-23</b>	<b>ADOPTED FY 23-24</b>
REVENUES					
53701	Sewer Connection Fee	1,026,125	(815,743)	1,040,400	1,020,000
58000	Earning On Investments	100,610	71,692	100,000	70,000
	<b>TOTAL REVENUES</b>	<b>1,126,735</b>	<b>(744,050)</b>	<b>1,140,400</b>	<b>1,090,000</b>
EXPENDITURES					
05517660	SEWER CONNECTION PROJECTS	2,539,351	2,557,535	1,000,000	0
	<b>TOTAL EXPENDITURES</b>	<b>2,539,351</b>	<b>2,557,535</b>	<b>1,000,000</b>	<b>0</b>
<b>OPERATING EXPENSES</b>		<b>ACTUAL FY 20-21</b>	<b>ACTUAL FY 21-22</b>	<b>ADOPTED FY 22-23</b>	<b>ADOPTED FY 23-24</b>
66000	CAPITAL	2,539,351	2,557,535	1,000,000	0
	<b>TOTAL</b>	<b>2,539,351</b>	<b>2,557,535</b>	<b>1,000,000</b>	<b>0</b>

**SEWER CONNECTION FEE**

PUBLIC WORKS		ACCOUNTING UNIT			
SEWER CONNECTION PROJECTS		05517002			
Account Code	LINE ITEM RESOURCES	ACTUAL FY 20-21	ACTUAL FY 21-22	ADOPTED FY 22-23	ADOPTED FY 23-24
53701	Sewer Connection Fee	1,026,125	(815,743)	1,040,400	1,020,000
58000	Earning On Investments	100,610	71,692	100,000	70,000
	<b>SUBTOTAL REVENUES</b>	<b>1,126,735</b>	<b>(744,050)</b>	<b>1,140,400</b>	<b>1,090,000</b>
	<b>TOTAL</b>	<b>1,126,735</b>	<b>(744,050)</b>	<b>1,140,400</b>	<b>1,090,000</b>



**SEWER CONNECTION FEE**

<b>PUBLIC WORKS</b>		<b>ACCOUNTING UNIT</b>			
<b>SEWER CONNECTION PROJECTS</b>		<b>05517660</b>			
Account Code	LINE ITEM RESOURCES	ACTUAL FY 20-21	ACTUAL FY 21-22	ADOPTED FY 22-23	ADOPTED FY 23-24
66220	Improvements Other Than Building	2,539,351	2,557,535	1,000,000	0
	<b>SUBTOTAL CAPITAL</b>	<b>2,539,351</b>	<b>2,557,535</b>	<b>1,000,000</b>	<b>0</b>
	<b>TOTAL</b>	<b>2,539,351</b>	<b>2,557,535</b>	<b>1,000,000</b>	<b>0</b>

**SANITARY SEWER SERVICE  
DEPARTMENT RESOURCE SUMMARY**

**PUBLIC WORKS**

<b>ACTIVITIES</b>		<b>ACTUAL FY 20-21</b>	<b>ACTUAL FY 21-22</b>	<b>ADOPTED FY 22-23</b>	<b>ADOPTED FY 23-24</b>
<b>REVENUES</b>					
53720	Penalties & Service Charge	0	0	50,000	50,000
53721	NPDES Sewer	348,080	380,181	296,200	296,200
53734	FOG Program	448,772	487,489	948,200	531,230
53902	Misc Service Charge	6,552,435	7,219,463	7,500,900	8,219,010
57010	Miscellaneous Recoveries	0	3,849	0	0
57993	Write Off Collections	0	(56,952)	0	0
58000	Earning On Investments	56,206	57,331	100,000	50,000
	<b>TOTAL REVENUES</b>	<b>7,405,493</b>	<b>8,091,361</b>	<b>8,895,300</b>	<b>9,146,440</b>
<b>EXPENDITURES</b>					
05617019	SEWER INTERFUND TRANSFER	348,080	380,181	250,000	2,296,200
05617640	SANITARY SEWER SERVICE	6,435,001	7,474,668	8,718,140	8,621,510
	<b>TOTAL EXPENDITURES</b>	<b>6,783,080</b>	<b>7,854,849</b>	<b>8,968,140</b>	<b>10,917,710</b>
<b>OPERATING EXPENSES</b>		<b>ACTUAL FY 20-21</b>	<b>ACTUAL FY 21-22</b>	<b>ADOPTED FY 22-23</b>	<b>ADOPTED FY 23-24</b>
61000	SALARIES & BENEFITS	2,242,513	2,806,057	3,237,580	3,285,770
62000	CONTRACTUALS	1,564,865	1,480,107	2,252,840	2,143,730
63000	COMMODITIES	492,397	365,188	723,450	723,450
65000	FIXED CHARGES	1,456,541	2,141,214	2,060,620	2,052,580
66000	CAPITAL	678,684	619,668	325,000	325,000
67000	DEBT SERVICE	0	62,434	118,650	90,980
68000	TRANSFERS	348,080	380,181	250,000	2,296,200
	<b>TOTAL</b>	<b>6,783,080</b>	<b>7,854,849</b>	<b>8,968,140</b>	<b>10,917,710</b>

**SANITARY SEWER SERVICE**

<b>PUBLIC WORKS</b>		<b>ACCOUNTING UNIT</b>			
<b>SANITARY SEWER SERVICE</b>		<b>05617002</b>			
<b>Account Code</b>	<b>LINE ITEM RESOURCES</b>	<b>ACTUAL FY 20-21</b>	<b>ACTUAL FY 21-22</b>	<b>ADOPTED FY 22-23</b>	<b>ADOPTED FY 23-24</b>
53720	Penalties & Service Charge	0	0	50,000	50,000
53721	NPDES Sewer	348,080	380,181	296,200	296,200
53734	FOG Program	448,772	487,489	948,200	531,230
53902	Misc Service Charge	6,552,435	7,219,463	7,500,900	8,219,010
57010	Miscellaneous Recoveries	0	3,849	0	0
57993	Write Off Collections	0	(56,952)	0	0
58000	Earning On Investments	56,206	57,331	100,000	50,000
	<b>SUBTOTAL REVENUES</b>	<b>7,405,493</b>	<b>8,091,361</b>	<b>8,895,300</b>	<b>9,146,440</b>
	<b>TOTAL</b>	<b>7,405,493</b>	<b>8,091,361</b>	<b>8,895,300</b>	<b>9,146,440</b>

**SANITARY SEWER SERVICE**

PUBLIC WORKS		ACCOUNTING UNIT			
SEWER INTERFUND TRANSFER		05617019			
Account Code	LINE ITEM RESOURCES	ACTUAL FY 20-21	ACTUAL FY 21-22	ADOPTED FY 22-23	ADOPTED FY 23-24
68000	Transfer to Fund 054	0	0	0	2,000,000
68000	Transfer to Fund 057	348,080	380,181	250,000	296,200
	<b>SUBTOTAL TRANSFERS</b>	<b>348,080</b>	<b>380,181</b>	<b>250,000</b>	<b>2,296,200</b>
	<b>TOTAL</b>	<b>348,080</b>	<b>380,181</b>	<b>250,000</b>	<b>2,296,200</b>

**SANITARY SEWER SERVICE**

PUBLIC WORKS		ACCOUNTING UNIT			
SANITARY SEWER SERVICE		05617640			
Account Code	LINE ITEM RESOURCES	ACTUAL FY 20-21	ACTUAL FY 21-22	ADOPTED FY 22-23	ADOPTED FY 23-24
61000	Salaries Regular	1,270,931	1,658,235	2,142,430	2,034,690
61010	Salaries Cash Out/Separation	19,016	0	0	0
61020	Salaries Part-Time	23,508	19,483	57,450	57,450
61040	Salaries Overtime	118,402	158,882	135,600	195,600
61100	Retirement-Employer Normal Cost	77,011	126,458	173,510	180,310
61102	Retirement- Employer Unfunded- Miscellaneous	389,610	453,654	205,240	226,970
61110	Part-Time Retirement	882	731	2,150	2,150
61120	Medicare Insurance	20,480	27,274	31,810	30,240
61130	Health Insurance	214,746	267,258	410,990	461,100
61170	Retiree Health Benefits	347	513	830	790
61180	Worker Compensation Insurance	107,580	93,570	77,570	96,470
	<b>SUBTOTAL SALARIES &amp; BENEFITS</b>	<b>2,242,513</b>	<b>2,806,057</b>	<b>3,237,580</b>	<b>3,285,770</b>
62010	Communications	7,607	15,490	6,540	35,430
62120	Training, Transportation, Meetings	7,122	8,993	9,000	21,000
62140	Membership, Subscription & Dues	30,759	10,877	58,500	58,500
62300	Contract Services-Professional	1,518,816	1,444,747	2,168,800	2,018,800
62322	Maintenance & Repair Machinery	562	0	10,000	10,000
	<b>SUBTOTAL CONTRACTUALS</b>	<b>1,564,865</b>	<b>1,480,107</b>	<b>2,252,840</b>	<b>2,143,730</b>
63001	Miscellaneous Operating Expenses	451,946	328,632	677,150	677,150
63300	Gas & Diesel	40,451	36,556	46,300	46,300
	<b>SUBTOTAL COMMODITIES</b>	<b>492,397</b>	<b>365,188</b>	<b>723,450</b>	<b>723,450</b>
65010	Rental City Equipment	120,900	195,651	211,630	253,780
65011	Equipment Replacement Charges	153,700	312,876	82,320	176,450
65012	Accident Repair & Replacement	2,200	3,324	3,670	3,670
65040	IT Maintenance Charge	102,100	114,000	130,510	143,350
65100	Insurance Charges	281,910	247,450	233,420	277,780
65105	Benefits Overhead	5,080	6,280	14,160	17,400
65210	Delivery Charges	990	990	0	0
65240	Public Works Administrative Ch	418,800	706,000	708,300	451,800
65400	Indirect Costs	370,861	554,643	676,610	728,350
	<b>SUBTOTAL FIXED CHARGES</b>	<b>1,456,541</b>	<b>2,141,214</b>	<b>2,060,620</b>	<b>2,052,580</b>
66400	Machinery & Equipment	678,684	619,668	325,000	325,000
	<b>SUBTOTAL CAPITAL</b>	<b>678,684</b>	<b>619,668</b>	<b>325,000</b>	<b>325,000</b>
67301	POB Principal-Misc	0	0	41,990	14,400
67311	POB Interest - Misc	0	62,434	76,660	76,580
	<b>SUBTOTAL DEBT SERVICE</b>	<b>0</b>	<b>62,434</b>	<b>118,650</b>	<b>90,980</b>
	<b>TOTAL</b>	<b>6,435,001</b>	<b>7,474,668</b>	<b>8,718,140</b>	<b>8,621,510</b>

**FED CLEAN WATER PROTECTION ENT  
DEPARTMENT RESOURCE SUMMARY**

**PUBLIC WORKS**

<b>ACTIVITIES</b>		<b>ACTUAL FY 20-21</b>	<b>ACTUAL FY 21-22</b>	<b>ADOPTED FY 22-23</b>	<b>ADOPTED FY 23-24</b>
<b>REVENUES</b>					
53604	NPDES Public Improvement Plan Check	286,598	374,174	285,000	325,000
53617	NPDES Site Plan Review	40,964	0	0	0
53621	NPDES Building Permit	34,539	35,949	40,000	40,000
53622	NPDES Plumbing Permit	61,102	59,281	50,000	60,000
53623	NPDES Grading Permit	35,799	25,073	30,000	30,000
53708	NPDES Sewer Lateral	9,516	6,839	5,000	5,000
53711	NPDES Street Work Permit	318,636	433,878	315,000	315,000
53721	NPDES Sewer	90,742	0	0	0
53724	NPDES Refuse Non-Residential	84,365	87,737	0	0
53727	NPDES Surcharge	0	0	1,010,000	0
57010	Miscellaneous Recoveries	2,183	1,500	0	0
57014	OC Flood Contribution	202,527	0	0	0
57015	OCWD Contribution	0	0	1,000,000	1,000,000
57016	IRWD Contribution	14,324	0	0	0
57017	City of Newport Beach Contribu	110,727	0	0	0
58000	Earning On Investments	39,879	37,717	25,000	25,000
59000-056	Transfer From Fund 056	348,080	380,181	250,000	296,200
59000-060	Transfer From Fund 060	1,200,241	1,259,552	1,280,800	1,280,800
59000-069	Transfer From Fund 069	1,033,375	1,152,477	1,010,000	1,072,620
	<b>TOTAL REVENUES</b>	<b>3,913,597</b>	<b>3,854,360</b>	<b>5,300,800</b>	<b>4,449,620</b>
<b>EXPENDITURES</b>					
05717019	FED CLEAN WATER INTERFUND TRAN	200,000	200,000	200,000	200,000
05717640	FED CLEAN WATER PROTECTION ENT	3,840,661	3,591,087	4,097,720	3,464,990
05717660	DELHI DIVERSION PROJECT	335,640	0	1,000,000	1,000,000
	<b>TOTAL EXPENDITURES</b>	<b>4,376,301</b>	<b>3,791,087</b>	<b>5,297,720</b>	<b>4,664,990</b>
<b>OPERATING EXPENSES</b>		<b>ACTUAL FY 20-21</b>	<b>ACTUAL FY 21-22</b>	<b>ADOPTED FY 22-23</b>	<b>ADOPTED FY 23-24</b>
61000	SALARIES & BENEFITS	505,884	517,843	510,930	564,250
62000	CONTRACTUALS	2,046,312	2,055,832	3,362,340	3,173,000
63000	COMMODITIES	5,985	17,045	18,150	19,000
65000	FIXED CHARGES	515,315	352,279	335,370	432,190
66000	CAPITAL	1,102,805	629,182	835,000	249,000
67000	DEBT SERVICE	0	18,906	35,930	27,550
68000	TRANSFERS	200,000	200,000	200,000	200,000
	<b>TOTAL</b>	<b>4,376,301</b>	<b>3,791,087</b>	<b>5,297,720</b>	<b>4,664,990</b>

**FED CLEAN WATER PROTECTION ENT**

PUBLIC WORKS		ACCOUNTING UNIT			
FED CLEAN WATER PROTECTION ENT		05717002			
Account Code	LINE ITEM RESOURCES	ACTUAL FY 20-21	ACTUAL FY 21-22	ADOPTED FY 22-23	ADOPTED FY 23-24
53604	NPDES Public Improvement Plan Check	286,598	374,174	285,000	325,000
53617	NPDES Site Plan Review	40,964	0	0	0
53621	NPDES Building Permit	34,539	35,949	40,000	40,000
53622	NPDES Plumbing Permit	61,102	59,281	50,000	60,000
53623	NPDES Grading Permit	35,799	25,073	30,000	30,000
53708	NPDES Sewer Lateral	9,516	6,839	5,000	5,000
53711	NPDES Street Work Permit	318,636	433,878	315,000	315,000
53721	NPDES Sewer	90,742	0	0	0
53724	NPDES Refuse Non-Residential	84,365	87,737	0	0
53727	NPDES Surcharge	0	0	1,010,000	0
57010	Miscellaneous Recoveries	2,183	1,500	0	0
57014	OC Flood Contribution	202,527	0	0	0
57015	OCWD Contribution	0	0	1,000,000	1,000,000
57016	IRWD Contribution	14,324	0	0	0
57017	City of Newport Beach Contribu	110,727	0	0	0
58000	Earning On Investments	39,879	37,717	25,000	25,000
59000	Transfer From Fund 056	348,080	380,181	250,000	296,200
59000	Transfer From Fund 060	1,200,241	1,259,552	1,280,800	1,280,800
59000	Transfer From Fund 069	1,033,375	1,152,477	1,010,000	1,072,620
	<b>SUBTOTAL REVENUES</b>	<b>3,913,597</b>	<b>3,854,360</b>	<b>5,300,800</b>	<b>4,449,620</b>
	<b>TOTAL</b>	<b>3,913,597</b>	<b>3,854,360</b>	<b>5,300,800</b>	<b>4,449,620</b>

**FED CLEAN WATER PROTECTION ENT**

**PUBLIC WORKS**

**ACCOUNTING UNIT**

**FED CLEAN WATER INTERFUND TRAN**

**05717019**

<b>Account Code</b>	<b>LINE ITEM RESOURCES</b>	<b>ACTUAL FY 20-21</b>	<b>ACTUAL FY 21-22</b>	<b>ADOPTED FY 22-23</b>	<b>ADOPTED FY 23-24</b>
68000	Transfer to Fund 068	200,000	200,000	200,000	200,000
	<b>SUBTOTAL TRANSFERS</b>	<b>200,000</b>	<b>200,000</b>	<b>200,000</b>	<b>200,000</b>
	<b>TOTAL</b>	<b>200,000</b>	<b>200,000</b>	<b>200,000</b>	<b>200,000</b>



**FED CLEAN WATER PROTECTION ENT**

PUBLIC WORKS		ACCOUNTING UNIT			
FED CLEAN WATER PROTECTION ENT		05717640			
Account Code	LINE ITEM RESOURCES	ACTUAL FY 20-21	ACTUAL FY 21-22	ADOPTED FY 22-23	ADOPTED FY 23-24
61000	Salaries Regular	263,823	277,968	282,030	329,890
61010	Salaries Cash Out/Separation	0	1,413	0	0
61020	Salaries Part-Time	0	1,605	34,440	36,170
61040	Salaries Overtime	9,118	5,377	30,000	30,000
61100	Retirement-Employer Normal Cost	23,320	29,535	31,040	40,690
61102	Retirement- Employer Unfunded- Miscellaneous	117,981	135,130	62,150	48,480
61110	Part-Time Retirement	0	60	1,290	1,360
61120	Medicare Insurance	3,887	4,162	4,590	5,300
61130	Health Insurance	33,854	42,043	49,510	56,200
61170	Retiree Health Benefits	30	40	70	80
61180	Worker Compensation Insurance	53,870	20,510	15,810	16,080
	<b>SUBTOTAL SALARIES &amp; BENEFITS</b>	<b>505,884</b>	<b>517,843</b>	<b>510,930</b>	<b>564,250</b>
62010	Communications	5,267	8,462	6,040	5,000
62120	Training, Transportation, Meetings	628	1,145	10,000	10,000
62140	Membership, Subscription & Dues	1,305	1,300	1,500	2,000
62300	Contract Services-Professional	2,039,113	2,044,926	2,344,800	2,156,000
	<b>SUBTOTAL CONTRACTUALS</b>	<b>2,046,312</b>	<b>2,055,832</b>	<b>2,362,340</b>	<b>2,173,000</b>
63001	Miscellaneous Operating Expenses	923	6,740	12,150	10,000
63300	Gas & Diesel	5,062	10,304	6,000	9,000
	<b>SUBTOTAL COMMODITIES</b>	<b>5,985</b>	<b>17,045</b>	<b>18,150</b>	<b>19,000</b>
65010	Rental City Equipment	20,100	15,288	24,490	10,870
65011	Equipment Replacement Charges	0	3,480	890	1,900
65012	Accident Repair & Replacement	1,000	756	0	0
65040	IT Maintenance Charge	48,190	17,850	12,770	17,290
65100	Insurance Charges	141,160	54,240	47,570	46,290
65105	Benefits Overhead	2,540	980	2,890	2,900
65205	Internal Departments Personnel	31,148	0	0	0
65210	Delivery Charges	430	430	0	0
65240	Public Works Administrative Ch	199,100	173,200	173,200	225,170
65400	Indirect Costs	71,647	86,055	73,560	127,770
	<b>SUBTOTAL FIXED CHARGES</b>	<b>515,315</b>	<b>352,279</b>	<b>335,370</b>	<b>432,190</b>
66220	Improvements Other Than Building	767,165	629,182	800,000	199,000
66400	Machinery & Equipment	0	0	35,000	50,000
	<b>SUBTOTAL CAPITAL</b>	<b>767,165</b>	<b>629,182</b>	<b>835,000</b>	<b>249,000</b>
67301	POB Principal-Misc	0	0	12,720	4,360
67311	POB Interest - Misc	0	18,906	23,210	23,190
	<b>SUBTOTAL DEBT SERVICE</b>	<b>0</b>	<b>18,906</b>	<b>35,930</b>	<b>27,550</b>
	<b>TOTAL</b>	<b>3,840,661</b>	<b>3,591,087</b>	<b>4,097,720</b>	<b>3,464,990</b>

**FED CLEAN WATER PROTECTION ENT**

PUBLIC WORKS		ACCOUNTING UNIT			
DELHI DIVERSION PROJECT		05717660			
Account Code	LINE ITEM RESOURCES	ACTUAL FY 20-21	ACTUAL FY 21-22	ADOPTED FY 22-23	ADOPTED FY 23-24
62321	Maintenance & Repair Improve	0	0	1,000,000	1,000,000
	<b>SUBTOTAL CONTRACTUALS</b>	<b>0</b>	<b>0</b>	<b>1,000,000</b>	<b>1,000,000</b>
66220	Improvements Other Than Building	335,640	0	0	0
	<b>SUBTOTAL CAPITAL</b>	<b>335,640</b>	<b>0</b>	<b>0</b>	<b>0</b>
	<b>TOTAL</b>	<b>335,640</b>	<b>0</b>	<b>1,000,000</b>	<b>1,000,000</b>

**RESIDENTIAL STREET IMPROVEMENT  
DEPARTMENT RESOURCE SUMMARY**

**PUBLIC WORKS**

<b>ACTIVITIES</b>		<b>ACTUAL FY 20-21</b>	<b>ACTUAL FY 21-22</b>	<b>ADOPTED FY 22-23</b>	<b>ADOPTED FY 23-24</b>
<b>REVENUES</b>					
51701	Transport/Oversize Permits	15,389	19,101	20,000	10,000
53704	Trench Cut Fee/Arterial	118,084	149,950	75,000	100,000
53705	Trench Cut Fee	129,269	102,309	40,000	75,000
53706	Street Construction Fee	254,381	571,059	300,000	300,000
53730	HOST Fee	16,127	15,634	15,000	15,000
58000	Earning On Investments	34,917	37,477	0	0
	<b>TOTAL REVENUES</b>	<b>568,167</b>	<b>895,530</b>	<b>450,000</b>	<b>500,000</b>
<b>EXPENDITURES</b>					
05817660	RESIDENTIAL STREET IMPROVEMENT	7,201	61,425	300,000	148,870
	<b>TOTAL EXPENDITURES</b>	<b>7,201</b>	<b>61,425</b>	<b>300,000</b>	<b>148,870</b>
<b>OPERATING EXPENSES</b>		<b>ACTUAL FY 20-21</b>	<b>ACTUAL FY 21-22</b>	<b>ADOPTED FY 22-23</b>	<b>ADOPTED FY 23-24</b>
61000	SALARIES & BENEFITS	0	0	0	142,630
62000	CONTRACTUALS	7,201	61,425	300,000	2,040
65000	FIXED CHARGES	0	0	0	4,200
	<b>TOTAL</b>	<b>7,201</b>	<b>61,425</b>	<b>300,000</b>	<b>148,870</b>

**RESIDENTIAL STREET IMPROVEMENT**

<b>PUBLIC WORKS</b>		<b>ACCOUNTING UNIT</b>			
<b>RESIDENTIAL STREET IMPROVEMENT</b>		<b>05817002</b>			
<b>Account Code</b>	<b>LINE ITEM RESOURCES</b>	<b>ACTUAL FY 20-21</b>	<b>ACTUAL FY 21-22</b>	<b>ADOPTED FY 22-23</b>	<b>ADOPTED FY 23-24</b>
51701	Transport/Oversize Permits	15,389	19,101	20,000	10,000
53704	Trench Cut Fee/Arterial	118,084	149,950	75,000	100,000
53705	Trench Cut Fee	129,269	102,309	40,000	75,000
53706	Street Construction Fee	254,381	571,059	300,000	300,000
53730	HOST Fee	16,127	15,634	15,000	15,000
58000	Earning On Investments	34,917	37,477	0	0
	<b>SUBTOTAL REVENUES</b>	<b>568,167</b>	<b>895,530</b>	<b>450,000</b>	<b>500,000</b>
	<b>TOTAL</b>	<b>568,167</b>	<b>895,530</b>	<b>450,000</b>	<b>500,000</b>

**RESIDENTIAL STREET IMPROVEMENT**

PUBLIC WORKS		ACCOUNTING UNIT			
RESIDENTIAL STREET IMPROVEMENT		05817660			
Account Code	LINE ITEM RESOURCES	ACTUAL FY 20-21	ACTUAL FY 21-22	ADOPTED FY 22-23	ADOPTED FY 23-24
61000	Salaries Regular	0	0	0	103,900
61100	Retirement-Employer Normal Cost	0	0	0	13,040
61120	Medicare Insurance	0	0	0	1,510
61130	Health Insurance	0	0	0	24,180
	<b>SUBTOTAL SALARIES &amp; BENEFITS</b>	<b>0</b>	<b>0</b>	<b>0</b>	<b>142,630</b>
62300	Contract Services-Professional	7,201	61,425	300,000	2,040
	<b>SUBTOTAL CONTRACTUALS</b>	<b>7,201</b>	<b>61,425</b>	<b>300,000</b>	<b>2,040</b>
65240	Public Works Administrative Ch	0	0	0	4,200
	<b>SUBTOTAL FIXED CHARGES</b>	<b>0</b>	<b>0</b>	<b>0</b>	<b>4,200</b>
	<b>TOTAL</b>	<b>7,201</b>	<b>61,425</b>	<b>300,000</b>	<b>148,870</b>

**SELECT STREET CONSTRUCTION  
DEPARTMENT RESOURCE SUMMARY**

**PUBLIC WORKS**

ACTIVITIES		ACTUAL FY 20-21	ACTUAL FY 21-22	ADOPTED FY 22-23	ADOPTED FY 23-24
<b>REVENUES</b>					
52001	Federal Grant-Indirect	982,248	3,430,320	0	0
53729	Refuse Vehicle Impact	0	0	2,266,660	0
57000	Expense Reimbursement	779,396	0	0	0
57071	Sale of Land	0	292,155	0	0
57080	Developer Contributions In Lieu	169,518	18,573	0	0
57960	Rental Of Property	139,982	151,242	0	0
57961	Contra Rent Revenue GASB 87	0	(52,800)	0	0
57962	Lease Revenue	0	52,281	0	0
57990	Miscellaneous Income	0	(27,281)	0	0
58000	Earning On Investments	110,360	97,721	0	0
58002	Net Increase (Decrease) In Fai	(166,969)	(1,135,848)	0	0
58020	Interest Income- Leases	0	858	0	0
59000-029	Transfer From Fund 029-Gax Tax	1,702,800	4,848,715	9,068,440	7,673,410
59000-060	Transfer From Fund 060	140,551	0	0	0
59000-069	Transfer From Fund 069	0	0	0	2,406,070
	<b>TOTAL REVENUES</b>	<b>3,857,885</b>	<b>7,675,935</b>	<b>11,335,100</b>	<b>10,079,480</b>
<b>EXPENDITURES</b>					
05917660	SELECT STREET CONSTRUCTION	3,491,117	1,562,623	0	2,028,390
05917661	OCTA BRISTOL ST CORRIDOR IMPS	31,526	28,069	0	0
05917663	HUTA 2103 GAS TAX	610,048	2,115,871	1,515,000	0
05917664	Vehicle Impact Fee Program	0	0	0	2,407,200
05917665	HUTA GAS TAX - RMRA	1,092,751	2,732,843	7,553,440	7,631,610
05917668	WARNER AVE-TUSTIN CFD	423,470	668,326	0	0
	<b>TOTAL EXPENDITURES</b>	<b>5,648,912</b>	<b>7,107,734</b>	<b>9,068,440</b>	<b>12,067,200</b>
<b>OPERATING EXPENSES</b>		<b>ACTUAL FY 20-21</b>	<b>ACTUAL FY 21-22</b>	<b>ADOPTED FY 22-23</b>	<b>ADOPTED FY 23-24</b>
66000	CAPITAL	5,648,912	7,107,734	9,068,440	12,067,200
	<b>TOTAL</b>	<b>5,648,912</b>	<b>7,107,734</b>	<b>9,068,440</b>	<b>12,067,200</b>

**SELECT STREET CONSTRUCTION**

<b>PUBLIC WORKS</b>		<b>ACCOUNTING UNIT</b>			
<b>WARNER AVE-TUSTIN CFD</b>		<b>05917668</b>			
<b>Account Code</b>	<b>LINE ITEM RESOURCES</b>	<b>ACTUAL FY 20-21</b>	<b>ACTUAL FY 21-22</b>	<b>ADOPTED FY 22-23</b>	<b>ADOPTED FY 23-24</b>
66100	Land	285,190	545,809	0	0
66220	Improvements Other Than Building	138,279	122,517	0	0
	<b>SUBTOTAL CAPITAL</b>	<b>423,470</b>	<b>668,326</b>	<b>0</b>	<b>0</b>
	<b>TOTAL</b>	<b>423,470</b>	<b>668,326</b>	<b>0</b>	<b>0</b>

**SELECT STREET CONSTRUCTION**

<b>PUBLIC WORKS</b>		<b>ACCOUNTING UNIT</b>			
<b>SELECT STREET CONSTRUCTION</b>		<b>05917002</b>			
<b>Account Code</b>	<b>LINE ITEM RESOURCES</b>	<b>ACTUAL FY 20-21</b>	<b>ACTUAL FY 21-22</b>	<b>ADOPTED FY 22-23</b>	<b>ADOPTED FY 23-24</b>
52001	Federal Grant-Indirect	982,248	3,430,320	0	0
53729	Refuse Vehicle Impact	0	0	2,266,660	0
57000	Expense Reimbursement	779,396	0	0	0
57071	Sale of Land	0	292,155	0	0
57080	Developer Contributions In Lieu	169,518	18,573	0	0
57960	Rental Of Property	139,982	151,242	0	0
57961	Contra Rent Revenue GASB 87	0	(52,800)	0	0
57962	Lease Revenue	0	52,281	0	0
57990	Miscellaneous Income	0	(27,281)	0	0
58000	Earning On Investments	110,360	97,721	0	0
58002	Net Increase (Decrease) In Fai	(166,969)	(1,135,848)	0	0
58020	Interest Income- Leases	0	858	0	0
59000	Transfer From Fund 029-Gax Tax	1,702,800	4,848,715	9,068,440	7,673,410
59000	Transfer From Fund 060	140,551	0	0	0
59000	Transfer From Fund 069	0	0	0	2,406,070
	<b>SUBTOTAL REVENUES</b>	<b>3,857,885</b>	<b>7,675,935</b>	<b>11,335,100</b>	<b>10,079,480</b>
	<b>TOTAL</b>	<b>3,857,885</b>	<b>7,675,935</b>	<b>11,335,100</b>	<b>10,079,480</b>



**SELECT STREET CONSTRUCTION**

<b>PUBLIC WORKS</b>		<b>ACCOUNTING UNIT</b>			
<b>SELECT STREET CONSTRUCTION</b>		<b>05917660</b>			
Account Code	LINE ITEM RESOURCES	ACTUAL FY 20-21	ACTUAL FY 21-22	ADOPTED FY 22-23	ADOPTED FY 23-24
66220	Improvements Other Than Building	3,491,117	1,562,623	0	2,028,390
	<b>SUBTOTAL CAPITAL</b>	<b>3,491,117</b>	<b>1,562,623</b>	<b>0</b>	<b>2,028,390</b>
	<b>TOTAL</b>	<b>3,491,117</b>	<b>1,562,623</b>	<b>0</b>	<b>2,028,390</b>

**SELECT STREET CONSTRUCTION**

<b>PUBLIC WORKS</b>		<b>ACCOUNTING UNIT</b>			
<b>OCTA BRISTOL ST CORRIDOR IMPS</b>		<b>05917661</b>			
Account Code	LINE ITEM RESOURCES	ACTUAL FY 20-21	ACTUAL FY 21-22	ADOPTED FY 22-23	ADOPTED FY 23-24
66100	Land	0	857	0	0
66220	Improvements Other Than Building	31,526	27,212	0	0
	<b>SUBTOTAL CAPITAL</b>	<b>31,526</b>	<b>28,069</b>	<b>0</b>	<b>0</b>
	<b>TOTAL</b>	<b>31,526</b>	<b>28,069</b>	<b>0</b>	<b>0</b>

**SELECT STREET CONSTRUCTION**

<b>PUBLIC WORKS</b>		<b>ACCOUNTING UNIT</b>			
<b>HUTA 2103 GAS TAX</b>		<b>05917663</b>			
Account Code	LINE ITEM RESOURCES	ACTUAL FY 20-21	ACTUAL FY 21-22	ADOPTED FY 22-23	ADOPTED FY 23-24
66100	Land	0	311,486	0	0
66220	Improvements Other Than Building	610,048	1,804,385	1,515,000	0
	<b>SUBTOTAL CAPITAL</b>	<b>610,048</b>	<b>2,115,871</b>	<b>1,515,000</b>	<b>0</b>
	<b>TOTAL</b>	<b>610,048</b>	<b>2,115,871</b>	<b>1,515,000</b>	<b>0</b>

**SELECT STREET CONSTRUCTION**

<b>PUBLIC WORKS</b>		<b>ACCOUNTING UNIT</b>			
Vehicle Impact Fee Program		05917664			
Account Code	LINE ITEM RESOURCES	ACTUAL FY 20-21	ACTUAL FY 21-22	ADOPTED FY 22-23	ADOPTED FY 23-24
66220	Improvements Other Than Building	0	0	0	2,407,200
	<b>SUBTOTAL CAPITAL</b>	<b>0</b>	<b>0</b>	<b>0</b>	<b>2,407,200</b>
	<b>TOTAL</b>	<b>0</b>	<b>0</b>	<b>0</b>	<b>2,407,200</b>

**SELECT STREET CONSTRUCTION**

<b>PUBLIC WORKS</b>		<b>ACCOUNTING UNIT</b>			
<b>HUTA GAS TAX - RMRA</b>		<b>05917665</b>			
Account Code	LINE ITEM RESOURCES	ACTUAL FY 20-21	ACTUAL FY 21-22	ADOPTED FY 22-23	ADOPTED FY 23-24
66220	Improvements Other Than Building	1,092,751	2,732,843	7,553,440	7,631,610
	<b>SUBTOTAL CAPITAL</b>	<b>1,092,751</b>	<b>2,732,843</b>	<b>7,553,440</b>	<b>7,631,610</b>
	<b>TOTAL</b>	<b>1,092,751</b>	<b>2,732,843</b>	<b>7,553,440</b>	<b>7,631,610</b>

**WATER REVENUE  
DEPARTMENT RESOURCE SUMMARY**

**PUBLIC WORKS**

ACTIVITIES	ACTUAL FY 20-21	ACTUAL FY 21-22	ADOPTED FY 22-23	ADOPTED FY 23-24
<b>REVENUES</b>				
53709 Connection Charge	88,257	87,396	616,650	621,540
53712 Water Sales - Regular	39,865,034	39,781,857	44,208,800	42,414,570
53713 Fireline Service Charge	401,708	400,923	378,200	385,860
53714 Basic Service Charge	21,843,507	24,295,842	24,735,850	25,314,000
53715 Re-Connection Charge	3,265	12,232	43,700	44,400
53716 After Hours Service Charge	166	3,495	8,500	8,600
53717 Tag Fee	35	(12)	73,100	75,000
53720 Penalties & Service Charge	(2,978)	26	878,300	859,760
53722 NPDES Water	1,200,241	1,259,552	1,238,000	1,238,000
53725 Water Sales - Miscellaneous	113,943	781,332	170,050	173,120
53735 Water Sales-Recycled Water	0	0	370,000	377,400
53736 Basic Service Charge-Recycled Water	0	0	142,700	145,570
57010 Miscellaneous Recoveries	28,311	112,236	0	0
57011 Miscellaneous Cost Refunds	80,018	(18,292)	0	0
57363 Cell Tower Lease Agreement	0	0	12,600	30,000
57960 Rental Of Property	308,397	287,462	200,000	200,000
57993 Write Off Collections	109,075	(348,462)	0	0
58000 Earning On Investments	384,297	394,829	500,000	150,000
58002 Net Increase (Decrease) In Fai	(600,240)	(3,306,398)	0	0
<b>TOTAL REVENUES</b>	<b>63,823,036</b>	<b>63,744,018</b>	<b>73,576,450</b>	<b>72,037,820</b>
<b>EXPENDITURES</b>				
06017019 WATER - INTERFUND TRANSFER	7,546,208	11,836,023	21,280,800	1,280,800
06017020 WATER DEBT SERVICE	561,966	521,257	1,358,200	1,323,240
06017640 WATER UTY WTR PROD & SUPPLY	31,622,453	32,789,601	41,886,100	40,327,370
06017641 WATER SYSTEM MAINT	6,180,736	6,121,002	7,672,230	7,707,570
06017642 WATER-MISC EXPENSES	4,552,783	4,560,657	4,529,100	4,500,000
06017644 WATER QUALITY	1,273,330	1,507,688	2,511,960	2,547,410
06017645 WATER ADMIN/ENGINEERING	7,652,514	9,024,826	10,684,700	9,719,120
06017646 WATER METER SERVICES	1,793,827	1,860,511	4,324,130	4,288,990
06017647 RECYCLED WATER	416,473	372,915	402,010	457,910
<b>TOTAL EXPENDITURES</b>	<b>61,600,291</b>	<b>68,594,481</b>	<b>94,649,230</b>	<b>72,152,410</b>
OPERATING EXPENSES	ACTUAL FY 20-21	ACTUAL FY 21-22	ADOPTED FY 22-23	ADOPTED FY 23-24
61000 SALARIES & BENEFITS	6,804,724	8,575,276	10,261,180	10,857,990
62000 CONTRACTUALS	24,289,549	23,928,584	33,672,310	33,930,460
63000 COMMODITIES	11,733,743	11,810,485	13,925,900	12,966,200
65000 FIXED CHARGES	9,382,529	11,264,633	11,053,530	11,056,410
66000 CAPITAL	1,265,445	478,182	2,770,000	500,000
67000 DEBT SERVICE	557,367	680,571	1,685,510	1,560,550
68000 TRANSFERS	7,566,935	11,856,750	21,280,800	1,280,800
<b>TOTAL</b>	<b>61,600,291</b>	<b>68,594,481</b>	<b>94,649,230</b>	<b>72,152,410</b>

**WATER REVENUE**

PUBLIC WORKS		ACCOUNTING UNIT			
PUB WKS WATER REVENUE		06017002			
Account Code	LINE ITEM RESOURCES	ACTUAL FY 20-21	ACTUAL FY 21-22	ADOPTED FY 22-23	ADOPTED FY 23-24
53709	Connection Charge	88,257	87,396	616,650	621,540
53712	Water Sales - Regular	39,865,034	39,781,857	44,208,800	42,414,570
53713	Fireline Service Charge	401,708	400,923	378,200	385,860
53714	Basic Service Charge	21,843,507	24,295,842	24,735,850	25,314,000
53715	Re-Connection Charge	3,265	12,232	43,700	44,400
53716	After Hours Service Charge	166	3,495	8,500	8,600
53717	Tag Fee	35	(12)	73,100	75,000
53720	Penalties & Service Charge	(2,978)	26	878,300	859,760
53722	NPDES Water	1,200,241	1,259,552	1,238,000	1,238,000
53725	Water Sales - Miscellaneous	113,943	781,332	170,050	173,120
53735	Water Sales-Recycled Water	0	0	370,000	377,400
53736	Basic Service Charge-Recycled Water	0	0	142,700	145,570
57010	Miscellaneous Recoveries	28,311	112,236	0	0
57011	Miscellaneous Cost Refunds	80,018	(18,292)	0	0
57363	Cell Tower Lease Agreement	0	0	12,600	30,000
57960	Rental Of Property	308,397	287,462	200,000	200,000
57993	Write Off Collections	109,075	(348,462)	0	0
58000	Earning On Investments	384,297	394,829	500,000	150,000
58002	Net Increase (Decrease) In Fai	(600,240)	(3,306,398)	0	0
	<b>SUBTOTAL REVENUES</b>	<b>63,823,036</b>	<b>63,744,018</b>	<b>73,576,450</b>	<b>72,037,820</b>
	<b>TOTAL</b>	<b>63,823,036</b>	<b>63,744,018</b>	<b>73,576,450</b>	<b>72,037,820</b>

**WATER REVENUE**

<b>PUBLIC WORKS</b>		<b>ACCOUNTING UNIT</b>			
<b>WATER - INTERFUND TRANSFER</b>		<b>06017019</b>			
<b>Account Code</b>	<b>LINE ITEM RESOURCES</b>	<b>ACTUAL FY 20-21</b>	<b>ACTUAL FY 21-22</b>	<b>ADOPTED FY 22-23</b>	<b>ADOPTED FY 23-24</b>
68000	Transfer to Fund 057	1,200,241	1,259,552	1,280,800	1,280,800
68000	Transfer to Fund 059	140,551	0	0	0
68000	Transfer to Fund 066	6,205,417	10,576,471	20,000,000	0
	<b>SUBTOTAL TRANSFERS</b>	<b>7,546,208</b>	<b>11,836,023</b>	<b>21,280,800</b>	<b>1,280,800</b>
	<b>TOTAL</b>	<b>7,546,208</b>	<b>11,836,023</b>	<b>21,280,800</b>	<b>1,280,800</b>



**WATER REVENUE**

<b>PUBLIC WORKS</b>		<b>ACCOUNTING UNIT</b>			
<b>WATER DEBT SERVICE</b>		<b>06017020</b>			
<b>Account Code</b>	<b>LINE ITEM RESOURCES</b>	<b>ACTUAL FY 20-21</b>	<b>ACTUAL FY 21-22</b>	<b>ADOPTED FY 22-23</b>	<b>ADOPTED FY 23-24</b>
62300	Contract Services-Professional	2,250	4,599	5,000	10,000
62401	Trustee Fee	2,349	0	0	2,500
	<b>SUBTOTAL CONTRACTUALS</b>	<b>4,599</b>	<b>4,599</b>	<b>5,000</b>	<b>12,500</b>
67300	Bond Principal	0	0	865,000	905,000
67310	Bond Interest	557,367	516,658	488,200	405,740
	<b>SUBTOTAL DEBT SERVICE</b>	<b>557,367</b>	<b>516,658</b>	<b>1,353,200</b>	<b>1,310,740</b>
	<b>TOTAL</b>	<b>561,966</b>	<b>521,257</b>	<b>1,358,200</b>	<b>1,323,240</b>

**WATER REVENUE**

PUBLIC WORKS		ACCOUNTING UNIT			
WATER UTILITY WTR PROD & SUPPLY		06017640			
Account Code	LINE ITEM RESOURCES	ACTUAL FY 20-21	ACTUAL FY 21-22	ADOPTED FY 22-23	ADOPTED FY 23-24
61000	Salaries Regular	725,835	1,088,640	1,401,560	1,606,080
61010	Salaries Cash Out/Separation	12,556	14,046	0	0
61020	Salaries Part-Time	56,442	101,784	119,200	126,760
61040	Salaries Overtime	246,263	361,659	370,000	370,000
61100	Retirement-Employer Normal Cost	40,945	65,840	106,200	146,480
61102	Retirement- Employer Unfunded- Miscellaneous	207,149	233,815	109,120	130,880
61110	Part-Time Retirement	2,068	2,846	5,580	4,750
61120	Medicare Insurance	14,373	21,534	22,450	25,080
61130	Health Insurance	108,971	199,126	317,950	355,140
61170	Retiree Health Benefits	176	929	1,330	1,420
61180	Worker Compensation Insurance	67,860	63,590	46,880	68,450
	<b>SUBTOTAL SALARIES &amp; BENEFITS</b>	<b>1,482,638</b>	<b>2,153,809</b>	<b>2,500,270</b>	<b>2,835,040</b>
62000	Utilities	2,415,416	2,857,459	2,990,000	3,240,000
62010	Communications	35,952	43,899	53,240	18,400
62120	Training, Transportation, Meetings	11,937	15,775	59,400	66,400
62140	Membership, Subscription & Dues	153,682	202,303	215,000	230,000
62300	Contract Services-Professional	16,585,060	16,366,918	22,206,400	22,206,400
62320	Maintenance & Repair Buildings	33,916	0	150,000	150,000
62321	Maintenance & Repair Improvements	44,505	37,224	20,000	20,000
62322	Maintenance & Repair Machinery	3,005	4,400	5,000	5,000
62500	Rent Payments	0	0	464,800	464,800
	<b>SUBTOTAL CONTRACTUALS</b>	<b>19,283,473</b>	<b>19,527,976</b>	<b>26,163,840</b>	<b>26,401,000</b>
63001	Miscellaneous Operating Expenses	9,903,436	10,007,148	10,824,350	9,824,350
63300	Gas & Diesel	31,781	40,484	30,360	30,360
	<b>SUBTOTAL COMMODITIES</b>	<b>9,935,218</b>	<b>10,047,632</b>	<b>10,854,710</b>	<b>9,854,710</b>
65010	Rental City Equipment	44,100	113,300	108,130	133,590
65011	Equipment Replacement Charges	30,300	105,908	29,890	64,070
65012	Accident Repair & Replacement	1,600	4,775	540	540
65040	IT Maintenance Charge	73,190	69,960	85,610	91,300
65100	Insurance Charges	177,810	168,150	141,070	197,100
65105	Benefits Overhead	3,200	3,780	8,560	12,340
65210	Delivery Charges	790	790	0	0
65400	Indirect Costs	269,932	468,650	469,590	678,380
	<b>SUBTOTAL FIXED CHARGES</b>	<b>600,922</b>	<b>935,313</b>	<b>843,390</b>	<b>1,177,320</b>
66400	Machinery & Equipment	299,477	70,949	1,440,000	0
	<b>SUBTOTAL CAPITAL</b>	<b>299,477</b>	<b>70,949</b>	<b>1,440,000</b>	<b>0</b>
67200	Principal-Leases	0	0	20,800	10,920
67301	POB Principal-Misc	0	0	22,330	7,660
67311	POB Interest - Misc	0	33,195	40,760	40,720
	<b>SUBTOTAL DEBT SERVICE</b>	<b>0</b>	<b>33,195</b>	<b>83,890</b>	<b>59,300</b>
68000	Transfer to Fund 051	20,726	20,726	0	0
	<b>SUBTOTAL TRANSFERS</b>	<b>20,726</b>	<b>20,726</b>	<b>0</b>	<b>0</b>
	<b>TOTAL</b>	<b>31,622,453</b>	<b>32,789,601</b>	<b>41,886,100</b>	<b>40,327,370</b>

**WATER REVENUE**

PUBLIC WORKS		ACCOUNTING UNIT			
WATER SYSTEM MAINT		06017641			
Account Code	LINE ITEM RESOURCES	ACTUAL FY 20-21	ACTUAL FY 21-22	ADOPTED FY 22-23	ADOPTED FY 23-24
61000	Salaries Regular	1,216,820	1,215,482	1,270,280	1,315,970
61020	Salaries Part-Time	50,370	17,544	38,920	38,920
61040	Salaries Overtime	334,924	374,121	387,000	387,000
61100	Retirement-Employer Normal Cost	64,586	65,599	80,370	106,000
61102	Retirement- Employer Unfunded- Miscellaneous	326,748	353,891	172,120	105,640
61110	Part-Time Retirement	1,889	658	1,460	2,300
61120	Medicare Insurance	20,979	20,375	18,900	19,910
61130	Health Insurance	254,957	266,104	346,200	389,550
61170	Retiree Health Benefits	176	40	350	440
61180	Worker Compensation Insurance	80,280	74,780	75,930	70,900
	<b>SUBTOTAL SALARIES &amp; BENEFITS</b>	<b>2,351,728</b>	<b>2,388,594</b>	<b>2,391,530</b>	<b>2,436,630</b>
62010	Communications	12,062	12,571	22,080	19,210
62120	Training, Transportation, Meetings	5,651	22,710	20,000	20,000
62140	Membership, Subscription & Dues	41,810	34,357	46,000	46,000
62300	Contract Services-Professional	830,042	932,459	1,480,500	1,480,500
62320	Maintenance & Repair Buildings	0	0	25,000	25,000
62322	Maintenance & Repair Machinery	6,767	4,400	33,000	33,000
	<b>SUBTOTAL CONTRACTUALS</b>	<b>896,332</b>	<b>1,006,496</b>	<b>1,626,580</b>	<b>1,623,710</b>
63001	Miscellaneous Operating Expenses	728,164	760,360	1,317,300	1,313,400
63300	Gas & Diesel	65,817	54,111	101,360	101,360
	<b>SUBTOTAL COMMODITIES</b>	<b>793,981</b>	<b>814,471</b>	<b>1,418,660</b>	<b>1,414,760</b>
65010	Rental City Equipment	298,000	299,922	379,050	347,350
65011	Equipment Replacement Charges	156,300	322,380	71,360	152,940
65012	Accident Repair & Replacement	4,800	5,750	5,920	5,930
65020	City Yard Rental	228,770	228,770	228,770	275,800
65040	IT Maintenance Charge	94,880	87,800	85,060	95,280
65100	Insurance Charges	210,370	197,750	228,510	204,150
65105	Benefits Overhead	3,790	5,460	13,860	12,790
65210	Delivery Charges	1,270	1,270	0	0
65400	Indirect Costs	419,153	485,341	418,420	561,930
	<b>SUBTOTAL FIXED CHARGES</b>	<b>1,417,333</b>	<b>1,634,443</b>	<b>1,430,950</b>	<b>1,656,170</b>
66400	Machinery & Equipment	721,362	224,638	705,000	500,000
	<b>SUBTOTAL CAPITAL</b>	<b>721,362</b>	<b>224,638</b>	<b>705,000</b>	<b>500,000</b>
67301	POB Principal-Misc	0	0	35,220	12,070
67311	POB Interest - Misc	0	52,360	64,290	64,230
	<b>SUBTOTAL DEBT SERVICE</b>	<b>0</b>	<b>52,360</b>	<b>99,510</b>	<b>76,300</b>
	<b>TOTAL</b>	<b>6,180,736</b>	<b>6,121,002</b>	<b>7,672,230</b>	<b>7,707,570</b>

**WATER REVENUE**

<b>PUBLIC WORKS</b>		<b>ACCOUNTING UNIT</b>			
<b>WATER-MISC EXPENSES</b>		<b>06017642</b>			
<b>Account Code</b>	<b>LINE ITEM RESOURCES</b>	<b>ACTUAL FY 20-21</b>	<b>ACTUAL FY 21-22</b>	<b>ADOPTED FY 22-23</b>	<b>ADOPTED FY 23-24</b>
62000	Utilities	1,399	1,963	0	0
62251	Other Agency Services	13,484	20,794	29,100	0
	<b>SUBTOTAL CONTRACTUALS</b>	<b>14,883</b>	<b>22,757</b>	<b>29,100</b>	<b>0</b>
65500	General Fund Overhead	4,537,900	4,537,900	4,500,000	4,500,000
	<b>SUBTOTAL FIXED CHARGES</b>	<b>4,537,900</b>	<b>4,537,900</b>	<b>4,500,000</b>	<b>4,500,000</b>
	<b>TOTAL</b>	<b>4,552,783</b>	<b>4,560,657</b>	<b>4,529,100</b>	<b>4,500,000</b>

**WATER REVENUE**

<b>PUBLIC WORKS</b>		<b>ACCOUNTING UNIT</b>			
<b>WATER QUALITY</b>		<b>06017644</b>			
<b>Account Code</b>	<b>LINE ITEM RESOURCES</b>	<b>ACTUAL FY 20-21</b>	<b>ACTUAL FY 21-22</b>	<b>ADOPTED FY 22-23</b>	<b>ADOPTED FY 23-24</b>
61000	Salaries Regular	285,096	258,661	426,350	438,840
61020	Salaries Part-Time	287	37,152	80,350	80,350
61040	Salaries Overtime	16,435	66,894	75,000	120,000
61100	Retirement-Employer Normal Cost	14,981	14,374	31,060	41,550
61102	Retirement- Employer Unfunded- Miscellaneous	75,793	83,166	39,930	26,650
61110	Part-Time Retirement	11	921	3,010	2,530
61120	Medicare Insurance	4,195	4,401	7,330	7,320
61130	Health Insurance	42,051	41,790	95,280	102,330
61170	Retiree Health Benefits	176	40	360	440
61180	Worker Compensation Insurance	25,550	25,780	17,100	17,010
	<b>SUBTOTAL SALARIES &amp; BENEFITS</b>	<b>464,576</b>	<b>533,179</b>	<b>775,770</b>	<b>837,020</b>
62010	Communications	4,476	12,686	5,540	5,450
62120	Training, Transportation, Meetings	3,300	10,443	9,700	9,700
62140	Membership, Subscription & Dues	4,522	3,648	18,900	18,900
62300	Contract Services-Professional	265,693	229,989	690,500	690,500
62322	Maintenance & Repair Machinery	0	0	3,000	3,000
	<b>SUBTOTAL CONTRACTUALS</b>	<b>277,990</b>	<b>256,766</b>	<b>727,640</b>	<b>727,550</b>
63001	Miscellaneous Operating Expenses	247,936	384,471	611,450	609,300
63300	Gas & Diesel	10,379	17,440	5,100	5,100
	<b>SUBTOTAL COMMODITIES</b>	<b>258,315</b>	<b>401,911</b>	<b>616,550</b>	<b>614,400</b>
65010	Rental City Equipment	22,000	48,166	62,900	43,010
65011	Equipment Replacement Charges	18,300	52,478	13,110	28,100
65012	Accident Repair & Replacement	700	1,872	0	0
65040	IT Maintenance Charge	22,590	21,590	20,920	27,020
65100	Insurance Charges	66,960	68,170	51,460	48,980
65105	Benefits Overhead	1,210	1,170	3,120	3,070
65210	Delivery Charges	390	390	0	0
65400	Indirect Costs	79,228	109,538	137,410	200,560
	<b>SUBTOTAL FIXED CHARGES</b>	<b>211,378</b>	<b>303,374</b>	<b>288,920</b>	<b>350,740</b>
66400	Machinery & Equipment	61,071	314	80,000	0
	<b>SUBTOTAL CAPITAL</b>	<b>61,071</b>	<b>314</b>	<b>80,000</b>	<b>0</b>
67301	POB Principal-Misc	0	0	8,170	2,800
67311	POB Interest - Misc	0	12,146	14,910	14,900
	<b>SUBTOTAL DEBT SERVICE</b>	<b>0</b>	<b>12,146</b>	<b>23,080</b>	<b>17,700</b>
	<b>TOTAL</b>	<b>1,273,330</b>	<b>1,507,688</b>	<b>2,511,960</b>	<b>2,547,410</b>

**WATER REVENUE**

<b>PUBLIC WORKS</b>		<b>ACCOUNTING UNIT</b>			
<b>WATER ADMIN/ENGINEERING</b>		<b>06017645</b>			
<b>Account Code</b>	<b>LINE ITEM RESOURCES</b>	<b>ACTUAL FY 20-21</b>	<b>ACTUAL FY 21-22</b>	<b>ADOPTED FY 22-23</b>	<b>ADOPTED FY 23-24</b>
61000	Salaries Regular	1,019,341	1,721,772	2,461,590	2,278,560
61020	Salaries Part-Time	132,617	180,346	133,000	146,570
61040	Salaries Overtime	73,505	90,428	70,000	70,000
61100	Retirement-Employer Normal Cost	64,332	118,458	196,170	252,110
61102	Retirement- Employer Unfunded- Miscellaneous	325,465	358,414	171,450	246,410
61110	Part-Time Retirement	4,486	6,307	4,990	7,100
61120	Medicare Insurance	17,527	29,271	37,520	35,770
61130	Health Insurance	112,396	189,119	384,960	426,540
61170	Retiree Health Benefits	514	2,340	2,410	2,040
61180	Worker Compensation Insurance	114,000	104,030	69,030	109,370
	<b>SUBTOTAL SALARIES &amp; BENEFITS</b>	<b>1,864,184</b>	<b>2,800,484</b>	<b>3,531,120</b>	<b>3,574,470</b>
62010	Communications	20,109	24,185	10,330	27,230
62120	Training, Transportation, Meetings	10,565	43,416	16,000	30,000
62131	SAMA Wellness and Fitness Program Reimbursements	600	300	0	0
62140	Membership, Subscription & Dues	10,641	22,037	15,600	25,000
62300	Contract Services-Professional	3,255,931	2,413,760	2,736,000	2,736,000
62302	Contracted Vendor Personnel Services	0	0	100,000	100,000
62322	Maintenance & Repair Machinery	6,900	3,450	5,000	5,000
	<b>SUBTOTAL CONTRACTUALS</b>	<b>3,304,747</b>	<b>2,507,148</b>	<b>2,882,930</b>	<b>2,923,230</b>
63001	Miscellaneous Operating Expenses	138,213	120,993	226,150	222,500
63300	Gas & Diesel	4,351	7,703	5,700	5,700
	<b>SUBTOTAL COMMODITIES</b>	<b>142,564</b>	<b>128,696</b>	<b>231,850</b>	<b>228,200</b>
65010	Rental City Equipment	16,200	33,276	33,390	38,570
65011	Equipment Replacement Charges	13,200	22,490	5,880	12,610
65012	Accident Repair & Replacement	1,100	1,092	0	0
65040	IT Maintenance Charge	39,160	96,440	121,310	135,100
65050	IT Department Specific	159,920	159,920	159,920	159,920
65100	Insurance Charges	298,730	275,100	207,730	314,930
65105	Benefits Overhead	5,380	5,660	12,600	19,720
65210	Delivery Charges	750	750	0	0
65240	Public Works Administrative Ch	1,484,900	2,340,400	2,341,900	1,435,810
65400	Indirect Costs	321,680	601,216	786,950	800,550
	<b>SUBTOTAL FIXED CHARGES</b>	<b>2,341,020</b>	<b>3,536,344</b>	<b>3,669,680</b>	<b>2,917,210</b>
66400	Machinery & Equipment	0	0	270,000	0
	<b>SUBTOTAL CAPITAL</b>	<b>0</b>	<b>0</b>	<b>270,000</b>	<b>0</b>
67301	POB Principal-Misc	0	0	35,080	12,030
67311	POB Interest - Misc	0	52,155	64,040	63,980
	<b>SUBTOTAL DEBT SERVICE</b>	<b>0</b>	<b>52,155</b>	<b>99,120</b>	<b>76,010</b>
	<b>TOTAL</b>	<b>7,652,514</b>	<b>9,024,826</b>	<b>10,684,700</b>	<b>9,719,120</b>

**WATER REVENUE**

<b>PUBLIC WORKS</b>		<b>ACCOUNTING UNIT</b>			
<b>WATER METER SERVICES</b>		<b>06017646</b>			
<b>Account Code</b>	<b>LINE ITEM RESOURCES</b>	<b>ACTUAL FY 20-21</b>	<b>ACTUAL FY 21-22</b>	<b>ADOPTED FY 22-23</b>	<b>ADOPTED FY 23-24</b>
61000	Salaries Regular	348,786	382,889	574,430	645,520
61020	Salaries Part-Time	25,766	11,122	57,450	57,480
61040	Salaries Overtime	22,907	32,938	100,000	100,000
61100	Retirement-Employer Normal Cost	13,707	11,337	34,720	44,360
61102	Retirement- Employer Unfunded- Miscellaneous	69,343	75,627	36,530	44,170
61110	Part-Time Retirement	966	417	2,150	2,160
61120	Medicare Insurance	5,683	6,099	9,120	10,140
61130	Health Insurance	64,418	72,926	155,970	175,800
61180	Worker Compensation Insurance	28,540	27,560	22,440	22,660
	<b>SUBTOTAL SALARIES &amp; BENEFITS</b>	<b>580,115</b>	<b>620,915</b>	<b>992,810</b>	<b>1,102,290</b>
62010	Communications	6,642	16,912	7,620	9,170
62120	Training, Transportation, Meetings	2,125	3,784	3,300	7,000
62140	Membership, Subscription & Dues	784	150	3,300	3,300
62300	Contract Services-Professional	497,974	581,996	2,220,000	2,220,000
62322	Maintenance & Repair Machinery	0	0	3,000	3,000
	<b>SUBTOTAL CONTRACTUALS</b>	<b>507,525</b>	<b>602,842</b>	<b>2,237,220</b>	<b>2,242,470</b>
63001	Miscellaneous Operating Expenses	259,689	145,047	479,100	479,100
63300	Gas & Diesel	0	1,997	17,530	17,530
	<b>SUBTOTAL COMMODITIES</b>	<b>259,689</b>	<b>147,044</b>	<b>496,630</b>	<b>496,630</b>
65010	Rental City Equipment	34,800	40,262	42,480	44,700
65011	Equipment Replacement Charges	16,100	22,270	5,980	12,810
65012	Accident Repair & Replacement	1,300	1,428	0	0
65040	IT Maintenance Charge	30,120	28,790	27,890	45,510
65100	Insurance Charges	74,780	72,870	67,540	65,240
65105	Benefits Overhead	1,350	1,570	4,100	4,090
65210	Delivery Charges	190	190	0	0
65400	Indirect Costs	104,324	128,938	153,370	259,050
	<b>SUBTOTAL FIXED CHARGES</b>	<b>262,964</b>	<b>296,318</b>	<b>301,360</b>	<b>431,400</b>
66400	Machinery & Equipment	183,535	182,280	275,000	0
	<b>SUBTOTAL CAPITAL</b>	<b>183,535</b>	<b>182,280</b>	<b>275,000</b>	<b>0</b>
67301	POB Principal-Misc	0	0	7,470	2,570
67311	POB Interest - Misc	0	11,112	13,640	13,630
	<b>SUBTOTAL DEBT SERVICE</b>	<b>0</b>	<b>11,112</b>	<b>21,110</b>	<b>16,200</b>
	<b>TOTAL</b>	<b>1,793,827</b>	<b>1,860,511</b>	<b>4,324,130</b>	<b>4,288,990</b>

**WATER REVENUE**

PUBLIC WORKS		ACCOUNTING UNIT			
RECYCLED WATER		06017647			
Account Code	LINE ITEM RESOURCES	ACTUAL FY 20-21	ACTUAL FY 21-22	ADOPTED FY 22-23	ADOPTED FY 23-24
61000	Salaries Regular	30,105	38,859	41,050	43,100
61040	Salaries Overtime	0	156	0	0
61100	Retirement-Employer Normal Cost	3,634	4,624	4,610	5,410
61102	Retirement- Employer Unfunded- Miscellaneous	18,386	20,625	9,690	9,110
61120	Medicare Insurance	428	569	590	630
61130	Health Insurance	8,930	11,162	11,940	12,060
61180	Worker Compensation Insurance	0	2,300	1,800	2,230
	<b>SUBTOTAL SALARIES &amp; BENEFITS</b>	<b>61,484</b>	<b>78,295</b>	<b>69,680</b>	<b>72,540</b>
63001	Miscellaneous Operating Expenses	343,977	270,731	307,500	357,500
	<b>SUBTOTAL COMMODITIES</b>	<b>343,977</b>	<b>270,731</b>	<b>307,500</b>	<b>357,500</b>
65040	IT Maintenance Charge	3,010	2,880	2,790	2,840
65100	Insurance Charges	0	6,080	5,430	6,430
65105	Benefits Overhead	100	200	330	400
65400	Indirect Costs	7,903	11,782	10,680	13,900
	<b>SUBTOTAL FIXED CHARGES</b>	<b>11,013</b>	<b>20,942</b>	<b>19,230</b>	<b>23,570</b>
67301	POB Principal-Misc	0	0	1,980	680
67311	POB Interest - Misc	0	2,946	3,620	3,620
	<b>SUBTOTAL DEBT SERVICE</b>	<b>0</b>	<b>2,946</b>	<b>5,600</b>	<b>4,300</b>
	<b>TOTAL</b>	<b>416,473</b>	<b>372,915</b>	<b>402,010</b>	<b>457,910</b>



**ACQUISITION & CONSTRUCTION  
DEPARTMENT RESOURCE SUMMARY**

**PUBLIC WORKS**

ACTIVITIES	ACTUAL FY 20-21	ACTUAL FY 21-22	ADOPTED FY 22-23	ADOPTED FY 23-24
REVENUES				
57011    Miscellaneous Cost Refunds	5,643	5,643	0	0
58005    Investment Income-Trustee	35	119	0	0
59000-060    Transfer From Fund 060	6,205,417	10,576,471	20,000,000	0
TOTAL REVENUES	6,211,095	10,582,233	20,000,000	0
EXPENDITURES				
06617647    WTR UTY CAPITAL PROJECTS	6,583,109	11,125,992	3,125,000	0
TOTAL EXPENDITURES	6,583,109	11,125,992	3,125,000	0
<b>OPERATING EXPENSES</b>	<b>ACTUAL FY 20-21</b>	<b>ACTUAL FY 21-22</b>	<b>ADOPTED FY 22-23</b>	<b>ADOPTED FY 23-24</b>
66000    CAPITAL	6,583,109	11,125,992	3,125,000	0
<b>TOTAL</b>	<b>6,583,109</b>	<b>11,125,992</b>	<b>3,125,000</b>	<b>0</b>

**ACQUISITION & CONSTRUCTION**

PUBLIC WORKS		ACCOUNTING UNIT			
WTR UTY WTR DIV CAPTL EXPENSE		06617002			
Account Code	LINE ITEM RESOURCES	ACTUAL FY 20-21	ACTUAL FY 21-22	ADOPTED FY 22-23	ADOPTED FY 23-24
57011	Miscellaneous Cost Refunds	5,643	5,643	0	0
58005	Investment Income-Trustee	35	119	0	0
59000	Transfer From Fund 060	6,205,417	10,576,471	20,000,000	0
	<b>SUBTOTAL REVENUES</b>	<b>6,211,095</b>	<b>10,582,233</b>	<b>20,000,000</b>	<b>0</b>
	<b>TOTAL</b>	<b>6,211,095</b>	<b>10,582,233</b>	<b>20,000,000</b>	<b>0</b>

**ACQUISITION & CONSTRUCTION**

PUBLIC WORKS		ACCOUNTING UNIT			
WTR UTY CAPITAL PROJECTS		06617647			
Account Code	LINE ITEM RESOURCES	ACTUAL FY 20-21	ACTUAL FY 21-22	ADOPTED FY 22-23	ADOPTED FY 23-24
66100	Land	0	554,094	0	0
66220	Improvements Other Than Building	346,569	5,739	0	0
66301	Water Capital Project	6,236,541	10,566,159	3,125,000	0
	<b>SUBTOTAL CAPITAL</b>	<b>6,583,109</b>	<b>11,125,992</b>	<b>3,125,000</b>	<b>0</b>
	<b>TOTAL</b>	<b>6,583,109</b>	<b>11,125,992</b>	<b>3,125,000</b>	<b>0</b>

**REGIONAL TRANSP CENTER  
DEPARTMENT RESOURCE SUMMARY**

**PUBLIC WORKS**

ACTIVITIES	ACTUAL FY 20-21	ACTUAL FY 21-22	ADOPTED FY 22-23	ADOPTED FY 23-24
<b>REVENUES</b>				
53808 Rental-Amtrak	34,669	35,192	40,000	40,000
53809 Rental-Lee Gift Shop	17,340	0	0	0
53810 Rental-Greyhound	69,260	100,284	104,590	66,000
53818 Concession-Vending Machines	900	975	900	900
53819 OCTA Rental	0	0	2,500	2,500
53823 Rental-Walsh Construction	95,610	100,065	132,880	132,880
53824 Rental-PGH	72,094	78,648	98,520	98,520
53826 Rental-Aldridge Group	99,600	111,966	130,000	130,000
53827 Rental-State (Umberg)	70,400	83,200	76,800	76,800
53832 Rental-RailWorks	2,305	24,670	130,680	0
57960 Rental Of Property	0	0	40,000	64,000
57961 Contra Rent Revenue GASB 87	0	(233,195)	0	0
57962 Lease Revenue	0	251,293	0	0
57990 Miscellaneous Income	1,951	2,699	3,000	3,000
58000 Earning On Investments	0	2,445	0	0
58020 Interest Income- Leases	0	1,272	0	0
59000-011 Transfer From Fund 011	1,100,000	2,981,870	1,081,870	1,081,870
TOTAL REVENUES	1,564,129	3,541,383	1,841,740	1,696,470
<b>EXPENDITURES</b>				
06717650 PWA - SARTC OPERATIONS	1,057,550	1,395,266	1,777,850	1,790,130
TOTAL EXPENDITURES	1,057,550	1,395,266	1,777,850	1,790,130
OPERATING EXPENSES	ACTUAL FY 20-21	ACTUAL FY 21-22	ADOPTED FY 22-23	ADOPTED FY 23-24
61000 SALARIES & BENEFITS	120,571	133,429	127,030	141,090
62000 CONTRACTUALS	791,988	1,054,134	1,437,900	1,362,840
63000 COMMODITIES	18,390	26,376	17,000	89,000
65000 FIXED CHARGES	117,920	131,695	178,520	180,960
66000 CAPITAL	0	27,825	0	0
67000 DEBT SERVICE	8,681	21,807	17,400	16,240
<b>TOTAL</b>	<b>1,057,550</b>	<b>1,395,266</b>	<b>1,777,850</b>	<b>1,790,130</b>

**REGIONAL TRANSP CENTER**

<b>PUBLIC WORKS</b>		<b>ACCOUNTING UNIT</b>			
<b>PWA - SARTC OPERATIONS</b>		<b>06717002</b>			
<b>Account Code</b>	<b>LINE ITEM RESOURCES</b>	<b>ACTUAL FY 20-21</b>	<b>ACTUAL FY 21-22</b>	<b>ADOPTED FY 22-23</b>	<b>ADOPTED FY 23-24</b>
53808	Rental-Amtrak	34,669	35,192	40,000	40,000
53809	Rental-Lee Gift Shop	17,340	0	0	0
53810	Rental-Greyhound	69,260	100,284	104,590	66,000
53818	Concession-Vending Machines	900	975	900	900
53819	OCTA Rental	0	0	2,500	2,500
53823	Rental-Walsh Construction	95,610	100,065	132,880	132,880
53824	Rental-PGH	72,094	78,648	98,520	98,520
53826	Rental-Aldridge Group	99,600	111,966	130,000	130,000
53827	Rental-State (Umberg)	70,400	83,200	76,800	76,800
53832	Rental-RailWorks	2,305	24,670	130,680	0
57960	Rental Of Property	0	0	40,000	64,000
57961	Contra Rent Revenue GASB 87	0	(233,195)	0	0
57962	Lease Revenue	0	251,293	0	0
57990	Miscellaneous Income	1,951	2,699	3,000	3,000
58000	Earning On Investments	0	2,445	0	0
58020	Interest Income- Leases	0	1,272	0	0
59000	Transfer From Fund 011	1,100,000	2,981,870	1,081,870	1,081,870
	<b>SUBTOTAL REVENUES</b>	<b>1,564,129</b>	<b>3,541,383</b>	<b>1,841,740</b>	<b>1,696,470</b>
	<b>TOTAL</b>	<b>1,564,129</b>	<b>3,541,383</b>	<b>1,841,740</b>	<b>1,696,470</b>

**REGIONAL TRANSP CENTER**

<b>PUBLIC WORKS</b>		<b>ACCOUNTING UNIT</b>			
<b>PWA - SARTC OPERATIONS</b>		<b>06717650</b>			
<b>Account Code</b>	<b>LINE ITEM RESOURCES</b>	<b>ACTUAL FY 20-21</b>	<b>ACTUAL FY 21-22</b>	<b>ADOPTED FY 22-23</b>	<b>ADOPTED FY 23-24</b>
61000	Salaries Regular	80,279	77,913	70,650	70,990
61010	Salaries Cash Out/Separation	0	895	0	0
61020	Salaries Part-Time	5,374	9,391	25,000	41,810
61040	Salaries Overtime	4,274	8,110	0	0
61100	Retirement-Employer Normal Cost	3,241	2,877	2,250	3,200
61102	Retirement- Employer Unfunded- Miscellaneous	16,396	17,835	8,640	4,530
61110	Part-Time Retirement	202	352	1,530	1,570
61120	Medicare Insurance	1,263	1,294	1,610	1,630
61130	Health Insurance	9,471	9,915	12,200	12,320
61170	Retiree Health Benefits	70	26	20	20
61180	Worker Compensation Insurance	0	4,820	5,130	5,020
	<b>SUBTOTAL SALARIES &amp; BENEFITS</b>	<b>120,571</b>	<b>133,429</b>	<b>127,030</b>	<b>141,090</b>
62000	Utilities	143,474	210,675	165,000	248,000
62010	Communications	5,200	6,071	4,000	590
62120	Training, Transportation, Meetings	449	0	500	500
62300	Contract Services-Professional	384,014	444,405	91,500	550,000
62310	Janitorial & Housekeeping	147,237	179,034	240,000	200,000
62320	Maintenance & Repair Buildings	111,615	213,950	501,900	257,500
62322	Maintenance & Repair Machinery	0	0	435,000	106,250
	<b>SUBTOTAL CONTRACTUALS</b>	<b>791,988</b>	<b>1,054,134</b>	<b>1,437,900</b>	<b>1,362,840</b>
63001	Miscellaneous Operating Expenses	18,390	26,376	17,000	89,000
	<b>SUBTOTAL COMMODITIES</b>	<b>18,390</b>	<b>26,376</b>	<b>17,000</b>	<b>89,000</b>
65000	Building Rental	75,000	75,100	91,340	91,340
65010	Rental City Equipment	0	1,221	0	0
65012	Accident Repair & Replacement	0	44	0	0
65040	IT Maintenance Charge	4,220	3,450	2,900	2,900
65100	Insurance Charges	0	12,730	15,450	14,460
65105	Benefits Overhead	0	250	940	910
65240	Public Works Administrative Ch	38,700	38,900	38,900	34,960
65400	Indirect Costs	0	0	28,990	36,390
	<b>SUBTOTAL FIXED CHARGES</b>	<b>117,920</b>	<b>131,695</b>	<b>178,520</b>	<b>180,960</b>
66200	Buildings & Building Improvements	0	27,825	0	0
	<b>SUBTOTAL CAPITAL</b>	<b>0</b>	<b>27,825</b>	<b>0</b>	<b>0</b>
67003	Loan Payment-OBF	8,681	19,179	12,400	12,400
67301	POB Principal-Misc	0	0	1,770	610
67311	POB Interest - Misc	0	2,627	3,230	3,230
	<b>SUBTOTAL DEBT SERVICE</b>	<b>8,681</b>	<b>21,807</b>	<b>17,400</b>	<b>16,240</b>
	<b>TOTAL</b>	<b>1,057,550</b>	<b>1,395,266</b>	<b>1,777,850</b>	<b>1,790,130</b>

**SANITATION FUND  
DEPARTMENT RESOURCE SUMMARY**

**PUBLIC WORKS**

<b>ACTIVITIES</b>		<b>ACTUAL FY 20-21</b>	<b>ACTUAL FY 21-22</b>	<b>ADOPTED FY 22-23</b>	<b>ADOPTED FY 23-24</b>
<b>REVENUES</b>					
53702	Graffiti Restitution-Courts	4,557	601	10,000	10,000
53710	Abatement Control Charge	0	480	40,000	40,000
53719	Sanitation Charge	5,738,401	5,824,840	6,080,900	6,280,900
53720	Penalties & Service Charge	0	0	0	30,000
57000	Expense Reimbursement	100	0	0	3,000
57010	Miscellaneous Recoveries	2,461	2,013	2,000	3,000
57993	Write Off Collections	0	(26,614)	0	0
58000	Earning On Investments	57,614	57,412	10,000	11,000
59000-057	Transfer From Fund 057	200,000	200,000	200,000	200,000
	<b>TOTAL REVENUES</b>	<b>6,003,134</b>	<b>6,058,732</b>	<b>6,342,900</b>	<b>6,577,900</b>
<b>EXPENDITURES</b>					
06817640	PUB WKS-ENVIRONMENT/SANITATION	3,297,051	3,607,889	2,475,220	2,346,030
06817641	PUB WKS-ROADWAY CLEANING	3,043,746	3,398,523	5,088,620	5,225,600
	<b>TOTAL EXPENDITURES</b>	<b>6,340,797</b>	<b>7,006,411</b>	<b>7,563,840</b>	<b>7,571,630</b>
<b>OPERATING EXPENSES</b>		<b>ACTUAL FY 20-21</b>	<b>ACTUAL FY 21-22</b>	<b>ADOPTED FY 22-23</b>	<b>ADOPTED FY 23-24</b>
61000	SALARIES & BENEFITS	1,924,812	2,052,480	2,808,580	3,241,000
62000	CONTRACTUALS	1,397,013	1,277,587	2,204,440	1,970,560
63000	COMMODITIES	197,796	236,574	294,950	446,950
65000	FIXED CHARGES	1,422,824	1,491,274	1,523,450	1,826,620
66000	CAPITAL	1,394,410	1,889,343	625,000	3,900
67000	DEBT SERVICE	0	55,210	107,420	82,600
68000	TRANSFERS	3,943	3,943	0	0
	<b>TOTAL</b>	<b>6,340,797</b>	<b>7,006,411</b>	<b>7,563,840</b>	<b>7,571,630</b>

**SANITATION FUND**

<b>PUBLIC WORKS</b>		<b>ACCOUNTING UNIT</b>			
<b>PUB WKS-ENVIRONMENT/SANITATION</b>		<b>06817002</b>			
<b>Account Code</b>	<b>LINE ITEM RESOURCES</b>	<b>ACTUAL FY 20-21</b>	<b>ACTUAL FY 21-22</b>	<b>ADOPTED FY 22-23</b>	<b>ADOPTED FY 23-24</b>
53702	Graffiti Restitution-Courts	4,557	601	10,000	10,000
53710	Abatement Control Charge	0	480	40,000	40,000
53719	Sanitation Charge	5,738,401	5,824,840	6,080,900	6,280,900
53720	Penalties & Service Charge	0	0	0	30,000
57000	Expense Reimbursement	100	0	0	3,000
57010	Miscellaneous Recoveries	2,461	2,013	2,000	3,000
57993	Write Off Collections	0	(26,614)	0	0
58000	Earning On Investments	57,614	57,412	10,000	11,000
59000	Transfer From Fund 057	200,000	200,000	200,000	200,000
	<b>SUBTOTAL REVENUES</b>	<b>6,003,134</b>	<b>6,058,732</b>	<b>6,342,900</b>	<b>6,577,900</b>
	<b>TOTAL</b>	<b>6,003,134</b>	<b>6,058,732</b>	<b>6,342,900</b>	<b>6,577,900</b>



**SANITATION FUND**

PUBLIC WORKS		ACCOUNTING UNIT			
PUB WKS-ENVIRONMENT/SANITATION		06817640			
Account Code	LINE ITEM RESOURCES	ACTUAL FY 20-21	ACTUAL FY 21-22	ADOPTED FY 22-23	ADOPTED FY 23-24
61000	Salaries Regular	335,675	439,187	578,450	594,350
61010	Salaries Cash Out/Separation	23,798	1,508	30,000	15,300
61020	Salaries Part-Time	0	61	18,530	0
61040	Salaries Overtime	2,422	1,029	20,000	38,530
61100	Retirement-Employer Normal Cost	19,882	30,195	40,370	56,630
61102	Retirement- Employer Unfunded- Miscellaneous	100,587	117,956	52,990	72,750
61110	Part-Time Retirement	0	5	690	0
61120	Medicare Insurance	4,968	6,383	8,620	8,590
61130	Health Insurance	57,036	76,055	122,520	122,840
61170	Retiree Health Benefits	339	1,539	1,590	1,620
61180	Worker Compensation Insurance	31,660	28,200	20,110	25,260
	<b>SUBTOTAL SALARIES &amp; BENEFITS</b>	<b>576,367</b>	<b>702,118</b>	<b>893,870</b>	<b>935,870</b>
62010	Communications	13,784	18,907	9,300	7,520
62120	Training, Transportation, Meetings	2,872	2,500	5,000	5,500
62130	Tuition Reimbursement	0	0	10,000	4,000
62140	Membership, Subscription & Dues	338	0	300	2,300
62300	Contract Services-Professional	464,867	272,690	405,700	405,700
62322	Maintenance & Repair Machinery	0	0	500	500
	<b>SUBTOTAL CONTRACTUALS</b>	<b>481,860</b>	<b>294,096</b>	<b>430,800</b>	<b>425,520</b>
63001	Miscellaneous Operating Expenses	39,327	29,912	60,000	211,000
63300	Gas & Diesel	55,753	52,611	49,300	49,300
	<b>SUBTOTAL COMMODITIES</b>	<b>95,081</b>	<b>82,523</b>	<b>109,300</b>	<b>260,300</b>
65010	Rental City Equipment	126,200	136,605	145,220	175,010
65011	Equipment Replacement Charges	7,900	83,956	18,200	39,010
65012	Accident Repair & Replacement	4,100	4,906	1,590	1,600
65040	IT Maintenance Charge	30,000	29,650	33,460	35,550
65100	Insurance Charges	82,960	74,580	60,530	72,730
65105	Benefits Overhead	1,500	1,780	3,670	4,550
65210	Delivery Charges	410	410	0	0
65240	Public Works Administrative Ch	406,500	159,000	159,000	173,300
65400	Indirect Costs	88,750	132,941	188,350	195,390
	<b>SUBTOTAL FIXED CHARGES</b>	<b>748,320</b>	<b>623,828</b>	<b>610,020</b>	<b>697,140</b>
66400	Machinery & Equipment	1,394,410	1,888,923	400,000	0
66511	Computer Software Subscriptions	0	0	0	3,150
	<b>SUBTOTAL CAPITAL</b>	<b>1,394,410</b>	<b>1,888,923</b>	<b>400,000</b>	<b>3,150</b>
67200	Principal-Leases	0	0	600	550
67301	POB Principal-Misc	0	0	10,840	3,720
67311	POB Interest - Misc	0	16,119	19,790	19,780
	<b>SUBTOTAL DEBT SERVICE</b>	<b>0</b>	<b>16,119</b>	<b>31,230</b>	<b>24,050</b>
68000	Transfer to Fund 051	1,014	282	0	0
	<b>SUBTOTAL TRANSFERS</b>	<b>1,014</b>	<b>282</b>	<b>0</b>	<b>0</b>
	<b>TOTAL</b>	<b>3,297,051</b>	<b>3,607,889</b>	<b>2,475,220</b>	<b>2,346,030</b>

**SANITATION FUND**

<b>PUBLIC WORKS</b>		<b>ACCOUNTING UNIT</b>			
<b>PUB WKS-ROADWAY CLEANING</b>		<b>06817641</b>			
<b>Account Code</b>	<b>LINE ITEM RESOURCES</b>	<b>ACTUAL FY 20-21</b>	<b>ACTUAL FY 21-22</b>	<b>ADOPTED FY 22-23</b>	<b>ADOPTED FY 23-24</b>
61000	Salaries Regular	756,350	740,703	1,053,750	1,359,510
61010	Salaries Cash Out/Separation	50,047	274	85,300	41,850
61020	Salaries Part-Time	23,838	57,894	111,660	138,430
61040	Salaries Overtime	18,597	19,028	100,000	100,000
61100	Retirement-Employer Normal Cost	48,219	49,851	78,110	132,060
61102	Retirement- Employer Unfunded- Miscellaneous	243,947	259,460	128,510	131,730
61110	Part-Time Retirement	894	1,841	4,190	5,190
61120	Medicare Insurance	11,893	12,072	16,880	21,690
61130	Health Insurance	145,161	147,578	287,960	327,120
61170	Retiree Health Benefits	339	1,539	1,600	1,630
61180	Worker Compensation Insurance	49,160	60,120	46,750	45,920
	<b>SUBTOTAL SALARIES &amp; BENEFITS</b>	<b>1,348,445</b>	<b>1,350,361</b>	<b>1,914,710</b>	<b>2,305,130</b>
62010	Communications	7,701	9,408	11,040	15,940
62120	Training, Transportation, Meetings	114	0	1,000	4,500
62130	Tuition Reimbursement	0	0	10,000	1,000
62140	Membership, Subscription & Dues	113	0	100	2,100
62300	Contract Services-Professional	907,226	974,082	1,751,500	1,521,500
	<b>SUBTOTAL CONTRACTUALS</b>	<b>915,153</b>	<b>983,490</b>	<b>1,773,640</b>	<b>1,545,040</b>
63001	Miscellaneous Operating Expenses	82,258	127,804	165,650	166,650
63100	Uniforms	2,734	300	0	0
63300	Gas & Diesel	17,722	25,948	20,000	20,000
	<b>SUBTOTAL COMMODITIES</b>	<b>102,715</b>	<b>154,051</b>	<b>185,650</b>	<b>186,650</b>
65010	Rental City Equipment	33,000	39,852	28,190	41,110
65011	Equipment Replacement Charges	0	51,360	13,060	27,980
65012	Accident Repair & Replacement	1,000	1,260	820	820
65020	City Yard Rental	107,560	107,560	107,560	129,670
65040	IT Maintenance Charge	56,260	69,150	68,880	77,360
65100	Insurance Charges	128,810	158,970	140,690	132,220
65105	Benefits Overhead	2,320	3,530	8,530	8,280
65210	Delivery Charges	560	560	0	0
65240	Public Works Administrative Ch	136,000	188,400	188,400	205,330
65400	Indirect Costs	208,994	246,805	357,300	506,710
	<b>SUBTOTAL FIXED CHARGES</b>	<b>674,504</b>	<b>867,447</b>	<b>913,430</b>	<b>1,129,480</b>
66400	Machinery & Equipment	0	420	225,000	0
66511	Computer Software Subscriptions	0	0	0	750
	<b>SUBTOTAL CAPITAL</b>	<b>0</b>	<b>420</b>	<b>225,000</b>	<b>750</b>
67200	Principal-Leases	0	0	1,900	1,580
67301	POB Principal-Misc	0	0	26,290	9,020
67311	POB Interest - Misc	0	39,092	48,000	47,950
	<b>SUBTOTAL DEBT SERVICE</b>	<b>0</b>	<b>39,092</b>	<b>76,190</b>	<b>58,550</b>
68000	Transfer to Fund 051	2,929	3,661	0	0
	<b>SUBTOTAL TRANSFERS</b>	<b>2,929</b>	<b>3,661</b>	<b>0</b>	<b>0</b>
	<b>TOTAL</b>	<b>3,043,746</b>	<b>3,398,523</b>	<b>5,088,620</b>	<b>5,225,600</b>

**REFUSE COLLECTION SERVICE  
DEPARTMENT RESOURCE SUMMARY**

**PUBLIC WORKS**

ACTIVITIES		ACTUAL FY 20-21	ACTUAL FY 21-22	ADOPTED FY 22-23	ADOPTED FY 23-24
<b>REVENUES</b>					
50052	Refuse Contract Program Surcharge	11,527	6,720	0	0
52025	State Grants-Direct	196,560	125,394	172,000	81,940
53718	Refuse Collection Charge	11,466,906	11,577,127	12,000,000	13,270,030
53720	Penalties & Service Charge	0	0	0	676,800
53723	NPDES Refuse Residential	184,067	186,158	0	0
53724	NPDES Refuse Non-Residential	849,308	966,319	0	0
53729	Refuse Vehicle Impact	0	0	0	2,406,070
53742	Refuse Admin Fee	0	0	2,326,800	2,471,060
53743	NPDES Fee	0	0	1,010,000	1,072,620
53744	Clean Business Initiative Fee	0	0	50,000	53,100
55600	Administrative Citations	0	0	0	300,000
57010	Miscellaneous Recoveries	661	8,952	0	585,270
57082	Contributions and Donations	0	0	0	393,500
57702	County Waste Importation	698,563	679,415	702,940	733,760
57993	Write Off Collections	0	(64,099)	0	0
58000	Earning On Investments	54,816	42,862	25,000	45,000
	<b>TOTAL REVENUES</b>	<b>13,462,407</b>	<b>13,528,847</b>	<b>16,286,740</b>	<b>22,089,150</b>
<b>EXPENDITURES</b>					
06917019	REFUSE INTERFUND TRANSFER	1,033,375	1,152,477	3,276,660	3,872,190
06917640	REFUSE COLLECTION SERVICE	11,969,204	13,394,498	15,808,390	18,194,830
	<b>TOTAL EXPENDITURES</b>	<b>13,002,579</b>	<b>14,546,976</b>	<b>19,085,050</b>	<b>22,067,020</b>
OPERATING EXPENSES		ACTUAL FY 20-21	ACTUAL FY 21-22	ADOPTED FY 22-23	ADOPTED FY 23-24
61000	SALARIES & BENEFITS	480,843	787,145	1,223,630	1,120,670
62000	CONTRACTUALS	10,536,798	11,578,698	13,221,400	16,175,330
63000	COMMODITIES	29,579	30,317	82,150	80,000
65000	FIXED CHARGES	921,985	986,080	1,017,920	800,960
66000	CAPITAL	0	0	2,506,660	0
67000	DEBT SERVICE	0	12,258	23,290	17,870
68000	TRANSFERS	1,033,375	1,152,477	1,010,000	3,872,190
	<b>TOTAL</b>	<b>13,002,579</b>	<b>14,546,976</b>	<b>19,085,050</b>	<b>22,067,020</b>

**REFUSE COLLECTION SERVICE**

<b>PUBLIC WORKS</b>		<b>ACCOUNTING UNIT</b>			
<b>REFUSE COLLECTION REVENUE</b>		<b>06917002</b>			
<b>Account Code</b>	<b>LINE ITEM RESOURCES</b>	<b>ACTUAL FY 20-21</b>	<b>ACTUAL FY 21-22</b>	<b>ADOPTED FY 22-23</b>	<b>ADOPTED FY 23-24</b>
50052	Refuse Contract Program Surcharge	11,527	6,720	0	0
52025	State Grants-Direct	196,560	125,394	172,000	81,940
53718	Refuse Collection Charge	11,466,906	11,577,127	12,000,000	13,270,030
53720	Penalties & Service Charge	0	0	0	676,800
53723	NPDES Refuse Residential	184,067	186,158	0	0
53724	NPDES Refuse Non-Residential	849,308	966,319	0	0
53729	Refuse Vehicle Impact	0	0	0	2,406,070
53742	Refuse Admin Fee	0	0	2,326,800	2,471,060
53743	NPDES Fee	0	0	1,010,000	1,072,620
53744	Clean Business Initiative Fee	0	0	50,000	53,100
55600	Administrative Citations	0	0	0	300,000
57010	Miscellaneous Recoveries	661	8,952	0	585,270
57082	Contributions and Donations	0	0	0	393,500
57702	County Waste Importation	698,563	679,415	702,940	733,760
57993	Write Off Collections	0	(64,099)	0	0
58000	Earning On Investments	54,816	42,862	25,000	45,000
	<b>SUBTOTAL REVENUES</b>	<b>13,462,407</b>	<b>13,528,847</b>	<b>16,286,740</b>	<b>22,089,150</b>
	<b>TOTAL</b>	<b>13,462,407</b>	<b>13,528,847</b>	<b>16,286,740</b>	<b>22,089,150</b>

**REFUSE COLLECTION SERVICE**

PUBLIC WORKS		ACCOUNTING UNIT			
REFUSE INTERFUND TRANSFER		06917019			
Account Code	LINE ITEM RESOURCES	ACTUAL FY 20-21	ACTUAL FY 21-22	ADOPTED FY 22-23	ADOPTED FY 23-24
66220	Improvements Other Than Building	0	0	2,266,660	0
	<b>SUBTOTAL CAPITAL</b>	<b>0</b>	<b>0</b>	<b>2,266,660</b>	<b>0</b>
68000	Transfer to Fund 011	0	0	0	150,000
68000	Transfer to Fund 057	1,033,375	1,152,477	1,010,000	1,072,620
68000	Transfer to Fund 059	0	0	0	2,406,070
68000	Transfer to Fund 101	0	0	0	243,500
	<b>SUBTOTAL TRANSFERS</b>	<b>1,033,375</b>	<b>1,152,477</b>	<b>1,010,000</b>	<b>3,872,190</b>
	<b>TOTAL</b>	<b>1,033,375</b>	<b>1,152,477</b>	<b>3,276,660</b>	<b>3,872,190</b>

**REFUSE COLLECTION SERVICE**

PUBLIC WORKS		ACCOUNTING UNIT			
REFUSE COLLECTION SERVICE		06917640			
Account Code	LINE ITEM RESOURCES	ACTUAL FY 20-21	ACTUAL FY 21-22	ADOPTED FY 22-23	ADOPTED FY 23-24
61000	Salaries Regular	246,860	483,591	844,390	705,370
61010	Salaries Cash Out/Separation	0	0	16,000	0
61020	Salaries Part-Time	32,488	12,596	0	16,400
61040	Salaries Overtime	12,098	35,611	20,000	50,000
61100	Retirement-Employer Normal Cost	15,121	38,453	73,470	69,210
61102	Retirement- Employer Unfunded- Miscellaneous	76,498	97,592	40,300	80,280
61110	Part-Time Retirement	953	472	0	620
61120	Medicare Insurance	3,926	7,646	11,910	10,450
61130	Health Insurance	53,839	81,643	200,820	159,810
61180	Worker Compensation Insurance	39,060	29,540	16,740	28,530
	<b>SUBTOTAL SALARIES &amp; BENEFITS</b>	<b>480,843</b>	<b>787,145</b>	<b>1,223,630</b>	<b>1,120,670</b>
62010	Communications	0	0	4,540	19,190
62120	Training, Transportation, Meetings	16	0	10,000	15,000
62140	Membership, Subscription & Dues	0	0	500	1,000
62300	Contract Services-Professional	10,536,782	11,578,698	13,206,360	16,140,140
	<b>SUBTOTAL CONTRACTUALS</b>	<b>10,536,798</b>	<b>11,578,698</b>	<b>13,221,400</b>	<b>16,175,330</b>
63001	Miscellaneous Operating Expenses	14,930	23,525	62,150	60,000
63300	Gas & Diesel	14,649	6,791	20,000	20,000
	<b>SUBTOTAL COMMODITIES</b>	<b>29,579</b>	<b>30,317</b>	<b>82,150</b>	<b>80,000</b>
65010	Rental City Equipment	26,700	23,760	29,000	41,580
65011	Equipment Replacement Charges	4,000	8,328	2,120	4,540
65012	Accident Repair & Replacement	1,100	1,260	1,180	1,180
65040	IT Maintenance Charge	32,230	34,550	47,410	65,420
65100	Insurance Charges	102,350	78,120	50,370	82,150
65105	Benefits Overhead	1,840	2,200	3,060	5,150
65210	Delivery Charges	460	460	0	0
65240	Public Works Administrative Ch	676,800	676,800	676,800	369,920
65400	Indirect Costs	76,505	160,602	207,980	231,020
	<b>SUBTOTAL FIXED CHARGES</b>	<b>921,985</b>	<b>986,080</b>	<b>1,017,920</b>	<b>800,960</b>
66400	Machinery & Equipment	0	0	240,000	0
	<b>SUBTOTAL CAPITAL</b>	<b>0</b>	<b>0</b>	<b>240,000</b>	<b>0</b>
67301	POB Principal-Misc	0	0	8,240	2,830
67311	POB Interest - Misc	0	12,258	15,050	15,040
	<b>SUBTOTAL DEBT SERVICE</b>	<b>0</b>	<b>12,258</b>	<b>23,290</b>	<b>17,870</b>
	<b>TOTAL</b>	<b>11,969,204</b>	<b>13,394,498</b>	<b>15,808,390</b>	<b>18,194,830</b>

**EQUIPMENT REPLACEMENT FUND  
DEPARTMENT RESOURCE SUMMARY**

**PUBLIC WORKS**

<b>ACTIVITIES</b>		<b>ACTUAL FY 20-21</b>	<b>ACTUAL FY 21-22</b>	<b>ADOPTED FY 22-23</b>	<b>ADOPTED FY 23-24</b>
<b>REVENUES</b>					
56003	Non-Enterprise ERC	1,263,100	1,459,772	410,850	821,700
56004	Enterprise ERC	414,960	1,156,306	253,150	506,300
57972	Sale of Equipment	0	0	74,700	0
58000	Earning On Investments	50,364	61,245	0	40,000
	<b>TOTAL REVENUES</b>	<b>1,728,424</b>	<b>2,677,323</b>	<b>738,700</b>	<b>1,368,000</b>
<b>EXPENDITURES</b>					
07017100	EQUIPMENT REPLACEMENT	882,747	1,242,954	664,000	625,000
	<b>TOTAL EXPENDITURES</b>	<b>882,747</b>	<b>1,242,954</b>	<b>664,000</b>	<b>625,000</b>
<b>OPERATING EXPENSES</b>		<b>ACTUAL FY 20-21</b>	<b>ACTUAL FY 21-22</b>	<b>ADOPTED FY 22-23</b>	<b>ADOPTED FY 23-24</b>
62000	CONTRACTUALS	13,513	0	0	0
66000	CAPITAL	869,234	1,242,954	664,000	625,000
	<b>TOTAL</b>	<b>882,747</b>	<b>1,242,954</b>	<b>664,000</b>	<b>625,000</b>

**EQUIPMENT REPLACEMENT FUND**

<b>PUBLIC WORKS</b>		<b>ACCOUNTING UNIT</b>			
<b>EQUIPMENT REPLACEMENT</b>		<b>07017002</b>			
<b>Account Code</b>	<b>LINE ITEM RESOURCES</b>	<b>ACTUAL FY 20-21</b>	<b>ACTUAL FY 21-22</b>	<b>ADOPTED FY 22-23</b>	<b>ADOPTED FY 23-24</b>
56003	Non-Enterprise ERC	1,263,100	1,459,772	410,850	821,700
56004	Enterprise ERC	414,960	1,156,306	253,150	506,300
57972	Sale of Equipment	0	0	74,700	0
58000	Earning On Investments	50,364	61,245	0	40,000
	<b>SUBTOTAL REVENUES</b>	<b>1,728,424</b>	<b>2,677,323</b>	<b>738,700</b>	<b>1,368,000</b>
	<b>TOTAL</b>	<b>1,728,424</b>	<b>2,677,323</b>	<b>738,700</b>	<b>1,368,000</b>



**EQUIPMENT REPLACEMENT FUND**

PUBLIC WORKS		ACCOUNTING UNIT			
EQUIPMENT REPLACEMENT		07017100			
Account Code	LINE ITEM RESOURCES	ACTUAL FY 20-21	ACTUAL FY 21-22	ADOPTED FY 22-23	ADOPTED FY 23-24
62300	Contract Services-Professional	13,513	0	0	0
	<b>SUBTOTAL CONTRACTUALS</b>	<b>13,513</b>	<b>0</b>	<b>0</b>	<b>0</b>
66400	Machinery & Equipment	869,234	1,242,954	664,000	625,000
	<b>SUBTOTAL CAPITAL</b>	<b>869,234</b>	<b>1,242,954</b>	<b>664,000</b>	<b>625,000</b>
	<b>TOTAL</b>	<b>882,747</b>	<b>1,242,954</b>	<b>664,000</b>	<b>625,000</b>

**BUILDING MAINT FUND  
DEPARTMENT RESOURCE SUMMARY**

**PUBLIC WORKS**

ACTIVITIES		ACTUAL FY 20-21	ACTUAL FY 21-22	ADOPTED FY 22-23	ADOPTED FY 23-24
<b>REVENUES</b>					
56000	Charges To Departments	0	0	1,000,070	0
56101	Newhope Branch Library	62,730	62,700	62,700	76,260
56102	Rental Charge City Department	1,356,370	1,356,450	1,356,430	1,649,970
56103	Rental New Corporate Yard	743,340	743,330	743,320	904,090
56104	Rental El Salvador Building	68,010	68,000	68,000	82,710
56105	Rental Jerome Building	148,270	148,310	148,300	180,380
56106	Rental City Hall Annex Building	1,032,210	1,032,240	1,032,220	1,255,480
56107	Rental Santa Anita Building	19,340	19,300	19,300	23,470
56108	Rental Senior Citizen Center Building	65,940	65,900	65,900	80,160
56109	Rental Police Facility	722,200	722,220	722,220	878,420
56110	Rental Library Building	277,730	277,710	277,700	337,770
56111	Rental Corbin Center Building	48,260	48,300	48,300	58,750
56112	Rental Police Sub Station	7,000	7,000	7,000	8,510
56113	Rental-Southwest Senior Center	71,640	71,600	71,600	87,090
57990	Miscellaneous Income	1,300	2,203	0	0
58000	Earning On Investments	8,275	18,407	0	0
59000-011	Transfer From Fund 011	0	2,500,000	0	0
	<b>TOTAL REVENUES</b>	<b>4,632,615</b>	<b>7,143,670</b>	<b>5,623,060</b>	<b>5,623,060</b>
<b>EXPENDITURES</b>					
07317100	BLDG MAINTENANCE	4,529,528	5,213,429	4,950,320	5,082,380
07317101	CUSTODIAL	1,237,642	520,415	713,540	774,400
	<b>TOTAL EXPENDITURES</b>	<b>5,767,169</b>	<b>5,733,843</b>	<b>5,663,860</b>	<b>5,856,780</b>
OPERATING EXPENSES		ACTUAL FY 20-21	ACTUAL FY 21-22	ADOPTED FY 22-23	ADOPTED FY 23-24
61000	SALARIES & BENEFITS	2,051,370	2,162,678	2,036,260	2,032,810
62000	CONTRACTUALS	2,726,872	2,577,024	2,546,380	2,665,330
63000	COMMODITIES	255,929	133,008	113,300	128,400
65000	FIXED CHARGES	659,654	715,910	788,220	846,830
67000	DEBT SERVICE	73,345	145,224	179,700	183,410
	<b>TOTAL</b>	<b>5,767,169</b>	<b>5,733,843</b>	<b>5,663,860</b>	<b>5,856,780</b>

**BUILDING MAINT FUND**

<b>PUBLIC WORKS</b>		<b>ACCOUNTING UNIT</b>			
<b>PWA-BLDG MAINTENANCE</b>		<b>07317002</b>			
<b>Account Code</b>	<b>LINE ITEM RESOURCES</b>	<b>ACTUAL FY 20-21</b>	<b>ACTUAL FY 21-22</b>	<b>ADOPTED FY 22-23</b>	<b>ADOPTED FY 23-24</b>
56000	Charges To Departments	0	0	1,000,070	0
56101	Newhope Branch Library	62,730	62,700	62,700	76,260
56102	Rental Charge City Department	1,356,370	1,356,450	1,356,430	1,649,970
56103	Rental New Corporate Yard	743,340	743,330	743,320	904,090
56104	Rental El Salvador Building	68,010	68,000	68,000	82,710
56105	Rental Jerome Building	148,270	148,310	148,300	180,380
56106	Rental City Hall Annex Building	1,032,210	1,032,240	1,032,220	1,255,480
56107	Rental Santa Anita Building	19,340	19,300	19,300	23,470
56108	Rental Senior Citizen Center Building	65,940	65,900	65,900	80,160
56109	Rental Police Facility	722,200	722,220	722,220	878,420
56110	Rental Library Building	277,730	277,710	277,700	337,770
56111	Rental Corbin Center Building	48,260	48,300	48,300	58,750
56112	Rental Police Sub Station	7,000	7,000	7,000	8,510
56113	Rental-Southwest Senior Center	71,640	71,600	71,600	87,090
57990	Miscellaneous Income	1,300	2,203	0	0
58000	Earning On Investments	8,275	18,407	0	0
59000	Transfer From Fund 011	0	2,500,000	0	0
	<b>SUBTOTAL REVENUES</b>	<b>4,632,615</b>	<b>7,143,670</b>	<b>5,623,060</b>	<b>5,623,060</b>
	<b>TOTAL</b>	<b>4,632,615</b>	<b>7,143,670</b>	<b>5,623,060</b>	<b>5,623,060</b>

**BUILDING MAINT FUND**

<b>PUBLIC WORKS</b>		<b>ACCOUNTING UNIT</b>			
<b>BLDG MAINTENANCE</b>		<b>07317100</b>			
<b>Account Code</b>	<b>LINE ITEM RESOURCES</b>	<b>ACTUAL FY 20-21</b>	<b>ACTUAL FY 21-22</b>	<b>ADOPTED FY 22-23</b>	<b>ADOPTED FY 23-24</b>
61000	Salaries Regular	943,515	1,135,770	1,198,130	1,256,090
61010	Salaries Cash Out/Separation	41,743	21,761	0	10,600
61020	Salaries Part-Time	19,107	28,831	60,430	18,720
61040	Salaries Overtime	27,372	33,789	25,000	25,750
61100	Retirement-Employer Normal Cost	75,234	91,554	98,170	116,160
61102	Retirement- Employer Unfunded- Miscellaneous	380,621	418,257	200,500	176,390
61110	Part-Time Retirement	717	1,081	2,270	700
61120	Medicare Insurance	14,299	17,335	18,220	18,440
61130	Health Insurance	189,835	225,214	300,740	295,340
61170	Retiree Health Benefits	512	1,310	1,750	1,930
61180	Worker Compensation Insurance	72,000	57,470	57,680	66,960
	<b>SUBTOTAL SALARIES &amp; BENEFITS</b>	<b>1,764,954</b>	<b>2,032,371</b>	<b>1,962,890</b>	<b>1,987,080</b>
62000	Utilities	914,272	1,062,586	980,000	1,013,800
62010	Communications	52,671	73,464	40,000	17,350
62120	Training, Transportation, Meetings	1,796	0	10,000	5,000
62140	Membership, Subscription & Dues	206	0	4,000	1,000
62251	Other Agency Services	32,904	38,817	42,000	38,630
62300	Contract Services-Professional	961,657	1,041,929	906,180	909,050
62320	Maintenance & Repair Buildings	20,284	17,281	0	0
	<b>SUBTOTAL CONTRACTUALS</b>	<b>1,983,790</b>	<b>2,234,077</b>	<b>1,982,180</b>	<b>1,984,830</b>
63001	Miscellaneous Operating Expenses	120,960	124,488	100,000	68,400
63200	Operating Materials & Supplies	0	0	0	50,000
63300	Gas & Diesel	3,824	5,189	6,300	5,400
	<b>SUBTOTAL COMMODITIES</b>	<b>124,784</b>	<b>129,678</b>	<b>106,300</b>	<b>123,800</b>
65010	Rental City Equipment	48,300	44,040	78,300	37,630
65011	Equipment Replacement Charges	0	1,380	350	750
65012	Accident Repair & Replacement	1,300	1,493	1,840	1,840
65040	IT Maintenance Charge	79,820	73,120	77,080	86,070
65100	Insurance Charges	188,660	151,970	173,590	192,820
65105	Benefits Overhead	3,400	4,310	10,530	12,080
65210	Delivery Charges	1,300	1,300	0	0
65240	Public Works Administrative Ch	0	57,500	57,500	63,090
65400	Indirect Costs	259,874	344,219	333,850	419,560
	<b>SUBTOTAL FIXED CHARGES</b>	<b>582,654</b>	<b>679,332</b>	<b>733,040</b>	<b>813,840</b>
67003	Loan Payment-OBF	73,345	76,978	50,000	83,950
67301	POB Principal-Misc	0	0	41,020	14,060
67311	POB Interest - Misc	0	60,993	74,890	74,820
	<b>SUBTOTAL DEBT SERVICE</b>	<b>73,345</b>	<b>137,971</b>	<b>165,910</b>	<b>172,830</b>
	<b>TOTAL</b>	<b>4,529,528</b>	<b>5,213,429</b>	<b>4,950,320</b>	<b>5,082,380</b>

**BUILDING MAINT FUND**

<b>PUBLIC WORKS</b>		<b>ACCOUNTING UNIT</b>			
<b>CUSTODIAL</b>		<b>07317101</b>			
<b>Account Code</b>	<b>LINE ITEM RESOURCES</b>	<b>ACTUAL FY 20-21</b>	<b>ACTUAL FY 21-22</b>	<b>ADOPTED FY 22-23</b>	<b>ADOPTED FY 23-24</b>
61000	Salaries Regular	110,022	21,652	0	0
61010	Salaries Cash Out/Separation	0	1,165	0	0
61020	Salaries Part-Time	81,498	50,233	36,170	36,170
61040	Salaries Overtime	11,540	2,502	0	0
61100	Retirement-Employer Normal Cost	8,946	2,067	0	0
61102	Retirement- Employer Unfunded- Miscellaneous	45,260	42,390	23,840	3,550
61110	Part-Time Retirement	2,897	1,884	1,360	1,360
61120	Medicare Insurance	2,951	1,088	520	520
61130	Health Insurance	21,762	5,006	0	0
61170	Retiree Health Benefits	0	8	0	0
61180	Worker Compensation Insurance	1,540	2,310	11,480	4,130
	<b>SUBTOTAL SALARIES &amp; BENEFITS</b>	<b>286,416</b>	<b>130,307</b>	<b>73,370</b>	<b>45,730</b>
62300	Contract Services-Professional	237,153	(65,490)	1,700	0
62310	Janitorial & Housekeeping	505,929	408,437	562,500	680,500
	<b>SUBTOTAL CONTRACTUALS</b>	<b>743,082</b>	<b>342,947</b>	<b>564,200</b>	<b>680,500</b>
63001	Miscellaneous Operating Expenses	131,145	3,330	7,000	4,600
	<b>SUBTOTAL COMMODITIES</b>	<b>131,145</b>	<b>3,330</b>	<b>7,000</b>	<b>4,600</b>
65040	IT Maintenance Charge	9,040	1,150	1,230	0
65100	Insurance Charges	4,030	6,100	34,540	11,900
65105	Benefits Overhead	70	80	2,100	750
65205	Internal Departments Personnel	10,501	0	0	0
65210	Delivery Charges	170	170	0	0
65240	Public Works Administrative Ch	0	7,900	7,900	8,670
65400	Indirect Costs	53,189	21,178	9,410	11,670
	<b>SUBTOTAL FIXED CHARGES</b>	<b>76,999</b>	<b>36,578</b>	<b>55,180</b>	<b>32,990</b>
67301	POB Principal-Misc	0	0	4,880	1,680
67311	POB Interest - Misc	0	7,253	8,910	8,900
	<b>SUBTOTAL DEBT SERVICE</b>	<b>0</b>	<b>7,253</b>	<b>13,790</b>	<b>10,580</b>
	<b>TOTAL</b>	<b>1,237,642</b>	<b>520,415</b>	<b>713,540</b>	<b>774,400</b>

**CIVIC CENTER MAINTENANCE  
DEPARTMENT RESOURCE SUMMARY**

**PUBLIC WORKS**

<b>ACTIVITIES</b>		<b>ACTUAL FY 20-21</b>	<b>ACTUAL FY 21-22</b>	<b>ADOPTED FY 22-23</b>	<b>ADOPTED FY 23-24</b>
<b>REVENUES</b>					
53323	Civic Center Maintenance Charges	0	0	1,978,250	1,978,250
53324	Civic Center Police Security	0	0	1,630,000	1,630,000
59000-011	Transfer From Fund 011	0	0	1,179,400	1,182,400
	<b>TOTAL REVENUES</b>	<b>0</b>	<b>0</b>	<b>4,787,650</b>	<b>4,790,650</b>
<b>EXPENDITURES</b>					
07417655	CIVIC CENTER MAINTENANCE	0	0	1,969,070	1,953,060
07417656	CIVIC CENTER AUTHORITY	0	0	600,000	600,000
	<b>TOTAL EXPENDITURES</b>	<b>0</b>	<b>0</b>	<b>2,569,070</b>	<b>2,553,060</b>
<b>OPERATING EXPENSES</b>		<b>ACTUAL FY 20-21</b>	<b>ACTUAL FY 21-22</b>	<b>ADOPTED FY 22-23</b>	<b>ADOPTED FY 23-24</b>
61000	SALARIES & BENEFITS	0	0	385,070	379,430
62000	CONTRACTUALS	0	0	1,358,670	1,386,140
63000	COMMODITIES	0	0	54,000	54,000
65000	FIXED CHARGES	0	0	142,440	107,680
67000	DEBT SERVICE	0	0	15,690	15,690
68000	TRANSFERS	0	0	13,200	10,120
69000	MISCELLANEOUS	0	0	600,000	600,000
	<b>TOTAL</b>	<b>0</b>	<b>0</b>	<b>2,569,070</b>	<b>2,553,060</b>

**CIVIC CENTER MAINTENANCE**

<b>PUBLIC WORKS</b>		<b>ACCOUNTING UNIT</b>			
<b>NON-DEPARTMENT CIVIC CENTER</b>		<b>07417002</b>			
<b>Account Code</b>	<b>LINE ITEM RESOURCES</b>	<b>ACTUAL FY 20-21</b>	<b>ACTUAL FY 21-22</b>	<b>ADOPTED FY 22-23</b>	<b>ADOPTED FY 23-24</b>
53323	Civic Center Maintenance Charges	0	0	1,978,250	1,978,250
53324	Civic Center Police Security	0	0	1,630,000	1,630,000
59000	Transfer From Fund 011	0	0	1,179,400	1,182,400
	<b>SUBTOTAL REVENUES</b>	<b>0</b>	<b>0</b>	<b>4,787,650</b>	<b>4,790,650</b>
	<b>TOTAL</b>	<b>0</b>	<b>0</b>	<b>4,787,650</b>	<b>4,790,650</b>

**CIVIC CENTER MAINTENANCE**

PUBLIC WORKS		ACCOUNTING UNIT			
CIVIC CENTER MAINTENANCE		07417655			
Account Code	LINE ITEM RESOURCES	ACTUAL FY 20-21	ACTUAL FY 21-22	ADOPTED FY 22-23	ADOPTED FY 23-24
61000	Salaries Regular	0	0	238,280	241,730
61100	Retirement-Employer Normal Cost	0	0	26,770	30,340
61102	Retirement- Employer Unfunded- Miscellaneous	0	0	21,120	12,010
61120	Medicare Insurance	0	0	3,450	3,510
61130	Health Insurance	0	0	90,840	91,800
61180	Worker Compensation Insurance	0	0	4,610	40
	<b>SUBTOTAL SALARIES &amp; BENEFITS</b>	<b>0</b>	<b>0</b>	<b>385,070</b>	<b>379,430</b>
62000	Utilities	0	0	290,000	300,000
62010	Communications	0	0	2,500	4,590
62320	Maintenance & Repair Buildings	0	0	1,066,170	1,081,550
	<b>SUBTOTAL CONTRACTUALS</b>	<b>0</b>	<b>0</b>	<b>1,358,670</b>	<b>1,386,140</b>
63200	Operating Materials & Supplies	0	0	50,000	50,000
63300	Gas & Diesel	0	0	4,000	4,000
	<b>SUBTOTAL COMMODITIES</b>	<b>0</b>	<b>0</b>	<b>54,000</b>	<b>54,000</b>
65010	Rental City Equipment	0	0	31,210	5,660
65012	Accident Repair & Replacement	0	0	1,230	1,230
65040	IT Maintenance Charge	0	0	22,310	22,750
65100	Insurance Charges	0	0	5,940	50
65105	Benefits Overhead	0	0	830	10
65400	Indirect Costs	0	0	80,920	77,980
	<b>SUBTOTAL FIXED CHARGES</b>	<b>0</b>	<b>0</b>	<b>142,440</b>	<b>107,680</b>
67003	Loan Payment-OBF	0	0	15,690	15,690
	<b>SUBTOTAL DEBT SERVICE</b>	<b>0</b>	<b>0</b>	<b>15,690</b>	<b>15,690</b>
68001	POB Misc Xfer to Fund 406	0	0	13,200	10,120
	<b>SUBTOTAL TRANSFERS</b>	<b>0</b>	<b>0</b>	<b>13,200</b>	<b>10,120</b>
	<b>TOTAL</b>	<b>0</b>	<b>0</b>	<b>1,969,070</b>	<b>1,953,060</b>



**CIVIC CENTER MAINTENANCE**

<b>PUBLIC WORKS</b>		<b>ACCOUNTING UNIT</b>			
<b>CIVIC CENTER AUTHORITY</b>		<b>07417656</b>			
Account Code	LINE ITEM RESOURCES	ACTUAL FY 20-21	ACTUAL FY 21-22	ADOPTED FY 22-23	ADOPTED FY 23-24
69135	Payment to Subagent	0	0	600,000	600,000
	<b>SUBTOTAL MISCELLANEOUS</b>	<b>0</b>	<b>0</b>	<b>600,000</b>	<b>600,000</b>
	<b>TOTAL</b>	<b>0</b>	<b>0</b>	<b>600,000</b>	<b>600,000</b>

**FLEET MAINTENANCE  
DEPARTMENT RESOURCE SUMMARY**

**PUBLIC WORKS**

<b>ACTIVITIES</b>		<b>ACTUAL FY 20-21</b>	<b>ACTUAL FY 21-22</b>	<b>ADOPTED FY 22-23</b>	<b>ADOPTED FY 23-24</b>
<b>REVENUES</b>					
53902	Misc Service Charge	190,792	251,917	225,000	156,000
56000	Charges To Departments	3,723,417	4,194,159	4,716,530	5,021,230
56006	Accident Repair & Replacement	251,240	295,719	250,780	250,940
57000	Expense Reimbursement	47,181	8,689	25,000	15,600
57972	Sale of Equipment	295,676	99,608	50,000	140,200
57973	Sale of CNG-Compress Natural Gas	150,776	36,907	200,000	0
58000	Earning On Investments	7,338	5,431	0	7,340
59000-011	Transfer From Fund 011	0	1,500,000	0	0
	<b>TOTAL REVENUES</b>	<b>4,666,420</b>	<b>6,392,429</b>	<b>5,467,310</b>	<b>5,591,310</b>
<b>EXPENDITURES</b>					
07517100	EQUIP MAINT-GARAGE OPERATION	4,964,119	5,767,119	5,824,320	6,018,270
07517101	EQUIP REPLACEMENT	184,271	2,400	2,400	3,180
	<b>TOTAL EXPENDITURES</b>	<b>5,148,390</b>	<b>5,769,519</b>	<b>5,826,720</b>	<b>6,021,450</b>
<b>OPERATING EXPENSES</b>		<b>ACTUAL FY 20-21</b>	<b>ACTUAL FY 21-22</b>	<b>ADOPTED FY 22-23</b>	<b>ADOPTED FY 23-24</b>
61000	SALARIES & BENEFITS	2,446,141	2,987,707	2,913,850	2,824,160
62000	CONTRACTUALS	603,024	490,085	838,000	643,590
63000	COMMODITIES	584,412	661,874	431,070	680,250
65000	FIXED CHARGES	1,326,938	1,552,557	1,503,760	1,751,970
66000	CAPITAL	184,271	0	0	14,100
67000	DEBT SERVICE	0	73,692	140,040	107,380
68000	TRANSFERS	3,605	3,605	0	0
	<b>TOTAL</b>	<b>5,148,390</b>	<b>5,769,519</b>	<b>5,826,720</b>	<b>6,021,450</b>

**FLEET MAINTENANCE**

<b>PUBLIC WORKS</b>		<b>ACCOUNTING UNIT</b>			
<b>FLEET MAINTENANCE</b>		<b>07517002</b>			
<b>Account Code</b>	<b>LINE ITEM RESOURCES</b>	<b>ACTUAL FY 20-21</b>	<b>ACTUAL FY 21-22</b>	<b>ADOPTED FY 22-23</b>	<b>ADOPTED FY 23-24</b>
53902	Misc Service Charge	190,792	251,917	225,000	156,000
56000	Charges To Departments	3,723,417	4,194,159	4,716,530	5,021,230
56006	Accident Repair & Replacement	251,240	295,719	250,780	250,940
57000	Expense Reimbursement	47,181	8,689	25,000	15,600
57972	Sale of Equipment	295,676	99,608	50,000	140,200
57973	Sale of CNG-Compress Natural Gas	150,776	36,907	200,000	0
58000	Earning On Investments	7,338	5,431	0	7,340
59000	Transfer From Fund 011	0	1,500,000	0	0
	<b>SUBTOTAL REVENUES</b>	<b>4,666,420</b>	<b>6,392,429</b>	<b>5,467,310</b>	<b>5,591,310</b>
	<b>TOTAL</b>	<b>4,666,420</b>	<b>6,392,429</b>	<b>5,467,310</b>	<b>5,591,310</b>

**FLEET MAINTENANCE**

PUBLIC WORKS		ACCOUNTING UNIT			
EQUIP MAINT-GARAGE OPERATION		07517100			
Account Code	LINE ITEM RESOURCES	ACTUAL FY 20-21	ACTUAL FY 21-22	ADOPTED FY 22-23	ADOPTED FY 23-24
61000	Salaries Regular	1,499,234	1,785,858	2,005,360	1,972,690
61010	Salaries Cash Out/Separation	0	33,789	0	0
61020	Salaries Part-Time	23,724	28,911	35,810	36,720
61040	Salaries Overtime	12,802	95,217	10,000	10,000
61100	Retirement-Employer Normal Cost	90,898	108,922	125,790	147,650
61102	Retirement- Employer Unfunded- Miscellaneous	459,865	513,128	242,250	175,170
61110	Part-Time Retirement	732	685	1,340	1,380
61120	Medicare Insurance	21,254	26,895	29,500	29,030
61130	Health Insurance	219,900	274,111	370,460	344,900
61170	Retiree Health Benefits	512	1,421	2,080	2,270
61180	Worker Compensation Insurance	117,220	118,770	91,260	104,350
	<b>SUBTOTAL SALARIES &amp; BENEFITS</b>	<b>2,446,141</b>	<b>2,987,707</b>	<b>2,913,850</b>	<b>2,824,160</b>
62010	Communications	22,479	22,166	20,000	24,490
62120	Training, Transportation, Meetings	5,726	7,574	18,000	7,000
62140	Membership, Subscription & Dues	1,850	5,438	5,000	5,000
62251	Other Agency Services	6,211	3,120	20,000	2,100
62300	Contract Services-Professional	71,374	58,543	475,000	100,000
62322	Maintenance & Repair Machinery	495,384	393,245	300,000	505,000
	<b>SUBTOTAL CONTRACTUALS</b>	<b>603,024</b>	<b>490,085</b>	<b>838,000</b>	<b>643,590</b>
63001	Miscellaneous Operating Expenses	44,416	25,733	25,000	90,000
63101	Tool Allowances	17,003	7,786	13,500	14,300
63202	Operating Materials & Supplies	449,571	543,560	318,370	564,500
63300	Gas & Diesel	21,032	41,236	34,200	11,450
63301	Alternative Fuel-CNG	52,390	43,559	40,000	0
	<b>SUBTOTAL COMMODITIES</b>	<b>584,412</b>	<b>661,874</b>	<b>431,070</b>	<b>680,250</b>
65012	Accident Repair & Replacement	0	0	2,140	2,140
65020	City Yard Rental	488,460	488,460	488,460	588,870
65040	IT Maintenance Charge	120,480	131,850	124,260	121,510
65100	Insurance Charges	307,170	314,070	274,630	300,470
65105	Benefits Overhead	5,530	6,790	16,660	18,820
65210	Delivery Charges	2,310	2,310	0	0
65240	Public Works Administrative Ch	0	61,700	61,700	65,520
65400	Indirect Costs	402,988	544,977	533,510	651,460
	<b>SUBTOTAL FIXED CHARGES</b>	<b>1,326,938</b>	<b>1,550,157</b>	<b>1,501,360</b>	<b>1,748,790</b>
66511	Computer Software Subscriptions	0	0	0	14,100
	<b>SUBTOTAL CAPITAL</b>	<b>0</b>	<b>0</b>	<b>0</b>	<b>14,100</b>
67301	POB Principal-Misc	0	0	49,560	16,990
67311	POB Interest - Misc	0	73,692	90,480	90,390
	<b>SUBTOTAL DEBT SERVICE</b>	<b>0</b>	<b>73,692</b>	<b>140,040</b>	<b>107,380</b>
68000	Transfer to Fund 051	3,605	3,605	0	0
	<b>SUBTOTAL TRANSFERS</b>	<b>3,605</b>	<b>3,605</b>	<b>0</b>	<b>0</b>
	<b>TOTAL</b>	<b>4,964,119</b>	<b>5,767,119</b>	<b>5,824,320</b>	<b>6,018,270</b>

**FLEET MAINTENANCE**

PUBLIC WORKS		ACCOUNTING UNIT			
EQUIP REPLACEMENT		07517101			
Account Code	LINE ITEM RESOURCES	ACTUAL FY 20-21	ACTUAL FY 21-22	ADOPTED FY 22-23	ADOPTED FY 23-24
65240	Public Works Administrative Ch	0	2,400	2,400	3,180
	<b>SUBTOTAL FIXED CHARGES</b>	<b>0</b>	<b>2,400</b>	<b>2,400</b>	<b>3,180</b>
66400	Machinery & Equipment	184,271	0	0	0
	<b>SUBTOTAL CAPITAL</b>	<b>184,271</b>	<b>0</b>	<b>0</b>	<b>0</b>
	<b>TOTAL</b>	<b>184,271</b>	<b>2,400</b>	<b>2,400</b>	<b>3,180</b>

**STORES & PROPERTY CONTROL  
DEPARTMENT RESOURCE SUMMARY**

**PUBLIC WORKS**

<b>ACTIVITIES</b>		<b>ACTUAL FY 20-21</b>	<b>ACTUAL FY 21-22</b>	<b>ADOPTED FY 22-23</b>	<b>ADOPTED FY 23-24</b>
<b>REVENUES</b>					
56000	Charges To Departments	740,690	677,372	0	0
56001	Gas & Diesel Dept Charge Back	1,184,424	1,470,400	1,483,600	1,483,600
56002	Store Administrative Charge Back	263,808	270,999	245,500	495,500
57010	Miscellaneous Recoveries	2,424	7,818	5,000	5,000
57972	Sale of Equipment	32,853	23,456	25,000	25,000
57973	Sale of CNG-Compress Natural Gas	0	0	0	50,000
57974	Sale of Propane	43,322	3,804	35,000	2,000
58000	Earning On Investments	0	0	10,000	10,000
	<b>TOTAL REVENUES</b>	<b>2,267,522</b>	<b>2,453,849</b>	<b>1,804,100</b>	<b>2,071,100</b>
<b>EXPENDITURES</b>					
07617102	STORES & PROPERTY CONTROL	1,713,399	1,965,362	1,970,290	2,014,660
	<b>TOTAL EXPENDITURES</b>	<b>1,713,399</b>	<b>1,965,362</b>	<b>1,970,290</b>	<b>2,014,660</b>
<b>OPERATING EXPENSES</b>		<b>ACTUAL FY 20-21</b>	<b>ACTUAL FY 21-22</b>	<b>ADOPTED FY 22-23</b>	<b>ADOPTED FY 23-24</b>
61000	SALARIES & BENEFITS	350,033	309,162	287,320	314,930
62000	CONTRACTUALS	30,847	48,448	238,780	211,810
63000	COMMODITIES	996,155	1,244,315	1,063,610	1,063,610
65000	FIXED CHARGES	336,363	353,095	360,920	409,230
67000	DEBT SERVICE	0	10,341	19,660	15,080
	<b>TOTAL</b>	<b>1,713,399</b>	<b>1,965,362</b>	<b>1,970,290</b>	<b>2,014,660</b>

**STORES & PROPERTY CONTROL**

<b>PUBLIC WORKS</b>		<b>ACCOUNTING UNIT</b>			
<b>STORES &amp; PROPERTY CONTROL</b>		<b>07617002</b>			
<b>Account Code</b>	<b>LINE ITEM RESOURCES</b>	<b>ACTUAL FY 20-21</b>	<b>ACTUAL FY 21-22</b>	<b>ADOPTED FY 22-23</b>	<b>ADOPTED FY 23-24</b>
56000	Charges To Departments	740,690	677,372	0	0
56001	Gas & Diesel Dept Charge Back	1,184,424	1,470,400	1,483,600	1,483,600
56002	Store Administrative Charge Back	263,808	270,999	245,500	495,500
57010	Miscellaneous Recoveries	2,424	7,818	5,000	5,000
57972	Sale of Equipment	32,853	23,456	25,000	25,000
57973	Sale of CNG-Compress Natural Gas	0	0	0	50,000
57974	Sale of Propane	43,322	3,804	35,000	2,000
58000	Earning On Investments	0	0	10,000	10,000
	<b>SUBTOTAL REVENUES</b>	<b>2,267,522</b>	<b>2,453,849</b>	<b>1,804,100</b>	<b>2,071,100</b>
	<b>TOTAL</b>	<b>2,267,522</b>	<b>2,453,849</b>	<b>1,804,100</b>	<b>2,071,100</b>

**STORES & PROPERTY CONTROL**

PUBLIC WORKS		ACCOUNTING UNIT			
STORES & PROPERTY CONTROL		07617102			
Account Code	LINE ITEM RESOURCES	ACTUAL FY 20-21	ACTUAL FY 21-22	ADOPTED FY 22-23	ADOPTED FY 23-24
61000	Salaries Regular	178,162	149,507	151,390	166,630
61010	Salaries Cash Out/Separation	12,611	2,913	0	0
61020	Salaries Part-Time	36,237	25,991	21,000	21,000
61040	Salaries Overtime	6,229	8,253	15,000	15,000
61100	Retirement-Employer Normal Cost	12,756	14,520	17,000	20,900
61102	Retirement- Employer Unfunded- Miscellaneous	64,533	74,098	33,990	21,420
61110	Part-Time Retirement	1,359	975	790	790
61120	Medicare Insurance	3,204	2,616	2,500	2,720
61130	Health Insurance	24,288	19,260	32,800	56,380
61170	Retiree Health Benefits	295	88	0	0
61180	Worker Compensation Insurance	10,360	10,940	12,850	10,090
	<b>SUBTOTAL SALARIES &amp; BENEFITS</b>	<b>350,033</b>	<b>309,162</b>	<b>287,320</b>	<b>314,930</b>
62010	Communications	1,495	1,169	4,080	4,110
62120	Training, Transportation, Meetings	0	0	3,000	3,000
62251	Other Agency Services	983	0	10,000	0
62300	Contract Services-Professional	28,368	47,279	221,700	204,700
	<b>SUBTOTAL CONTRACTUALS</b>	<b>30,847</b>	<b>48,448</b>	<b>238,780</b>	<b>211,810</b>
63001	Miscellaneous Operating Expenses	4,198	33,743	43,610	43,610
63300	Gas & Diesel	959,021	1,195,717	950,000	950,000
63302	Alternative Fuel-Propane	32,937	14,856	70,000	70,000
	<b>SUBTOTAL COMMODITIES</b>	<b>996,155</b>	<b>1,244,315</b>	<b>1,063,610</b>	<b>1,063,610</b>
65010	Rental City Equipment	16,000	18,464	30,150	7,290
65011	Equipment Replacement Charges	500	0	0	0
65012	Accident Repair & Replacement	0	363	0	0
65020	City Yard Rental	221,080	221,080	221,080	266,530
65040	IT Maintenance Charge	12,950	10,650	10,320	13,940
65100	Insurance Charges	27,140	28,930	38,660	29,060
65105	Benefits Overhead	490	470	2,350	1,820
65210	Delivery Charges	290	290	0	0
65240	Public Works Administrative Ch	0	20,100	20,100	25,220
65400	Indirect Costs	57,913	52,748	38,260	65,370
	<b>SUBTOTAL FIXED CHARGES</b>	<b>336,363</b>	<b>353,095</b>	<b>360,920</b>	<b>409,230</b>
67301	POB Principal-Misc	0	0	6,960	2,390
67311	POB Interest - Misc	0	10,341	12,700	12,690
	<b>SUBTOTAL DEBT SERVICE</b>	<b>0</b>	<b>10,341</b>	<b>19,660</b>	<b>15,080</b>
	<b>TOTAL</b>	<b>1,713,399</b>	<b>1,965,362</b>	<b>1,970,290</b>	<b>2,014,660</b>



**CITY YARD OPERATION  
DEPARTMENT RESOURCE SUMMARY**

**PUBLIC WORKS**

ACTIVITIES		ACTUAL FY 20-21	ACTUAL FY 21-22	ADOPTED FY 22-23	ADOPTED FY 23-24
<b>REVENUES</b>					
53739	Rental-Serco	11,210	8,910	9,700	9,700
53804	Parking Meter & Facilities Revenue	13,760	13,760	13,800	13,800
53826	Rental-Aldridge Group	27,500	30,028	30,000	30,000
56115	Rental Corporate Yard - PD	15,600	15,600	15,600	15,600
56200	Fleet Maintenance	488,460	488,460	488,500	488,500
56201	Traffic Signal Maintenance	7,780	7,780	7,800	7,800
56203	Roadway Cleaning	107,560	107,560	107,600	107,600
56204	Street Tree	25,620	25,620	25,600	25,600
56205	Park Maintenance	107,560	107,560	107,600	107,600
56206	Store	221,080	221,080	221,100	221,100
56207	Water Maintenance	228,770	228,770	228,800	228,800
57010	Miscellaneous Recoveries	900	975	5,000	208,090
58000	Earning On Investments	335	589	2,000	2,000
	<b>TOTAL REVENUES</b>	<b>1,256,135</b>	<b>1,256,692</b>	<b>1,263,100</b>	<b>1,466,190</b>
<b>EXPENDITURES</b>					
08517138	CITY YARD OPERATIONS	1,182,490	1,411,969	1,324,190	1,587,040
	<b>TOTAL EXPENDITURES</b>	<b>1,182,490</b>	<b>1,411,969</b>	<b>1,324,190</b>	<b>1,587,040</b>
OPERATING EXPENSES		ACTUAL FY 20-21	ACTUAL FY 21-22	ADOPTED FY 22-23	ADOPTED FY 23-24
61000	SALARIES & BENEFITS	55,040	77,569	50,460	71,560
62000	CONTRACTUALS	263,984	318,307	51,260	286,630
63000	COMMODITIES	4,174	18,678	30,610	23,110
65000	FIXED CHARGES	859,293	996,561	1,190,240	1,204,490
67000	DEBT SERVICE	0	855	1,620	1,250
	<b>TOTAL</b>	<b>1,182,490</b>	<b>1,411,969</b>	<b>1,324,190</b>	<b>1,587,040</b>

**CITY YARD OPERATION**

<b>PUBLIC WORKS</b>		<b>ACCOUNTING UNIT</b>			
<b>CITY YARD OPERATIONS REVENUE</b>		<b>08517002</b>			
<b>Account Code</b>	<b>LINE ITEM RESOURCES</b>	<b>ACTUAL FY 20-21</b>	<b>ACTUAL FY 21-22</b>	<b>ADOPTED FY 22-23</b>	<b>ADOPTED FY 23-24</b>
53739	Rental-Serco	11,210	8,910	9,700	9,700
53804	Parking Meter & Facilities Revenue	13,760	13,760	13,800	13,800
53826	Rental-Aldridge Group	27,500	30,028	30,000	30,000
56115	Rental Corporate Yard - PD	15,600	15,600	15,600	15,600
56200	Fleet Maintenance	488,460	488,460	488,500	488,500
56201	Traffic Signal Maintenance	7,780	7,780	7,800	7,800
56203	Roadway Cleaning	107,560	107,560	107,600	107,600
56204	Street Tree	25,620	25,620	25,600	25,600
56205	Park Maintenance	107,560	107,560	107,600	107,600
56206	Store	221,080	221,080	221,100	221,100
56207	Water Maintenance	228,770	228,770	228,800	228,800
57010	Miscellaneous Recoveries	900	975	5,000	208,090
58000	Earning On Investments	335	589	2,000	2,000
	<b>SUBTOTAL REVENUES</b>	<b>1,256,135</b>	<b>1,256,692</b>	<b>1,263,100</b>	<b>1,466,190</b>
	<b>TOTAL</b>	<b>1,256,135</b>	<b>1,256,692</b>	<b>1,263,100</b>	<b>1,466,190</b>

**CITY YARD OPERATION**

PUBLIC WORKS		ACCOUNTING UNIT			
CITY YARD OPERATIONS		08517138			
Account Code	LINE ITEM RESOURCES	ACTUAL FY 20-21	ACTUAL FY 21-22	ADOPTED FY 22-23	ADOPTED FY 23-24
61000	Salaries Regular	22,009	23,304	32,590	21,870
61010	Salaries Cash Out/Separation	5,405	583	0	0
61020	Salaries Part-Time	11,748	28,713	0	32,790
61040	Salaries Overtime	806	6,468	1,000	1,000
61100	Retirement-Employer Normal Cost	1,054	2,481	3,660	2,750
61102	Retirement- Employer Unfunded- Miscellaneous	5,333	7,343	2,810	4,630
61110	Part-Time Retirement	441	1,077	0	1,230
61120	Medicare Insurance	530	772	470	800
61130	Health Insurance	3,619	3,127	7,910	3,500
61170	Retiree Health Benefits	35	12	0	0
61180	Worker Compensation Insurance	4,060	3,690	2,020	2,990
	<b>SUBTOTAL SALARIES &amp; BENEFITS</b>	<b>55,040</b>	<b>77,569</b>	<b>50,460</b>	<b>71,560</b>
62010	Communications	11,816	15,246	15,260	630
62251	Other Agency Services	32,374	31,973	26,000	26,000
62300	Contract Services-Professional	210,305	253,508	0	250,000
62320	Maintenance & Repair Buildings	9,489	16,953	5,000	5,000
62322	Maintenance & Repair Machinery	0	628	5,000	5,000
	<b>SUBTOTAL CONTRACTUALS</b>	<b>263,984</b>	<b>318,307</b>	<b>51,260</b>	<b>286,630</b>
63001	Miscellaneous Operating Expenses	2,263	13,236	20,540	20,540
63100	Uniforms	0	6	2,500	0
63202	Operating Materials & Supplies	187	1,212	5,000	0
63300	Gas & Diesel	1,724	4,225	2,570	2,570
	<b>SUBTOTAL COMMODITIES</b>	<b>4,174</b>	<b>18,678</b>	<b>30,610</b>	<b>23,110</b>
65000	Building Rental	822,700	934,550	1,136,700	1,136,700
65010	Rental City Equipment	13,600	18,150	16,590	15,960
65011	Equipment Replacement Charges	300	0	0	0
65012	Accident Repair & Replacement	0	187	290	290
65040	IT Maintenance Charge	2,710	2,020	1,730	3,130
65100	Insurance Charges	10,650	9,760	6,090	8,610
65105	Benefits Overhead	190	110	370	540
65210	Delivery Charges	70	70	70	0
65240	Public Works Administrative Ch	0	14,600	14,600	21,300
65400	Indirect Costs	9,073	17,114	13,800	17,960
	<b>SUBTOTAL FIXED CHARGES</b>	<b>859,293</b>	<b>996,561</b>	<b>1,190,240</b>	<b>1,204,490</b>
67301	POB Principal-Misc	0	0	570	200
67311	POB Interest - Misc	0	855	1,050	1,050
	<b>SUBTOTAL DEBT SERVICE</b>	<b>0</b>	<b>855</b>	<b>1,620</b>	<b>1,250</b>
	<b>TOTAL</b>	<b>1,182,490</b>	<b>1,411,969</b>	<b>1,324,190</b>	<b>1,587,040</b>

**PUB WKS ENG/PROJ MGMT  
DEPARTMENT RESOURCE SUMMARY**

**PUBLIC WORKS**

ACTIVITIES		ACTUAL FY 20-21	ACTUAL FY 21-22	ADOPTED FY 22-23	ADOPTED FY 23-24
<b>REVENUES</b>					
51702	Parking Permit Fees	305,556	0	0	0
51703	Sewer Construction Permits	42,318	26,306	20,000	0
51704	Street Construction Permits	1,250,960	1,828,024	1,400,000	0
51708	CIP Construction Projects Permits	0	0	0	22,070
51709	CIP Construction Permit Oversight Deposit	0	0	0	50,000
56000	Charges To Departments	5,190,404	5,518,665	8,717,760	6,850,800
56305	Engineering Service Charge	1,223,552	0	0	0
57006	Expense Reimbursement-Condemn Deposit	2,151	12,746	0	0
57010	Miscellaneous Recoveries	0	37,625	0	0
57790	Abandonment Processing	2,083	0	0	0
58000	Earning On Investments	50	0	0	0
59000-029	Transfer From Fund 029-Gax Tax	0	0	10,000	0
	<b>TOTAL REVENUES</b>	<b>8,017,073</b>	<b>7,423,366</b>	<b>10,147,760</b>	<b>6,922,870</b>
<b>EXPENDITURES</b>					
08617611	CONSTRUCTION ENGINEERING	3,176,143	0	0	0
08617612	DESIGN ENGINEERING	5,274,662	0	0	0
08617613	CIP ENGINEERING	0	6,557,498	10,313,620	8,263,140
08617620	TRAFFIC ENGINEERING	178,112	0	0	0
	<b>TOTAL EXPENDITURES</b>	<b>8,628,917</b>	<b>6,557,498</b>	<b>10,313,620</b>	<b>8,263,140</b>
OPERATING EXPENSES		ACTUAL FY 20-21	ACTUAL FY 21-22	ADOPTED FY 22-23	ADOPTED FY 23-24
61000	SALARIES & BENEFITS	4,819,150	4,535,006	6,142,510	4,435,750
62000	CONTRACTUALS	207,120	241,511	700,000	782,720
63000	COMMODITIES	60,541	67,526	115,000	84,810
65000	FIXED CHARGES	3,423,281	1,468,585	2,999,550	2,656,430
66000	CAPITAL	0	0	0	4,000
67000	DEBT SERVICE	0	127,926	243,110	186,410
68000	TRANSFERS	118,824	116,944	113,450	113,020
	<b>TOTAL</b>	<b>8,628,917</b>	<b>6,557,498</b>	<b>10,313,620</b>	<b>8,263,140</b>

**PUB WKS ENG/PROJ MGMT**

PUBLIC WORKS		ACCOUNTING UNIT			
CIP ENGINEERING		08617613			
Account Code	LINE ITEM RESOURCES	ACTUAL FY 20-21	ACTUAL FY 21-22	ADOPTED FY 22-23	ADOPTED FY 23-24
61000	Salaries Regular	0	2,535,342	3,867,100	2,819,870
61010	Salaries Cash Out/Separation	0	38,144	100,000	100,000
61020	Salaries Part-Time	0	203,501	300,700	214,590
61040	Salaries Overtime	0	75,768	250,000	35,000
61100	Retirement-Employer Normal Cost	0	162,098	247,120	242,320
61102	Retirement- Employer Unfunded- Miscellaneous	0	899,226	420,530	298,050
61110	Part-Time Retirement	0	7,631	11,280	8,050
61120	Medicare Insurance	0	40,421	60,250	40,770
61130	Health Insurance	0	358,550	702,800	553,520
61170	Retiree Health Benefits	0	2,424	3,040	3,150
61180	Worker Compensation Insurance	0	211,900	179,690	120,430
	<b>SUBTOTAL SALARIES &amp; BENEFITS</b>	<b>0</b>	<b>4,535,006</b>	<b>6,142,510</b>	<b>4,435,750</b>
62010	Communications	0	28,936	70,000	39,690
62120	Training, Transportation, Meetings	0	6,678	50,000	48,200
62140	Membership, Subscription & Dues	0	4,000	20,000	14,020
62300	Contract Services-Professional	0	201,739	550,000	670,810
62322	Maintenance & Repair Machinery	0	159	10,000	10,000
	<b>SUBTOTAL CONTRACTUALS</b>	<b>0</b>	<b>241,511</b>	<b>700,000</b>	<b>782,720</b>
63001	Miscellaneous Operating Expenses	0	50,496	80,000	72,800
63300	Gas & Diesel	0	17,030	35,000	12,010
	<b>SUBTOTAL COMMODITIES</b>	<b>0</b>	<b>67,526</b>	<b>115,000</b>	<b>84,810</b>
65000	Building Rental	0	110,744	152,490	116,610
65010	Rental City Equipment	0	40,132	65,120	30,160
65012	Accident Repair & Replacement	0	3,018	680	310
65040	IT Maintenance Charge	0	162,745	162,800	196,930
65100	Insurance Charges	0	494,967	540,730	346,770
65105	Benefits Overhead	0	9,858	32,800	21,720
65210	Delivery Charges	0	2,288	0	0
65240	Public Works Administrative Ch	0	644,833	730,000	922,000
65400	Indirect Costs	0	0	1,314,930	1,021,930
	<b>SUBTOTAL FIXED CHARGES</b>	<b>0</b>	<b>1,468,585</b>	<b>2,999,550</b>	<b>2,656,430</b>
66511	Computer Software Subscriptions	0	0	0	4,000
	<b>SUBTOTAL CAPITAL</b>	<b>0</b>	<b>0</b>	<b>0</b>	<b>4,000</b>
67301	POB Principal-Misc	0	0	86,040	29,490
67311	POB Interest - Misc	0	127,926	157,070	156,920
	<b>SUBTOTAL DEBT SERVICE</b>	<b>0</b>	<b>127,926</b>	<b>243,110</b>	<b>186,410</b>
68000	Transfer to Fund 051	0	3,154	0	0
68000	Transfer to Fund 404 (Police Bldg/Ross Annex Debt)	0	113,790	113,450	113,020
	<b>SUBTOTAL TRANSFERS</b>	<b>0</b>	<b>116,944</b>	<b>113,450</b>	<b>113,020</b>
	<b>TOTAL</b>	<b>0</b>	<b>6,557,498</b>	<b>10,313,620</b>	<b>8,263,140</b>

**PUB WKS ENG/PROJ MGMT**

<b>PUBLIC WORKS</b>		<b>ACCOUNTING UNIT</b>			
<b>TRANSP.PLANNING &amp; PROJ MGMT RE</b>		<b>08617002</b>			
<b>Account Code</b>	<b>LINE ITEM RESOURCES</b>	<b>ACTUAL FY 20-21</b>	<b>ACTUAL FY 21-22</b>	<b>ADOPTED FY 22-23</b>	<b>ADOPTED FY 23-24</b>
51702	Parking Permit Fees	305,556	0	0	0
51703	Sewer Construction Permits	42,318	26,306	20,000	0
51704	Street Construction Permits	1,250,960	1,828,024	1,400,000	0
51708	CIP Construction Projects Permits	0	0	0	22,070
51709	CIP Construction Permit Oversight Deposit	0	0	0	50,000
56000	Charges To Departments	5,190,404	5,518,665	8,717,760	6,850,800
56305	Engineering Service Charge	1,223,552	0	0	0
57006	Expense Reimbursement-Condemn Deposit	2,151	12,746	0	0
57010	Miscellaneous Recoveries	0	37,625	0	0
57790	Abandonment Processing	2,083	0	0	0
58000	Earning On Investments	50	0	0	0
59000	Transfer From Fund 029-Gax Tax	0	0	10,000	0
	<b>SUBTOTAL REVENUES</b>	<b>8,017,073</b>	<b>7,423,366</b>	<b>10,147,760</b>	<b>6,922,870</b>
	<b>TOTAL</b>	<b>8,017,073</b>	<b>7,423,366</b>	<b>10,147,760</b>	<b>6,922,870</b>

**PUB WKS ENG/PROJ MGMT**

<b>PUBLIC WORKS</b>		<b>ACCOUNTING UNIT</b>			
<b>CONSTRUCTION ENGINEERING</b>		<b>08617611</b>			
<b>Account Code</b>	<b>LINE ITEM RESOURCES</b>	<b>ACTUAL FY 20-21</b>	<b>ACTUAL FY 21-22</b>	<b>ADOPTED FY 22-23</b>	<b>ADOPTED FY 23-24</b>
61000	Salaries Regular	909,837	0	0	0
61010	Salaries Cash Out/Separation	4,417	0	0	0
61020	Salaries Part-Time	24,158	0	0	0
61040	Salaries Overtime	100,763	0	0	0
61100	Retirement-Employer Normal Cost	45,739	0	0	0
61102	Retirement- Employer Unfunded- Miscellaneous	231,398	0	0	0
61110	Part-Time Retirement	906	0	0	0
61120	Medicare Insurance	14,636	0	0	0
61130	Health Insurance	141,048	0	0	0
61170	Retiree Health Benefits	140	0	0	0
61180	Worker Compensation Insurance	69,280	0	0	0
	<b>SUBTOTAL SALARIES &amp; BENEFITS</b>	<b>1,542,322</b>	<b>0</b>	<b>0</b>	<b>0</b>
62010	Communications	20,588	0	0	0
62120	Training, Transportation, Meetings	320	0	0	0
62140	Membership, Subscription & Dues	950	0	0	0
62300	Contract Services-Professional	58,976	0	0	0
	<b>SUBTOTAL CONTRACTUALS</b>	<b>80,835</b>	<b>0</b>	<b>0</b>	<b>0</b>
63001	Miscellaneous Operating Expenses	28,989	0	0	0
63300	Gas & Diesel	19,339	0	0	0
	<b>SUBTOTAL COMMODITIES</b>	<b>48,328</b>	<b>0</b>	<b>0</b>	<b>0</b>
65000	Building Rental	66,500	0	0	0
65010	Rental City Equipment	44,500	0	0	0
65011	Equipment Replacement Charges	17,400	0	0	0
65012	Accident Repair & Replacement	2,000	0	0	0
65040	IT Maintenance Charge	58,130	0	0	0
65100	Insurance Charges	181,550	0	0	0
65105	Benefits Overhead	3,270	0	0	0
65210	Delivery Charges	1,010	0	0	0
65240	Public Works Administrative Ch	796,000	0	0	0
65400	Indirect Costs	272,185	0	0	0
	<b>SUBTOTAL FIXED CHARGES</b>	<b>1,442,545</b>	<b>0</b>	<b>0</b>	<b>0</b>
68000	Transfer to Fund 051	3,154	0	0	0
68000	Transfer to Fund 404 (Police Bldg/Ross Annex Debt)	58,960	0	0	0
	<b>SUBTOTAL TRANSFERS</b>	<b>62,114</b>	<b>0</b>	<b>0</b>	<b>0</b>
	<b>TOTAL</b>	<b>3,176,143</b>	<b>0</b>	<b>0</b>	<b>0</b>

**PUB WKS ENG/PROJ MGMT**

<b>PUBLIC WORKS</b>		<b>ACCOUNTING UNIT</b>			
<b>DESIGN ENGINEERING</b>		<b>08617612</b>			
<b>Account Code</b>	<b>LINE ITEM RESOURCES</b>	<b>ACTUAL FY 20-21</b>	<b>ACTUAL FY 21-22</b>	<b>ADOPTED FY 22-23</b>	<b>ADOPTED FY 23-24</b>
61000	Salaries Regular	1,980,962	0	0	0
61020	Salaries Part-Time	83,702	0	0	0
61040	Salaries Overtime	19,204	0	0	0
61100	Retirement-Employer Normal Cost	111,685	0	0	0
61102	Retirement- Employer Unfunded- Miscellaneous	565,030	0	0	0
61110	Part-Time Retirement	3,138	0	0	0
61120	Medicare Insurance	29,960	0	0	0
61130	Health Insurance	253,125	0	0	0
61170	Retiree Health Benefits	937	0	0	0
61180	Worker Compensation Insurance	119,760	0	0	0
	<b>SUBTOTAL SALARIES &amp; BENEFITS</b>	<b>3,167,502</b>	<b>0</b>	<b>0</b>	<b>0</b>
62010	Communications	13,689	0	0	0
62120	Training, Transportation, Meetings	5,943	0	0	0
62140	Membership, Subscription & Dues	4,817	0	0	0
62251	Other Agency Services	19	0	0	0
62300	Contract Services-Professional	101,435	0	0	0
62322	Maintenance & Repair Machinery	384	0	0	0
	<b>SUBTOTAL CONTRACTUALS</b>	<b>126,286</b>	<b>0</b>	<b>0</b>	<b>0</b>
63001	Miscellaneous Operating Expenses	11,219	0	0	0
63300	Gas & Diesel	608	0	0	0
	<b>SUBTOTAL COMMODITIES</b>	<b>11,827</b>	<b>0</b>	<b>0</b>	<b>0</b>
65000	Building Rental	58,700	0	0	0
65010	Rental City Equipment	8,900	0	0	0
65012	Accident Repair & Replacement	300	0	0	0
65040	IT Maintenance Charge	91,860	0	0	0
65100	Insurance Charges	313,830	0	0	0
65105	Benefits Overhead	5,650	0	0	0
65210	Delivery Charges	1,580	0	0	0
65240	Public Works Administrative Ch	884,500	0	0	0
65400	Indirect Costs	547,016	0	0	0
	<b>SUBTOTAL FIXED CHARGES</b>	<b>1,912,336</b>	<b>0</b>	<b>0</b>	<b>0</b>
68000	Transfer to Fund 404 (Police Bldg/Ross Annex Debt)	56,710	0	0	0
	<b>SUBTOTAL TRANSFERS</b>	<b>56,710</b>	<b>0</b>	<b>0</b>	<b>0</b>
	<b>TOTAL</b>	<b>5,274,662</b>	<b>0</b>	<b>0</b>	<b>0</b>



**PUB WKS ENG/PROJ MGMT**

PUBLIC WORKS		ACCOUNTING UNIT			
TRAFFIC ENGINEERING		08617620			
Account Code	LINE ITEM RESOURCES	ACTUAL FY 20-21	ACTUAL FY 21-22	ADOPTED FY 22-23	ADOPTED FY 23-24
61000	Salaries Regular	18,929	0	0	0
61020	Salaries Part-Time	59,548	0	0	0
61040	Salaries Overtime	219	0	0	0
61100	Retirement-Employer Normal Cost	372	0	0	0
61102	Retirement- Employer Unfunded- Miscellaneous	1,880	0	0	0
61110	Part-Time Retirement	2,233	0	0	0
61120	Medicare Insurance	1,169	0	0	0
61130	Health Insurance	2,357	0	0	0
61180	Worker Compensation Insurance	22,620	0	0	0
	<b>SUBTOTAL SALARIES &amp; BENEFITS</b>	<b>109,326</b>	<b>0</b>	<b>0</b>	<b>0</b>
63001	Miscellaneous Operating Expenses	386	0	0	0
	<b>SUBTOTAL COMMODITIES</b>	<b>386</b>	<b>0</b>	<b>0</b>	<b>0</b>
65040	IT Maintenance Charge	7,830	0	0	0
65100	Insurance Charges	59,330	0	0	0
65105	Benefits Overhead	1,070	0	0	0
65210	Delivery Charges	170	0	0	0
	<b>SUBTOTAL FIXED CHARGES</b>	<b>68,400</b>	<b>0</b>	<b>0</b>	<b>0</b>
	<b>TOTAL</b>	<b>178,112</b>	<b>0</b>	<b>0</b>	<b>0</b>

**PUB WKS-ADMIN & PLANNING  
DEPARTMENT RESOURCE SUMMARY**

**PUBLIC WORKS**

ACTIVITIES	ACTUAL FY 20-21	ACTUAL FY 21-22	ADOPTED FY 22-23	ADOPTED FY 23-24
<b>REVENUES</b>				
51702 Parking Permit Fees	0	317,480	300,000	300,000
53740 Small Cell App Fee for City Facilities	0	13,934	20,000	20,000
56000 Charges To Departments	5,589,200	6,104,900	6,108,700	5,999,640
56305 Engineering Service Charge	0	1,559,300	1,300,000	1,400,000
57010 Miscellaneous Recoveries	90	0	0	0
57790 Abandonment Processing	0	6,250	5,000	5,000
58000 Earning On Investments	22,303	7,818	0	0
59000-069 Transfer From Fund 069	0	0	0	243,500
<b>TOTAL REVENUES</b>	<b>5,611,593</b>	<b>8,009,681</b>	<b>7,733,700</b>	<b>7,968,140</b>
<b>EXPENDITURES</b>				
10117601 PUB WKS-ADMIN SERVICES	4,562,381	5,029,518	6,282,780	5,505,500
10117605 PUB WKS-DEVELOPMENT ENGNRING	2,793,232	2,539,084	3,942,720	3,421,660
<b>TOTAL EXPENDITURES</b>	<b>7,355,613</b>	<b>7,568,601</b>	<b>10,225,500</b>	<b>8,927,160</b>
OPERATING EXPENSES	ACTUAL FY 20-21	ACTUAL FY 21-22	ADOPTED FY 22-23	ADOPTED FY 23-24
61000 SALARIES & BENEFITS	3,886,420	4,104,515	4,784,060	4,826,400
62000 CONTRACTUALS	1,294,416	1,201,481	2,629,290	1,175,440
63000 COMMODITIES	191,201	40,915	319,380	40,500
65000 FIXED CHARGES	1,648,952	2,023,522	2,203,910	2,359,630
66000 CAPITAL	237,203	129	0	281,500
67000 DEBT SERVICE	0	102,188	194,190	149,390
68000 TRANSFERS	97,421	95,851	94,670	94,300
<b>TOTAL</b>	<b>7,355,613</b>	<b>7,568,601</b>	<b>10,225,500</b>	<b>8,927,160</b>

**PUB WKS-ADMIN & PLANNING**

PUBLIC WORKS		ACCOUNTING UNIT			
PUB WKS-ADMIN SERVICES REV		10117002			
Account Code	LINE ITEM RESOURCES	ACTUAL FY 20-21	ACTUAL FY 21-22	ADOPTED FY 22-23	ADOPTED FY 23-24
51702	Parking Permit Fees	0	317,480	300,000	300,000
53740	Small Cell App Fee for City Facilities	0	13,934	20,000	20,000
56000	Charges To Departments	5,589,200	6,104,900	6,108,700	5,999,640
56305	Engineering Service Charge	0	1,559,300	1,300,000	1,400,000
57010	Miscellaneous Recoveries	90	0	0	0
57790	Abandonment Processing	0	6,250	5,000	5,000
58000	Earning On Investments	22,303	7,818	0	0
59000	Transfer From Fund 069	0	0	0	243,500
	<b>SUBTOTAL REVENUES</b>	<b>5,611,593</b>	<b>8,009,681</b>	<b>7,733,700</b>	<b>7,968,140</b>
	<b>TOTAL</b>	<b>5,611,593</b>	<b>8,009,681</b>	<b>7,733,700</b>	<b>7,968,140</b>

**PUB WKS-ADMIN & PLANNING**

PUBLIC WORKS		ACCOUNTING UNIT			
PUB WKS-ADMIN SERVICES		10117601			
Account Code	LINE ITEM RESOURCES	ACTUAL FY 20-21	ACTUAL FY 21-22	ADOPTED FY 22-23	ADOPTED FY 23-24
61000	Salaries Regular	1,375,558	1,656,074	1,913,670	1,952,550
61020	Salaries Part-Time	37,578	61,350	93,060	76,640
61040	Salaries Overtime	19,728	22,041	15,000	15,000
61100	Retirement-Employer Normal Cost	76,388	96,044	114,430	158,090
61102	Retirement- Employer Unfunded- Miscellaneous	387,306	429,618	204,030	178,350
61110	Part-Time Retirement	1,458	2,265	3,490	2,870
61120	Medicare Insurance	20,427	24,987	28,990	29,320
61130	Health Insurance	205,046	246,968	378,330	397,440
61170	Retiree Health Benefits	1,791	4,868	5,070	5,290
61180	Worker Compensation Insurance	69,970	88,830	84,680	98,750
	<b>SUBTOTAL SALARIES &amp; BENEFITS</b>	<b>2,195,250</b>	<b>2,633,046</b>	<b>2,840,750</b>	<b>2,914,300</b>
62010	Communications	30,130	32,504	29,540	29,650
62120	Training, Transportation, Meetings	9,640	13,160	105,500	31,000
62140	Membership, Subscription & Dues	4,929	6,065	4,950	2,000
62300	Contract Services-Professional	703,047	833,644	1,355,900	485,400
62322	Maintenance & Repair Machinery	0	48	0	0
62600	Parking Validation	3,074	460	300	2,500
	<b>SUBTOTAL CONTRACTUALS</b>	<b>750,820</b>	<b>885,881</b>	<b>1,496,190</b>	<b>550,550</b>
63001	Miscellaneous Operating Expenses	163,677	33,995	265,080	20,000
63300	Gas & Diesel	1,011	1,514	500	1,500
	<b>SUBTOTAL COMMODITIES</b>	<b>164,688</b>	<b>35,508</b>	<b>265,580</b>	<b>21,500</b>
65000	Building Rental	117,400	117,560	142,990	142,990
65010	Rental City Equipment	4,400	18,864	5,430	13,330
65011	Equipment Replacement Charges	0	5,400	1,370	2,940
65012	Accident Repair & Replacement	100	540	0	0
65040	IT Maintenance Charge	120,170	97,880	114,340	122,300
65050	IT Department Specific	332,240	332,240	332,240	332,240
65100	Insurance Charges	183,360	234,890	254,830	284,350
65105	Benefits Overhead	3,300	5,160	15,460	17,810
65205	Internal Departments Personnel	1,641	3,515	5,500	0
65210	Delivery Charges	900	900	0	0
65400	Indirect Costs	377,217	523,578	618,330	659,460
	<b>SUBTOTAL FIXED CHARGES</b>	<b>1,140,729</b>	<b>1,340,528</b>	<b>1,490,490</b>	<b>1,575,420</b>
66200	Buildings & Building Improvements	237,111	0	0	0
66400	Machinery & Equipment	93	0	0	0
66511	Computer Software Subscriptions	0	0	0	281,500
	<b>SUBTOTAL CAPITAL</b>	<b>237,203</b>	<b>0</b>	<b>0</b>	<b>281,500</b>
67200	Principal-Leases	0	0	0	240
67301	POB Principal-Misc	0	0	41,740	14,310
67311	POB Interest - Misc	0	62,064	76,200	76,130
	<b>SUBTOTAL DEBT SERVICE</b>	<b>0</b>	<b>62,064</b>	<b>117,940</b>	<b>90,680</b>
68000	Transfer to Fund 051	451	451	0	0

68000	Transfer to Fund 404 (Police Bldg/Ross Annex Debt)	73,240	72,040	71,830	71,550
	<b>SUBTOTAL TRANSFERS</b>	<b>73,691</b>	<b>72,491</b>	<b>71,830</b>	<b>71,550</b>
	<b>TOTAL</b>	<b>4,562,381</b>	<b>5,029,518</b>	<b>6,282,780</b>	<b>5,505,500</b>

**PUB WKS-ADMIN & PLANNING**

PUBLIC WORKS		ACCOUNTING UNIT			
PUB WKS-DEVELOPMENT ENGRNRG		10117605			
Account Code	LINE ITEM RESOURCES	ACTUAL FY 20-21	ACTUAL FY 21-22	ADOPTED FY 22-23	ADOPTED FY 23-24
61000	Salaries Regular	1,030,571	864,444	1,292,300	1,306,990
61010	Salaries Cash Out/Separation	0	4,593	0	0
61020	Salaries Part-Time	71,410	17,070	110,690	110,690
61040	Salaries Overtime	55,204	24,754	40,000	40,000
61100	Retirement-Employer Normal Cost	49,492	47,551	65,380	84,200
61102	Retirement- Employer Unfunded- Miscellaneous	250,385	282,017	131,900	90,820
61110	Part-Time Retirement	671	65	4,150	0
61120	Medicare Insurance	15,683	12,526	20,250	18,860
61130	Health Insurance	158,361	141,102	210,720	207,960
61170	Retiree Health Benefits	782	1,177	1,890	1,890
61180	Worker Compensation Insurance	58,611	76,170	66,030	50,690
	<b>SUBTOTAL SALARIES &amp; BENEFITS</b>	<b>1,691,170</b>	<b>1,471,469</b>	<b>1,943,310</b>	<b>1,912,100</b>
62010	Communications	5,100	5,100	7,600	11,470
62120	Training, Transportation, Meetings	0	20	3,000	3,000
62140	Membership, Subscription & Dues	1,373	1,441	2,500	2,500
62300	Contract Services-Professional	537,123	112,604	680,000	167,920
62302	Contracted Vendor Personnel Services	0	196,435	440,000	440,000
	<b>SUBTOTAL CONTRACTUALS</b>	<b>543,596</b>	<b>315,600</b>	<b>1,133,100</b>	<b>624,890</b>
63001	Miscellaneous Operating Expenses	26,463	5,347	53,500	18,700
63300	Gas & Diesel	50	60	300	300
	<b>SUBTOTAL COMMODITIES</b>	<b>26,513</b>	<b>5,407</b>	<b>53,800</b>	<b>19,000</b>
65010	Rental City Equipment	4,000	4,020	4,910	3,280
65012	Accident Repair & Replacement	100	96	0	0
65040	IT Maintenance Charge	42,290	61,430	55,100	56,880
65050	IT Department Specific	0	0	0	98,710
65100	Insurance Charges	153,650	201,430	198,720	145,950
65105	Benefits Overhead	2,770	3,700	12,050	9,140
65210	Delivery Charges	830	830	0	0
65400	Indirect Costs	304,583	411,489	442,640	470,250
	<b>SUBTOTAL FIXED CHARGES</b>	<b>508,223</b>	<b>682,995</b>	<b>713,420</b>	<b>784,210</b>
66400	Machinery & Equipment	0	129	0	0
	<b>SUBTOTAL CAPITAL</b>	<b>0</b>	<b>129</b>	<b>0</b>	<b>0</b>
67200	Principal-Leases	0	0	0	240
67301	POB Principal-Misc	0	0	26,990	9,250
67311	POB Interest - Misc	0	40,123	49,260	49,220
	<b>SUBTOTAL DEBT SERVICE</b>	<b>0</b>	<b>40,123</b>	<b>76,250</b>	<b>58,710</b>
68000	Transfer to Fund 051	451	451	0	0
68000	Transfer to Fund 404 (Police Bldg/Ross Annex Debt)	23,280	22,910	22,840	22,750
	<b>SUBTOTAL TRANSFERS</b>	<b>23,731</b>	<b>23,361</b>	<b>22,840</b>	<b>22,750</b>
	<b>TOTAL</b>	<b>2,793,232</b>	<b>2,539,084</b>	<b>3,942,720</b>	<b>3,421,660</b>

**EMERGENCY & HEALTH GRANTS  
DEPARTMENT RESOURCE SUMMARY**

**PUBLIC WORKS**

ACTIVITIES		ACTUAL FY 20-21	ACTUAL FY 21-22	ADOPTED FY 22-23	ADOPTED FY 23-24
REVENUES					
52025	State Grants-Direct	0	0	2,302,880	0
58000	Earning On Investments	2,290	2,635	0	0
	TOTAL REVENUES	2,290	2,635	2,302,880	0

**EMERGENCY & HEALTH GRANTS**

<b>PUBLIC WORKS</b>		<b>ACCOUNTING UNIT</b>			
<b>CDC - CAPOC OCPICH Grant</b>		<b>12217002</b>			
<b>Account Code</b>	<b>LINE ITEM RESOURCES</b>	<b>ACTUAL FY 20-21</b>	<b>ACTUAL FY 21-22</b>	<b>ADOPTED FY 22-23</b>	<b>ADOPTED FY 23-24</b>
52025	State Grants-Direct	0	0	2,302,880	0
58000	Earning On Investments	2,290	2,635	0	0
	<b>SUBTOTAL REVENUES</b>	<b>2,290</b>	<b>2,635</b>	<b>2,302,880</b>	<b>0</b>
	<b>TOTAL</b>	<b>2,290</b>	<b>2,635</b>	<b>2,302,880</b>	<b>0</b>



**FEDERAL AID SAFETY PROGRAM  
DEPARTMENT RESOURCE SUMMARY**

**PUBLIC WORKS**

<b>ACTIVITIES</b>		<b>ACTUAL FY 20-21</b>	<b>ACTUAL FY 21-22</b>	<b>ADOPTED FY 22-23</b>	<b>ADOPTED FY 23-24</b>
REVENUES					
52001	Federal Grant-Indirect	701,547	636,116	0	0
	<b>TOTAL REVENUES</b>	701,547	636,116	0	0
EXPENDITURES					
14717611	PUB SVS-STREET SAFETY PROJECTS	1,357,515	288,663	0	0
	<b>TOTAL EXPENDITURES</b>	1,357,515	288,663	0	0
<b>OPERATING EXPENSES</b>		<b>ACTUAL FY 20-21</b>	<b>ACTUAL FY 21-22</b>	<b>ADOPTED FY 22-23</b>	<b>ADOPTED FY 23-24</b>
66000	CAPITAL	1,357,515	288,663	0	0
	<b>TOTAL</b>	<b>1,357,515</b>	<b>288,663</b>	<b>0</b>	<b>0</b>

**FEDERAL AID SAFETY PROGRAM**

<b>PUBLIC WORKS</b>		<b>ACCOUNTING UNIT</b>			
<b>PUB SVS-STREET SAFETY PROJECTS</b>		<b>14717002</b>			
Account Code	LINE ITEM RESOURCES	ACTUAL FY 20-21	ACTUAL FY 21-22	ADOPTED FY 22-23	ADOPTED FY 23-24
52001	Federal Grant-Indirect	701,547	636,116	0	0
	<b>SUBTOTAL REVENUES</b>	<b>701,547</b>	<b>636,116</b>	<b>0</b>	<b>0</b>
	<b>TOTAL</b>	<b>701,547</b>	<b>636,116</b>	<b>0</b>	<b>0</b>

**FEDERAL AID SAFETY PROGRAM**

<b>PUBLIC WORKS</b>		<b>ACCOUNTING UNIT</b>			
<b>PUB SVS-STREET SAFETY PROJECTS</b>		<b>14717611</b>			
Account Code	LINE ITEM RESOURCES	ACTUAL FY 20-21	ACTUAL FY 21-22	ADOPTED FY 22-23	ADOPTED FY 23-24
66220	Improvements Other Than Building	1,357,515	288,663	0	0
	<b>SUBTOTAL CAPITAL</b>	<b>1,357,515</b>	<b>288,663</b>	<b>0</b>	<b>0</b>
	<b>TOTAL</b>	<b>1,357,515</b>	<b>288,663</b>	<b>0</b>	<b>0</b>

**TRAFFIC SYSTEM MGMT GRANT  
DEPARTMENT RESOURCE SUMMARY**

**PUBLIC WORKS**

ACTIVITIES	ACTUAL FY 20-21	ACTUAL FY 21-22	ADOPTED FY 22-23	ADOPTED FY 23-24
REVENUES				
52025 State Grants-Direct	4,362,724	6,083,516	889,000	4,695,000
TOTAL REVENUES	4,362,724	6,083,516	889,000	4,695,000
EXPENDITURES				
14817613 ACTIVE TRANSPORTATION PROGRAM	5,600,725	2,602,898	889,000	85,000
14817614 ACTIVE TRANSPRT PRGM AUGMENT	1,724,751	1,835,244	0	0
TOTAL EXPENDITURES	7,325,475	4,438,143	889,000	85,000
<b>OPERATING EXPENSES</b>	<b>ACTUAL FY 20-21</b>	<b>ACTUAL FY 21-22</b>	<b>ADOPTED FY 22-23</b>	<b>ADOPTED FY 23-24</b>
66000 CAPITAL	7,325,475	4,438,143	889,000	85,000
<b>TOTAL</b>	<b>7,325,475</b>	<b>4,438,143</b>	<b>889,000</b>	<b>85,000</b>

**TRAFFIC SYSTEM MGMT GRANT**

<b>PUBLIC WORKS</b>		<b>ACCOUNTING UNIT</b>			
<b>TRAFFIC SYSTEM MANAGEMENT</b>		<b>14817002</b>			
<b>Account Code</b>	<b>LINE ITEM RESOURCES</b>	<b>ACTUAL FY 20-21</b>	<b>ACTUAL FY 21-22</b>	<b>ADOPTED FY 22-23</b>	<b>ADOPTED FY 23-24</b>
52025	State Grants-Direct	4,362,724	6,083,516	889,000	4,695,000
	<b>SUBTOTAL REVENUES</b>	<b>4,362,724</b>	<b>6,083,516</b>	<b>889,000</b>	<b>4,695,000</b>
	<b>TOTAL</b>	<b>4,362,724</b>	<b>6,083,516</b>	<b>889,000</b>	<b>4,695,000</b>

**TRAFFIC SYSTEM MGMT GRANT**

<b>PUBLIC WORKS</b>		<b>ACCOUNTING UNIT</b>			
<b>ACTIVE TRANSPORTATION PROGRAM</b>		<b>14817613</b>			
Account Code	LINE ITEM RESOURCES	ACTUAL FY 20-21	ACTUAL FY 21-22	ADOPTED FY 22-23	ADOPTED FY 23-24
66220	Improvements Other Than Building	5,600,725	2,602,898	889,000	85,000
	<b>SUBTOTAL CAPITAL</b>	<b>5,600,725</b>	<b>2,602,898</b>	<b>889,000</b>	<b>85,000</b>
	<b>TOTAL</b>	<b>5,600,725</b>	<b>2,602,898</b>	<b>889,000</b>	<b>85,000</b>

**TRAFFIC SYSTEM MGMT GRANT**

<b>PUBLIC WORKS</b>		<b>ACCOUNTING UNIT</b>			
<b>ACTIVE TRANSPRT PRGM AUGMENT</b>		<b>14817614</b>			
Account Code	LINE ITEM RESOURCES	ACTUAL FY 20-21	ACTUAL FY 21-22	ADOPTED FY 22-23	ADOPTED FY 23-24
66220	Improvements Other Than Building	1,724,751	1,835,244	0	0
	<b>SUBTOTAL CAPITAL</b>	<b>1,724,751</b>	<b>1,835,244</b>	<b>0</b>	<b>0</b>
	<b>TOTAL</b>	<b>1,724,751</b>	<b>1,835,244</b>	<b>0</b>	<b>0</b>

**WIC ASSESSMENT DIST ST IMPRV  
DEPARTMENT RESOURCE SUMMARY**

**PUBLIC WORKS**

ACTIVITIES		ACTUAL FY 20-21	ACTUAL FY 21-22	ADOPTED FY 22-23	ADOPTED FY 23-24
REVENUES					
58000	Earning On Investments	275	247	0	0
	TOTAL REVENUES	275	247	0	0



**WIC ASSESSMENT DIST ST IMPRV**

<b>PUBLIC WORKS</b>		<b>ACCOUNTING UNIT</b>			
<b>WIC ASSESSMENT DIST ST IMPRV</b>		<b>14917002</b>			
Account Code	LINE ITEM RESOURCES	ACTUAL FY 20-21	ACTUAL FY 21-22	ADOPTED FY 22-23	ADOPTED FY 23-24
58000	Earning On Investments	275	247	0	0
	<b>SUBTOTAL REVENUES</b>	<b>275</b>	<b>247</b>	<b>0</b>	<b>0</b>
	<b>TOTAL</b>	<b>275</b>	<b>247</b>	<b>0</b>	<b>0</b>

**ENERGY CONSERVATION PROGRAM  
DEPARTMENT RESOURCE SUMMARY**

**PUBLIC WORKS**

<b>ACTIVITIES</b>		<b>ACTUAL FY 20-21</b>	<b>ACTUAL FY 21-22</b>	<b>ADOPTED FY 22-23</b>	<b>ADOPTED FY 23-24</b>
EXPENDITURES					
16217600	CALIFORNIA RESILIENCY CHALLENGE	0	72,000	0	0
	TOTAL EXPENDITURES	0	72,000	0	0
<b>OPERATING EXPENSES</b>		<b>ACTUAL FY 20-21</b>	<b>ACTUAL FY 21-22</b>	<b>ADOPTED FY 22-23</b>	<b>ADOPTED FY 23-24</b>
62000	CONTRACTUALS	0	72,000	0	0
	<b>TOTAL</b>	<b>0</b>	<b>72,000</b>	<b>0</b>	<b>0</b>

**ENERGY CONSERVATION PROGRAM**

<b>PUBLIC WORKS</b>		<b>ACCOUNTING UNIT</b>			
<b>CALIFORNIA RESILIENCY CHALLENGE</b>		<b>16217600</b>			
Account Code	LINE ITEM RESOURCES	ACTUAL FY 20-21	ACTUAL FY 21-22	ADOPTED FY 22-23	ADOPTED FY 23-24
62300	Contract Services-Professional	0	72,000	0	0
	<b>SUBTOTAL CONTRACTUALS</b>	<b>0</b>	<b>72,000</b>	<b>0</b>	<b>0</b>
	<b>TOTAL</b>	<b>0</b>	<b>72,000</b>	<b>0</b>	<b>0</b>

**PWA ENTERPRISE CAPITAL GRANTS  
DEPARTMENT RESOURCE SUMMARY**

**PUBLIC WORKS**

<b>ACTIVITIES</b>		<b>ACTUAL FY 20-21</b>	<b>ACTUAL FY 21-22</b>	<b>ADOPTED FY 22-23</b>	<b>ADOPTED FY 23-24</b>
<b>REVENUES</b>					
52025	State Grants-Direct	0	8,519	0	0
52027	State Grants-Indirect	0	100,000	0	0
	<b>TOTAL REVENUES</b>	0	108,519	0	0
<b>EXPENDITURES</b>					
16417642	CA NATURAL RESOURCES GRANT	1,272,188	1,870,953	0	0
16417643	PROP 1 IRWM PROGRAM	0	166,259	0	0
	<b>TOTAL EXPENDITURES</b>	1,272,188	2,037,212	0	0
<b>OPERATING EXPENSES</b>		<b>ACTUAL FY 20-21</b>	<b>ACTUAL FY 21-22</b>	<b>ADOPTED FY 22-23</b>	<b>ADOPTED FY 23-24</b>
66000	CAPITAL	1,272,188	2,037,212	0	0
	<b>TOTAL</b>	<b>1,272,188</b>	<b>2,037,212</b>	<b>0</b>	<b>0</b>

**PWA ENTERPRISE CAPITAL GRANTS**

<b>PUBLIC WORKS</b>		<b>ACCOUNTING UNIT</b>			
<b>CA NATURAL RESOURCES GRANT</b>		<b>16417642</b>			
Account Code	LINE ITEM RESOURCES	ACTUAL FY 20-21	ACTUAL FY 21-22	ADOPTED FY 22-23	ADOPTED FY 23-24
66220	Improvements Other Than Building	1,272,188	1,870,953	0	0
	<b>SUBTOTAL CAPITAL</b>	<b>1,272,188</b>	<b>1,870,953</b>	<b>0</b>	<b>0</b>
	<b>TOTAL</b>	<b>1,272,188</b>	<b>1,870,953</b>	<b>0</b>	<b>0</b>

**PWA ENTERPRISE CAPITAL GRANTS**

<b>PUBLIC WORKS</b>		<b>ACCOUNTING UNIT</b>			
<b>PROP 1 IRWM PROGRAM</b>		<b>16417643</b>			
Account Code	LINE ITEM RESOURCES	ACTUAL FY 20-21	ACTUAL FY 21-22	ADOPTED FY 22-23	ADOPTED FY 23-24
66220	Improvements Other Than Building	0	166,259	0	0
	<b>SUBTOTAL CAPITAL</b>	<b>0</b>	<b>166,259</b>	<b>0</b>	<b>0</b>
	<b>TOTAL</b>	<b>0</b>	<b>166,259</b>	<b>0</b>	<b>0</b>

**PWA ENTERPRISE CAPITAL GRANTS**

<b>PUBLIC WORKS</b>		<b>ACCOUNTING UNIT</b>			
<b>MISCELLENOUS REVENUE</b>		<b>16417002</b>			
<b>Account Code</b>	<b>LINE ITEM RESOURCES</b>	<b>ACTUAL FY 20-21</b>	<b>ACTUAL FY 21-22</b>	<b>ADOPTED FY 22-23</b>	<b>ADOPTED FY 23-24</b>
52025	State Grants-Direct	0	8,519	0	0
52027	State Grants-Indirect	0	100,000	0	0
	<b>SUBTOTAL REVENUES</b>	<b>0</b>	<b>108,519</b>	<b>0</b>	<b>0</b>
	<b>TOTAL</b>	<b>0</b>	<b>108,519</b>	<b>0</b>	<b>0</b>

**OFFICE OF TRAFFIC SAFETY GRANT  
DEPARTMENT RESOURCE SUMMARY**

**PUBLIC WORKS**

<b>ACTIVITIES</b>		<b>ACTUAL FY 20-21</b>	<b>ACTUAL FY 21-22</b>	<b>ADOPTED FY 22-23</b>	<b>ADOPTED FY 23-24</b>
REVENUES					
52001	Federal Grant-Indirect	77,136	85,439	0	0
	<b>TOTAL REVENUES</b>	77,136	85,439	0	0
EXPENDITURES					
16517611	OTS-BICYCLE SAFETY PWA	72,386	101,539	0	0
	<b>TOTAL EXPENDITURES</b>	72,386	101,539	0	0
<b>OPERATING EXPENSES</b>		<b>ACTUAL FY 20-21</b>	<b>ACTUAL FY 21-22</b>	<b>ADOPTED FY 22-23</b>	<b>ADOPTED FY 23-24</b>
62000	CONTRACTUALS	0	35,300	0	0
66000	CAPITAL	72,386	66,239	0	0
	<b>TOTAL</b>	<b>72,386</b>	<b>101,539</b>	<b>0</b>	<b>0</b>



**OFFICE OF TRAFFIC SAFETY GRANT**

<b>PUBLIC WORKS</b>		<b>ACCOUNTING UNIT</b>			
<b>OTS-PWA Traffic Safety Grants</b>		<b>16517002</b>			
Account Code	LINE ITEM RESOURCES	ACTUAL FY 20-21	ACTUAL FY 21-22	ADOPTED FY 22-23	ADOPTED FY 23-24
52001	Federal Grant-Indirect	77,136	85,439	0	0
	<b>SUBTOTAL REVENUES</b>	<b>77,136</b>	<b>85,439</b>	<b>0</b>	<b>0</b>
	<b>TOTAL</b>	<b>77,136</b>	<b>85,439</b>	<b>0</b>	<b>0</b>

**OFFICE OF TRAFFIC SAFETY GRANT**

PUBLIC WORKS		ACCOUNTING UNIT			
OTS-BICYCLE SAFETY PWA		16517611			
Account Code	LINE ITEM RESOURCES	ACTUAL FY 20-21	ACTUAL FY 21-22	ADOPTED FY 22-23	ADOPTED FY 23-24
62300	Contract Services-Professional	0	35,300	0	0
	<b>SUBTOTAL CONTRACTUALS</b>	<b>0</b>	<b>35,300</b>	<b>0</b>	<b>0</b>
66220	Improvements Other Than Building	72,386	66,239	0	0
	<b>SUBTOTAL CAPITAL</b>	<b>72,386</b>	<b>66,239</b>	<b>0</b>	<b>0</b>
	<b>TOTAL</b>	<b>72,386</b>	<b>101,539</b>	<b>0</b>	<b>0</b>

**CARES ACT-STATE  
DEPARTMENT RESOURCE SUMMARY**

**PUBLIC WORKS**

<b>ACTIVITIES</b>		<b>ACTUAL FY 20-21</b>	<b>ACTUAL FY 21-22</b>	<b>ADOPTED FY 22-23</b>	<b>ADOPTED FY 23-24</b>
EXPENDITURES					
17617600	CARES ACT-STATE PWA	981,852	0	0	0
	TOTAL EXPENDITURES	981,852	0	0	0
<b>OPERATING EXPENSES</b>		<b>ACTUAL FY 20-21</b>	<b>ACTUAL FY 21-22</b>	<b>ADOPTED FY 22-23</b>	<b>ADOPTED FY 23-24</b>
62000	CONTRACTUALS	981,852	0	0	0
	<b>TOTAL</b>	<b>981,852</b>	<b>0</b>	<b>0</b>	<b>0</b>

**CARES ACT-STATE**

<b>PUBLIC WORKS</b>		<b>ACCOUNTING UNIT</b>			
<b>CARES ACT-STATE PWA</b>		<b>17617600</b>			
<b>Account Code</b>	<b>LINE ITEM RESOURCES</b>	<b>ACTUAL FY 20-21</b>	<b>ACTUAL FY 21-22</b>	<b>ADOPTED FY 22-23</b>	<b>ADOPTED FY 23-24</b>
62300	Contract Services-Professional	401,402	0	0	0
62327	Contract Services-Sanitation High Risk Areas	313,520	0	0	0
62328	Contract Services-Public Outreach Digital Signs	266,930	0	0	0
	<b>SUBTOTAL CONTRACTUALS</b>	<b>981,852</b>	<b>0</b>	<b>0</b>	<b>0</b>
	<b>TOTAL</b>	<b>981,852</b>	<b>0</b>	<b>0</b>	<b>0</b>

**American Rescue Plan Act  
DEPARTMENT RESOURCE SUMMARY**

**PUBLIC WORKS**

ACTIVITIES	ACTUAL FY 20-21	ACTUAL FY 21-22	ADOPTED FY 22-23	ADOPTED FY 23-24
EXPENDITURES				
18117013 ARPA-PWA	0	1,006,004	177,780	3,365,790
TOTAL EXPENDITURES	0	1,006,004	177,780	3,365,790
OPERATING EXPENSES	ACTUAL FY 20-21	ACTUAL FY 21-22	ADOPTED FY 22-23	ADOPTED FY 23-24
61000 SALARIES & BENEFITS	0	0	169,780	1,057,150
62000 CONTRACTUALS	0	887,055	0	2,060,000
63000 COMMODITIES	0	0	8,000	0
65000 FIXED CHARGES	0	0	0	248,640
66000 CAPITAL	0	118,949	0	0
<b>TOTAL</b>	<b>0</b>	<b>1,006,004</b>	<b>177,780</b>	<b>3,365,790</b>

**American Rescue Plan Act**

<b>PUBLIC WORKS</b>		<b>ACCOUNTING UNIT</b>			
<b>ARPA-PWA</b>		<b>18117013</b>			
<b>Account Code</b>	<b>LINE ITEM RESOURCES</b>	<b>ACTUAL FY 20-21</b>	<b>ACTUAL FY 21-22</b>	<b>ADOPTED FY 22-23</b>	<b>ADOPTED FY 23-24</b>
61000	Salaries Regular	0	0	108,280	736,690
61100	Retirement-Employer Normal Cost	0	0	12,160	92,460
61120	Medicare Insurance	0	0	1,580	10,680
61130	Health Insurance	0	0	47,760	217,320
	<b>SUBTOTAL SALARIES &amp; BENEFITS</b>	<b>0</b>	<b>0</b>	<b>169,780</b>	<b>1,057,150</b>
62300	Contract Services-Professional	0	887,055	0	2,060,000
	<b>SUBTOTAL CONTRACTUALS</b>	<b>0</b>	<b>887,055</b>	<b>0</b>	<b>2,060,000</b>
63001	Miscellaneous Operating Expenses	0	0	8,000	0
	<b>SUBTOTAL COMMODITIES</b>	<b>0</b>	<b>0</b>	<b>8,000</b>	<b>0</b>
65040	IT Maintenance Charge	0	0	0	11,380
65400	Indirect Costs	0	0	0	237,260
	<b>SUBTOTAL FIXED CHARGES</b>	<b>0</b>	<b>0</b>	<b>0</b>	<b>248,640</b>
66220	Improvements Other Than Building	0	118,949	0	0
	<b>SUBTOTAL CAPITAL</b>	<b>0</b>	<b>118,949</b>	<b>0</b>	<b>0</b>
	<b>TOTAL</b>	<b>0</b>	<b>1,006,004</b>	<b>177,780</b>	<b>3,365,790</b>

**LOCAL DRAINAGE AREA NO 1  
DEPARTMENT RESOURCE SUMMARY**

**PUBLIC WORKS**

ACTIVITIES	ACTUAL FY 20-21	ACTUAL FY 21-22	ADOPTED FY 22-23	ADOPTED FY 23-24
REVENUES				
58000 Earning On Investments	1	1	0	0
TOTAL REVENUES	1	1	0	0

**LOCAL DRAINAGE AREA NO 1**

PUBLIC WORKS		ACCOUNTING UNIT			
PUB WKS - STORM DRAIN CONST		20117002			
Account Code	LINE ITEM RESOURCES	ACTUAL FY 20-21	ACTUAL FY 21-22	ADOPTED FY 22-23	ADOPTED FY 23-24
58000	Earning On Investments	1	1	0	0
	<b>SUBTOTAL REVENUES</b>	<b>1</b>	<b>1</b>	<b>0</b>	<b>0</b>
	<b>TOTAL</b>	<b>1</b>	<b>1</b>	<b>0</b>	<b>0</b>



**LOCAL DRAINAGE AREA NO 2  
DEPARTMENT RESOURCE SUMMARY**

**PUBLIC WORKS**

ACTIVITIES	ACTUAL FY 20-21	ACTUAL FY 21-22	ADOPTED FY 22-23	ADOPTED FY 23-24
REVENUES				
58000 Earning On Investments	12	11	0	0
TOTAL REVENUES	12	11	0	0

**LOCAL DRAINAGE AREA NO 2**

PUBLIC WORKS		ACCOUNTING UNIT			
PUB WKS - STROM DRAIN CONST		20217002			
Account Code	LINE ITEM RESOURCES	ACTUAL FY 20-21	ACTUAL FY 21-22	ADOPTED FY 22-23	ADOPTED FY 23-24
58000	Earning On Investments	12	11	0	0
	<b>SUBTOTAL REVENUES</b>	<b>12</b>	<b>11</b>	<b>0</b>	<b>0</b>
	<b>TOTAL</b>	<b>12</b>	<b>11</b>	<b>0</b>	<b>0</b>

**LOCAL DRAINAGE AREA NO 3  
DEPARTMENT RESOURCE SUMMARY**

**PUBLIC WORKS**

ACTIVITIES	ACTUAL FY 20-21	ACTUAL FY 21-22	ADOPTED FY 22-23	ADOPTED FY 23-24
REVENUES				
58000 Earning On Investments	6,338	5,693	0	0
TOTAL REVENUES	6,338	5,693	0	0

**LOCAL DRAINAGE AREA NO 3**

<b>PUBLIC WORKS</b>		<b>ACCOUNTING UNIT</b>			
<b>PUB WKS - STORM DRAIN CONST</b>		<b>20317002</b>			
Account Code	LINE ITEM RESOURCES	ACTUAL FY 20-21	ACTUAL FY 21-22	ADOPTED FY 22-23	ADOPTED FY 23-24
58000	Earning On Investments	6,338	5,693	0	0
	<b>SUBTOTAL REVENUES</b>	<b>6,338</b>	<b>5,693</b>	<b>0</b>	<b>0</b>
	<b>TOTAL</b>	<b>6,338</b>	<b>5,693</b>	<b>0</b>	<b>0</b>

**LOCAL DRAINAGE AREA NO 4  
DEPARTMENT RESOURCE SUMMARY**

**PUBLIC WORKS**

ACTIVITIES	ACTUAL FY 20-21	ACTUAL FY 21-22	ADOPTED FY 22-23	ADOPTED FY 23-24
REVENUES				
58000 Earning On Investments	9	8	0	0
TOTAL REVENUES	9	8	0	0

**LOCAL DRAINAGE AREA NO 4**

PUBLIC WORKS		ACCOUNTING UNIT			
PUB WKS - STORM DRAIN CONST		20417002			
Account Code	LINE ITEM RESOURCES	ACTUAL FY 20-21	ACTUAL FY 21-22	ADOPTED FY 22-23	ADOPTED FY 23-24
58000	Earning On Investments	9	8	0	0
	<b>SUBTOTAL REVENUES</b>	<b>9</b>	<b>8</b>	<b>0</b>	<b>0</b>
	<b>TOTAL</b>	<b>9</b>	<b>8</b>	<b>0</b>	<b>0</b>

**LOCAL DRAINAGE AREA NO 5  
DEPARTMENT RESOURCE SUMMARY**

**PUBLIC WORKS**

ACTIVITIES	ACTUAL FY 20-21	ACTUAL FY 21-22	ADOPTED FY 22-23	ADOPTED FY 23-24
REVENUES				
58000 Earning On Investments	5	5	0	0
TOTAL REVENUES	5	5	0	0

**LOCAL DRAINAGE AREA NO 5**

PUBLIC WORKS		ACCOUNTING UNIT			
PUB WKS - STORM DRAIN CONST		20517002			
Account Code	LINE ITEM RESOURCES	ACTUAL FY 20-21	ACTUAL FY 21-22	ADOPTED FY 22-23	ADOPTED FY 23-24
58000	Earning On Investments	5	5	0	0
	<b>SUBTOTAL REVENUES</b>	<b>5</b>	<b>5</b>	<b>0</b>	<b>0</b>
	<b>TOTAL</b>	<b>5</b>	<b>5</b>	<b>0</b>	<b>0</b>



**LOCAL DRAINAGE AREA NO 6  
DEPARTMENT RESOURCE SUMMARY**

**PUBLIC WORKS**

ACTIVITIES	ACTUAL FY 20-21	ACTUAL FY 21-22	ADOPTED FY 22-23	ADOPTED FY 23-24
REVENUES				
58000 Earning On Investments	7	7	0	0
TOTAL REVENUES	7	7	0	0

**LOCAL DRAINAGE AREA NO 6**

PUBLIC WORKS		ACCOUNTING UNIT			
PUB WKS - STORM DRAIN CONST		20617002			
Account Code	LINE ITEM RESOURCES	ACTUAL FY 20-21	ACTUAL FY 21-22	ADOPTED FY 22-23	ADOPTED FY 23-24
58000	Earning On Investments	7	7	0	0
	<b>SUBTOTAL REVENUES</b>	<b>7</b>	<b>7</b>	<b>0</b>	<b>0</b>
	<b>TOTAL</b>	<b>7</b>	<b>7</b>	<b>0</b>	<b>0</b>

**LOCAL DRAINAGE AREA NO 7  
DEPARTMENT RESOURCE SUMMARY**

**PUBLIC WORKS**

ACTIVITIES	ACTUAL FY 20-21	ACTUAL FY 21-22	ADOPTED FY 22-23	ADOPTED FY 23-24
REVENUES				
58000 Earning On Investments	1,630	1,464	0	0
TOTAL REVENUES	1,630	1,464	0	0

**LOCAL DRAINAGE AREA NO 7**

PUBLIC WORKS		ACCOUNTING UNIT			
PUB WKS - STORM DRAIN CONST		20717002			
Account Code	LINE ITEM RESOURCES	ACTUAL FY 20-21	ACTUAL FY 21-22	ADOPTED FY 22-23	ADOPTED FY 23-24
58000	Earning On Investments	1,630	1,464	0	0
	<b>SUBTOTAL REVENUES</b>	<b>1,630</b>	<b>1,464</b>	<b>0</b>	<b>0</b>
	<b>TOTAL</b>	<b>1,630</b>	<b>1,464</b>	<b>0</b>	<b>0</b>

**LOCAL DRAINAGE AREA NO 9  
DEPARTMENT RESOURCE SUMMARY**

**PUBLIC WORKS**

ACTIVITIES	ACTUAL FY 20-21	ACTUAL FY 21-22	ADOPTED FY 22-23	ADOPTED FY 23-24
REVENUES				
58000 Earning On Investments	6	6	0	0
TOTAL REVENUES	6	6	0	0

**LOCAL DRAINAGE AREA NO 9**

PUBLIC WORKS		ACCOUNTING UNIT			
PUB WKS - STORM DRAIN CONST		20917002			
Account Code	LINE ITEM RESOURCES	ACTUAL FY 20-21	ACTUAL FY 21-22	ADOPTED FY 22-23	ADOPTED FY 23-24
58000	Earning On Investments	6	6	0	0
	<b>SUBTOTAL REVENUES</b>	<b>6</b>	<b>6</b>	<b>0</b>	<b>0</b>
	<b>TOTAL</b>	<b>6</b>	<b>6</b>	<b>0</b>	<b>0</b>

**LOCAL DRAINAGE AREA NO 10  
DEPARTMENT RESOURCE SUMMARY**

**PUBLIC WORKS**

ACTIVITIES	ACTUAL FY 20-21	ACTUAL FY 21-22	ADOPTED FY 22-23	ADOPTED FY 23-24
REVENUES				
58000 Earning On Investments	144	129	0	0
TOTAL REVENUES	144	129	0	0

**LOCAL DRAINAGE AREA NO 10**

<b>PUBLIC WORKS</b>		<b>ACCOUNTING UNIT</b>			
<b>PUB WKS - STORM DRAIN CONST</b>		<b>21017002</b>			
<b>Account Code</b>	<b>LINE ITEM RESOURCES</b>	<b>ACTUAL FY 20-21</b>	<b>ACTUAL FY 21-22</b>	<b>ADOPTED FY 22-23</b>	<b>ADOPTED FY 23-24</b>
58000	Earning On Investments	144	129	0	0
	<b>SUBTOTAL REVENUES</b>	<b>144</b>	<b>129</b>	<b>0</b>	<b>0</b>
	<b>TOTAL</b>	<b>144</b>	<b>129</b>	<b>0</b>	<b>0</b>



**LOCAL DRAINAGE AREA NO 11  
DEPARTMENT RESOURCE SUMMARY**

**PUBLIC WORKS**

ACTIVITIES	ACTUAL FY 20-21	ACTUAL FY 21-22	ADOPTED FY 22-23	ADOPTED FY 23-24
REVENUES				
58000 Earning On Investments	2	2	0	0
TOTAL REVENUES	2	2	0	0

**LOCAL DRAINAGE AREA NO 11**

<b>PUBLIC WORKS</b>		<b>ACCOUNTING UNIT</b>			
<b>PUB WKS-STORM DRAIN CONST</b>		<b>21117002</b>			
Account Code	LINE ITEM RESOURCES	ACTUAL FY 20-21	ACTUAL FY 21-22	ADOPTED FY 22-23	ADOPTED FY 23-24
58000	Earning On Investments	2	2	0	0
	<b>SUBTOTAL REVENUES</b>	<b>2</b>	<b>2</b>	<b>0</b>	<b>0</b>
	<b>TOTAL</b>	<b>2</b>	<b>2</b>	<b>0</b>	<b>0</b>

**LOCAL DRAINAGE AREA NO 12  
DEPARTMENT RESOURCE SUMMARY**

**PUBLIC WORKS**

ACTIVITIES	ACTUAL FY 20-21	ACTUAL FY 21-22	ADOPTED FY 22-23	ADOPTED FY 23-24
REVENUES				
58000 Earning On Investments	0	0	0	0
TOTAL REVENUES	0	0	0	0

**LOCAL DRAINAGE AREA NO 12**

<b>PUBLIC WORKS</b>		<b>ACCOUNTING UNIT</b>			
<b>PUB WKS-STORM DRAIN CONST</b>		<b>21217002</b>			
Account Code	LINE ITEM RESOURCES	ACTUAL FY 20-21	ACTUAL FY 21-22	ADOPTED FY 22-23	ADOPTED FY 23-24
58000	Earning On Investments	0	0	0	0
	<b>SUBTOTAL REVENUES</b>	<b>0</b>	<b>0</b>	<b>0</b>	<b>0</b>
	<b>TOTAL</b>	<b>0</b>	<b>0</b>	<b>0</b>	<b>0</b>

**LOCAL DRAINAGE AREA NO 13  
DEPARTMENT RESOURCE SUMMARY**

**PUBLIC WORKS**

ACTIVITIES	ACTUAL FY 20-21	ACTUAL FY 21-22	ADOPTED FY 22-23	ADOPTED FY 23-24
REVENUES				
58000 Earning On Investments	23	20	0	0
TOTAL REVENUES	23	20	0	0

**LOCAL DRAINAGE AREA NO 13**

<b>PUBLIC WORKS</b>		<b>ACCOUNTING UNIT</b>			
<b>PUB WKS - STORM DRAIN CONST</b>		<b>21317002</b>			
Account Code	LINE ITEM RESOURCES	ACTUAL FY 20-21	ACTUAL FY 21-22	ADOPTED FY 22-23	ADOPTED FY 23-24
58000	Earning On Investments	23	20	0	0
	<b>SUBTOTAL REVENUES</b>	<b>23</b>	<b>20</b>	<b>0</b>	<b>0</b>
	<b>TOTAL</b>	<b>23</b>	<b>20</b>	<b>0</b>	<b>0</b>

**LOCAL DRAINAGE AREA I  
DEPARTMENT RESOURCE SUMMARY**

**PUBLIC WORKS**

ACTIVITIES	ACTUAL FY 20-21	ACTUAL FY 21-22	ADOPTED FY 22-23	ADOPTED FY 23-24
REVENUES				
50500 Drainage Fee	63,052	47,710	0	0
58000 Earning On Investments	7,776	7,542	0	0
TOTAL REVENUES	70,828	55,252	0	0

**LOCAL DRAINAGE AREA I**

PUBLIC WORKS		ACCOUNTING UNIT			
PUB WKS-STORM DRAIN CONST		22117002			
Account Code	LINE ITEM RESOURCES	ACTUAL FY 20-21	ACTUAL FY 21-22	ADOPTED FY 22-23	ADOPTED FY 23-24
50500	Drainage Fee	63,052	47,710	0	0
58000	Earning On Investments	7,776	7,542	0	0
	<b>SUBTOTAL REVENUES</b>	<b>70,828</b>	<b>55,252</b>	<b>0</b>	<b>0</b>
	<b>TOTAL</b>	<b>70,828</b>	<b>55,252</b>	<b>0</b>	<b>0</b>



**LOCAL DRAINAGE AREA II  
DEPARTMENT RESOURCE SUMMARY**

**PUBLIC WORKS**

ACTIVITIES	ACTUAL FY 20-21	ACTUAL FY 21-22	ADOPTED FY 22-23	ADOPTED FY 23-24
REVENUES				
50500 Drainage Fee	34,908	46,148	0	0
58000 Earning On Investments	1,769	1,864	0	0
TOTAL REVENUES	36,677	48,012	0	0

**LOCAL DRAINAGE AREA II**

<b>PUBLIC WORKS</b>		<b>ACCOUNTING UNIT</b>			
<b>PUB WKS-STORM DRAIN CONST</b>		<b>22217002</b>			
<b>Account Code</b>	<b>LINE ITEM RESOURCES</b>	<b>ACTUAL FY 20-21</b>	<b>ACTUAL FY 21-22</b>	<b>ADOPTED FY 22-23</b>	<b>ADOPTED FY 23-24</b>
50500	Drainage Fee	34,908	46,148	0	0
58000	Earning On Investments	1,769	1,864	0	0
	<b>SUBTOTAL REVENUES</b>	<b>36,677</b>	<b>48,012</b>	<b>0</b>	<b>0</b>
	<b>TOTAL</b>	<b>36,677</b>	<b>48,012</b>	<b>0</b>	<b>0</b>

**LOCAL DRAINAGE AREA III  
DEPARTMENT RESOURCE SUMMARY**

**PUBLIC WORKS**

ACTIVITIES	ACTUAL FY 20-21	ACTUAL FY 21-22	ADOPTED FY 22-23	ADOPTED FY 23-24
REVENUES				
50500 Drainage Fee	0	787	0	0
58000 Earning On Investments	3,534	3,165	0	0
TOTAL REVENUES	3,534	3,953	0	0
EXPENDITURES				
22317660 PUB WKS-STORM DRAIN CONST	1,829	617	0	0
TOTAL EXPENDITURES	1,829	617	0	0
<b>OPERATING EXPENSES</b>	<b>ACTUAL FY 20-21</b>	<b>ACTUAL FY 21-22</b>	<b>ADOPTED FY 22-23</b>	<b>ADOPTED FY 23-24</b>
66000 CAPITAL	1,829	617	0	0
<b>TOTAL</b>	<b>1,829</b>	<b>617</b>	<b>0</b>	<b>0</b>

**LOCAL DRAINAGE AREA III**

PUBLIC WORKS		ACCOUNTING UNIT			
PUB WKS-STORM DRAIN CONST		22317002			
Account Code	LINE ITEM RESOURCES	ACTUAL FY 20-21	ACTUAL FY 21-22	ADOPTED FY 22-23	ADOPTED FY 23-24
50500	Drainage Fee	0	787	0	0
58000	Earning On Investments	3,534	3,165	0	0
	<b>SUBTOTAL REVENUES</b>	<b>3,534</b>	<b>3,953</b>	<b>0</b>	<b>0</b>
	<b>TOTAL</b>	<b>3,534</b>	<b>3,953</b>	<b>0</b>	<b>0</b>

**LOCAL DRAINAGE AREA III**

<b>PUBLIC WORKS</b>		<b>ACCOUNTING UNIT</b>			
<b>PUB WKS-STORM DRAIN CONST</b>		<b>22317660</b>			
Account Code	LINE ITEM RESOURCES	ACTUAL FY 20-21	ACTUAL FY 21-22	ADOPTED FY 22-23	ADOPTED FY 23-24
66220	Improvements Other Than Building	1,829	617	0	0
	<b>SUBTOTAL CAPITAL</b>	<b>1,829</b>	<b>617</b>	<b>0</b>	<b>0</b>
	<b>TOTAL</b>	<b>1,829</b>	<b>617</b>	<b>0</b>	<b>0</b>

**LOCAL DRAINAGE AREA IV  
DEPARTMENT RESOURCE SUMMARY**

**PUBLIC WORKS**

ACTIVITIES	ACTUAL FY 20-21	ACTUAL FY 21-22	ADOPTED FY 22-23	ADOPTED FY 23-24
REVENUES				
50500 Drainage Fee	46,179	129,783	0	0
58000 Earning On Investments	4,281	3,288	0	0
TOTAL REVENUES	50,460	133,070	0	0
EXPENDITURES				
22417660 PUB WKS-STORM DRAIN CONST	123,209	167,346	141,470	0
TOTAL EXPENDITURES	123,209	167,346	141,470	0
<b>OPERATING EXPENSES</b>	<b>ACTUAL FY 20-21</b>	<b>ACTUAL FY 21-22</b>	<b>ADOPTED FY 22-23</b>	<b>ADOPTED FY 23-24</b>
66000 CAPITAL	123,209	167,346	141,470	0
<b>TOTAL</b>	<b>123,209</b>	<b>167,346</b>	<b>141,470</b>	<b>0</b>

**LOCAL DRAINAGE AREA IV**

<b>PUBLIC WORKS</b>		<b>ACCOUNTING UNIT</b>			
<b>PUB WKS-STORM DRAIN CONST</b>		<b>22417002</b>			
<b>Account Code</b>	<b>LINE ITEM RESOURCES</b>	<b>ACTUAL FY 20-21</b>	<b>ACTUAL FY 21-22</b>	<b>ADOPTED FY 22-23</b>	<b>ADOPTED FY 23-24</b>
50500	Drainage Fee	46,179	129,783	0	0
58000	Earning On Investments	4,281	3,288	0	0
	<b>SUBTOTAL REVENUES</b>	<b>50,460</b>	<b>133,070</b>	<b>0</b>	<b>0</b>
	<b>TOTAL</b>	<b>50,460</b>	<b>133,070</b>	<b>0</b>	<b>0</b>

**LOCAL DRAINAGE AREA IV**

<b>PUBLIC WORKS</b>		<b>ACCOUNTING UNIT</b>			
<b>PUB WKS-STORM DRAIN CONST</b>		<b>22417660</b>			
Account Code	LINE ITEM RESOURCES	ACTUAL FY 20-21	ACTUAL FY 21-22	ADOPTED FY 22-23	ADOPTED FY 23-24
66220	Improvements Other Than Building	123,209	167,346	141,470	0
	<b>SUBTOTAL CAPITAL</b>	<b>123,209</b>	<b>167,346</b>	<b>141,470</b>	<b>0</b>
	<b>TOTAL</b>	<b>123,209</b>	<b>167,346</b>	<b>141,470</b>	<b>0</b>



**LOCAL DRAINAGE AREA V  
DEPARTMENT RESOURCE SUMMARY**

**PUBLIC WORKS**

ACTIVITIES	ACTUAL FY 20-21	ACTUAL FY 21-22	ADOPTED FY 22-23	ADOPTED FY 23-24
REVENUES				
50500 Drainage Fee	38,487	25,599	0	0
58000 Earning On Investments	2,047	2,014	0	0
TOTAL REVENUES	40,534	27,613	0	0

**LOCAL DRAINAGE AREA V**

<b>PUBLIC WORKS</b>		<b>ACCOUNTING UNIT</b>			
<b>PUB WKS-STORM DRAIN CONST</b>		<b>22517002</b>			
<b>Account Code</b>	<b>LINE ITEM RESOURCES</b>	<b>ACTUAL FY 20-21</b>	<b>ACTUAL FY 21-22</b>	<b>ADOPTED FY 22-23</b>	<b>ADOPTED FY 23-24</b>
50500	Drainage Fee	38,487	25,599	0	0
58000	Earning On Investments	2,047	2,014	0	0
	<b>SUBTOTAL REVENUES</b>	<b>40,534</b>	<b>27,613</b>	<b>0</b>	<b>0</b>
	<b>TOTAL</b>	<b>40,534</b>	<b>27,613</b>	<b>0</b>	<b>0</b>

**LOCAL DRAINAGE AREA VI  
DEPARTMENT RESOURCE SUMMARY**

**PUBLIC WORKS**

ACTIVITIES	ACTUAL FY 20-21	ACTUAL FY 21-22	ADOPTED FY 22-23	ADOPTED FY 23-24
REVENUES				
50500 Drainage Fee	15,019	162,431	0	0
58000 Earning On Investments	1,726	1,870	0	0
TOTAL REVENUES	16,745	164,301	0	0
EXPENDITURES				
22617660 LDA VI Storm Drain Construction	0	0	150,000	0
TOTAL EXPENDITURES	0	0	150,000	0
<b>OPERATING EXPENSES</b>	<b>ACTUAL FY 20-21</b>	<b>ACTUAL FY 21-22</b>	<b>ADOPTED FY 22-23</b>	<b>ADOPTED FY 23-24</b>
66000 CAPITAL	0	0	150,000	0
<b>TOTAL</b>	<b>0</b>	<b>0</b>	<b>150,000</b>	<b>0</b>

**LOCAL DRAINAGE AREA VI**

<b>PUBLIC WORKS</b>		<b>ACCOUNTING UNIT</b>			
<b>LDA VI Storm Drain Construction</b>		<b>22617660</b>			
Account Code	LINE ITEM RESOURCES	ACTUAL FY 20-21	ACTUAL FY 21-22	ADOPTED FY 22-23	ADOPTED FY 23-24
66220	Improvements Other Than Building	0	0	150,000	0
	<b>SUBTOTAL CAPITAL</b>	<b>0</b>	<b>0</b>	<b>150,000</b>	<b>0</b>
	<b>TOTAL</b>	<b>0</b>	<b>0</b>	<b>150,000</b>	<b>0</b>

**LOCAL DRAINAGE AREA VI**

<b>PUBLIC WORKS</b>		<b>ACCOUNTING UNIT</b>			
<b>PUB WKS-STORM DRAIN CONST</b>		<b>22617002</b>			
<b>Account Code</b>	<b>LINE ITEM RESOURCES</b>	<b>ACTUAL FY 20-21</b>	<b>ACTUAL FY 21-22</b>	<b>ADOPTED FY 22-23</b>	<b>ADOPTED FY 23-24</b>
50500	Drainage Fee	15,019	162,431	0	0
58000	Earning On Investments	1,726	1,870	0	0
	<b>SUBTOTAL REVENUES</b>	<b>16,745</b>	<b>164,301</b>	<b>0</b>	<b>0</b>
	<b>TOTAL</b>	<b>16,745</b>	<b>164,301</b>	<b>0</b>	<b>0</b>



**This Page Intentionally  
Left Blank**

# Community Development Agency





**This Page Intentionally  
Left Blank**



**Community Development Agency  
Position Summary**

<b>Authorized Personnel</b>	<b>Funded FY 22-23</b>	<b>Workforce Changes</b>	<b>Funded FY 23-24</b>
Administrative Services Manager (MM)*	0	1	1
Arts & Culture Specialist	1	0	1
Community Development Analyst	4	0	4
Community Development Commission Secretary	1	1	2
Economic Development Manager (MM)	1	0	1
Economic Development Specialist I	3	0	3
Economic Development Specialist III	4	0	4
Executive Dir Community Development (EM)	1	0	1
Homeless Services Division Manager (MM)	1	0	1
Housing Authority Analyst	1	0	1
Housing Authority Operations Supervisor	1	0	1
Housing Division Manager (MM)	1	0	1
Housing Programs Analyst	2	2	4
Housing Programs Coordinator	0	1	1
Housing Specialist II	9	2	11
Management Aide (UC)	1	0	1
Management Analyst (UC)	3	1	4
Parking Meter Operations Supervisor	0	1	1
Parking Meter Technician I	1	0	1
Parking Meter Technician II	3	(1)	2
Principal Management Analyst (AM)*	1	(1)	0
Rent Stabilization Manager (MM)	0	1	1
Residential Construction Specialist	1	0	1
Senior Accounting Assistant	2	1	3
Senior Community Development Analyst	1	0	1
Senior Housing Specialist	2	0	2
Senior Office Assistant	3	1	4
Workforce Specialist I	1	(1)	0
Workforce Specialist II	12	1	13
Workforce Specialist IV	1	0	1
<b>Funded Total</b>	<b>62</b>	<b>10</b>	<b>72</b>

*\*Organizational Change in FY 22-23*

GENERAL FUND	6.20
CANNABIS PUBLIC BENEFIT FUND	0.57
ENTERPRISE FUND	5.25
FEDERAL/STATE GRANTS	48.61
OTHER RESTRICTED FUND	11.37
<b>TOTAL FUNDED POSITIONS</b>	<b>72.0</b>



**This Page Intentionally  
Left Blank**

# COMMUNITY DEVELOPMENT AGENCY

## DEPARTMENT PROGRAMS



### **Administrative Services**

- To provide financial and administrative support for the entire agency, including budget, payroll, purchase requisitions, grant billing, monitoring of revenues and expenditures, and manage the Successor Agency activities to unwind the former redevelopment agency.



### **Economic Development**

- To improve the economic well-being of the community through efforts that entail job creation, job retention, workforce development, management of downtown parking operations, tax base enhancements and quality of life.



### **Homeless Services**

- To prevent and intervene in homelessness by providing innovative and effective resources and solutions for those experiencing homelessness, and for businesses and residents affected by homelessness.



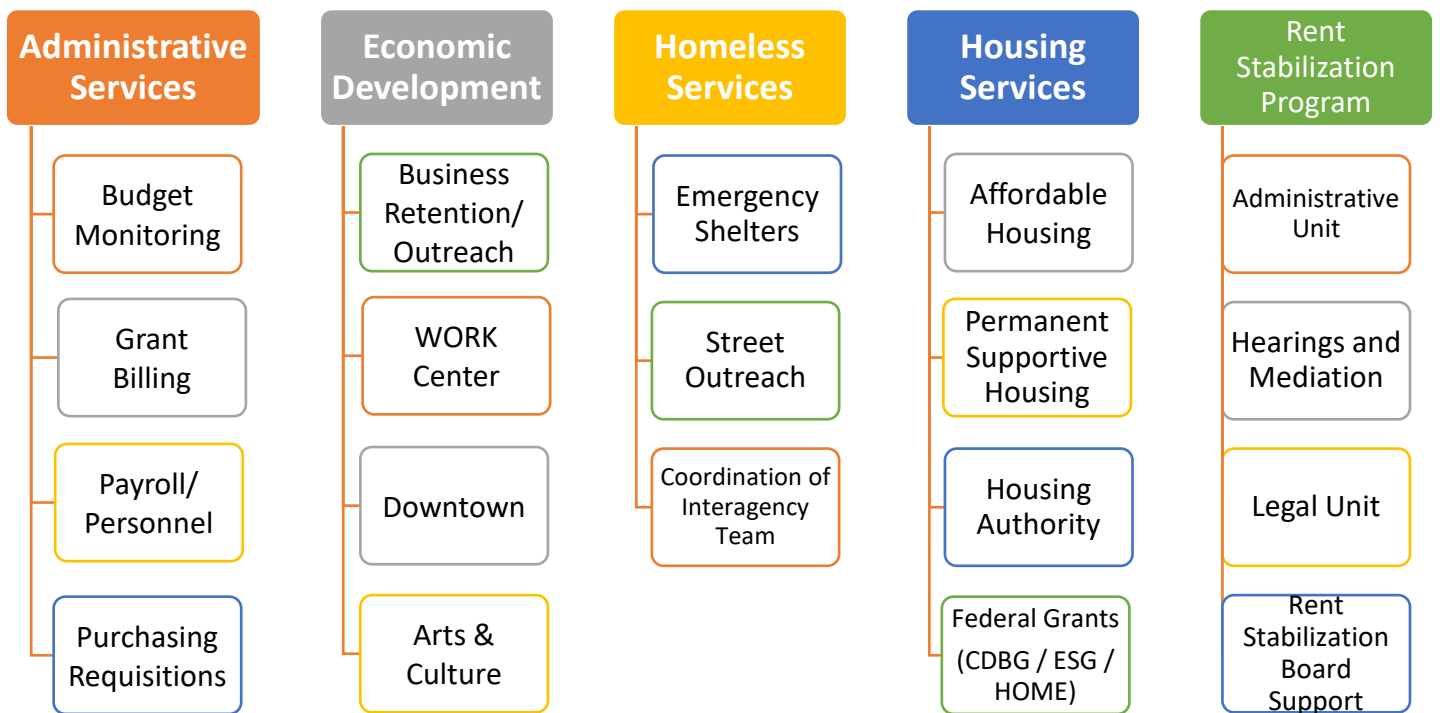
### **Housing Services**

- To deliver a wide range of affordable housing options for low-income residents including tenant-based rental assistance, project-based affordable housing, and homeownership opportunities. The Division also administers funding for capital improvement projects, code enforcement, and housing rehabilitation, as well as grants for various nonprofit organizations and homeless services.



### **Rent Stabilization Program**

- To administer the Rent Stabilization and Just Cause Eviction Ordinance, protect tenants from unreasonable rent increases and unjust evictions and promote rental housing stability, affordability, and habitability for renters



## ***Department Summary***

The Community Development Agency (CDA) is responsible for providing services in the areas of economic development, job training, affordable housing, rent stabilization, parking enterprise and downtown development. CDA also coordinates efforts to address homelessness throughout the City. The Agency plans, develops and administers programs to accomplish the public policy goals of the Santa Ana City Council, and the advisory input from the Community Development Commission, Santa Ana Housing Authority, Workforce Development Board and Rent Stabilization Board.

## ***Accomplishments***

- Administered the REVIVE Resident Stimulus program and distributed \$300 stimulus gift cards to 17,261 residents in low-income census tracts.
- Distributed over \$4.2 million in economic relief grants to downtown businesses impacted by the OC Streetcar construction.
- Assisted over 200 low income youth with interviewing skills, work experience and job placement as part of the Santa Ana Youth Employment Program
- Awarded over \$15 million in State funding to reduce and address homelessness.
- Awarded \$5.2 million for the development of WISEPlace to provide 47 units of permanent supportive housing. The project will provide formerly homeless women with housing and services.
- Established a rental registry database/portal and rental registry fee to support the Rent Stabilization and Just Cause Eviction Program effective July 1, 2023.

# Strategic Priorities



**Financial Stability** Protect and enhance revenue streams while maintaining a healthy reserve balance to provide for the expenditure of funds in support of the long-term priorities of the City's strategic plan.



**Community Safety** Provide a safe environment for residents and visitors while reducing crime and addressing the impacts of homelessness on our quality of life.



**Modern Facilities & Infrastructure** Ensure maintenance and preservation of City facilities and roadways to better serve the population and visitors.



**Efficient City Services** Streamline the methods of providing services to help ensure doing business with the City is easier and more efficient.



**Economic Diversification & Expansion** Enhance economic vitality by growing revenue streams, attracting quality jobs, diverse businesses and desired amenities for residents.

Strategic Plan & Goals For FY 23-24					
Continue business attraction and retention activities that create and retain high-quality jobs for Santa Ana residents.					X
Oversee implementation of the Californians For All Youth Workforce Development Program with employment opportunities in areas of climate, food insecurity and local COVID-19 recovery effort for youth ages 16-30 that are economically disadvantaged and other priority guidelines.					X
Continue administration of Council-approved economic development ARPA programs (Business assistance grants, Artist Grants, Parking Structure Murals).		X	X		X
Continue to operate and oversee a 200-Bed Homeless Navigation Center for individuals experiencing homelessness.		X			
Award an Inter-generational housing development project to provide housing for seniors and transitional aged youth with children.		X			
Submit a HHAP Round 5 application for State Funding to reduce and address homelessness.					X
Apply for Project HomeKey funding through the State of California to convert a motel into affordable and permanent supportive housing.		X			
Apply for new tenant-based vouchers for extremely low-income families, people experiencing homelessness, and target populations (e.g. veterans, foster youth)					X
Provide Down Payment Assistance loans to low- and moderate-income first-time homebuyers					X
Create a Rental Housing Board, Rental Registry, Capital Improvement Petition and Tenant Petition		X			
Complete disposal of remaining Successor Agency property on the Long Range Property Management Plan.	X				

# KEY PERFORMANCE MEASURES

Strategic Priority: Economic Diversification & Expansion

Measure	5-Year Trajectory	FY 21-22 Actual	FY 22-23 Target	FY 23-24 Target
Decrease Unemployment	Modest	3%	3%	3%
Attract & Retain Businesses – Vacancy Rate	Modest	8%	7%	7%
Homeless-Related Response Time	Significant	24 Hours	30 Minutes - 24 Hours (depending upon issue)	30 Minutes - 24 Hours (depending upon issue)
Housing Authority Funding Utilized	Significant	102%	100%	100%
Apply for New Housing Vouchers	N/A	39	25	25
Finance the Development of New Affordable Housing	N/A	N/A	182	173
Provide Down Payment Assistance Loans	N/A	N/A	6	5
Rehabilitate Single-Family and Mobile Homes	N/A	N/A	23	15
Enrollment of Landlords in Rent Stabilization Program	N/A	N/A	N/A	32,450



**This Page Intentionally  
Left Blank**



# Community Development

## REVENUE

Fund	ACTUAL FY 20-21	ACTUAL FY 21-22	ADOPTED FY 22-23	ADOPTED FY 23-24
025 IDB & EZ VOUCHER MONITORING	5,079	5,800	-	3,000
027 PARKING FUND	3,688,637	4,528,794	5,154,430	4,657,310
122 EMERGENCY & HEALTH GRANTS	3,182,383	8,600,088	2,314,590	5,119,960
123 WORKFORCE INVESTMENT ACT	2,443,666	3,000,036	2,404,270	2,648,020
124 ORANGE COUNTY SSA GRANTS	591,710	1,151,184	2,520,790	838,970
130 HOME PROGRAM FEDERAL GRANT	540,699	3,320,008	2,294,400	1,980,040
133 HOUSING AUTHORITY-ISSUER FEE	66,243	74,655	70,000	83,330
135 COMMUNITY DEV BLOCK GRANT	15,889,031	12,618,140	6,571,210	5,568,240
136 HOUSING AUTHORITY-VOUCHER HAP	33,588,064	38,252,817	41,314,540	44,855,750
137 HOUSING AUTHORITY- MAINSTREAM	2,142,454	2,195,598	2,427,940	2,488,540
138 HOUSING AUTHORITY-MS 5	1,423,626	2,173,577	2,357,600	2,894,320
139 HOUSING AUTHORITY-NEW CONSTR	105,096	185,812	244,730	244,730
140 HOUSING AUTHORITY-VOUCHER ADM	3,489,009	3,883,611	4,510,880	4,510,880
142 NSP FEDERAL GRANT	114,811	242,949	-	-
143 CALHOME MFGD HSG LOAN	5,175	5,239	-	-
144 PRISON TO EMPLOYMENT PROGRAM	727,641	1,325,367	-	927,350
145 RENTAL REHABILITATION GRANT	3,319	2,238	-	-
157 HSG ADMIN CARES ACT COVID-19	1,276,185	4,852	-	-
158 SB2 Planning	-	2,676,292	4,357,830	5,024,060
160 HSG HAP CARES ACT COVID-19	1,127,700	-	-	-
170 MS5 HAP CARES ACT COVID-19	205,288	(205,288)	-	-
173 CARES ACT-CDA	909,192	-	-	-
177 EMERGENCY RENTAL ASSISTANCE PG	3,443,795	21,688,817	87,060	-
179 EHV HAP	-	548,705	-	1,725,390
180 EHV ADMIN FEES	-	112,363	111,430	-
182 HOME-ARP PROGRAM	-	16,817	34,130	-
183 ARPA - CA FOR ALL YOUTH WDP	-	-	4,497,520	193,340
185 RENT STABILIZATION	-	-	-	3,245,000
417 INCLUSIONARY HOUSING FEE	3,797,978	6,013,899	71,120	71,500
418 CDA - PEEBLER CAPITAL FUND	22,266	1,303,794	-	-
607 HOUSING AUTHORITY LMIHF	170,606	410,566	770,280	770,280
655 2018 A & B TARB	3,037,966	6,485,489	11,231,650	11,541,790
670 COSA RDA	253,276	152,817	130,000	125,000
671 COSA RDA OBLIGATION RETIREMENT	5,620,072	11,900,374	11,773,130	12,078,270
<b>TOTAL REVENUE</b>	<b>705 87,870,969</b>	<b>132,675,411</b>	<b>105,249,530</b>	<b>111,595,070</b>

# Community Development

## EXPENDITURE

Fund	ACTUAL FY 20-21	ACTUAL FY 21-22	ADOPTED FY 22-23	ADOPTED FY 23-24
011 GENERAL FUND	3,493,649	3,791,000	7,944,600	6,186,710
025 IDB & EZ VOUCHER MONITORING	71,000	-	-	-
027 PARKING FUND	3,348,499	3,509,680	5,154,430	4,914,080
122 EMERGENCY & HEALTH GRANTS	5,369,776	8,558,027	2,314,590	11,326,680
123 WORKFORCE INVESTMENT ACT	2,439,615	3,412,357	2,404,270	2,648,020
124 ORANGE COUNTY SSA GRANTS	587,085	1,144,844	2,520,790	838,970
130 HOME PROGRAM FEDERAL GRANT	201,662	2,132,926	2,294,400	1,605,670
133 HOUSING AUTHORITY-ISSUER FEE	42,442	68,510	130,090	161,960
135 COMMUNITY DEV BLOCK GRANT	16,032,489	12,706,041	6,571,210	5,372,390
136 HOUSING AUTHORITY-VOUCHER HAP	35,170,722	38,310,383	41,314,540	44,405,750
137 HOUSING AUTHORITY- MAINSTREAM	2,142,454	2,195,598	2,427,940	2,938,540
138 HOUSING AUTHORITY-MS 5	753,905	2,896,974	2,357,600	2,857,810
139 HOUSING AUTHORITY-NEW CONSTR	7,218	153,874	244,730	545,250
140 HOUSING AUTHORITY-VOUCHER ADM	1,987,616	3,568,459	4,510,870	4,767,570
142 NSP FEDERAL GRANT	4,202	7,929	-	-
144 PRISON TO EMPLOYMENT PROGRAM	1,035,583	1,017,426	-	927,350
157 HSG ADMIN CARES ACT COVID-19	1,275,761	4,852	-	-
158 SB2 Planning	-	2,665,322	4,357,830	4,994,060
160 HSG HAP CARES ACT COVID-19	1,127,700	-	-	-
170 MS5 HAP CARES ACT COVID-19	774,497	(774,497)	-	-
173 CARES ACT-CDA	909,345	-	-	-
176 CARES ACT-STATE	7,837,395	-	-	-
177 EMERGENCY RENTAL ASSISTANCE PG	3,375,042	21,664,913	87,060	-
179 EHV HAP	-	132,291	-	1,130,290
180 EHV ADMIN FEES	-	83,252	111,420	140,060
181 American Rescue Plan Act	-	7,791,943	579,940	5,462,590
182 HOME-ARP PROGRAM	-	16,817	34,130	2,894,800
183 ARPA - CA FOR ALL YOUTH WDP	-	-	4,497,520	193,340
185 RENT STABILIZATION	-	-	-	2,823,640
417 INCLUSIONARY HOUSING FEE	452,613	1,097,044	1,538,440	1,584,530
418 CDA - PEEBLER CAPITAL FUND	1,340,391	4,473,266	-	-
607 HOUSING AUTHORITY LMIHF	2,950,486	(418,153)	1,979,310	2,035,120
652 2003A SERIES TAX ALLOC BOND	-	-	-	-
654 2011A SERIES TAX ALLOC BOND	9,630	-	-	-
655 2018 A & B TARB	3,063,340	2,951,368	11,231,650	11,541,790

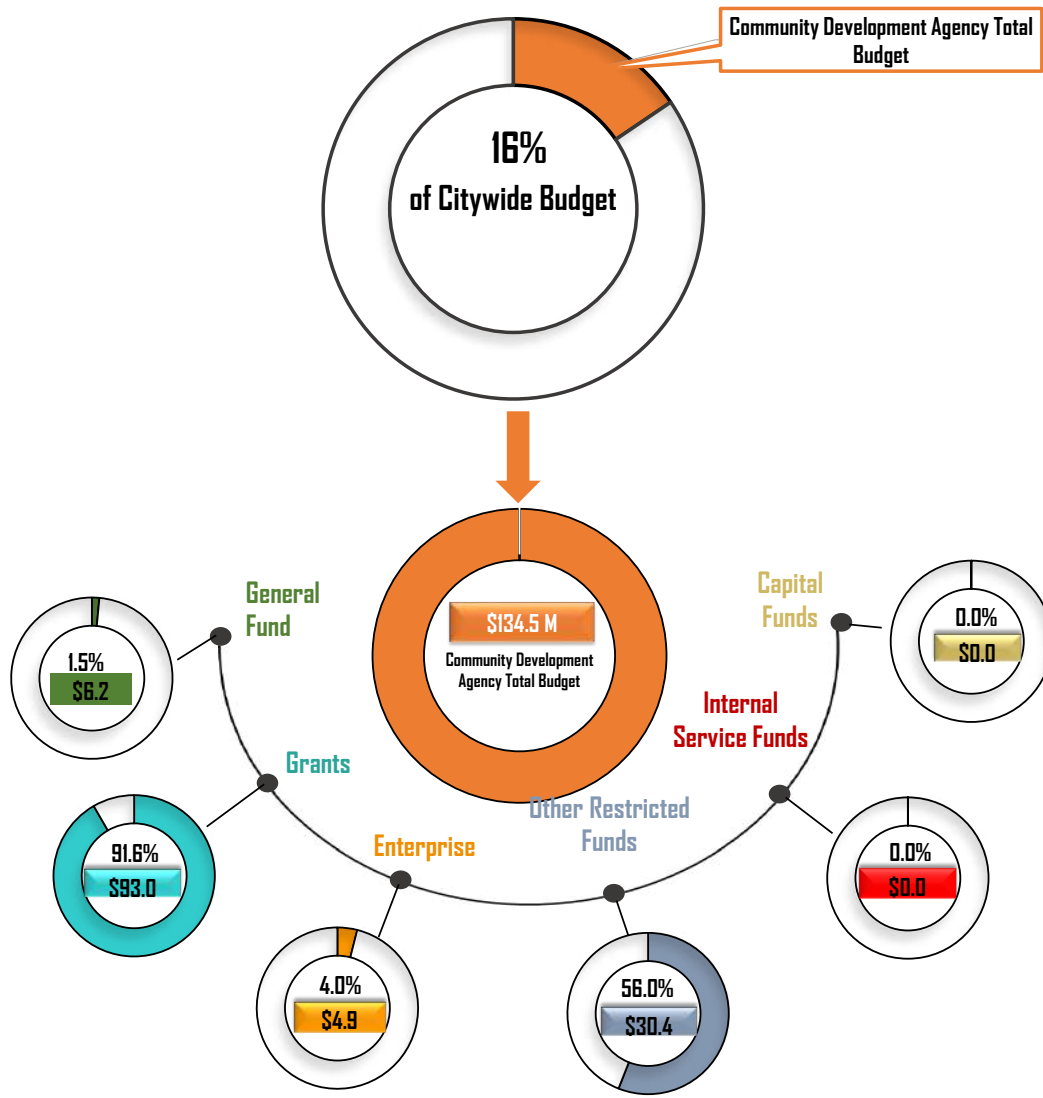
# Community Development

## EXPENDITURE

Fund	ACTUAL FY 20-21	ACTUAL FY 21-22	ADOPTED FY 22-23	ADOPTED FY 23-24
658 2003B SERIES ALLOC BOND	5,514	-	-	-
670 COSA RDA	332,195	78,414	130,200	125,000
671 COSA RDA OBLIGATION RETIREMENT	3,695,119	6,652,973	11,773,130	12,078,270
<b>TOTAL EXPENDITURE</b>	<b>99,836,945</b>	<b>129,893,832</b>	<b>116,510,690</b>	<b>134,500,240</b>



**This Page Intentionally  
Left Blank**





**This Page Intentionally  
Left Blank**

**GENERAL FUND  
DEPARTMENT RESOURCE SUMMARY**

**COMMUNITY DEVELOPMENT**

ACTIVITIES	ACTUAL FY 20-21	ACTUAL FY 21-22	ADOPTED FY 22-23	ADOPTED FY 23-24
<b>EXPENDITURES</b>				
01118017 CDA - SERVICE ENHANCEMENT	910,916	1,111,191	2,750,000	3,836,630
01118810 ECONOMIC DEVELOPMENT	978,090	1,634,996	4,257,830	1,253,120
01118811 HOMELESS SERVICES-SERVICE ENHANCEMENT	748,715	352,104	420,320	547,920
01118812 CDA ADMIN-SERVICE ENHANCEMENT	142,626	240,735	241,450	274,040
01118825 SALES TAX REBATE AGREEMENT	713,303	451,974	275,000	275,000
TOTAL EXPENDITURES	3,493,649	3,791,000	7,944,600	6,186,710
OPERATING EXPENSES	ACTUAL FY 20-21	ACTUAL FY 21-22	ADOPTED FY 22-23	ADOPTED FY 23-24
61000 SALARIES & BENEFITS	838,373	1,050,545	1,275,740	1,420,760
62000 CONTRACTUALS	1,936,694	1,221,071	3,986,820	3,709,110
63000 COMMODITIES	14,449	8,419	29,770	36,250
65000 FIXED CHARGES	183,477	141,351	162,270	167,960
68000 TRANSFERS	0	1,951	0	12,630
69000 MISCELLANEOUS	520,655	1,367,663	2,490,000	840,000
<b>TOTAL</b>	<b>3,493,649</b>	<b>3,791,000</b>	<b>7,944,600</b>	<b>6,186,710</b>

**GENERAL FUND**

COMMUNITY DEVELOPMENT		ACCOUNTING UNIT			
CDA - SERVICE ENHANCEMENT		01118017			
Account Code	LINE ITEM RESOURCES	ACTUAL FY 20-21	ACTUAL FY 21-22	ADOPTED FY 22-23	ADOPTED FY 23-24
61020	Salaries Part-Time	0	5,217	18,280	0
61030	Salaries Participant	0	0	100,000	100,000
61110	Part-Time Retirement	0	196	690	0
61120	Medicare Insurance	0	76	270	0
61180	Worker Compensation Insurance	0	0	0	310
	<b>SUBTOTAL SALARIES &amp; BENEFITS</b>	<b>0</b>	<b>5,488</b>	<b>119,240</b>	<b>100,310</b>
62200	Advertising	0	2,032	0	0
62300	Contract Services-Professional	910,916	959,732	1,885,000	3,135,000
	<b>SUBTOTAL CONTRACTUALS</b>	<b>910,916</b>	<b>961,764</b>	<b>1,885,000</b>	<b>3,135,000</b>
63001	Miscellaneous Operating Expenses	0	0	5,760	10,910
	<b>SUBTOTAL COMMODITIES</b>	<b>0</b>	<b>0</b>	<b>5,760</b>	<b>10,910</b>
65100	Insurance Charges	0	0	0	360
65105	Benefits Overhead	0	0	0	50
	<b>SUBTOTAL FIXED CHARGES</b>	<b>0</b>	<b>0</b>	<b>0</b>	<b>410</b>
69135	Payment to Subagent	0	0	150,000	0
69152	Loans & Grants	0	0	200,000	200,000
69300	Sales Tax Rebate	0	143,939	390,000	390,000
	<b>SUBTOTAL MISCELLANEOUS</b>	<b>0</b>	<b>143,939</b>	<b>740,000</b>	<b>590,000</b>
	<b>TOTAL</b>	<b>910,916</b>	<b>1,111,191</b>	<b>2,750,000</b>	<b>3,836,630</b>



**GENERAL FUND**

COMMUNITY DEVELOPMENT		ACCOUNTING UNIT			
CDA ADMIN-SERVICE ENHANCEMENT		01118812			
Account Code	LINE ITEM RESOURCES	ACTUAL FY 20-21	ACTUAL FY 21-22	ADOPTED FY 22-23	ADOPTED FY 23-24
61000	Salaries Regular	113,570	177,204	173,900	181,450
61010	Salaries Cash Out/Separation	0	655	0	0
61040	Salaries Overtime	633	423	0	0
61100	Retirement-Employer Normal Cost	4,809	7,536	6,030	8,670
61120	Medicare Insurance	1,637	2,556	2,510	2,640
61130	Health Insurance	20,579	35,356	31,900	31,420
61170	Retiree Health Benefits	0	0	870	930
61180	Worker Compensation Insurance	0	4,710	7,090	10,610
	<b>SUBTOTAL SALARIES &amp; BENEFITS</b>	<b>141,228</b>	<b>228,440</b>	<b>222,300</b>	<b>235,720</b>
62010	Communications	572	482	510	2,120
62300	Contract Services-Professional	667	593	710	710
	<b>SUBTOTAL CONTRACTUALS</b>	<b>1,239</b>	<b>1,075</b>	<b>1,220</b>	<b>2,830</b>
63001	Miscellaneous Operating Expenses	159	1,160	1,000	1,000
	<b>SUBTOTAL COMMODITIES</b>	<b>159</b>	<b>1,160</b>	<b>1,000</b>	<b>1,000</b>
65040	IT Maintenance Charge	0	4,610	7,250	7,960
65100	Insurance Charges	0	5,170	8,440	12,090
65105	Benefits Overhead	0	280	1,240	1,840
	<b>SUBTOTAL FIXED CHARGES</b>	<b>0</b>	<b>10,060</b>	<b>16,930</b>	<b>21,890</b>
68001	POB Misc Xfer to Fund 406	0	0	0	12,600
	<b>SUBTOTAL TRANSFERS</b>	<b>0</b>	<b>0</b>	<b>0</b>	<b>12,600</b>
	<b>TOTAL</b>	<b>142,626</b>	<b>240,735</b>	<b>241,450</b>	<b>274,040</b>

**GENERAL FUND**

COMMUNITY DEVELOPMENT		ACCOUNTING UNIT			
ECONOMIC DEVELOPMENT		01118810			
Account Code	LINE ITEM RESOURCES	ACTUAL FY 20-21	ACTUAL FY 21-22	ADOPTED FY 22-23	ADOPTED FY 23-24
61000	Salaries Regular	400,623	432,825	534,560	566,700
61010	Salaries Cash Out/Separation	0	8,336	0	0
61020	Salaries Part-Time	18,511	23,973	30,050	20,640
61040	Salaries Overtime	870	548	0	0
61100	Retirement-Employer Normal Cost	23,993	27,747	34,060	39,150
61102	Retirement- Employer Unfunded- Miscellaneous	0	29,349	0	840
61110	Part-Time Retirement	143	217	0	770
61120	Medicare Insurance	5,903	6,712	8,160	8,210
61130	Health Insurance	55,014	63,653	91,120	81,180
61170	Retiree Health Benefits	1,491	1,662	1,990	2,050
61180	Worker Compensation Insurance	47,996	33,319	26,740	27,340
	<b>SUBTOTAL SALARIES &amp; BENEFITS</b>	<b>554,545</b>	<b>628,341</b>	<b>726,680</b>	<b>746,880</b>
62010	Communications	4,520	2,629	4,500	4,760
62012	Cellular Phone Charges	1,899	1,698	2,000	2,000
62120	Training, Transportation, Meetings	5,455	5,731	27,200	27,200
62140	Membership, Subscription & Dues	17,764	8,644	44,100	14,100
62200	Advertising	1,875	1,329	23,000	23,000
62300	Contract Services-Professional	193,042	54,760	1,784,040	284,040
62302	Contracted Vendor Personnel Services	600	2,000	4,200	4,200
62400	Auditor Fee	160	974	0	0
62500	Rent Payments	13,340	14,890	0	0
62600	Parking Validation	1,883	469	1,500	1,500
62700	Auto Expense	6,000	40	0	0
	<b>SUBTOTAL CONTRACTUALS</b>	<b>246,538</b>	<b>93,164</b>	<b>1,890,540</b>	<b>360,800</b>
63001	Miscellaneous Operating Expenses	13,745	5,487	20,810	22,140
63300	Gas & Diesel	0	31	0	0
	<b>SUBTOTAL COMMODITIES</b>	<b>13,745</b>	<b>5,519</b>	<b>20,810</b>	<b>22,140</b>
65000	Building Rental	68,800	52,420	63,760	63,760
65010	Rental City Equipment	0	1,011	0	0
65012	Accident Repair & Replacement	0	28	0	0
65040	IT Maintenance Charge	32,492	20,318	19,520	23,610
65100	Insurance Charges	54,916	32,807	31,840	31,160
65105	Benefits Overhead	2,300	1,286	4,680	4,740
65210	Delivery Charges	1,749	1,401	0	0
	<b>SUBTOTAL FIXED CHARGES</b>	<b>160,257</b>	<b>109,271</b>	<b>119,800</b>	<b>123,270</b>
68001	POB Misc Xfer to Fund 406	0	1,951	0	30
	<b>SUBTOTAL TRANSFERS</b>	<b>0</b>	<b>1,951</b>	<b>0</b>	<b>30</b>
69143	Transportation Pass for Partic	0	2,970	0	0
69152	Loans & Grants	3,006	793,780	1,500,000	0
	<b>SUBTOTAL MISCELLANEOUS</b>	<b>3,006</b>	<b>796,750</b>	<b>1,500,000</b>	<b>0</b>
	<b>TOTAL</b>	<b>978,090</b>	<b>1,634,996</b>	<b>4,257,830</b>	<b>1,253,120</b>

**GENERAL FUND**

<b>COMMUNITY DEVELOPMENT</b>		<b>ACCOUNTING UNIT</b>			
<b>HOMELESS SERVICES-SERVICE ENHANCEMENT</b>		<b>01118811</b>			
<b>Account Code</b>	<b>LINE ITEM RESOURCES</b>	<b>ACTUAL FY 20-21</b>	<b>ACTUAL FY 21-22</b>	<b>ADOPTED FY 22-23</b>	<b>ADOPTED FY 23-24</b>
61000	Salaries Regular	114,400	153,665	166,150	171,560
61010	Salaries Cash Out/Separation	0	0	0	120,190
61100	Retirement-Employer Normal Cost	5,378	5,957	5,240	7,770
61120	Medicare Insurance	1,608	2,159	2,410	2,470
61130	Health Insurance	10,276	14,383	25,080	25,080
61170	Retiree Health Benefits	469	1,421	1,500	1,580
61180	Worker Compensation Insurance	10,470	10,690	7,140	9,200
	<b>SUBTOTAL SALARIES &amp; BENEFITS</b>	<b>142,601</b>	<b>188,276</b>	<b>207,520</b>	<b>337,850</b>
62010	Communications	728	478	730	1,150
62012	Cellular Phone Charges	635	571	630	630
62120	Training, Transportation, Meetings	0	0	7,500	7,500
62140	Membership, Subscription & Dues	68	0	70	70
62300	Contract Services-Professional	580,917	139,014	176,130	176,130
62500	Rent Payments	0	5	0	0
	<b>SUBTOTAL CONTRACTUALS</b>	<b>582,348</b>	<b>140,068</b>	<b>185,060</b>	<b>185,480</b>
63001	Miscellaneous Operating Expenses	546	1,740	2,200	2,200
	<b>SUBTOTAL COMMODITIES</b>	<b>546</b>	<b>1,740</b>	<b>2,200</b>	<b>2,200</b>
65000	Building Rental	5,000	3,810	4,630	4,630
65040	IT Maintenance Charge	6,020	5,760	11,160	5,690
65100	Insurance Charges	11,390	11,740	8,500	10,480
65105	Benefits Overhead	510	410	1,250	1,590
65210	Delivery Charges	300	300	0	0
	<b>SUBTOTAL FIXED CHARGES</b>	<b>23,220</b>	<b>22,020</b>	<b>25,540</b>	<b>22,390</b>
	<b>TOTAL</b>	<b>748,715</b>	<b>352,104</b>	<b>420,320</b>	<b>547,920</b>

**GENERAL FUND**

**COMMUNITY DEVELOPMENT**

**ACCOUNTING UNIT**

**SALES TAX REBATE AGREEMENT**

**01118825**

<b>Account Code</b>	<b>LINE ITEM RESOURCES</b>	<b>ACTUAL FY 20-21</b>	<b>ACTUAL FY 21-22</b>	<b>ADOPTED FY 22-23</b>	<b>ADOPTED FY 23-24</b>
62300	Contract Services-Professional	195,654	25,000	25,000	25,000
	<b>SUBTOTAL CONTRACTUALS</b>	<b>195,654</b>	<b>25,000</b>	<b>25,000</b>	<b>25,000</b>
69300	Sales Tax Rebate	517,649	426,974	250,000	250,000
	<b>SUBTOTAL MISCELLANEOUS</b>	<b>517,649</b>	<b>426,974</b>	<b>250,000</b>	<b>250,000</b>
	<b>TOTAL</b>	<b>713,303</b>	<b>451,974</b>	<b>275,000</b>	<b>275,000</b>

**IDB & EZ VOUCHER MONITORING  
DEPARTMENT RESOURCE SUMMARY**

**COMMUNITY DEVELOPMENT**

<b>ACTIVITIES</b>		<b>ACTUAL FY 20-21</b>	<b>ACTUAL FY 21-22</b>	<b>ADOPTED FY 22-23</b>	<b>ADOPTED FY 23-24</b>
<b>REVENUES</b>					
57000	Expense Reimbursement	2,643	2,811	0	0
58000	Earning On Investments	2,436	2,989	0	3,000
	<b>TOTAL REVENUES</b>	5,079	5,800	0	3,000
<b>EXPENDITURES</b>					
02518820	ENTERPRISE ZONE	71,000	0	0	0
	<b>TOTAL EXPENDITURES</b>	71,000	0	0	0
<b>OPERATING EXPENSES</b>		<b>ACTUAL FY 20-21</b>	<b>ACTUAL FY 21-22</b>	<b>ADOPTED FY 22-23</b>	<b>ADOPTED FY 23-24</b>
62000	CONTRACTUALS	71,000	0	0	0
	<b>TOTAL</b>	<b>71,000</b>	<b>0</b>	<b>0</b>	<b>0</b>

**IDB & EZ VOUCHER MONITORING**

COMMUNITY DEVELOPMENT		ACCOUNTING UNIT			
CDA SPECIAL REVENUE		02518002			
Account Code	LINE ITEM RESOURCES	ACTUAL FY 20-21	ACTUAL FY 21-22	ADOPTED FY 22-23	ADOPTED FY 23-24
57000	Expense Reimbursement	2,643	2,811	0	0
58000	Earning On Investments	2,436	2,989	0	3,000
	<b>SUBTOTAL REVENUES</b>	<b>5,079</b>	<b>5,800</b>	<b>0</b>	<b>3,000</b>
	<b>TOTAL</b>	<b>5,079</b>	<b>5,800</b>	<b>0</b>	<b>3,000</b>

**IDB & EZ VOUCHER MONITORING**

<b>COMMUNITY DEVELOPMENT</b>		<b>ACCOUNTING UNIT</b>			
<b>ENTERPRISE ZONE</b>		<b>02518820</b>			
Account Code	LINE ITEM RESOURCES	ACTUAL FY 20-21	ACTUAL FY 21-22	ADOPTED FY 22-23	ADOPTED FY 23-24
62500	Rent Payments	71,000	0	0	0
	<b>SUBTOTAL CONTRACTUALS</b>	<b>71,000</b>	<b>0</b>	<b>0</b>	<b>0</b>
	<b>TOTAL</b>	<b>71,000</b>	<b>0</b>	<b>0</b>	<b>0</b>

**PARKING FUND  
DEPARTMENT RESOURCE SUMMARY**

**COMMUNITY DEVELOPMENT**

ACTIVITIES	ACTUAL FY 20-21	ACTUAL FY 21-22	ADOPTED FY 22-23	ADOPTED FY 23-24
<b>REVENUES</b>				
53800 Parking Fees	229	21,521	0	0
53804 Parking Meter & Facilities Revenue	1,423,808	1,598,318	900,000	1,463,780
53903 Broadway Structure	427,843	529,133	321,300	0
53904 Spurgeon Structure	304,247	523,631	304,650	468,290
53905 Birch Structure	365,005	468,988	296,860	427,860
53906 Main Structure	228,639	311,875	150,000	272,790
55000 Parking Fines	532,548	234,509	278,620	125,510
57990 Miscellaneous Income	6,302	44,703	29,960	29,960
58000 Earning On Investments	16	7,117	0	6,800
59000-011 Transfer From Fund 011	400,000	789,000	2,873,040	1,862,320
<b>TOTAL REVENUES</b>	<b>3,688,637</b>	<b>4,528,794</b>	<b>5,154,430</b>	<b>4,657,310</b>
<b>EXPENDITURES</b>				
02718131 PARKING METER	1,233,794	1,305,731	1,700,860	1,715,390
02718132 PARKING FACILITIES	1,185,070	1,409,286	2,528,570	2,132,030
02718133 DOWNTOWN ENHANCEMENTS	929,634	794,664	925,000	1,066,660
<b>TOTAL EXPENDITURES</b>	<b>3,348,499</b>	<b>3,509,680</b>	<b>5,154,430</b>	<b>4,914,080</b>
OPERATING EXPENSES	ACTUAL FY 20-21	ACTUAL FY 21-22	ADOPTED FY 22-23	ADOPTED FY 23-24
61000 SALARIES & BENEFITS	1,033,821	1,082,919	1,054,310	1,070,880
62000 CONTRACTUALS	2,002,936	2,064,174	3,742,570	3,479,720
63000 COMMODITIES	29,419	33,478	53,900	52,400
65000 FIXED CHARGES	281,872	302,089	252,650	271,840
67000 DEBT SERVICE	0	26,569	51,000	38,740
68000 TRANSFERS	451	451	0	500
<b>TOTAL</b>	<b>3,348,499</b>	<b>3,509,680</b>	<b>5,154,430</b>	<b>4,914,080</b>



**PARKING FUND**

COMMUNITY DEVELOPMENT		ACCOUNTING UNIT			
PARKING OPERATIONS		02718002			
Account Code	LINE ITEM RESOURCES	ACTUAL FY 20-21	ACTUAL FY 21-22	ADOPTED FY 22-23	ADOPTED FY 23-24
53800	Parking Fees	229	21,521	0	0
53804	Parking Meter & Facilities Revenue	1,423,808	1,598,318	900,000	1,463,780
53903	Broadway Structure	427,843	529,133	321,300	0
53904	Spurgeon Structure	304,247	523,631	304,650	468,290
53905	Birch Structure	365,005	468,988	296,860	427,860
53906	Main Structure	228,639	311,875	150,000	272,790
55000	Parking Fines	532,548	234,509	278,620	125,510
57990	Miscellaneous Income	6,302	44,703	29,960	29,960
58000	Earning On Investments	16	7,117	0	6,800
59000	Transfer From Fund 011	400,000	789,000	2,873,040	1,862,320
	<b>SUBTOTAL REVENUES</b>	<b>3,688,637</b>	<b>4,528,794</b>	<b>5,154,430</b>	<b>4,657,310</b>
	<b>TOTAL</b>	<b>3,688,637</b>	<b>4,528,794</b>	<b>5,154,430</b>	<b>4,657,310</b>

**PARKING FUND**

COMMUNITY DEVELOPMENT		ACCOUNTING UNIT			
PARKING METER		02718131			
Account Code	LINE ITEM RESOURCES	ACTUAL FY 20-21	ACTUAL FY 21-22	ADOPTED FY 22-23	ADOPTED FY 23-24
61000	Salaries Regular	491,832	506,981	532,070	552,070
61010	Salaries Cash Out/Separation	0	70	0	0
61040	Salaries Overtime	660	1,805	10,000	10,000
61100	Retirement-Employer Normal Cost	27,743	24,849	26,700	34,690
61102	Retirement- Employer Unfunded- Miscellaneous	140,355	146,789	73,940	50,400
61120	Medicare Insurance	7,036	7,233	7,700	7,810
61130	Health Insurance	111,332	123,167	140,040	147,080
61170	Retiree Health Benefits	3,736	8,156	4,230	80
61180	Worker Compensation Insurance	34,470	29,770	30,680	30,350
	<b>SUBTOTAL SALARIES &amp; BENEFITS</b>	<b>817,165</b>	<b>848,819</b>	<b>825,360</b>	<b>832,480</b>
62000	Utilities	939	769	770	770
62010	Communications	696	1,828	2,100	8,140
62012	Cellular Phone Charges	1,570	1,744	2,000	2,000
62120	Training, Transportation, Meetings	0	0	1,000	1,000
62140	Membership, Subscription & Dues	102	0	200	200
62251	Other Agency Services	0	0	1,000	1,000
62300	Contract Services-Professional	195,234	224,013	583,210	583,210
62322	Maintenance & Repair Machinery	0	0	1,000	1,000
62337	Contract Services-Bush Parking Lot	5,276	1,661	5,600	5,600
	<b>SUBTOTAL CONTRACTUALS</b>	<b>203,817</b>	<b>230,014</b>	<b>596,880</b>	<b>602,920</b>
63001	Miscellaneous Operating Expenses	20,257	11,310	30,350	30,350
63300	Gas & Diesel	3,044	7,136	4,000	4,000
	<b>SUBTOTAL COMMODITIES</b>	<b>23,301</b>	<b>18,446</b>	<b>34,350</b>	<b>34,350</b>
65010	Rental City Equipment	19,970	19,968	20,660	13,590
65011	Equipment Replacement Charges	13,820	13,812	3,850	8,250
65012	Accident Repair & Replacement	530	528	250	250
65020	City Yard Rental	13,760	13,760	13,760	16,590
65040	IT Maintenance Charge	49,400	40,590	39,710	40,390
65100	Insurance Charges	36,740	32,680	36,530	34,580
65105	Benefits Overhead	1,770	2,060	5,380	5,260
65210	Delivery Charges	680	680	0	0
65400	Indirect Costs	52,390	61,432	80,880	93,450
	<b>SUBTOTAL FIXED CHARGES</b>	<b>189,060</b>	<b>185,510</b>	<b>201,020</b>	<b>212,360</b>
67200	Principal-Leases	0	0	500	0
67301	POB Principal-Misc	0	0	15,130	5,190
67311	POB Interest - Misc	0	22,491	27,620	27,590
	<b>SUBTOTAL DEBT SERVICE</b>	<b>0</b>	<b>22,491</b>	<b>43,250</b>	<b>32,780</b>
68000	Transfer to Fund 051	451	451	0	500
	<b>SUBTOTAL TRANSFERS</b>	<b>451</b>	<b>451</b>	<b>0</b>	<b>500</b>
	<b>TOTAL</b>	<b>1,233,794</b>	<b>1,305,731</b>	<b>1,700,860</b>	<b>1,715,390</b>

**PARKING FUND**

COMMUNITY DEVELOPMENT		ACCOUNTING UNIT			
PARKING FACILITIES		02718132			
Account Code	LINE ITEM RESOURCES	ACTUAL FY 20-21	ACTUAL FY 21-22	ADOPTED FY 22-23	ADOPTED FY 23-24
61000	Salaries Regular	2,153	117	7,150	9,200
61100	Retirement-Employer Normal Cost	88	6	230	420
61102	Retirement- Employer Unfunded- Miscellaneous	444	399	230	120
61120	Medicare Insurance	30	2	100	130
61130	Health Insurance	367	34	1,260	1,030
61170	Retiree Health Benefits	0	0	70	80
61180	Worker Compensation Insurance	5,920	5,230	130	10
	<b>SUBTOTAL SALARIES &amp; BENEFITS</b>	<b>9,001</b>	<b>5,786</b>	<b>9,170</b>	<b>10,990</b>
62010	Communications	0	0	0	1,200
62140	Membership, Subscription & Dues	34	0	0	0
62251	Other Agency Services	1,017	1,029	1,100	1,100
62300	Contract Services-Professional	0	8,701	50,000	300,000
62333	Contract Services-Broadway Structure	402,644	423,961	650,000	0
62334	Contract Services-Spurgeon Structure	227,351	347,879	640,000	640,000
62335	Contract Services-Birch Structure	238,924	314,702	520,000	520,000
62336	Contract Services-Main Structure	287,013	281,927	640,000	640,000
	<b>SUBTOTAL CONTRACTUALS</b>	<b>1,156,983</b>	<b>1,378,200</b>	<b>2,501,100</b>	<b>2,102,300</b>
63001	Miscellaneous Operating Expenses	6,117	12,905	11,050	11,050
	<b>SUBTOTAL COMMODITIES</b>	<b>6,117</b>	<b>12,905</b>	<b>11,050</b>	<b>11,050</b>
65040	IT Maintenance Charge	6,020	6,050	5,860	5,970
65100	Insurance Charges	6,310	5,740	160	10
65105	Benefits Overhead	300	410	20	0
65210	Delivery Charges	110	110	0	0
65400	Indirect Costs	229	14	1,070	1,600
	<b>SUBTOTAL FIXED CHARGES</b>	<b>12,969</b>	<b>12,324</b>	<b>7,110</b>	<b>7,580</b>
67301	POB Principal-Misc	0	0	50	20
67311	POB Interest - Misc	0	71	90	90
	<b>SUBTOTAL DEBT SERVICE</b>	<b>0</b>	<b>71</b>	<b>140</b>	<b>110</b>
	<b>TOTAL</b>	<b>1,185,070</b>	<b>1,409,286</b>	<b>2,528,570</b>	<b>2,132,030</b>

**PARKING FUND**

COMMUNITY DEVELOPMENT		ACCOUNTING UNIT			
DOWNTOWN ENHANCEMENTS		02718133			
Account Code	LINE ITEM RESOURCES	ACTUAL FY 20-21	ACTUAL FY 21-22	ADOPTED FY 22-23	ADOPTED FY 23-24
61000	Salaries Regular	122,544	129,916	155,330	162,860
61040	Salaries Overtime	915	1,004	10,000	10,000
61100	Retirement-Employer Normal Cost	4,942	5,038	5,040	7,560
61102	Retirement- Employer Unfunded- Miscellaneous	25,003	22,449	13,170	10,200
61120	Medicare Insurance	1,671	1,791	2,150	2,320
61130	Health Insurance	21,390	22,466	26,340	26,590
61170	Retiree Health Benefits	0	0	100	100
61180	Worker Compensation Insurance	31,190	45,650	7,650	7,780
	<b>SUBTOTAL SALARIES &amp; BENEFITS</b>	<b>207,655</b>	<b>228,314</b>	<b>219,780</b>	<b>227,410</b>
62000	Utilities	13,910	13,831	15,000	15,000
62010	Communications	510	479	600	1,260
62012	Cellular Phone Charges	635	567	700	700
62120	Training, Transportation, Meetings	0	27	0	0
62140	Membership, Subscription & Dues	0	0	300	300
62200	Advertising	1,705	0	1,500	1,500
62300	Contract Services-Professional	625,376	441,057	626,490	755,740
	<b>SUBTOTAL CONTRACTUALS</b>	<b>642,136</b>	<b>455,961</b>	<b>644,590</b>	<b>774,500</b>
63001	Miscellaneous Operating Expenses	0	2,127	7,000	7,000
63300	Gas & Diesel	0	0	1,500	0
	<b>SUBTOTAL COMMODITIES</b>	<b>0</b>	<b>2,127</b>	<b>8,500</b>	<b>7,000</b>
65010	Rental City Equipment	5,200	5,196	4,650	6,330
65011	Equipment Replacement Charges	1,340	1,332	0	0
65012	Accident Repair & Replacement	140	132	140	0
65040	IT Maintenance Charge	24,100	28,790	5,580	6,260
65100	Insurance Charges	33,240	50,120	9,100	8,860
65105	Benefits Overhead	1,600	1,770	1,340	1,350
65210	Delivery Charges	1,100	1,100	0	0
65400	Indirect Costs	13,124	15,815	23,710	29,100
	<b>SUBTOTAL FIXED CHARGES</b>	<b>79,844</b>	<b>104,255</b>	<b>44,520</b>	<b>51,900</b>
67301	POB Principal-Misc	0	0	2,690	930
67311	POB Interest - Misc	0	4,007	4,920	4,920
	<b>SUBTOTAL DEBT SERVICE</b>	<b>0</b>	<b>4,007</b>	<b>7,610</b>	<b>5,850</b>
	<b>TOTAL</b>	<b>929,634</b>	<b>794,664</b>	<b>925,000</b>	<b>1,066,660</b>

**EMERGENCY & HEALTH GRANTS  
DEPARTMENT RESOURCE SUMMARY**

**COMMUNITY DEVELOPMENT**

ACTIVITIES		ACTUAL FY 20-21	ACTUAL FY 21-22	ADOPTED FY 22-23	ADOPTED FY 23-24
<b>REVENUES</b>					
52025	State Grants-Direct	2,144,077	8,558,027	2,314,590	2,546,480
52029	State Grants-Direct COVID	1,158,916	0	0	0
58000	Earning On Investments	11,294	6,858	0	12,000
58002	Net Increase (Decrease) In Fai	(199,038)	0	0	0
58006	Interest Earned on Advanced Received	1,898	2	0	0
58007	Interest Earned on Advanced Received- 8M	65,236	16,810	0	5,000
58008	Interest Earned on Advanced Received- 4M	0	18,390	0	10,000
59011	Reserve Appropriation	0	0	0	2,546,480
	<b>TOTAL REVENUES</b>	<b>3,182,383</b>	<b>8,600,088</b>	<b>2,314,590</b>	<b>5,119,960</b>
<b>EXPENDITURES</b>					
12218700	HEAP Grant	2,066,783	0	0	0
12218710	HHAP COVID-19	1,158,916	0	0	0
12218715	HHAP GRANT	2,144,077	5,043,068	256,520	440,800
12218716	HHAP-2 GRANT	0	0	0	951,750
12218717	HHAP-3 Grant	0	0	2,058,070	4,841,170
12218718	HHAP-4 Grant	0	0	0	5,092,960
	<b>TOTAL EXPENDITURES</b>	<b>5,369,776</b>	<b>5,043,068</b>	<b>2,314,590</b>	<b>11,326,680</b>
OPERATING EXPENSES		ACTUAL FY 20-21	ACTUAL FY 21-22	ADOPTED FY 22-23	ADOPTED FY 23-24
61000	SALARIES & BENEFITS	161,425	89,782	218,220	517,910
62000	CONTRACTUALS	307,014	95,591	0	216,120
63000	COMMODITIES	1,422	423	0	0
65000	FIXED CHARGES	11,781	8,959	37,490	86,050
66000	CAPITAL	2,293,648	4,548,105	0	103,000
68000	TRANSFERS	0	208	810	10,270
69000	MISCELLANEOUS	2,594,486	300,000	2,058,070	10,393,330
	<b>TOTAL</b>	<b>5,369,776</b>	<b>5,043,068</b>	<b>2,314,590</b>	<b>11,326,680</b>

**EMERGENCY & HEALTH GRANTS**

COMMUNITY DEVELOPMENT		ACCOUNTING UNIT			
HHAP COVID-19		12218710			
Account Code	LINE ITEM RESOURCES	ACTUAL FY 20-21	ACTUAL FY 21-22	ADOPTED FY 22-23	ADOPTED FY 23-24
62300	Contract Services-Professional	256,792	0	0	0
	<b>SUBTOTAL CONTRACTUALS</b>	<b>256,792</b>	<b>0</b>	<b>0</b>	<b>0</b>
63001	Miscellaneous Operating Expenses	1,229	0	0	0
	<b>SUBTOTAL COMMODITIES</b>	<b>1,229</b>	<b>0</b>	<b>0</b>	<b>0</b>
66200	Buildings & Building Improvements	26,657	0	0	0
	<b>SUBTOTAL CAPITAL</b>	<b>26,657</b>	<b>0</b>	<b>0</b>	<b>0</b>
69135	Payment to Subagent	874,239	0	0	0
	<b>SUBTOTAL MISCELLANEOUS</b>	<b>874,239</b>	<b>0</b>	<b>0</b>	<b>0</b>
	<b>TOTAL</b>	<b>1,158,916</b>	<b>0</b>	<b>0</b>	<b>0</b>

**EMERGENCY & HEALTH GRANTS**

COMMUNITY DEVELOPMENT		ACCOUNTING UNIT			
HHAP GRANT		12218715			
Account Code	LINE ITEM RESOURCES	ACTUAL FY 20-21	ACTUAL FY 21-22	ADOPTED FY 22-23	ADOPTED FY 23-24
61000	Salaries Regular	12,080	46,581	151,520	184,450
61010	Salaries Cash Out/Separation	0	956	0	0
61020	Salaries Part-Time	2,661	17,579	0	0
61040	Salaries Overtime	933	10,010	0	0
61100	Retirement-Employer Normal Cost	525	3,870	11,870	21,590
61102	Retirement- Employer Unfunded- Miscellaneous	2,655	3,740	1,400	21,700
61110	Part-Time Retirement	100	656	0	0
61120	Medicare Insurance	216	762	2,200	2,670
61130	Health Insurance	1,550	5,628	44,430	44,340
61180	Worker Compensation Insurance	0	0	6,800	3,840
	<b>SUBTOTAL SALARIES &amp; BENEFITS</b>	<b>20,719</b>	<b>89,782</b>	<b>218,220</b>	<b>278,590</b>
62010	Communications	67	899	0	2,120
62120	Training, Transportation, Meetings	0	3,308	0	0
62300	Contract Services-Professional	10,175	91,005	0	0
62302	Contracted Vendor Personnel Services	0	280	0	0
62700	Auto Expense	0	100	0	0
	<b>SUBTOTAL CONTRACTUALS</b>	<b>10,242</b>	<b>95,591</b>	<b>0</b>	<b>2,120</b>
63001	Miscellaneous Operating Expenses	21	423	0	0
	<b>SUBTOTAL COMMODITIES</b>	<b>21</b>	<b>423</b>	<b>0</b>	<b>0</b>
65040	IT Maintenance Charge	0	0	5,580	10,520
65100	Insurance Charges	0	0	8,110	4,380
65105	Benefits Overhead	0	0	1,190	670
65400	Indirect Costs	1,666	8,959	22,610	31,250
	<b>SUBTOTAL FIXED CHARGES</b>	<b>1,666</b>	<b>8,959</b>	<b>37,490</b>	<b>46,820</b>
66200	Buildings & Building Improvements	1,118,359	4,548,105	0	0
66410	Vehicle Purchase	0	0	0	103,000
	<b>SUBTOTAL CAPITAL</b>	<b>1,118,359</b>	<b>4,548,105</b>	<b>0</b>	<b>103,000</b>
68001	POB Misc Xfer to Fund 406	0	208	810	10,270
	<b>SUBTOTAL TRANSFERS</b>	<b>0</b>	<b>208</b>	<b>810</b>	<b>10,270</b>
69135	Payment to Subagent	993,069	300,000	0	0
	<b>SUBTOTAL MISCELLANEOUS</b>	<b>993,069</b>	<b>300,000</b>	<b>0</b>	<b>0</b>
	<b>TOTAL</b>	<b>2,144,077</b>	<b>5,043,068</b>	<b>256,520</b>	<b>440,800</b>

**EMERGENCY & HEALTH GRANTS**

COMMUNITY DEVELOPMENT		ACCOUNTING UNIT			
HHAP-2 GRANT		12218716			
Account Code	LINE ITEM RESOURCES	ACTUAL FY 20-21	ACTUAL FY 21-22	ADOPTED FY 22-23	ADOPTED FY 23-24
61000	Salaries Regular	0	0	0	239,310
61180	Worker Compensation Insurance	0	0	0	10
	<b>SUBTOTAL SALARIES &amp; BENEFITS</b>	<b>0</b>	<b>0</b>	<b>0</b>	<b>239,320</b>
62300	Contract Services-Professional	0	0	0	156,630
	<b>SUBTOTAL CONTRACTUALS</b>	<b>0</b>	<b>0</b>	<b>0</b>	<b>156,630</b>
65100	Insurance Charges	0	0	0	10
65105	Benefits Overhead	0	0	0	10
65400	Indirect Costs	0	0	0	39,210
	<b>SUBTOTAL FIXED CHARGES</b>	<b>0</b>	<b>0</b>	<b>0</b>	<b>39,230</b>
69011	Reserve Appropriation	0	0	0	318,510
69135	Payment to Subagent	0	0	0	198,060
	<b>SUBTOTAL MISCELLANEOUS</b>	<b>0</b>	<b>0</b>	<b>0</b>	<b>516,570</b>
	<b>TOTAL</b>	<b>0</b>	<b>0</b>	<b>0</b>	<b>951,750</b>



**EMERGENCY & HEALTH GRANTS**

COMMUNITY DEVELOPMENT		ACCOUNTING UNIT			
HHAP-3 Grant		12218717			
Account Code	LINE ITEM RESOURCES	ACTUAL FY 20-21	ACTUAL FY 21-22	ADOPTED FY 22-23	ADOPTED FY 23-24
62300	Contract Services-Professional	0	0	0	57,370
	<b>SUBTOTAL CONTRACTUALS</b>	<b>0</b>	<b>0</b>	<b>0</b>	<b>57,370</b>
69011	Reserve Appropriation	0	0	2,058,070	4,783,800
	<b>SUBTOTAL MISCELLANEOUS</b>	<b>0</b>	<b>0</b>	<b>2,058,070</b>	<b>4,783,800</b>
	<b>TOTAL</b>	<b>0</b>	<b>0</b>	<b>2,058,070</b>	<b>4,841,170</b>

**EMERGENCY & HEALTH GRANTS**

<b>COMMUNITY DEVELOPMENT</b>		<b>ACCOUNTING UNIT</b>			
<b>HHAP-4 Grant</b>		<b>12218718</b>			
Account Code	LINE ITEM RESOURCES	ACTUAL FY 20-21	ACTUAL FY 21-22	ADOPTED FY 22-23	ADOPTED FY 23-24
69011	Reserve Appropriation	0	0	0	5,092,960
	<b>SUBTOTAL MISCELLANEOUS</b>	<b>0</b>	<b>0</b>	<b>0</b>	<b>5,092,960</b>
	<b>TOTAL</b>	<b>0</b>	<b>0</b>	<b>0</b>	<b>5,092,960</b>

**EMERGENCY & HEALTH GRANTS**

COMMUNITY DEVELOPMENT		ACCOUNTING UNIT			
HEAP Grant		12218002			
Account Code	LINE ITEM RESOURCES	ACTUAL FY 20-21	ACTUAL FY 21-22	ADOPTED FY 22-23	ADOPTED FY 23-24
52025	State Grants-Direct	2,144,077	8,558,027	2,314,590	2,546,480
52029	State Grants-Direct COVID	1,158,916	0	0	0
58000	Earning On Investments	11,294	6,858	0	12,000
58002	Net Increase (Decrease) In Fai	(199,038)	0	0	0
58006	Interest Earned on Advanced Received	1,898	2	0	0
58007	Interest Earned on Advanced Received- 8M	65,236	16,810	0	5,000
58008	Interest Earned on Advanced Received- 4M	0	18,390	0	10,000
59011	Reserve Appropriation	0	0	0	2,546,480
	<b>SUBTOTAL REVENUES</b>	<b>3,182,383</b>	<b>8,600,088</b>	<b>2,314,590</b>	<b>5,119,960</b>
	<b>TOTAL</b>	<b>3,182,383</b>	<b>8,600,088</b>	<b>2,314,590</b>	<b>5,119,960</b>

**EMERGENCY & HEALTH GRANTS**

COMMUNITY DEVELOPMENT		ACCOUNTING UNIT			
HEAP Grant		12218700			
Account Code	LINE ITEM RESOURCES	ACTUAL FY 20-21	ACTUAL FY 21-22	ADOPTED FY 22-23	ADOPTED FY 23-24
61000	Salaries Regular	81,044	0	0	0
61010	Salaries Cash Out/Separation	1,611	0	0	0
61020	Salaries Part-Time	13,260	0	0	0
61100	Retirement-Employer Normal Cost	5,612	0	0	0
61102	Retirement- Employer Unfunded- Miscellaneous	28,393	0	0	0
61110	Part-Time Retirement	497	0	0	0
61120	Medicare Insurance	1,446	0	0	0
61130	Health Insurance	8,842	0	0	0
	<b>SUBTOTAL SALARIES &amp; BENEFITS</b>	<b>140,705</b>	<b>0</b>	<b>0</b>	<b>0</b>
62010	Communications	296	0	0	0
62300	Contract Services-Professional	39,658	0	0	0
62400	Auditor Fee	26	0	0	0
	<b>SUBTOTAL CONTRACTUALS</b>	<b>39,981</b>	<b>0</b>	<b>0</b>	<b>0</b>
63001	Miscellaneous Operating Expenses	172	0	0	0
	<b>SUBTOTAL COMMODITIES</b>	<b>172</b>	<b>0</b>	<b>0</b>	<b>0</b>
65105	Benefits Overhead	90	0	0	0
65400	Indirect Costs	10,024	0	0	0
	<b>SUBTOTAL FIXED CHARGES</b>	<b>10,114</b>	<b>0</b>	<b>0</b>	<b>0</b>
66200	Buildings & Building Improvements	1,148,632	0	0	0
	<b>SUBTOTAL CAPITAL</b>	<b>1,148,632</b>	<b>0</b>	<b>0</b>	<b>0</b>
69135	Payment to Subagent	727,178	0	0	0
	<b>SUBTOTAL MISCELLANEOUS</b>	<b>727,178</b>	<b>0</b>	<b>0</b>	<b>0</b>
	<b>TOTAL</b>	<b>2,066,783</b>	<b>0</b>	<b>0</b>	<b>0</b>

**WORKFORCE INVESTMENT ACT  
DEPARTMENT RESOURCE SUMMARY**

**COMMUNITY DEVELOPMENT**

ACTIVITIES		ACTUAL FY 20-21	ACTUAL FY 21-22	ADOPTED FY 22-23	ADOPTED FY 23-24
<b>REVENUES</b>					
52001	Federal Grant-Indirect	1,945,040	1,472,819	2,404,270	2,648,020
52009	Federal Grant-Indirect COVID	184,060	57,452	0	0
57000	Expense Reimbursement	303	382	0	0
57960	Rental Of Property	314,263	335,911	0	0
57961	Contra Rent Revenue GASB 87	0	(275,441)	0	0
57962	Lease Revenue	0	278,985	0	0
58020	Interest Income- Leases	0	841	0	0
59302	Capital Leases	0	1,129,087	0	0
	<b>TOTAL REVENUES</b>	<b>2,443,666</b>	<b>3,000,036</b>	<b>2,404,270</b>	<b>2,648,020</b>
<b>EXPENDITURES</b>					
12318748	WDB ADMIN	134,719	125,531	123,660	153,930
12318750	WDB YOUTH COUNCIL	507,359	579,762	0	0
12318751	ONE STOP PROGRAM	641,030	1,766,241	745,740	908,380
12318752	ONE STOP ADMIN	95,200	72,188	101,170	104,500
12318753	ONE STOP ADULT	243,681	208,026	245,120	267,240
12318754	ONE STOP DISLOCATED WRKR	186,019	183,347	26,760	88,960
12318755	ONE STOP YOUTH (YSPN)	167,670	181,032	0	0
12318756	ONE STOP RAPID RESPONSE	197,051	205,928	346,270	258,670
12318757	WDB PROGRAM	87,207	74,478	69,450	73,380
12318761	Undrsrvd COVID-19 Impctd Indiv	21,322	0	0	0
12318762	NAT DW Employment RCVRY - NDGW	158,358	15,823	69,460	0
12318763	WIOA Youth	0	0	676,640	792,960
	<b>TOTAL EXPENDITURES</b>	<b>2,439,615</b>	<b>3,412,357</b>	<b>2,404,270</b>	<b>2,648,020</b>
OPERATING EXPENSES		ACTUAL FY 20-21	ACTUAL FY 21-22	ADOPTED FY 22-23	ADOPTED FY 23-24
61000	SALARIES & BENEFITS	1,153,754	1,052,329	1,260,810	1,338,280
62000	CONTRACTUALS	455,298	(88,497)	543,850	494,040
63000	COMMODITIES	4,461	12,298	7,230	6,830
65000	FIXED CHARGES	242,601	198,228	279,230	274,610
66000	CAPITAL	0	1,129,087	0	0
67000	DEBT SERVICE	0	557,372	0	0
68000	TRANSFERS	0	10,780	60,990	35,110
69000	MISCELLANEOUS	583,501	540,762	252,160	499,150
	<b>TOTAL</b>	<b>2,439,615</b>	<b>3,412,357</b>	<b>2,404,270</b>	<b>2,648,020</b>

**WORKFORCE INVESTMENT ACT**

COMMUNITY DEVELOPMENT		ACCOUNTING UNIT			
Undrsrvd COVID-19 Impctd Indiv		12318761			
Account Code	LINE ITEM RESOURCES	ACTUAL FY 20-21	ACTUAL FY 21-22	ADOPTED FY 22-23	ADOPTED FY 23-24
69144	Client Support Services	21,322	0	0	0
	<b>SUBTOTAL MISCELLANEOUS</b>	<b>21,322</b>	<b>0</b>	<b>0</b>	<b>0</b>
	<b>TOTAL</b>	<b>21,322</b>	<b>0</b>	<b>0</b>	<b>0</b>

**WORKFORCE INVESTMENT ACT**

COMMUNITY DEVELOPMENT		ACCOUNTING UNIT			
NAT DW Employment RCVRY - NDGW		12318762			
Account Code	LINE ITEM RESOURCES	ACTUAL FY 20-21	ACTUAL FY 21-22	ADOPTED FY 22-23	ADOPTED FY 23-24
61000	Salaries Regular	59,313	11,771	35,720	0
61010	Salaries Cash Out/Separation	0	8	0	0
61100	Retirement-Employer Normal Cost	2,465	542	1,080	0
61102	Retirement- Employer Unfunded- Miscellaneous	12,468	0	6,570	0
61120	Medicare Insurance	851	170	520	0
61130	Health Insurance	12,094	1,478	7,690	0
61180	Worker Compensation Insurance	0	0	3,700	0
	<b>SUBTOTAL SALARIES &amp; BENEFITS</b>	<b>87,190</b>	<b>13,968</b>	<b>55,280</b>	<b>0</b>
62400	Auditor Fee	0	22	0	0
62500	Rent Payments	6,116	411	0	0
	<b>SUBTOTAL CONTRACTUALS</b>	<b>6,116</b>	<b>433</b>	<b>0</b>	<b>0</b>
63001	Miscellaneous Operating Expenses	167	0	0	0
	<b>SUBTOTAL COMMODITIES</b>	<b>167</b>	<b>0</b>	<b>0</b>	<b>0</b>
65100	Insurance Charges	0	0	4,410	0
65105	Benefits Overhead	0	0	650	0
65400	Indirect Costs	6,305	1,422	5,330	0
	<b>SUBTOTAL FIXED CHARGES</b>	<b>6,305</b>	<b>1,422</b>	<b>10,390</b>	<b>0</b>
68001	POB Misc Xfer to Fund 406	0	0	3,790	0
	<b>SUBTOTAL TRANSFERS</b>	<b>0</b>	<b>0</b>	<b>3,790</b>	<b>0</b>
69138	Payment-Training Portion	58,580	0	0	0
	<b>SUBTOTAL MISCELLANEOUS</b>	<b>58,580</b>	<b>0</b>	<b>0</b>	<b>0</b>
	<b>TOTAL</b>	<b>158,358</b>	<b>15,823</b>	<b>69,460</b>	<b>0</b>

**WORKFORCE INVESTMENT ACT**

COMMUNITY DEVELOPMENT		ACCOUNTING UNIT			
WIOA Youth		12318763			
Account Code	LINE ITEM RESOURCES	ACTUAL FY 20-21	ACTUAL FY 21-22	ADOPTED FY 22-23	ADOPTED FY 23-24
61000	Salaries Regular	0	0	199,880	203,410
61020	Salaries Part-Time	0	0	10,310	4,090
61100	Retirement-Employer Normal Cost	0	0	6,400	9,220
61102	Retirement- Employer Unfunded- Miscellaneous	0	0	23,330	5,910
61110	Part-Time Retirement	0	0	380	150
61120	Medicare Insurance	0	0	3,040	3,010
61130	Health Insurance	0	0	43,120	43,600
61180	Worker Compensation Insurance	0	0	13,870	9,690
	<b>SUBTOTAL SALARIES &amp; BENEFITS</b>	<b>0</b>	<b>0</b>	<b>300,330</b>	<b>279,080</b>
62010	Communications	0	0	800	2,350
62120	Training, Transportation, Meetings	0	0	5,600	5,600
62302	Contracted Vendor Personnel Services	0	0	3,000	3,000
62500	Rent Payments	0	0	37,040	0
	<b>SUBTOTAL CONTRACTUALS</b>	<b>0</b>	<b>0</b>	<b>46,440</b>	<b>10,950</b>
63001	Miscellaneous Operating Expenses	0	0	2,350	2,350
	<b>SUBTOTAL COMMODITIES</b>	<b>0</b>	<b>0</b>	<b>2,350</b>	<b>2,350</b>
65040	IT Maintenance Charge	0	0	11,580	11,660
65100	Insurance Charges	0	0	16,500	11,030
65105	Benefits Overhead	0	0	2,430	1,680
65400	Indirect Costs	0	0	31,360	35,150
	<b>SUBTOTAL FIXED CHARGES</b>	<b>0</b>	<b>0</b>	<b>61,870</b>	<b>59,520</b>
68001	POB Misc Xfer to Fund 406	0	0	13,490	7,700
	<b>SUBTOTAL TRANSFERS</b>	<b>0</b>	<b>0</b>	<b>13,490</b>	<b>7,700</b>
69135	Payment to Subagent	0	0	252,160	433,360
	<b>SUBTOTAL MISCELLANEOUS</b>	<b>0</b>	<b>0</b>	<b>252,160</b>	<b>433,360</b>
	<b>TOTAL</b>	<b>0</b>	<b>0</b>	<b>676,640</b>	<b>792,960</b>



**WORKFORCE INVESTMENT ACT**

COMMUNITY DEVELOPMENT		ACCOUNTING UNIT			
WIOA REVENUES		12318002			
Account Code	LINE ITEM RESOURCES	ACTUAL FY 20-21	ACTUAL FY 21-22	ADOPTED FY 22-23	ADOPTED FY 23-24
52001	Federal Grant-Indirect	1,945,040	1,472,819	2,404,270	2,648,020
52009	Federal Grant-Indirect COVID	184,060	57,452	0	0
57000	Expense Reimbursement	303	382	0	0
57960	Rental Of Property	314,263	335,911	0	0
57961	Contra Rent Revenue GASB 87	0	(275,441)	0	0
57962	Lease Revenue	0	278,985	0	0
58020	Interest Income- Leases	0	841	0	0
59302	Capital Leases	0	1,129,087	0	0
	<b>SUBTOTAL REVENUES</b>	<b>2,443,666</b>	<b>3,000,036</b>	<b>2,404,270</b>	<b>2,648,020</b>
	<b>TOTAL</b>	<b>2,443,666</b>	<b>3,000,036</b>	<b>2,404,270</b>	<b>2,648,020</b>

**WORKFORCE INVESTMENT ACT**

COMMUNITY DEVELOPMENT		ACCOUNTING UNIT			
WDB ADMIN		12318748			
Account Code	LINE ITEM RESOURCES	ACTUAL FY 20-21	ACTUAL FY 21-22	ADOPTED FY 22-23	ADOPTED FY 23-24
61000	Salaries Regular	66,323	55,409	43,640	78,340
61020	Salaries Part-Time	2,568	2,358	6,180	9,090
61040	Salaries Overtime	0	1,621	0	0
61100	Retirement-Employer Normal Cost	2,794	2,086	1,370	3,340
61102	Retirement- Employer Unfunded- Miscellaneous	14,137	15,974	8,670	5,830
61110	Part-Time Retirement	96	88	230	350
61120	Medicare Insurance	1,012	844	720	1,180
61130	Health Insurance	11,779	8,138	7,170	12,310
61180	Worker Compensation Insurance	3,540	2,869	5,050	4,320
	<b>SUBTOTAL SALARIES &amp; BENEFITS</b>	<b>102,250</b>	<b>89,388</b>	<b>73,030</b>	<b>114,760</b>
62010	Communications	510	383	1,000	380
62120	Training, Transportation, Meetings	0	2,200	4,230	0
62140	Membership, Subscription & Dues	1,828	1,815	1,900	0
62300	Contract Services-Professional	2,469	741	5,000	0
62400	Auditor Fee	1,261	5,588	0	0
62500	Rent Payments	10,077	11,275	16,720	13,870
	<b>SUBTOTAL CONTRACTUALS</b>	<b>16,145</b>	<b>22,001</b>	<b>28,850</b>	<b>14,250</b>
63001	Miscellaneous Operating Expenses	1	0	500	0
	<b>SUBTOTAL COMMODITIES</b>	<b>1</b>	<b>0</b>	<b>500</b>	<b>0</b>
65040	IT Maintenance Charge	4,220	1,852	1,950	1,870
65100	Insurance Charges	3,860	3,153	6,010	4,920
65105	Benefits Overhead	170	128	880	750
65210	Delivery Charges	250	229	0	0
65400	Indirect Costs	7,823	7,674	7,430	14,080
	<b>SUBTOTAL FIXED CHARGES</b>	<b>16,323</b>	<b>13,037</b>	<b>16,270</b>	<b>21,620</b>
68001	POB Misc Xfer to Fund 406	0	1,106	5,010	3,300
	<b>SUBTOTAL TRANSFERS</b>	<b>0</b>	<b>1,106</b>	<b>5,010</b>	<b>3,300</b>
	<b>TOTAL</b>	<b>134,719</b>	<b>125,531</b>	<b>123,660</b>	<b>153,930</b>

**WORKFORCE INVESTMENT ACT**

COMMUNITY DEVELOPMENT		ACCOUNTING UNIT			
WDB YOUTH COUNCIL		12318750			
Account Code	LINE ITEM RESOURCES	ACTUAL FY 20-21	ACTUAL FY 21-22	ADOPTED FY 22-23	ADOPTED FY 23-24
61000	Salaries Regular	80,272	61,470	0	0
61040	Salaries Overtime	0	768	0	0
61100	Retirement-Employer Normal Cost	3,232	2,372	0	0
61102	Retirement- Employer Unfunded- Miscellaneous	16,350	17,111	0	0
61120	Medicare Insurance	1,137	891	0	0
61130	Health Insurance	17,421	12,951	0	0
61180	Worker Compensation Insurance	2,290	3,880	0	0
	<b>SUBTOTAL SALARIES &amp; BENEFITS</b>	<b>120,703</b>	<b>99,442</b>	<b>0</b>	<b>0</b>
62010	Communications	425	468	0	0
62120	Training, Transportation, Meetings	299	598	0	0
62302	Contracted Vendor Personnel Services	785	173	0	0
62500	Rent Payments	19,337	18,113	0	0
	<b>SUBTOTAL CONTRACTUALS</b>	<b>20,846</b>	<b>19,352</b>	<b>0</b>	<b>0</b>
63001	Miscellaneous Operating Expenses	10	345	0	0
63300	Gas & Diesel	0	14	0	0
	<b>SUBTOTAL COMMODITIES</b>	<b>10</b>	<b>360</b>	<b>0</b>	<b>0</b>
65010	Rental City Equipment	0	270	0	0
65012	Accident Repair & Replacement	0	8	0	0
65040	IT Maintenance Charge	9,520	3,740	0	0
65100	Insurance Charges	2,490	4,260	0	0
65105	Benefits Overhead	110	260	0	0
65210	Delivery Charges	120	120	0	0
65400	Indirect Costs	8,533	7,518	0	0
	<b>SUBTOTAL FIXED CHARGES</b>	<b>20,773</b>	<b>16,176</b>	<b>0</b>	<b>0</b>
68001	POB Misc Xfer to Fund 406	0	1,279	0	0
	<b>SUBTOTAL TRANSFERS</b>	<b>0</b>	<b>1,279</b>	<b>0</b>	<b>0</b>
69135	Payment to Subagent	345,027	443,154	0	0
	<b>SUBTOTAL MISCELLANEOUS</b>	<b>345,027</b>	<b>443,154</b>	<b>0</b>	<b>0</b>
	<b>TOTAL</b>	<b>507,359</b>	<b>579,762</b>	<b>0</b>	<b>0</b>

**WORKFORCE INVESTMENT ACT**

<b>COMMUNITY DEVELOPMENT</b>		<b>ACCOUNTING UNIT</b>			
<b>ONE STOP PROGRAM</b>		<b>12318751</b>			
<b>Account Code</b>	<b>LINE ITEM RESOURCES</b>	<b>ACTUAL FY 20-21</b>	<b>ACTUAL FY 21-22</b>	<b>ADOPTED FY 22-23</b>	<b>ADOPTED FY 23-24</b>
61000	Salaries Regular	115,785	121,922	143,770	257,140
61020	Salaries Part-Time	23,380	14,498	17,240	55,240
61040	Salaries Overtime	0	253	0	0
61100	Retirement-Employer Normal Cost	4,536	4,560	4,680	16,440
61102	Retirement- Employer Unfunded- Miscellaneous	22,946	24,473	25,260	14,110
61110	Part-Time Retirement	877	544	650	2,080
61120	Medicare Insurance	1,929	1,943	2,340	4,510
61130	Health Insurance	18,527	14,103	20,770	54,080
61180	Worker Compensation Insurance	19,270	20,527	16,240	8,170
	<b>SUBTOTAL SALARIES &amp; BENEFITS</b>	<b>207,250</b>	<b>202,823</b>	<b>230,950</b>	<b>411,770</b>
62010	Communications	1,610	644	6,000	2,740
62140	Membership, Subscription & Dues	1,815	1,815	1,820	1,820
62300	Contract Services-Professional	9,926	10,004	25,740	10,000
62302	Contracted Vendor Personnel Services	5,390	6,486	1,000	1,000
62500	Rent Payments	354,518	341,331	387,520	396,620
62502	Contra Rent Payment GASB 87	0	(557,372)	0	0
	<b>SUBTOTAL CONTRACTUALS</b>	<b>373,259</b>	<b>(197,093)</b>	<b>422,080</b>	<b>412,180</b>
63001	Miscellaneous Operating Expenses	3,656	11,275	3,480	3,480
63300	Gas & Diesel	292	492	500	500
	<b>SUBTOTAL COMMODITIES</b>	<b>3,948</b>	<b>11,767</b>	<b>3,980</b>	<b>3,980</b>
65010	Rental City Equipment	9,420	479	10,570	3,940
65012	Accident Repair & Replacement	320	14	0	0
65040	IT Maintenance Charge	9,640	19,400	17,350	13,600
65100	Insurance Charges	20,970	22,530	19,340	9,300
65105	Benefits Overhead	930	1,057	2,850	1,410
65210	Delivery Charges	500	500	0	0
65400	Indirect Costs	14,793	16,510	24,020	46,840
	<b>SUBTOTAL FIXED CHARGES</b>	<b>56,573</b>	<b>60,490</b>	<b>74,130</b>	<b>75,090</b>
66800	Capital Outlay- Leases	0	1,129,087	0	0
	<b>SUBTOTAL CAPITAL</b>	<b>0</b>	<b>1,129,087</b>	<b>0</b>	<b>0</b>
67200	Principal-Leases	0	555,671	0	0
67210	Interest-Leases	0	1,701	0	0
	<b>SUBTOTAL DEBT SERVICE</b>	<b>0</b>	<b>557,372</b>	<b>0</b>	<b>0</b>
68001	POB Misc Xfer to Fund 406	0	1,795	14,600	5,360
	<b>SUBTOTAL TRANSFERS</b>	<b>0</b>	<b>1,795</b>	<b>14,600</b>	<b>5,360</b>
	<b>TOTAL</b>	<b>641,030</b>	<b>1,766,241</b>	<b>745,740</b>	<b>908,380</b>

**WORKFORCE INVESTMENT ACT**

<b>COMMUNITY DEVELOPMENT</b>		<b>ACCOUNTING UNIT</b>			
<b>ONE STOP ADMIN</b>		<b>12318752</b>			
<b>Account Code</b>	<b>LINE ITEM RESOURCES</b>	<b>ACTUAL FY 20-21</b>	<b>ACTUAL FY 21-22</b>	<b>ADOPTED FY 22-23</b>	<b>ADOPTED FY 23-24</b>
61000	Salaries Regular	58,021	31,556	48,320	51,990
61010	Salaries Cash Out/Separation	0	1,825	0	0
61020	Salaries Part-Time	39	0	0	0
61040	Salaries Overtime	0	258	0	0
61100	Retirement-Employer Normal Cost	2,792	2,508	3,240	4,170
61102	Retirement- Employer Unfunded- Miscellaneous	14,127	15,991	7,440	9,810
61110	Part-Time Retirement	1	0	0	0
61120	Medicare Insurance	804	476	710	780
61130	Health Insurance	13,129	6,177	16,090	16,190
61180	Worker Compensation Insurance	0	2,140	3,620	1,890
	<b>SUBTOTAL SALARIES &amp; BENEFITS</b>	<b>88,914</b>	<b>60,932</b>	<b>79,420</b>	<b>84,830</b>
62010	Communications	0	340	800	770
62300	Contract Services-Professional	0	565	1,020	0
	<b>SUBTOTAL CONTRACTUALS</b>	<b>0</b>	<b>905</b>	<b>1,820</b>	<b>770</b>
63001	Miscellaneous Operating Expenses	0	63	400	500
	<b>SUBTOTAL COMMODITIES</b>	<b>0</b>	<b>63</b>	<b>400</b>	<b>500</b>
65040	IT Maintenance Charge	0	2,590	3,070	3,810
65100	Insurance Charges	0	2,350	4,310	2,150
65105	Benefits Overhead	110	180	640	330
65210	Delivery Charges	4	220	0	0
65400	Indirect Costs	6,172	3,843	7,210	8,810
	<b>SUBTOTAL FIXED CHARGES</b>	<b>6,286</b>	<b>9,183</b>	<b>15,230</b>	<b>15,100</b>
68001	POB Misc Xfer to Fund 406	0	1,105	4,300	3,300
	<b>SUBTOTAL TRANSFERS</b>	<b>0</b>	<b>1,105</b>	<b>4,300</b>	<b>3,300</b>
	<b>TOTAL</b>	<b>95,200</b>	<b>72,188</b>	<b>101,170</b>	<b>104,500</b>

**WORKFORCE INVESTMENT ACT**

COMMUNITY DEVELOPMENT		ACCOUNTING UNIT			
ONE STOP ADULT		12318753			
Account Code	LINE ITEM RESOURCES	ACTUAL FY 20-21	ACTUAL FY 21-22	ADOPTED FY 22-23	ADOPTED FY 23-24
61000	Salaries Regular	110,860	77,809	126,780	102,790
61100	Retirement-Employer Normal Cost	4,497	3,008	4,080	9,470
61102	Retirement- Employer Unfunded- Miscellaneous	22,750	22,983	17,960	5,030
61120	Medicare Insurance	1,619	1,116	1,820	1,490
61130	Health Insurance	10,824	14,844	24,930	30,180
61180	Worker Compensation Insurance	6,880	6,570	10,350	4,660
	<b>SUBTOTAL SALARIES &amp; BENEFITS</b>	<b>157,430</b>	<b>126,329</b>	<b>185,920</b>	<b>153,620</b>
62010	Communications	0	0	0	1,720
62500	Rent Payments	9,977	8,638	9,650	10,410
	<b>SUBTOTAL CONTRACTUALS</b>	<b>9,977</b>	<b>8,638</b>	<b>9,650</b>	<b>12,130</b>
63300	Gas & Diesel	0	36	0	0
	<b>SUBTOTAL COMMODITIES</b>	<b>0</b>	<b>36</b>	<b>0</b>	<b>0</b>
65010	Rental City Equipment	0	400	0	0
65012	Accident Repair & Replacement	0	11	0	0
65040	IT Maintenance Charge	10,840	7,770	6,100	8,530
65100	Insurance Charges	7,480	7,210	12,330	5,310
65105	Benefits Overhead	330	250	1,810	810
65210	Delivery Charges	550	550	0	0
65400	Indirect Costs	11,784	9,379	18,920	21,730
	<b>SUBTOTAL FIXED CHARGES</b>	<b>30,984</b>	<b>25,570</b>	<b>39,160</b>	<b>36,380</b>
68001	POB Misc Xfer to Fund 406	0	1,779	10,390	5,310
	<b>SUBTOTAL TRANSFERS</b>	<b>0</b>	<b>1,779</b>	<b>10,390</b>	<b>5,310</b>
69138	Payment-Training Portion	44,565	45,140	0	59,800
69143	Transportation Pass for Partic	0	534	0	0
69144	Client Support Services	725	0	0	0
	<b>SUBTOTAL MISCELLANEOUS</b>	<b>45,290</b>	<b>45,674</b>	<b>0</b>	<b>59,800</b>
	<b>TOTAL</b>	<b>243,681</b>	<b>208,026</b>	<b>245,120</b>	<b>267,240</b>

**WORKFORCE INVESTMENT ACT**

COMMUNITY DEVELOPMENT		ACCOUNTING UNIT			
ONE STOP DISLOCATED WRKR		12318754			
Account Code	LINE ITEM RESOURCES	ACTUAL FY 20-21	ACTUAL FY 21-22	ADOPTED FY 22-23	ADOPTED FY 23-24
61000	Salaries Regular	37,903	77,696	0	38,320
61100	Retirement-Employer Normal Cost	1,547	3,011	0	1,550
61102	Retirement- Employer Unfunded- Miscellaneous	7,824	10,340	4,120	5,990
61120	Medicare Insurance	543	1,104	0	490
61130	Health Insurance	8,051	14,784	0	4,660
61180	Worker Compensation Insurance	2,650	1,230	2,370	5,360
	<b>SUBTOTAL SALARIES &amp; BENEFITS</b>	<b>58,518</b>	<b>108,165</b>	<b>6,490</b>	<b>56,370</b>
62010	Communications	0	0	0	460
62500	Rent Payments	2,211	10,181	11,860	6,300
	<b>SUBTOTAL CONTRACTUALS</b>	<b>2,211</b>	<b>10,181</b>	<b>11,860</b>	<b>6,760</b>
65040	IT Maintenance Charge	5,423	1,440	2,790	2,280
65100	Insurance Charges	2,226	1,350	2,820	6,100
65105	Benefits Overhead	130	80	420	930
65210	Delivery Charges	200	200	0	0
65400	Indirect Costs	4,029	9,386	0	5,790
	<b>SUBTOTAL FIXED CHARGES</b>	<b>12,008</b>	<b>12,456</b>	<b>6,030</b>	<b>15,100</b>
68001	POB Misc Xfer to Fund 406	0	612	2,380	4,740
	<b>SUBTOTAL TRANSFERS</b>	<b>0</b>	<b>612</b>	<b>2,380</b>	<b>4,740</b>
69138	Payment-Training Portion	109,662	51,434	0	5,990
69144	Client Support Services	3,621	500	0	0
	<b>SUBTOTAL MISCELLANEOUS</b>	<b>113,282</b>	<b>51,934</b>	<b>0</b>	<b>5,990</b>
	<b>TOTAL</b>	<b>186,019</b>	<b>183,347</b>	<b>26,760</b>	<b>88,960</b>

**WORKFORCE INVESTMENT ACT**

<b>COMMUNITY DEVELOPMENT</b>		<b>ACCOUNTING UNIT</b>			
<b>ONE STOP YOUTH (YSPN)</b>		<b>12318755</b>			
<b>Account Code</b>	<b>LINE ITEM RESOURCES</b>	<b>ACTUAL FY 20-21</b>	<b>ACTUAL FY 21-22</b>	<b>ADOPTED FY 22-23</b>	<b>ADOPTED FY 23-24</b>
61000	Salaries Regular	81,113	92,915	0	0
61020	Salaries Part-Time	5,898	7,427	0	0
61100	Retirement-Employer Normal Cost	3,280	3,605	0	0
61102	Retirement- Employer Unfunded- Miscellaneous	16,593	17,626	0	0
61110	Part-Time Retirement	221	279	0	0
61120	Medicare Insurance	1,237	1,426	0	0
61130	Health Insurance	17,119	19,991	0	0
61180	Worker Compensation Insurance	3,360	2,740	0	0
	<b>SUBTOTAL SALARIES &amp; BENEFITS</b>	<b>128,821</b>	<b>146,009</b>	<b>0</b>	<b>0</b>
62010	Communications	1,020	935	0	0
62500	Rent Payments	11,535	14,110	0	0
	<b>SUBTOTAL CONTRACTUALS</b>	<b>12,555</b>	<b>15,045</b>	<b>0</b>	<b>0</b>
63001	Miscellaneous Operating Expenses	195	0	0	0
63300	Gas & Diesel	0	2	0	0
	<b>SUBTOTAL COMMODITIES</b>	<b>195</b>	<b>2</b>	<b>0</b>	<b>0</b>
65010	Rental City Equipment	0	65	0	0
65012	Accident Repair & Replacement	0	2	0	0
65040	IT Maintenance Charge	12,590	2,880	0	0
65100	Insurance Charges	3,660	3,010	0	0
65105	Benefits Overhead	160	160	0	0
65210	Delivery Charges	440	440	0	0
65400	Indirect Costs	9,249	12,121	0	0
	<b>SUBTOTAL FIXED CHARGES</b>	<b>26,099</b>	<b>18,678</b>	<b>0</b>	<b>0</b>
68001	POB Misc Xfer to Fund 406	0	1,298	0	0
	<b>SUBTOTAL TRANSFERS</b>	<b>0</b>	<b>1,298</b>	<b>0</b>	<b>0</b>
	<b>TOTAL</b>	<b>167,670</b>	<b>181,032</b>	<b>0</b>	<b>0</b>



**WORKFORCE INVESTMENT ACT**

COMMUNITY DEVELOPMENT		ACCOUNTING UNIT			
ONE STOP RAPID RESPONSE		12318756			
Account Code	LINE ITEM RESOURCES	ACTUAL FY 20-21	ACTUAL FY 21-22	ADOPTED FY 22-23	ADOPTED FY 23-24
61000	Salaries Regular	76,305	98,540	214,870	133,770
61100	Retirement-Employer Normal Cost	3,087	3,816	6,880	6,060
61102	Retirement- Employer Unfunded- Miscellaneous	15,619	15,793	8,230	10,210
61120	Medicare Insurance	1,076	1,393	3,100	1,920
61130	Health Insurance	20,243	23,039	43,080	30,640
61180	Worker Compensation Insurance	22,404	7,980	4,760	5,900
	<b>SUBTOTAL SALARIES &amp; BENEFITS</b>	<b>138,735</b>	<b>150,561</b>	<b>280,920</b>	<b>188,500</b>
62010	Communications	510	553	1,500	2,210
62120	Training, Transportation, Meetings	0	0	1,000	1,000
62200	Advertising	0	0	1,000	1,000
62300	Contract Services-Professional	0	13,868	620	680
62500	Rent Payments	6,445	9,763	11,050	20,240
	<b>SUBTOTAL CONTRACTUALS</b>	<b>6,955</b>	<b>24,183</b>	<b>15,170</b>	<b>25,130</b>
63001	Miscellaneous Operating Expenses	50	50	0	0
63300	Gas & Diesel	0	2	0	0
	<b>SUBTOTAL COMMODITIES</b>	<b>50</b>	<b>53</b>	<b>0</b>	<b>0</b>
65010	Rental City Equipment	0	35	0	0
65012	Accident Repair & Replacement	0	1	0	0
65040	IT Maintenance Charge	19,425	8,060	6,860	10,980
65100	Insurance Charges	22,328	8,760	5,670	6,720
65105	Benefits Overhead	990	540	840	1,020
65210	Delivery Charges	458	610	0	0
65400	Indirect Costs	8,111	11,904	32,060	22,670
	<b>SUBTOTAL FIXED CHARGES</b>	<b>51,311</b>	<b>29,910</b>	<b>45,430</b>	<b>41,390</b>
68001	POB Misc Xfer to Fund 406	0	1,222	4,750	3,650
	<b>SUBTOTAL TRANSFERS</b>	<b>0</b>	<b>1,222</b>	<b>4,750</b>	<b>3,650</b>
	<b>TOTAL</b>	<b>197,051</b>	<b>205,928</b>	<b>346,270</b>	<b>258,670</b>

**WORKFORCE INVESTMENT ACT**

COMMUNITY DEVELOPMENT		ACCOUNTING UNIT			
WDB PROGRAM		12318757			
Account Code	LINE ITEM RESOURCES	ACTUAL FY 20-21	ACTUAL FY 21-22	ADOPTED FY 22-23	ADOPTED FY 23-24
61000	Salaries Regular	36,511	33,367	32,220	31,390
61020	Salaries Part-Time	4,579	3,862	3,090	5,680
61100	Retirement-Employer Normal Cost	1,480	1,302	1,010	1,420
61102	Retirement- Employer Unfunded- Miscellaneous	7,485	7,120	3,940	2,820
61110	Part-Time Retirement	172	145	120	210
61120	Medicare Insurance	581	545	510	530
61130	Health Insurance	6,524	5,101	5,020	5,070
61180	Worker Compensation Insurance	6,610	3,270	2,560	2,230
	<b>SUBTOTAL SALARIES &amp; BENEFITS</b>	<b>63,942</b>	<b>54,711</b>	<b>48,470</b>	<b>49,350</b>
62010	Communications	0	0	100	240
62500	Rent Payments	7,235	7,858	7,880	11,630
	<b>SUBTOTAL CONTRACTUALS</b>	<b>7,235</b>	<b>7,858</b>	<b>7,980</b>	<b>11,870</b>
63001	Miscellaneous Operating Expenses	91	16	0	0
	<b>SUBTOTAL COMMODITIES</b>	<b>91</b>	<b>16</b>	<b>0</b>	<b>0</b>
65040	IT Maintenance Charge	3,920	2,880	1,950	1,200
65100	Insurance Charges	7,190	3,590	3,050	2,540
65105	Benefits Overhead	320	200	450	390
65210	Delivery Charges	140	140	0	0
65400	Indirect Costs	4,368	4,497	5,270	6,280
	<b>SUBTOTAL FIXED CHARGES</b>	<b>15,938</b>	<b>11,307</b>	<b>10,720</b>	<b>10,410</b>
68001	POB Misc Xfer to Fund 406	0	585	2,280	1,750
	<b>SUBTOTAL TRANSFERS</b>	<b>0</b>	<b>585</b>	<b>2,280</b>	<b>1,750</b>
	<b>TOTAL</b>	<b>87,207</b>	<b>74,478</b>	<b>69,450</b>	<b>73,380</b>

**ORANGE COUNTY SSA GRANTS  
DEPARTMENT RESOURCE SUMMARY**

**COMMUNITY DEVELOPMENT**

<b>ACTIVITIES</b>		<b>ACTUAL FY 20-21</b>	<b>ACTUAL FY 21-22</b>	<b>ADOPTED FY 22-23</b>	<b>ADOPTED FY 23-24</b>
<b>REVENUES</b>					
52001	Federal Grant-Indirect	590,288	651,141	842,860	838,970
52030	OC Grants	0	500,000	0	0
58000	Earning On Investments	1,422	(262)	0	0
58011	Interest Earned on Advanced Received- 2.8M	0	305	0	0
59011	Reserve Appropriation	0	0	1,677,930	0
	<b>TOTAL REVENUES</b>	<b>591,710</b>	<b>1,151,184</b>	<b>2,520,790</b>	<b>838,970</b>
<b>EXPENDITURES</b>					
12418737	SSA VT WEX	552,607	624,147	2,516,900	838,970
12418743	GOODWILL WIOA VEAP	6,837	0	0	0
12418750	OC WIOA	18,686	20,697	3,890	0
12418751	RSCCD Grant	8,955	0	0	0
12418810	OUTDOOR SAFE DINE PROGRAM	0	500,000	0	0
	<b>TOTAL EXPENDITURES</b>	<b>587,085</b>	<b>1,144,844</b>	<b>2,520,790</b>	<b>838,970</b>
<b>OPERATING EXPENSES</b>		<b>ACTUAL FY 20-21</b>	<b>ACTUAL FY 21-22</b>	<b>ADOPTED FY 22-23</b>	<b>ADOPTED FY 23-24</b>
61000	SALARIES & BENEFITS	357,754	362,656	501,870	462,420
62000	CONTRACTUALS	20,255	522,635	36,000	72,600
63000	COMMODITIES	427	203	870	850
65000	FIXED CHARGES	43,644	46,096	54,380	55,840
68000	TRANSFERS	0	2,768	10,650	8,170
69000	MISCELLANEOUS	165,004	210,486	1,917,020	239,090
	<b>TOTAL</b>	<b>587,085</b>	<b>1,144,844</b>	<b>2,520,790</b>	<b>838,970</b>

**ORANGE COUNTY SSA GRANTS**

COMMUNITY DEVELOPMENT		ACCOUNTING UNIT			
GOODWILL WIOA VEAP		12418743			
Account Code	LINE ITEM RESOURCES	ACTUAL FY 20-21	ACTUAL FY 21-22	ADOPTED FY 22-23	ADOPTED FY 23-24
61000	Salaries Regular	3,905	0	0	0
61100	Retirement-Employer Normal Cost	159	0	0	0
61102	Retirement- Employer Unfunded- Miscellaneous	975	0	0	0
61120	Medicare Insurance	56	0	0	0
61130	Health Insurance	811	0	0	0
	<b>SUBTOTAL SALARIES &amp; BENEFITS</b>	<b>5,906</b>	<b>0</b>	<b>0</b>	<b>0</b>
62500	Rent Payments	516	0	0	0
	<b>SUBTOTAL CONTRACTUALS</b>	<b>516</b>	<b>0</b>	<b>0</b>	<b>0</b>
65400	Indirect Costs	415	0	0	0
	<b>SUBTOTAL FIXED CHARGES</b>	<b>415</b>	<b>0</b>	<b>0</b>	<b>0</b>
	<b>TOTAL</b>	<b>6,837</b>	<b>0</b>	<b>0</b>	<b>0</b>

**ORANGE COUNTY SSA GRANTS**

<b>COMMUNITY DEVELOPMENT</b>		<b>ACCOUNTING UNIT</b>			
<b>OUTDOOR SAFE DINE PROGRAM</b>		<b>12418810</b>			
<b>Account Code</b>	<b>LINE ITEM RESOURCES</b>	<b>ACTUAL FY 20-21</b>	<b>ACTUAL FY 21-22</b>	<b>ADOPTED FY 22-23</b>	<b>ADOPTED FY 23-24</b>
62300	Contract Services-Professional	0	500,000	0	0
	<b>SUBTOTAL CONTRACTUALS</b>	<b>0</b>	<b>500,000</b>	<b>0</b>	<b>0</b>
	<b>TOTAL</b>	<b>0</b>	<b>500,000</b>	<b>0</b>	<b>0</b>

**ORANGE COUNTY SSA GRANTS**

COMMUNITY DEVELOPMENT		ACCOUNTING UNIT			
OC GRANT REVENUE		12418002			
Account Code	LINE ITEM RESOURCES	ACTUAL FY 20-21	ACTUAL FY 21-22	ADOPTED FY 22-23	ADOPTED FY 23-24
52001	Federal Grant-Indirect	590,288	651,141	842,860	838,970
52030	OC Grants	0	500,000	0	0
58000	Earning On Investments	1,422	(262)	0	0
58011	Interest Earned on Advanced Received- 2.8M	0	305	0	0
59011	Reserve Appropriation	0	0	1,677,930	0
	<b>SUBTOTAL REVENUES</b>	<b>591,710</b>	<b>1,151,184</b>	<b>2,520,790</b>	<b>838,970</b>
	<b>TOTAL</b>	<b>591,710</b>	<b>1,151,184</b>	<b>2,520,790</b>	<b>838,970</b>

**ORANGE COUNTY SSA GRANTS**

COMMUNITY DEVELOPMENT		ACCOUNTING UNIT			
SSA VT WEX		12418737			
Account Code	LINE ITEM RESOURCES	ACTUAL FY 20-21	ACTUAL FY 21-22	ADOPTED FY 22-23	ADOPTED FY 23-24
61000	Salaries Regular	170,809	166,995	180,250	180,730
61020	Salaries Part-Time	471	982	1,030	1,140
61030	Salaries Participant	55,567	58,143	206,640	206,640
61040	Salaries Overtime	63	143	0	0
61100	Retirement-Employer Normal Cost	6,916	6,000	5,830	8,320
61102	Retirement- Employer Unfunded- Miscellaneous	34,988	36,984	18,430	10,780
61110	Part-Time Retirement	2,102	2,217	7,790	7,790
61120	Medicare Insurance	3,141	3,173	5,610	5,620
61130	Health Insurance	41,546	31,936	29,520	31,340
61180	Worker Compensation Insurance	12,631	36,852	43,180	10,060
	<b>SUBTOTAL SALARIES &amp; BENEFITS</b>	<b>328,233</b>	<b>343,424</b>	<b>498,280</b>	<b>462,420</b>
62010	Communications	935	935	1,100	2,390
62300	Contract Services-Professional	0	0	11,360	47,310
62500	Rent Payments	16,735	21,700	23,540	22,900
	<b>SUBTOTAL CONTRACTUALS</b>	<b>17,670</b>	<b>22,635</b>	<b>36,000</b>	<b>72,600</b>
63001	Miscellaneous Operating Expenses	426	202	720	700
63300	Gas & Diesel	0	0	150	150
	<b>SUBTOTAL COMMODITIES</b>	<b>426</b>	<b>202</b>	<b>870</b>	<b>850</b>
65010	Rental City Equipment	0	1	950	0
65040	IT Maintenance Charge	12,845	11,860	11,490	11,830
65100	Insurance Charges	9,148	11,060	12,720	11,460
65105	Benefits Overhead	403	596	1,870	1,740
65210	Delivery Charges	672	850	0	0
65400	Indirect Costs	18,207	20,296	27,050	30,810
	<b>SUBTOTAL FIXED CHARGES</b>	<b>41,275</b>	<b>44,663</b>	<b>54,080</b>	<b>55,840</b>
68001	POB Misc Xfer to Fund 406	0	2,736	10,650	8,170
	<b>SUBTOTAL TRANSFERS</b>	<b>0</b>	<b>2,736</b>	<b>10,650</b>	<b>8,170</b>
69011	Reserve Appropriation	0	0	1,677,930	0
69138	Payment-Training Portion	165,004	210,486	239,090	239,090
	<b>SUBTOTAL MISCELLANEOUS</b>	<b>165,004</b>	<b>210,486</b>	<b>1,917,020</b>	<b>239,090</b>
	<b>TOTAL</b>	<b>552,607</b>	<b>624,147</b>	<b>2,516,900</b>	<b>838,970</b>

**ORANGE COUNTY SSA GRANTS**

COMMUNITY DEVELOPMENT		ACCOUNTING UNIT			
OC WIOA		12418750			
Account Code	LINE ITEM RESOURCES	ACTUAL FY 20-21	ACTUAL FY 21-22	ADOPTED FY 22-23	ADOPTED FY 23-24
61000	Salaries Regular	11,954	14,330	2,990	0
61100	Retirement-Employer Normal Cost	459	559	90	0
61102	Retirement- Employer Unfunded- Miscellaneous	1,326	2,087	0	0
61120	Medicare Insurance	158	224	40	0
61130	Health Insurance	1,766	2,032	470	0
	<b>SUBTOTAL SALARIES &amp; BENEFITS</b>	<b>15,664</b>	<b>19,231</b>	<b>3,590</b>	<b>0</b>
62120	Training, Transportation, Meetings	244	0	0	0
62500	Rent Payments	1,582	0	0	0
	<b>SUBTOTAL CONTRACTUALS</b>	<b>1,826</b>	<b>0</b>	<b>0</b>	<b>0</b>
63001	Miscellaneous Operating Expenses	1	1	0	0
	<b>SUBTOTAL COMMODITIES</b>	<b>1</b>	<b>1</b>	<b>0</b>	<b>0</b>
65400	Indirect Costs	1,194	1,433	300	0
	<b>SUBTOTAL FIXED CHARGES</b>	<b>1,194</b>	<b>1,433</b>	<b>300</b>	<b>0</b>
68001	POB Misc Xfer to Fund 406	0	32	0	0
	<b>SUBTOTAL TRANSFERS</b>	<b>0</b>	<b>32</b>	<b>0</b>	<b>0</b>
	<b>TOTAL</b>	<b>18,686</b>	<b>20,697</b>	<b>3,890</b>	<b>0</b>



**ORANGE COUNTY SSA GRANTS**

COMMUNITY DEVELOPMENT		ACCOUNTING UNIT			
RSCCD Grant		12418751			
Account Code	LINE ITEM RESOURCES	ACTUAL FY 20-21	ACTUAL FY 21-22	ADOPTED FY 22-23	ADOPTED FY 23-24
61000	Salaries Regular	7,151	0	0	0
61100	Retirement-Employer Normal Cost	292	0	0	0
61102	Retirement- Employer Unfunded- Miscellaneous	157	0	0	0
61120	Medicare Insurance	106	0	0	0
61130	Health Insurance	246	0	0	0
	<b>SUBTOTAL SALARIES &amp; BENEFITS</b>	<b>7,952</b>	<b>0</b>	<b>0</b>	<b>0</b>
62500	Rent Payments	243	0	0	0
	<b>SUBTOTAL CONTRACTUALS</b>	<b>243</b>	<b>0</b>	<b>0</b>	<b>0</b>
65400	Indirect Costs	760	0	0	0
	<b>SUBTOTAL FIXED CHARGES</b>	<b>760</b>	<b>0</b>	<b>0</b>	<b>0</b>
	<b>TOTAL</b>	<b>8,955</b>	<b>0</b>	<b>0</b>	<b>0</b>

**HOME PROGRAM FEDERAL GRANT  
DEPARTMENT RESOURCE SUMMARY**

**COMMUNITY DEVELOPMENT**

<b>ACTIVITIES</b>		<b>ACTUAL FY 20-21</b>	<b>ACTUAL FY 21-22</b>	<b>ADOPTED FY 22-23</b>	<b>ADOPTED FY 23-24</b>
<b>REVENUES</b>					
52000	Federal Grant-Direct	180,609	2,102,627	1,706,230	1,605,660
56900	Principal Repayment	277,997	806,513	345,000	218,330
56901	Interest Repayments	73,784	399,733	235,570	150,190
57990	Miscellaneous Income	0	280	600	200
58000	Earning On Investments	8,310	10,855	7,000	5,660
	<b>TOTAL REVENUES</b>	<b>540,699</b>	<b>3,320,008</b>	<b>2,294,400</b>	<b>1,980,040</b>
<b>EXPENDITURES</b>					
13018780	FEDERAL GRANT - HOME PROGRAM	201,662	2,132,926	2,294,400	1,605,670
	<b>TOTAL EXPENDITURES</b>	<b>201,662</b>	<b>2,132,926</b>	<b>2,294,400</b>	<b>1,605,670</b>
<b>OPERATING EXPENSES</b>		<b>ACTUAL FY 20-21</b>	<b>ACTUAL FY 21-22</b>	<b>ADOPTED FY 22-23</b>	<b>ADOPTED FY 23-24</b>
61000	SALARIES & BENEFITS	129,861	234,348	218,340	235,440
62000	CONTRACTUALS	14,929	40,502	73,730	74,430
63000	COMMODITIES	1,392	3,421	2,350	2,350
65000	FIXED CHARGES	32,009	48,486	46,640	56,140
68000	TRANSFERS	0	2,467	9,610	7,370
69000	MISCELLANEOUS	23,471	1,803,704	1,943,730	1,229,940
	<b>TOTAL</b>	<b>201,662</b>	<b>2,132,926</b>	<b>2,294,400</b>	<b>1,605,670</b>

**HOME PROGRAM FEDERAL GRANT**

COMMUNITY DEVELOPMENT		ACCOUNTING UNIT			
FEDERAL GRANT - HOME PROGRAM		13018002			
Account Code	LINE ITEM RESOURCES	ACTUAL FY 20-21	ACTUAL FY 21-22	ADOPTED FY 22-23	ADOPTED FY 23-24
52000	Federal Grant-Direct	180,609	2,102,627	1,706,230	1,605,660
56900	Principal Repayment	277,997	806,513	345,000	218,330
56901	Interest Repayments	73,784	399,733	235,570	150,190
57990	Miscellaneous Income	0	280	600	200
58000	Earning On Investments	8,310	10,855	7,000	5,660
	<b>SUBTOTAL REVENUES</b>	<b>540,699</b>	<b>3,320,008</b>	<b>2,294,400</b>	<b>1,980,040</b>
	<b>TOTAL</b>	<b>540,699</b>	<b>3,320,008</b>	<b>2,294,400</b>	<b>1,980,040</b>

**HOME PROGRAM FEDERAL GRANT**

COMMUNITY DEVELOPMENT		ACCOUNTING UNIT			
FEDERAL GRANT - HOME PROGRAM		13018780			
Account Code	LINE ITEM RESOURCES	ACTUAL FY 20-21	ACTUAL FY 21-22	ADOPTED FY 22-23	ADOPTED FY 23-24
61000	Salaries Regular	72,802	152,313	154,180	160,410
61010	Salaries Cash Out/Separation	2,386	0	0	0
61040	Salaries Overtime	0	437	500	500
61100	Retirement-Employer Normal Cost	6,234	11,073	10,590	13,140
61102	Retirement- Employer Unfunded- Miscellaneous	31,538	32,353	16,610	23,450
61120	Medicare Insurance	969	2,194	2,240	2,320
61130	Health Insurance	8,683	24,828	29,590	26,240
61170	Retiree Health Benefits	0	0	90	90
61180	Worker Compensation Insurance	7,250	11,150	4,540	9,290
	<b>SUBTOTAL SALARIES &amp; BENEFITS</b>	<b>129,861</b>	<b>234,348</b>	<b>218,340</b>	<b>235,440</b>
62010	Communications	1,071	1,306	1,250	1,950
62012	Cellular Phone Charges	0	0	500	500
62120	Training, Transportation, Meetings	0	3,239	5,080	5,080
62130	Tuition Reimbursement	0	213	0	0
62140	Membership, Subscription & Dues	966	129	1,600	1,600
62200	Advertising	7,782	424	5,500	5,500
62300	Contract Services-Professional	4,608	35,131	56,100	56,100
62302	Contracted Vendor Personnel Services	173	0	2,900	2,900
62400	Auditor Fee	190	61	550	550
62600	Parking Validation	99	0	150	150
62700	Auto Expense	40	0	100	100
	<b>SUBTOTAL CONTRACTUALS</b>	<b>14,929</b>	<b>40,502</b>	<b>73,730</b>	<b>74,430</b>
63001	Miscellaneous Operating Expenses	1,392	3,421	2,350	2,350
	<b>SUBTOTAL COMMODITIES</b>	<b>1,392</b>	<b>3,421</b>	<b>2,350</b>	<b>2,350</b>
65000	Building Rental	7,600	5,780	7,030	7,030
65010	Rental City Equipment	0	0	0	70
65040	IT Maintenance Charge	8,130	11,230	10,320	9,670
65100	Insurance Charges	7,880	12,240	5,410	10,520
65105	Benefits Overhead	350	490	800	1,610
65210	Delivery Charges	310	310	0	0
65400	Indirect Costs	7,739	18,436	23,080	27,240
	<b>SUBTOTAL FIXED CHARGES</b>	<b>32,009</b>	<b>48,486</b>	<b>46,640</b>	<b>56,140</b>
68001	POB Misc Xfer to Fund 406	0	2,467	9,610	7,370
	<b>SUBTOTAL TRANSFERS</b>	<b>0</b>	<b>2,467</b>	<b>9,610</b>	<b>7,370</b>
69011	Reserve Appropriation	0	0	1,943,730	1,229,940
69151	Resident Rehabilitation Loan	23,471	369	0	0
69152	Loans & Grants	0	1,803,335	0	0
	<b>SUBTOTAL MISCELLANEOUS</b>	<b>23,471</b>	<b>1,803,704</b>	<b>1,943,730</b>	<b>1,229,940</b>
	<b>TOTAL</b>	<b>201,662</b>	<b>2,132,926</b>	<b>2,294,400</b>	<b>1,605,670</b>

**HOUSING AUTHORITY-ISSUER FEE  
DEPARTMENT RESOURCE SUMMARY**

**COMMUNITY DEVELOPMENT**

<b>ACTIVITIES</b>		<b>ACTUAL FY 20-21</b>	<b>ACTUAL FY 21-22</b>	<b>ADOPTED FY 22-23</b>	<b>ADOPTED FY 23-24</b>
<b>REVENUES</b>					
57893	Issuer Fees/Settlement	43,161	54,018	45,000	48,330
58000	Earning On Investments	23,082	20,637	25,000	35,000
	<b>TOTAL REVENUES</b>	<b>66,243</b>	<b>74,655</b>	<b>70,000</b>	<b>83,330</b>
<b>EXPENDITURES</b>					
13318780	HOUSING AUTHORITY-ISSUER FEE	42,442	68,510	130,090	161,960
	<b>TOTAL EXPENDITURES</b>	<b>42,442</b>	<b>68,510</b>	<b>130,090</b>	<b>161,960</b>
<b>OPERATING EXPENSES</b>		<b>ACTUAL FY 20-21</b>	<b>ACTUAL FY 21-22</b>	<b>ADOPTED FY 22-23</b>	<b>ADOPTED FY 23-24</b>
61000	SALARIES & BENEFITS	26,108	55,812	107,510	134,300
62000	CONTRACTUALS	822	1,208	1,230	1,490
63000	COMMODITIES	59	350	1,000	1,000
65000	FIXED CHARGES	15,453	10,805	19,050	24,160
68000	TRANSFERS	0	336	1,300	1,010
	<b>TOTAL</b>	<b>42,442</b>	<b>68,510</b>	<b>130,090</b>	<b>161,960</b>

**HOUSING AUTHORITY-ISSUER FEE**

COMMUNITY DEVELOPMENT		ACCOUNTING UNIT			
HOUSING AUTHORITY-ISSUER FEE		13318002			
Account Code	LINE ITEM RESOURCES	ACTUAL FY 20-21	ACTUAL FY 21-22	ADOPTED FY 22-23	ADOPTED FY 23-24
57893	Issuer Fees/Settlement	43,161	54,018	45,000	48,330
58000	Earning On Investments	23,082	20,637	25,000	35,000
	<b>SUBTOTAL REVENUES</b>	<b>66,243</b>	<b>74,655</b>	<b>70,000</b>	<b>83,330</b>
	<b>TOTAL</b>	<b>66,243</b>	<b>74,655</b>	<b>70,000</b>	<b>83,330</b>

**HOUSING AUTHORITY-ISSUER FEE**

COMMUNITY DEVELOPMENT		ACCOUNTING UNIT			
HOUSING AUTHORITY-ISSUER FEE		13318780			
Account Code	LINE ITEM RESOURCES	ACTUAL FY 20-21	ACTUAL FY 21-22	ADOPTED FY 22-23	ADOPTED FY 23-24
61000	Salaries Regular	13,463	39,493	83,210	102,940
61040	Salaries Overtime	0	150	0	0
61100	Retirement-Employer Normal Cost	848	1,323	2,920	4,660
61102	Retirement- Employer Unfunded- Miscellaneous	4,292	6,593	2,260	7,820
61120	Medicare Insurance	193	573	1,200	1,400
61130	Health Insurance	2,111	4,574	16,540	14,400
61170	Retiree Health Benefits	0	1,177	540	720
61180	Worker Compensation Insurance	5,200	1,930	840	2,360
	<b>SUBTOTAL SALARIES &amp; BENEFITS</b>	<b>26,108</b>	<b>55,812</b>	<b>107,510</b>	<b>134,300</b>
62010	Communications	142	475	510	770
62120	Training, Transportation, Meetings	0	140	0	0
62300	Contract Services-Professional	680	593	720	720
	<b>SUBTOTAL CONTRACTUALS</b>	<b>822</b>	<b>1,208</b>	<b>1,230</b>	<b>1,490</b>
63001	Miscellaneous Operating Expenses	59	350	1,000	1,000
	<b>SUBTOTAL COMMODITIES</b>	<b>59</b>	<b>350</b>	<b>1,000</b>	<b>1,000</b>
65000	Building Rental	3,400	2,590	3,150	3,150
65040	IT Maintenance Charge	4,940	1,730	2,340	3,810
65100	Insurance Charges	5,650	2,120	1,000	2,690
65105	Benefits Overhead	250	110	150	410
65210	Delivery Charges	100	100	0	0
65400	Indirect Costs	1,113	4,155	12,410	14,100
	<b>SUBTOTAL FIXED CHARGES</b>	<b>15,453</b>	<b>10,805</b>	<b>19,050</b>	<b>24,160</b>
68001	POB Misc Xfer to Fund 406	0	336	1,300	1,010
	<b>SUBTOTAL TRANSFERS</b>	<b>0</b>	<b>336</b>	<b>1,300</b>	<b>1,010</b>
	<b>TOTAL</b>	<b>42,442</b>	<b>68,510</b>	<b>130,090</b>	<b>161,960</b>

**COMMUNITY DEV BLOCK GRANT  
DEPARTMENT RESOURCE SUMMARY**

**COMMUNITY DEVELOPMENT**

ACTIVITIES		ACTUAL FY 20-21	ACTUAL FY 21-22	ADOPTED FY 22-23	ADOPTED FY 23-24
<b>REVENUES</b>					
52000	Federal Grant-Direct	7,625,069	4,665,274	6,129,790	5,255,310
52008	Federal Grant-Direct COVID	4,767,484	1,275,103	170,890	97,170
52010	Federal Grant-Direct COVID ESG-CV	3,095,796	6,025,195	63,550	19,900
53307	Youth Field Usage Fee	6,464	16,056	15,000	10,160
53316	Leisure Classes	(225)	0	6,500	220
56900	Principal Repayment	167,064	431,115	25,000	25,000
56901	Interest Repayments	20,577	34,351	15,000	15,000
57960	Rental Of Property	145,200	145,200	145,200	145,200
57961	Contra Rent Revenue GASB 87	0	(145,200)	0	0
57962	Lease Revenue	0	147,051	0	0
57972	Sale of Equipment	61,322	0	0	0
57990	Miscellaneous Income	280	0	280	280
58020	Interest Income- Leases	0	23,995	0	0
	<b>TOTAL REVENUES</b>	<b>15,889,031</b>	<b>12,618,140</b>	<b>6,571,210</b>	<b>5,568,240</b>
<b>EXPENDITURES</b>					
13518780	COMMUNITY DEVELOPMENT ADMINISTRATION	816,349	844,050	1,335,110	961,620
13518782	COMMUNITY DEVELOPMENT-HOUSING	1,998,342	504,126	740,000	800,000
13518783	CDBG PROGRAMS	4,696,488	3,615,983	3,772,510	3,046,450
13518785	HUD-EMERGENCY SOLUTIONS GRANT	452,850	508,071	489,150	447,250
13518788	CDBG-CV	4,508,225	716,437	170,890	97,170
13518789	ESG-CV	3,560,234	6,517,376	63,550	19,900
	<b>TOTAL EXPENDITURES</b>	<b>16,032,489</b>	<b>12,706,041</b>	<b>6,571,210</b>	<b>5,372,390</b>
OPERATING EXPENSES		ACTUAL FY 20-21	ACTUAL FY 21-22	ADOPTED FY 22-23	ADOPTED FY 23-24
61000	SALARIES & BENEFITS	1,788,973	1,809,565	1,575,940	1,377,230
62000	CONTRACTUALS	224,366	499,178	264,170	156,030
63000	COMMODITIES	20,732	21,537	6,760	3,030
65000	FIXED CHARGES	238,349	246,652	310,440	282,680
66000	CAPITAL	3,364,131	2,148,173	0	1,425,240
67000	DEBT SERVICE	246,664	762,192	0	0
68000	TRANSFERS	0	27,653	107,670	72,930
69000	MISCELLANEOUS	10,149,272	7,191,091	4,306,230	2,055,250
	<b>TOTAL</b>	<b>16,032,489</b>	<b>12,706,041</b>	<b>6,571,210</b>	<b>5,372,390</b>



**COMMUNITY DEV BLOCK GRANT**

COMMUNITY DEVELOPMENT		ACCOUNTING UNIT			
CDBG-CV		13518788			
Account Code	LINE ITEM RESOURCES	ACTUAL FY 20-21	ACTUAL FY 21-22	ADOPTED FY 22-23	ADOPTED FY 23-24
61000	Salaries Regular	246,823	157,455	28,890	29,710
61010	Salaries Cash Out/Separation	0	163	0	0
61020	Salaries Part-Time	36,972	54,015	0	0
61040	Salaries Overtime	522	922	0	0
61100	Retirement-Employer Normal Cost	17,208	8,882	2,290	2,710
61102	Retirement- Employer Unfunded- Miscellaneous	87,060	92,062	45,860	4,510
61110	Part-Time Retirement	1,023	1,916	0	0
61120	Medicare Insurance	4,106	3,071	420	430
61130	Health Insurance	44,014	24,669	4,890	3,670
61170	Retiree Health Benefits	0	0	170	170
61180	Worker Compensation Insurance	0	0	17,700	12,660
	<b>SUBTOTAL SALARIES &amp; BENEFITS</b>	<b>437,728</b>	<b>343,154</b>	<b>100,220</b>	<b>53,860</b>
62010	Communications	547	383	0	230
62012	Cellular Phone Charges	3	0	0	0
62130	Tuition Reimbursement	0	494	0	0
62140	Membership, Subscription & Dues	0	2	0	0
62200	Advertising	4,638	0	0	0
62300	Contract Services-Professional	62,537	11,479	0	0
62400	Auditor Fee	1,108	1,345	0	0
62500	Rent Payments	78	8,820	0	0
	<b>SUBTOTAL CONTRACTUALS</b>	<b>68,911</b>	<b>22,523</b>	<b>0</b>	<b>230</b>
63001	Miscellaneous Operating Expenses	3,722	11,081	0	0
	<b>SUBTOTAL COMMODITIES</b>	<b>3,722</b>	<b>11,081</b>	<b>0</b>	<b>0</b>
65040	IT Maintenance Charge	0	0	15,670	1,140
65100	Insurance Charges	0	0	21,080	14,420
65105	Benefits Overhead	0	0	3,100	2,190
65400	Indirect Costs	30,223	25,657	4,310	5,000
	<b>SUBTOTAL FIXED CHARGES</b>	<b>30,223</b>	<b>25,657</b>	<b>44,160</b>	<b>22,750</b>
68001	POB Misc Xfer to Fund 406	0	6,809	26,510	20,330
	<b>SUBTOTAL TRANSFERS</b>	<b>0</b>	<b>6,809</b>	<b>26,510</b>	<b>20,330</b>
69135	Payment to Subagent	3,782,996	222,608	0	0
69152	Loans & Grants	184,644	84,606	0	0
	<b>SUBTOTAL MISCELLANEOUS</b>	<b>3,967,640</b>	<b>307,213</b>	<b>0</b>	<b>0</b>
	<b>TOTAL</b>	<b>4,508,225</b>	<b>716,437</b>	<b>170,890</b>	<b>97,170</b>

**COMMUNITY DEV BLOCK GRANT**

COMMUNITY DEVELOPMENT		ACCOUNTING UNIT			
ESG-CV		13518789			
Account Code	LINE ITEM RESOURCES	ACTUAL FY 20-21	ACTUAL FY 21-22	ADOPTED FY 22-23	ADOPTED FY 23-24
61000	Salaries Regular	88,134	43,121	8,520	8,520
61010	Salaries Cash Out/Separation	0	140	0	0
61020	Salaries Part-Time	8,028	12,312	0	0
61040	Salaries Overtime	1,306	31	0	0
61100	Retirement-Employer Normal Cost	8,168	3,547	960	1,070
61102	Retirement- Employer Unfunded- Miscellaneous	41,325	41,357	21,770	0
61110	Part-Time Retirement	301	462	0	0
61120	Medicare Insurance	1,379	937	120	120
61130	Health Insurance	14,807	8,334	1,260	640
61170	Retiree Health Benefits	0	0	90	90
61180	Worker Compensation Insurance	0	0	6,000	3,320
	<b>SUBTOTAL SALARIES &amp; BENEFITS</b>	<b>163,449</b>	<b>110,241</b>	<b>38,720</b>	<b>13,760</b>
62000	Utilities	0	18,577	0	0
62010	Communications	288	1,086	0	60
62130	Tuition Reimbursement	0	55	0	0
62200	Advertising	703	0	0	0
62300	Contract Services-Professional	25,002	273,856	0	0
62302	Contracted Vendor Personnel Services	0	53,948	0	0
62400	Auditor Fee	2	6,236	0	0
	<b>SUBTOTAL CONTRACTUALS</b>	<b>25,995</b>	<b>353,758</b>	<b>0</b>	<b>60</b>
63001	Miscellaneous Operating Expenses	11,169	766	0	0
	<b>SUBTOTAL COMMODITIES</b>	<b>11,169</b>	<b>766</b>	<b>0</b>	<b>0</b>
65040	IT Maintenance Charge	0	0	2,790	280
65100	Insurance Charges	0	0	7,140	3,780
65105	Benefits Overhead	0	0	1,050	580
65400	Indirect Costs	10,361	6,700	1,270	1,440
	<b>SUBTOTAL FIXED CHARGES</b>	<b>10,361</b>	<b>6,700</b>	<b>12,250</b>	<b>6,080</b>
67200	Principal-Leases	138,374	430,006	0	0
67210	Interest-Leases	108,290	332,185	0	0
	<b>SUBTOTAL DEBT SERVICE</b>	<b>246,664</b>	<b>762,192</b>	<b>0</b>	<b>0</b>
68001	POB Misc Xfer to Fund 406	0	3,232	12,580	0
	<b>SUBTOTAL TRANSFERS</b>	<b>0</b>	<b>3,232</b>	<b>12,580</b>	<b>0</b>
69135	Payment to Subagent	3,102,596	5,280,487	0	0
	<b>SUBTOTAL MISCELLANEOUS</b>	<b>3,102,596</b>	<b>5,280,487</b>	<b>0</b>	<b>0</b>
	<b>TOTAL</b>	<b>3,560,234</b>	<b>6,517,376</b>	<b>63,550</b>	<b>19,900</b>

**COMMUNITY DEV BLOCK GRANT**

COMMUNITY DEVELOPMENT		ACCOUNTING UNIT			
COMMUNITY DEVELOPMENT ADMINISTRATION		13518002			
Account Code	LINE ITEM RESOURCES	ACTUAL FY 20-21	ACTUAL FY 21-22	ADOPTED FY 22-23	ADOPTED FY 23-24
52000	Federal Grant-Direct	7,625,069	4,665,274	6,129,790	5,255,310
52008	Federal Grant-Direct COVID	4,767,484	1,275,103	170,890	97,170
52010	Federal Grant-Direct COVID ESG-CV	3,095,796	6,025,195	63,550	19,900
53307	Youth Field Usage Fee	6,464	16,056	15,000	10,160
53316	Leisure Classes	(225)	0	6,500	220
56900	Principal Repayment	167,064	431,115	25,000	25,000
56901	Interest Repayments	20,577	34,351	15,000	15,000
57960	Rental Of Property	145,200	145,200	145,200	145,200
57961	Contra Rent Revenue GASB 87	0	(145,200)	0	0
57962	Lease Revenue	0	147,051	0	0
57972	Sale of Equipment	61,322	0	0	0
57990	Miscellaneous Income	280	0	280	280
58020	Interest Income- Leases	0	23,995	0	0
	<b>SUBTOTAL REVENUES</b>	<b>15,889,031</b>	<b>12,618,140</b>	<b>6,571,210</b>	<b>5,568,240</b>
	<b>TOTAL</b>	<b>15,889,031</b>	<b>12,618,140</b>	<b>6,571,210</b>	<b>5,568,240</b>

**COMMUNITY DEV BLOCK GRANT**

COMMUNITY DEVELOPMENT		ACCOUNTING UNIT			
COMMUNITY DEVELOPMENT ADMINISTRATION		13518780			
Account Code	LINE ITEM RESOURCES	ACTUAL FY 20-21	ACTUAL FY 21-22	ADOPTED FY 22-23	ADOPTED FY 23-24
61000	Salaries Regular	299,421	317,818	501,120	425,900
61010	Salaries Cash Out/Separation	17	326	0	0
61020	Salaries Part-Time	10,174	4,184	0	0
61040	Salaries Overtime	7,227	8,518	7,500	6,000
61100	Retirement-Employer Normal Cost	14,766	14,750	23,390	23,300
61102	Retirement- Employer Unfunded- Miscellaneous	74,704	86,328	39,350	32,290
61110	Part-Time Retirement	382	157	0	0
61120	Medicare Insurance	4,459	4,706	7,240	6,240
61130	Health Insurance	54,709	59,739	107,610	72,590
61170	Retiree Health Benefits	0	0	550	600
61180	Worker Compensation Insurance	34,340	28,990	19,310	19,280
	<b>SUBTOTAL SALARIES &amp; BENEFITS</b>	<b>500,200</b>	<b>525,516</b>	<b>706,070</b>	<b>586,200</b>
62010	Communications	2,759	1,583	2,850	3,680
62012	Cellular Phone Charges	3	3	30	0
62120	Training, Transportation, Meetings	250	8,418	7,500	2,000
62130	Tuition Reimbursement	0	172	0	0
62140	Membership, Subscription & Dues	3,016	146	3,250	2,060
62200	Advertising	20,038	13,956	21,000	18,000
62300	Contract Services-Professional	79,458	87,874	212,170	115,100
62302	Contracted Vendor Personnel Services	6,985	4,202	7,500	7,120
62400	Auditor Fee	10,593	2,310	0	3,000
62600	Parking Validation	1,528	920	1,750	300
62700	Auto Expense	40	440	0	0
	<b>SUBTOTAL CONTRACTUALS</b>	<b>124,670</b>	<b>120,024</b>	<b>256,050</b>	<b>151,260</b>
63001	Miscellaneous Operating Expenses	5,821	9,650	6,130	2,700
	<b>SUBTOTAL COMMODITIES</b>	<b>5,821</b>	<b>9,650</b>	<b>6,130</b>	<b>2,700</b>
65000	Building Rental	26,500	20,180	24,540	24,540
65040	IT Maintenance Charge	25,300	28,210	24,150	28,160
65100	Insurance Charges	37,360	31,830	23,000	21,960
65105	Benefits Overhead	1,660	1,710	3,390	3,340
65210	Delivery Charges	1,160	1,160	0	0
65400	Indirect Costs	33,678	39,927	75,890	66,010
	<b>SUBTOTAL FIXED CHARGES</b>	<b>125,658</b>	<b>123,017</b>	<b>150,970</b>	<b>144,010</b>
68001	POB Misc Xfer to Fund 406	0	5,842	22,750	17,450
	<b>SUBTOTAL TRANSFERS</b>	<b>0</b>	<b>5,842</b>	<b>22,750</b>	<b>17,450</b>
69011	Reserve Appropriation	0	0	133,140	0
69135	Payment to Subagent	60,000	60,000	60,000	60,000
	<b>SUBTOTAL MISCELLANEOUS</b>	<b>60,000</b>	<b>60,000</b>	<b>193,140</b>	<b>60,000</b>
	<b>TOTAL</b>	<b>816,349</b>	<b>844,050</b>	<b>1,335,110</b>	<b>961,620</b>

**COMMUNITY DEV BLOCK GRANT**

COMMUNITY DEVELOPMENT		ACCOUNTING UNIT			
COMMUNITY DEVELOPMENT-HOUSING		13518782			
Account Code	LINE ITEM RESOURCES	ACTUAL FY 20-21	ACTUAL FY 21-22	ADOPTED FY 22-23	ADOPTED FY 23-24
69135	Payment to Subagent	0	304,126	480,000	500,000
69152	Loans & Grants	1,998,342	200,000	260,000	300,000
	<b>SUBTOTAL MISCELLANEOUS</b>	<b>1,998,342</b>	<b>504,126</b>	<b>740,000</b>	<b>800,000</b>
	<b>TOTAL</b>	<b>1,998,342</b>	<b>504,126</b>	<b>740,000</b>	<b>800,000</b>

**COMMUNITY DEV BLOCK GRANT**

COMMUNITY DEVELOPMENT		ACCOUNTING UNIT			
CDBG PROGRAMS		13518783			
Account Code	LINE ITEM RESOURCES	ACTUAL FY 20-21	ACTUAL FY 21-22	ADOPTED FY 22-23	ADOPTED FY 23-24
61000	Salaries Regular	350,981	411,751	412,000	391,730
61020	Salaries Part-Time	968	0	0	0
61040	Salaries Overtime	294	400	0	0
61100	Retirement-Employer Normal Cost	28,284	34,600	46,270	53,330
61102	Retirement- Employer Unfunded- Miscellaneous	143,090	179,202	75,380	58,520
61110	Part-Time Retirement	37	0	0	0
61120	Medicare Insurance	5,167	6,151	5,980	7,680
61130	Health Insurance	58,894	63,157	103,000	131,960
61180	Worker Compensation Insurance	21,290	22,830	21,960	24,650
	<b>SUBTOTAL SALARIES &amp; BENEFITS</b>	<b>609,005</b>	<b>718,092</b>	<b>664,590</b>	<b>667,870</b>
65100	Insurance Charges	23,160	25,060	26,140	28,080
65105	Benefits Overhead	1,030	1,910	3,850	4,270
65210	Delivery Charges	1,380	1,380	0	0
65400	Indirect Costs	37,443	49,788	61,850	66,360
	<b>SUBTOTAL FIXED CHARGES</b>	<b>63,013</b>	<b>78,138</b>	<b>91,840</b>	<b>98,710</b>
66200	Buildings & Building Improvements	349,579	388,932	0	500,000
66220	Improvements Other Than Building	3,014,553	1,759,241	0	925,240
	<b>SUBTOTAL CAPITAL</b>	<b>3,364,131</b>	<b>2,148,173</b>	<b>0</b>	<b>1,425,240</b>
68001	POB Misc Xfer to Fund 406	0	11,191	43,570	33,420
	<b>SUBTOTAL TRANSFERS</b>	<b>0</b>	<b>11,191</b>	<b>43,570</b>	<b>33,420</b>
69011	Reserve Appropriation	0	0	2,027,510	0
69135	Payment to Subagent	660,338	660,389	845,000	721,210
69152	Loans & Grants	0	0	100,000	100,000
	<b>SUBTOTAL MISCELLANEOUS</b>	<b>660,338</b>	<b>660,389</b>	<b>2,972,510</b>	<b>821,210</b>
	<b>TOTAL</b>	<b>4,696,488</b>	<b>3,615,983</b>	<b>3,772,510</b>	<b>3,046,450</b>

**COMMUNITY DEV BLOCK GRANT**

COMMUNITY DEVELOPMENT		ACCOUNTING UNIT			
HUD-EMERGENCY SOLUTIONS GRANT		13518785			
Account Code	LINE ITEM RESOURCES	ACTUAL FY 20-21	ACTUAL FY 21-22	ADOPTED FY 22-23	ADOPTED FY 23-24
61000	Salaries Regular	16,693	21,442	11,870	12,540
61040	Salaries Overtime	48,251	75,911	45,140	33,920
61100	Retirement-Employer Normal Cost	1,462	2,230	1,330	1,570
61102	Retirement- Employer Unfunded- Miscellaneous	7,399	7,843	3,900	3,130
61120	Medicare Insurance	237	341	170	180
61130	Health Insurance	3,528	4,315	2,890	2,920
61180	Worker Compensation Insurance	1,020	480	1,040	1,280
	<b>SUBTOTAL SALARIES &amp; BENEFITS</b>	<b>78,591</b>	<b>112,562</b>	<b>66,340</b>	<b>55,540</b>
62010	Communications	15	3	30	170
62120	Training, Transportation, Meetings	0	0	2,810	0
62200	Advertising	277	351	430	310
62300	Contract Services-Professional	4,147	1,854	4,250	3,650
62302	Contracted Vendor Personnel Services	118	0	330	120
62400	Auditor Fee	205	665	240	200
62600	Parking Validation	29	0	30	30
	<b>SUBTOTAL CONTRACTUALS</b>	<b>4,791</b>	<b>2,873</b>	<b>8,120</b>	<b>4,480</b>
63001	Miscellaneous Operating Expenses	20	40	630	330
	<b>SUBTOTAL COMMODITIES</b>	<b>20</b>	<b>40</b>	<b>630</b>	<b>330</b>
65000	Building Rental	800	600	730	730
65040	IT Maintenance Charge	0	0	560	850
65100	Insurance Charges	1,110	530	1,240	1,460
65105	Benefits Overhead	50	20	180	220
65210	Delivery Charges	230	230	0	0
65400	Indirect Costs	6,904	11,760	8,510	7,870
	<b>SUBTOTAL FIXED CHARGES</b>	<b>9,094</b>	<b>13,140</b>	<b>11,220</b>	<b>11,130</b>
68001	POB Misc Xfer to Fund 406	0	579	2,260	1,730
	<b>SUBTOTAL TRANSFERS</b>	<b>0</b>	<b>579</b>	<b>2,260</b>	<b>1,730</b>
69135	Payment to Subagent	360,355	378,877	400,580	374,040
	<b>SUBTOTAL MISCELLANEOUS</b>	<b>360,355</b>	<b>378,877</b>	<b>400,580</b>	<b>374,040</b>
	<b>TOTAL</b>	<b>452,850</b>	<b>508,071</b>	<b>489,150</b>	<b>447,250</b>

**HOUSING AUTHORITY-VOUCHER HAP  
DEPARTMENT RESOURCE SUMMARY**

**COMMUNITY DEVELOPMENT**

<b>ACTIVITIES</b>		<b>ACTUAL FY 20-21</b>	<b>ACTUAL FY 21-22</b>	<b>ADOPTED FY 22-23</b>	<b>ADOPTED FY 23-24</b>
<b>REVENUES</b>					
52000	Federal Grant-Direct	32,966,386	37,832,367	40,438,540	40,901,720
52006	Foster Youth Independence TPV	192,718	258,195	850,000	1,181,360
52007	Veterans Affairs Supportive Housing	401,235	0	0	2,672,170
57890	Fraud Recovery-HUD	6,369	600	5,000	500
57894	FSS Terminated Received	21,356	161,655	21,000	100,000
	<b>TOTAL REVENUES</b>	<b>33,588,064</b>	<b>38,252,817</b>	<b>41,314,540</b>	<b>44,855,750</b>
<b>EXPENDITURES</b>					
13618760	HOUSING AUTHORITY-VOUCHER HAP	35,170,722	38,310,383	41,314,540	44,405,750
	<b>TOTAL EXPENDITURES</b>	<b>35,170,722</b>	<b>38,310,383</b>	<b>41,314,540</b>	<b>44,405,750</b>
<b>OPERATING EXPENSES</b>		<b>ACTUAL FY 20-21</b>	<b>ACTUAL FY 21-22</b>	<b>ADOPTED FY 22-23</b>	<b>ADOPTED FY 23-24</b>
69000	MISCELLANEOUS	35,170,722	38,310,383	41,314,540	44,405,750
	<b>TOTAL</b>	<b>35,170,722</b>	<b>38,310,383</b>	<b>41,314,540</b>	<b>44,405,750</b>



**HOUSING AUTHORITY-VOUCHER HAP**

COMMUNITY DEVELOPMENT		ACCOUNTING UNIT			
HOUSING AUTHORITY-VOUCHER HAP		13618002			
Account Code	LINE ITEM RESOURCES	ACTUAL FY 20-21	ACTUAL FY 21-22	ADOPTED FY 22-23	ADOPTED FY 23-24
52000	Federal Grant-Direct	32,966,386	37,832,367	40,438,540	40,901,720
52006	Foster Youth Independence TPV	192,718	258,195	850,000	1,181,360
52007	Veterans Affairs Supportive Housing	401,235	0	0	2,672,170
57890	Fraud Recovery-HUD	6,369	600	5,000	500
57894	FSS Terminated Received	21,356	161,655	21,000	100,000
	<b>SUBTOTAL REVENUES</b>	<b>33,588,064</b>	<b>38,252,817</b>	<b>41,314,540</b>	<b>44,855,750</b>
	<b>TOTAL</b>	<b>33,588,064</b>	<b>38,252,817</b>	<b>41,314,540</b>	<b>44,855,750</b>

**HOUSING AUTHORITY-VOUCHER HAP**

COMMUNITY DEVELOPMENT		ACCOUNTING UNIT			
HOUSING AUTHORITY-VOUCHER HAP		13618760			
Account Code	LINE ITEM RESOURCES	ACTUAL FY 20-21	ACTUAL FY 21-22	ADOPTED FY 22-23	ADOPTED FY 23-24
69158	Housing Assist Pmt	19,162,218	21,507,518	23,154,540	24,932,220
69159	HAP-FSS Escrow	217,396	280,017	260,000	300,000
69162	Port Out HAP	11,246,233	10,727,825	11,250,000	11,500,000
69169	Foster Youth Independence TPV	394,401	692,387	850,000	1,181,360
69170	Veterans Affairs Supportive Housing	2,135,237	2,302,714	2,500,000	2,672,170
69171	Project Based Vouchers	1,920,133	2,526,934	3,000,000	3,500,000
69172	Tenant Protection Vouchers	95,104	272,988	300,000	320,000
	<b>SUBTOTAL MISCELLANEOUS</b>	<b>35,170,722</b>	<b>38,310,383</b>	<b>41,314,540</b>	<b>44,405,750</b>
	<b>TOTAL</b>	<b>35,170,722</b>	<b>38,310,383</b>	<b>41,314,540</b>	<b>44,405,750</b>

**HOUSING AUTHORITY- MAINSTREAM  
DEPARTMENT RESOURCE SUMMARY**

**COMMUNITY DEVELOPMENT**

<b>ACTIVITIES</b>		<b>ACTUAL FY 20-21</b>	<b>ACTUAL FY 21-22</b>	<b>ADOPTED FY 22-23</b>	<b>ADOPTED FY 23-24</b>
REVENUES					
52000	Federal Grant-Direct	2,142,454	2,195,598	2,427,940	2,488,540
	<b>TOTAL REVENUES</b>	2,142,454	2,195,598	2,427,940	2,488,540
EXPENDITURES					
13718760	HOUSING AUTHORITY- NED	2,142,454	2,195,598	2,427,940	2,938,540
	<b>TOTAL EXPENDITURES</b>	2,142,454	2,195,598	2,427,940	2,938,540
<b>OPERATING EXPENSES</b>		<b>ACTUAL FY 20-21</b>	<b>ACTUAL FY 21-22</b>	<b>ADOPTED FY 22-23</b>	<b>ADOPTED FY 23-24</b>
69000	MISCELLANEOUS	2,142,454	2,195,598	2,427,940	2,938,540
	<b>TOTAL</b>	<b>2,142,454</b>	<b>2,195,598</b>	<b>2,427,940</b>	<b>2,938,540</b>

**HOUSING AUTHORITY- MAINSTREAM**

COMMUNITY DEVELOPMENT		ACCOUNTING UNIT			
HOUSING AUTHORITY- NED		13718002			
Account Code	LINE ITEM RESOURCES	ACTUAL FY 20-21	ACTUAL FY 21-22	ADOPTED FY 22-23	ADOPTED FY 23-24
52000	Federal Grant-Direct	2,142,454	2,195,598	2,427,940	2,488,540
	<b>SUBTOTAL REVENUES</b>	<b>2,142,454</b>	<b>2,195,598</b>	<b>2,427,940</b>	<b>2,488,540</b>
	<b>TOTAL</b>	<b>2,142,454</b>	<b>2,195,598</b>	<b>2,427,940</b>	<b>2,488,540</b>

**HOUSING AUTHORITY- MAINSTREAM**

COMMUNITY DEVELOPMENT		ACCOUNTING UNIT			
HOUSING AUTHORITY- NED		13718760			
Account Code	LINE ITEM RESOURCES	ACTUAL FY 20-21	ACTUAL FY 21-22	ADOPTED FY 22-23	ADOPTED FY 23-24
69158	Housing Assist Pmt	1,726,443	1,797,296	1,977,940	2,488,540
69162	Port Out HAP	416,011	398,302	450,000	450,000
	<b>SUBTOTAL MISCELLANEOUS</b>	<b>2,142,454</b>	<b>2,195,598</b>	<b>2,427,940</b>	<b>2,938,540</b>
	<b>TOTAL</b>	<b>2,142,454</b>	<b>2,195,598</b>	<b>2,427,940</b>	<b>2,938,540</b>

**HOUSING AUTHORITY-MS 5  
DEPARTMENT RESOURCE SUMMARY**

**COMMUNITY DEVELOPMENT**

<b>ACTIVITIES</b>		<b>ACTUAL FY 20-21</b>	<b>ACTUAL FY 21-22</b>	<b>ADOPTED FY 22-23</b>	<b>ADOPTED FY 23-24</b>
REVENUES					
52000	Federal Grant-Direct	1,423,626	2,173,577	2,357,600	2,894,320
	<b>TOTAL REVENUES</b>	1,423,626	2,173,577	2,357,600	2,894,320
EXPENDITURES					
13818760	Housing Authority-MS 5	753,905	2,896,974	2,357,600	2,857,810
	<b>TOTAL EXPENDITURES</b>	753,905	2,896,974	2,357,600	2,857,810
<b>OPERATING EXPENSES</b>		<b>ACTUAL FY 20-21</b>	<b>ACTUAL FY 21-22</b>	<b>ADOPTED FY 22-23</b>	<b>ADOPTED FY 23-24</b>
69000	MISCELLANEOUS	753,905	2,896,974	2,357,600	2,857,810
	<b>TOTAL</b>	<b>753,905</b>	<b>2,896,974</b>	<b>2,357,600</b>	<b>2,857,810</b>

**HOUSING AUTHORITY-MS 5**

COMMUNITY DEVELOPMENT HOUSING AUTHORITY-MS 5		ACCOUNTING UNIT 13818002			
Account Code	LINE ITEM RESOURCES	ACTUAL FY 20-21	ACTUAL FY 21-22	ADOPTED FY 22-23	ADOPTED FY 23-24
52000	Federal Grant-Direct	1,423,626	2,173,577	2,357,600	2,894,320
	<b>SUBTOTAL REVENUES</b>	<b>1,423,626</b>	<b>2,173,577</b>	<b>2,357,600</b>	<b>2,894,320</b>
	<b>TOTAL</b>	<b>1,423,626</b>	<b>2,173,577</b>	<b>2,357,600</b>	<b>2,894,320</b>

**HOUSING AUTHORITY-MS 5**

COMMUNITY DEVELOPMENT		ACCOUNTING UNIT			
Housing Authority-MS 5		13818760			
Account Code	LINE ITEM RESOURCES	ACTUAL FY 20-21	ACTUAL FY 21-22	ADOPTED FY 22-23	ADOPTED FY 23-24
69158	Housing Assist Pmt	753,905	2,896,974	2,357,600	2,857,810
	<b>SUBTOTAL MISCELLANEOUS</b>	<b>753,905</b>	<b>2,896,974</b>	<b>2,357,600</b>	<b>2,857,810</b>
	<b>TOTAL</b>	<b>753,905</b>	<b>2,896,974</b>	<b>2,357,600</b>	<b>2,857,810</b>



**HOUSING AUTHORITY-NEW CONSTR  
DEPARTMENT RESOURCE SUMMARY**

**COMMUNITY DEVELOPMENT**

<b>ACTIVITIES</b>		<b>ACTUAL FY 20-21</b>	<b>ACTUAL FY 21-22</b>	<b>ADOPTED FY 22-23</b>	<b>ADOPTED FY 23-24</b>
<b>REVENUES</b>					
52000	Federal Grant-Direct	105,076	181,816	244,730	244,730
52004	HCV - Additional Admin Fee	0	249	0	0
57000	Expense Reimbursement	0	3,747	0	0
58000	Earning On Investments	20	0	0	0
	<b>TOTAL REVENUES</b>	<b>105,096</b>	<b>185,812</b>	<b>244,730</b>	<b>244,730</b>
<b>EXPENDITURES</b>					
13918760	Housing Authority- New Construction	0	0	0	309,480
13918780	ADMIN - Mainstream 5 Vouchers	7,218	153,874	244,730	235,770
	<b>TOTAL EXPENDITURES</b>	<b>7,218</b>	<b>153,874</b>	<b>244,730</b>	<b>545,250</b>
<b>OPERATING EXPENSES</b>		<b>ACTUAL FY 20-21</b>	<b>ACTUAL FY 21-22</b>	<b>ADOPTED FY 22-23</b>	<b>ADOPTED FY 23-24</b>
61000	SALARIES & BENEFITS	6,315	126,429	206,670	214,740
62000	CONTRACTUALS	591	8,500	11,000	2,350
63000	COMMODITIES	0	130	0	0
65000	FIXED CHARGES	312	15,008	26,830	18,490
68000	TRANSFERS	0	61	230	190
69000	MISCELLANEOUS	0	3,747	0	309,480
	<b>TOTAL</b>	<b>7,218</b>	<b>153,874</b>	<b>244,730</b>	<b>545,250</b>

**HOUSING AUTHORITY-NEW CONSTR**

COMMUNITY DEVELOPMENT		ACCOUNTING UNIT			
HOUSING AUTHORITY - NEW CONSTRUCTION		13918002			
Account Code	LINE ITEM RESOURCES	ACTUAL FY 20-21	ACTUAL FY 21-22	ADOPTED FY 22-23	ADOPTED FY 23-24
52000	Federal Grant-Direct	105,076	181,816	244,730	244,730
52004	HCV - Additional Admin Fee	0	249	0	0
57000	Expense Reimbursement	0	3,747	0	0
58000	Earning On Investments	20	0	0	0
	<b>SUBTOTAL REVENUES</b>	<b>105,096</b>	<b>185,812</b>	<b>244,730</b>	<b>244,730</b>
	<b>TOTAL</b>	<b>105,096</b>	<b>185,812</b>	<b>244,730</b>	<b>244,730</b>

**HOUSING AUTHORITY-NEW CONSTR**

COMMUNITY DEVELOPMENT		ACCOUNTING UNIT			
Housing Authority- New Construction		13918760			
Account Code	LINE ITEM RESOURCES	ACTUAL FY 20-21	ACTUAL FY 21-22	ADOPTED FY 22-23	ADOPTED FY 23-24
69011	Reserve Appropriation	0	0	0	309,480
	<b>SUBTOTAL MISCELLANEOUS</b>	<b>0</b>	<b>0</b>	<b>0</b>	<b>309,480</b>
	<b>TOTAL</b>	<b>0</b>	<b>0</b>	<b>0</b>	<b>309,480</b>

**HOUSING AUTHORITY-NEW CONSTR**

COMMUNITY DEVELOPMENT		ACCOUNTING UNIT			
ADMIN - Mainstream 5 Vouchers		13918780			
Account Code	LINE ITEM RESOURCES	ACTUAL FY 20-21	ACTUAL FY 21-22	ADOPTED FY 22-23	ADOPTED FY 23-24
61000	Salaries Regular	3,775	86,898	144,240	151,590
61010	Salaries Cash Out/Separation	584	370	0	0
61040	Salaries Overtime	0	487	500	0
61100	Retirement-Employer Normal Cost	154	6,874	14,910	17,680
61102	Retirement- Employer Unfunded- Miscellaneous	779	700	410	4,530
61120	Medicare Insurance	71	1,265	2,090	2,200
61130	Health Insurance	951	27,305	44,280	33,540
61180	Worker Compensation Insurance	0	2,530	240	5,200
	<b>SUBTOTAL SALARIES &amp; BENEFITS</b>	<b>6,315</b>	<b>126,429</b>	<b>206,670</b>	<b>214,740</b>
62010	Communications	0	425	0	2,350
62300	Contract Services-Professional	369	7,770	11,000	0
62400	Auditor Fee	222	305	0	0
	<b>SUBTOTAL CONTRACTUALS</b>	<b>591</b>	<b>8,500</b>	<b>11,000</b>	<b>2,350</b>
63001	Miscellaneous Operating Expenses	0	130	0	0
	<b>SUBTOTAL COMMODITIES</b>	<b>0</b>	<b>130</b>	<b>0</b>	<b>0</b>
65040	IT Maintenance Charge	0	2,880	5,860	11,660
65100	Insurance Charges	0	2,780	280	5,930
65105	Benefits Overhead	0	190	40	900
65400	Indirect Costs	312	9,158	20,650	0
	<b>SUBTOTAL FIXED CHARGES</b>	<b>312</b>	<b>15,008</b>	<b>26,830</b>	<b>18,490</b>
68001	POB Misc Xfer to Fund 406	0	61	230	190
	<b>SUBTOTAL TRANSFERS</b>	<b>0</b>	<b>61</b>	<b>230</b>	<b>190</b>
69167	Portprop Disbursement	0	3,747	0	0
	<b>SUBTOTAL MISCELLANEOUS</b>	<b>0</b>	<b>3,747</b>	<b>0</b>	<b>0</b>
	<b>TOTAL</b>	<b>7,218</b>	<b>153,874</b>	<b>244,730</b>	<b>235,770</b>

**HOUSING AUTHORITY-VOUCHER ADM  
DEPARTMENT RESOURCE SUMMARY**

**COMMUNITY DEVELOPMENT**

<b>ACTIVITIES</b>		<b>ACTUAL FY 20-21</b>	<b>ACTUAL FY 21-22</b>	<b>ADOPTED FY 22-23</b>	<b>ADOPTED FY 23-24</b>
<b>REVENUES</b>					
52000	Federal Grant-Direct	3,269,659	3,596,801	4,255,000	4,255,000
52003	HCV - FSS Coordinator	178,652	70,523	225,180	225,180
52004	HCV - Additional Admin Fee	3,481	3,729	3,200	3,200
52006	Foster Youth Independence TPV	0	84,017	0	0
52007	Veterans Affairs Supportive Housing	0	84,017	0	0
57000	Expense Reimbursement	30,499	43,893	25,000	25,000
57010	Miscellaneous Recoveries	0	30	0	0
57890	Fraud Recovery-HUD	6,369	600	2,500	2,500
58000	Earning On Investments	349	0	0	0
	<b>TOTAL REVENUES</b>	<b>3,489,009</b>	<b>3,883,611</b>	<b>4,510,880</b>	<b>4,510,880</b>
<b>EXPENDITURES</b>					
14018760	HOUSING AUTHORITY-VOUCHERS ADM	1,987,616	3,568,459	4,510,870	4,767,570
	<b>TOTAL EXPENDITURES</b>	<b>1,987,616</b>	<b>3,568,459</b>	<b>4,510,870</b>	<b>4,767,570</b>
<b>OPERATING EXPENSES</b>		<b>ACTUAL FY 20-21</b>	<b>ACTUAL FY 21-22</b>	<b>ADOPTED FY 22-23</b>	<b>ADOPTED FY 23-24</b>
61000	SALARIES & BENEFITS	741,487	1,885,093	2,026,880	2,244,690
62000	CONTRACTUALS	207,382	397,241	507,240	531,850
63000	COMMODITIES	32,828	125,762	85,880	90,880
65000	FIXED CHARGES	280,342	346,978	492,340	508,060
66000	CAPITAL	0	0	20,000	35,000
68000	TRANSFERS	0	23,612	91,940	70,500
69000	MISCELLANEOUS	725,577	789,772	1,286,590	1,286,590
	<b>TOTAL</b>	<b>1,987,616</b>	<b>3,568,459</b>	<b>4,510,870</b>	<b>4,767,570</b>

**HOUSING AUTHORITY-VOUCHER ADM**

COMMUNITY DEVELOPMENT		ACCOUNTING UNIT			
HOUSING AUTHORITY-VOUCHERS ADM		14018002			
Account Code	LINE ITEM RESOURCES	ACTUAL FY 20-21	ACTUAL FY 21-22	ADOPTED FY 22-23	ADOPTED FY 23-24
52000	Federal Grant-Direct	3,269,659	3,596,801	4,255,000	4,255,000
52003	HCV - FSS Coordinator	178,652	70,523	225,180	225,180
52004	HCV - Additional Admin Fee	3,481	3,729	3,200	3,200
52006	Foster Youth Independence TPV	0	84,017	0	0
52007	Veterans Affairs Supportive Housing	0	84,017	0	0
57000	Expense Reimbursement	30,499	43,893	25,000	25,000
57010	Miscellaneous Recoveries	0	30	0	0
57890	Fraud Recovery-HUD	6,369	600	2,500	2,500
58000	Earning On Investments	349	0	0	0
	<b>SUBTOTAL REVENUES</b>	<b>3,489,009</b>	<b>3,883,611</b>	<b>4,510,880</b>	<b>4,510,880</b>
	<b>TOTAL</b>	<b>3,489,009</b>	<b>3,883,611</b>	<b>4,510,880</b>	<b>4,510,880</b>

**HOUSING AUTHORITY-VOUCHER ADM**

COMMUNITY DEVELOPMENT		ACCOUNTING UNIT			
HOUSING AUTHORITY-VOUCHERS ADM		14018760			
Account Code	LINE ITEM RESOURCES	ACTUAL FY 20-21	ACTUAL FY 21-22	ADOPTED FY 22-23	ADOPTED FY 23-24
61000	Salaries Regular	376,733	1,058,700	1,299,070	1,477,660
61010	Salaries Cash Out/Separation	17,189	4,685	0	0
61020	Salaries Part-Time	16,999	64,449	63,790	63,200
61040	Salaries Overtime	39,130	40,222	10,000	10,000
61100	Retirement-Employer Normal Cost	21,761	66,327	81,320	125,010
61102	Retirement- Employer Unfunded- Miscellaneous	110,091	345,055	159,040	141,420
61110	Part-Time Retirement	353	1,106	1,000	980
61120	Medicare Insurance	5,694	16,310	19,710	22,140
61130	Health Insurance	87,958	214,865	329,110	336,300
61170	Retiree Health Benefits	0	1,652	560	570
61180	Worker Compensation Insurance	65,580	71,720	63,280	67,410
	<b>SUBTOTAL SALARIES &amp; BENEFITS</b>	<b>741,487</b>	<b>1,885,093</b>	<b>2,026,880</b>	<b>2,244,690</b>
62010	Communications	10,131	9,041	10,500	20,290
62012	Cellular Phone Charges	918	2,565	2,600	2,600
62120	Training, Transportation, Meetings	0	16	12,500	12,500
62130	Tuition Reimbursement	0	865	1,500	1,500
62140	Membership, Subscription & Dues	539	4,707	6,890	6,890
62200	Advertising	2,466	35,093	12,000	12,000
62300	Contract Services-Professional	117,494	253,596	351,800	353,640
62302	Contracted Vendor Personnel Services	41,854	64,059	59,000	59,000
62322	Maintenance & Repair Machinery	2,976	3,068	3,200	3,200
62400	Auditor Fee	18,247	12,486	34,000	34,000
62403	Bank Service Fees	5,902	5,136	6,000	6,000
62500	Rent Payments	6,135	6,319	6,250	19,230
62600	Parking Validation	411	89	500	500
62700	Auto Expense	310	200	500	500
	<b>SUBTOTAL CONTRACTUALS</b>	<b>207,382</b>	<b>397,241</b>	<b>507,240</b>	<b>531,850</b>
63001	Miscellaneous Operating Expenses	32,747	125,570	85,680	90,680
63300	Gas & Diesel	81	192	200	200
	<b>SUBTOTAL COMMODITIES</b>	<b>32,828</b>	<b>125,762</b>	<b>85,880</b>	<b>90,880</b>
65000	Building Rental	67,700	51,560	62,720	62,720
65010	Rental City Equipment	8,580	8,580	10,520	8,370
65011	Equipment Replacement Charges	5,840	0	0	5,400
65012	Accident Repair & Replacement	270	228	0	100
65040	IT Maintenance Charge	85,120	78,420	83,830	94,310
65100	Insurance Charges	71,340	78,740	75,350	76,800
65105	Benefits Overhead	3,170	4,770	11,100	11,680
65210	Delivery Charges	2,760	2,760	0	0
65400	Indirect Costs	35,562	121,920	248,820	248,680
	<b>SUBTOTAL FIXED CHARGES</b>	<b>280,342</b>	<b>346,978</b>	<b>492,340</b>	<b>508,060</b>
66410	Vehicle Purchase	0	0	20,000	35,000
	<b>SUBTOTAL CAPITAL</b>	<b>0</b>	<b>0</b>	<b>20,000</b>	<b>35,000</b>
68001	POB Misc Xfer to Fund 406	0	23,612	91,940	70,500
	<b>SUBTOTAL TRANSFERS</b>	<b>0</b>	<b>23,612</b>	<b>91,940</b>	<b>70,500</b>
69011	Reserve Appropriation	0	0	486,590	486,590
69131	Mobility-Inspection Fee Paid	2,325	56,100	0	0

69133	Ports Out-Administrative Pay	696,271	708,790	800,000	800,000
69134	Portprop in received HAP/ADM	0	0	(30,000)	(30,000)
69167	Portprop Disbursement	26,981	24,882	30,000	30,000
	<b>SUBTOTAL MISCELLANEOUS</b>	<b>725,577</b>	<b>789,772</b>	<b>1,286,590</b>	<b>1,286,590</b>
	<b>TOTAL</b>	<b>1,987,616</b>	<b>3,568,459</b>	<b>4,510,870</b>	<b>4,767,570</b>



**NSP FEDERAL GRANT  
DEPARTMENT RESOURCE SUMMARY**

**COMMUNITY DEVELOPMENT**

<b>ACTIVITIES</b>		<b>ACTUAL FY 20-21</b>	<b>ACTUAL FY 21-22</b>	<b>ADOPTED FY 22-23</b>	<b>ADOPTED FY 23-24</b>
<b>REVENUES</b>					
56900	Principal Repayment	103,552	232,546	0	0
57990	Miscellaneous Income	560	0	0	0
58000	Earning On Investments	10,699	10,403	0	0
	<b>TOTAL REVENUES</b>	<b>114,811</b>	<b>242,949</b>	<b>0</b>	<b>0</b>
<b>EXPENDITURES</b>					
14218760	NEIGHBORHOOD STABILIZE PRGM 1	2,235	3,975	0	0
14218761	ARRA NGHBRHD STABILIZE PRGM 2	0	17	0	0
14218762	NGHBRHD STABILIZE PRGM 3	1,967	3,937	0	0
	<b>TOTAL EXPENDITURES</b>	<b>4,202</b>	<b>7,929</b>	<b>0</b>	<b>0</b>
<b>OPERATING EXPENSES</b>		<b>ACTUAL FY 20-21</b>	<b>ACTUAL FY 21-22</b>	<b>ADOPTED FY 22-23</b>	<b>ADOPTED FY 23-24</b>
61000	SALARIES & BENEFITS	2,953	5,521	0	0
62000	CONTRACTUALS	16	43	0	0
63000	COMMODITIES	39	6	0	0
65000	FIXED CHARGES	1,194	2,336	0	0
68000	TRANSFERS	0	24	0	0
	<b>TOTAL</b>	<b>4,202</b>	<b>7,929</b>	<b>0</b>	<b>0</b>

**NSP FEDERAL GRANT**

COMMUNITY DEVELOPMENT		ACCOUNTING UNIT			
NEIGHBORHOOD STABILIZATION PGM		14218002			
Account Code	LINE ITEM RESOURCES	ACTUAL FY 20-21	ACTUAL FY 21-22	ADOPTED FY 22-23	ADOPTED FY 23-24
56900	Principal Repayment	103,552	232,546	0	0
57990	Miscellaneous Income	560	0	0	0
58000	Earning On Investments	10,699	10,403	0	0
	<b>SUBTOTAL REVENUES</b>	<b>114,811</b>	<b>242,949</b>	<b>0</b>	<b>0</b>
	<b>TOTAL</b>	<b>114,811</b>	<b>242,949</b>	<b>0</b>	<b>0</b>

**NSP FEDERAL GRANT**

COMMUNITY DEVELOPMENT		ACCOUNTING UNIT			
NEIGHBORHOOD STABILIZE PRGM 1		14218760			
Account Code	LINE ITEM RESOURCES	ACTUAL FY 20-21	ACTUAL FY 21-22	ADOPTED FY 22-23	ADOPTED FY 23-24
61000	Salaries Regular	625	1,881	0	0
61010	Salaries Cash Out/Separation	0	23	0	0
61100	Retirement-Employer Normal Cost	23	177	0	0
61102	Retirement- Employer Unfunded- Miscellaneous	118	109	0	0
61120	Medicare Insurance	9	27	0	0
61130	Health Insurance	91	309	0	0
61180	Worker Compensation Insurance	600	570	0	0
	<b>SUBTOTAL SALARIES &amp; BENEFITS</b>	<b>1,466</b>	<b>3,097</b>	<b>0</b>	<b>0</b>
62010	Communications	1	0	0	0
62140	Membership, Subscription & Dues	0	0	0	0
62300	Contract Services-Professional	9	17	0	0
62400	Auditor Fee	4	0	0	0
	<b>SUBTOTAL CONTRACTUALS</b>	<b>13</b>	<b>17</b>	<b>0</b>	<b>0</b>
63001	Miscellaneous Operating Expenses	10	5	0	0
	<b>SUBTOTAL COMMODITIES</b>	<b>10</b>	<b>5</b>	<b>0</b>	<b>0</b>
65100	Insurance Charges	660	620	0	0
65105	Benefits Overhead	20	0	0	0
65400	Indirect Costs	66	227	0	0
	<b>SUBTOTAL FIXED CHARGES</b>	<b>746</b>	<b>847</b>	<b>0</b>	<b>0</b>
68001	POB Misc Xfer to Fund 406	0	10	0	0
	<b>SUBTOTAL TRANSFERS</b>	<b>0</b>	<b>10</b>	<b>0</b>	<b>0</b>
	<b>TOTAL</b>	<b>2,235</b>	<b>3,975</b>	<b>0</b>	<b>0</b>

**NSP FEDERAL GRANT**

**COMMUNITY DEVELOPMENT**

**ACCOUNTING UNIT**

**ARRA NGHBRHD STABILIZE PRGM 2**

**14218761**

<b>Account Code</b>	<b>LINE ITEM RESOURCES</b>	<b>ACTUAL FY 20-21</b>	<b>ACTUAL FY 21-22</b>	<b>ADOPTED FY 22-23</b>	<b>ADOPTED FY 23-24</b>
62300	Contract Services-Professional	0	17	0	0
	<b>SUBTOTAL CONTRACTUALS</b>	<b>0</b>	<b>17</b>	<b>0</b>	<b>0</b>
	<b>TOTAL</b>	<b>0</b>	<b>17</b>	<b>0</b>	<b>0</b>

**NSP FEDERAL GRANT**

COMMUNITY DEVELOPMENT		ACCOUNTING UNIT			
NGHBRHD STABILIZE PRGM 3		14218762			
Account Code	LINE ITEM RESOURCES	ACTUAL FY 20-21	ACTUAL FY 21-22	ADOPTED FY 22-23	ADOPTED FY 23-24
61000	Salaries Regular	822	1,028	0	0
61100	Retirement-Employer Normal Cost	36	40	0	0
61102	Retirement- Employer Unfunded- Miscellaneous	183	165	0	0
61120	Medicare Insurance	12	15	0	0
61130	Health Insurance	134	106	0	0
61180	Worker Compensation Insurance	300	1,071	0	0
	<b>SUBTOTAL SALARIES &amp; BENEFITS</b>	<b>1,487</b>	<b>2,425</b>	<b>0</b>	<b>0</b>
62010	Communications	3	0	0	0
62140	Membership, Subscription & Dues	0	0	0	0
62300	Contract Services-Professional	0	9	0	0
	<b>SUBTOTAL CONTRACTUALS</b>	<b>3</b>	<b>9</b>	<b>0</b>	<b>0</b>
63001	Miscellaneous Operating Expenses	30	1	0	0
	<b>SUBTOTAL COMMODITIES</b>	<b>30</b>	<b>1</b>	<b>0</b>	<b>0</b>
65100	Insurance Charges	330	1,351	0	0
65105	Benefits Overhead	10	0	0	0
65210	Delivery Charges	20	13	0	0
65400	Indirect Costs	87	124	0	0
	<b>SUBTOTAL FIXED CHARGES</b>	<b>447</b>	<b>1,488</b>	<b>0</b>	<b>0</b>
68001	POB Misc Xfer to Fund 406	0	14	0	0
	<b>SUBTOTAL TRANSFERS</b>	<b>0</b>	<b>14</b>	<b>0</b>	<b>0</b>
	<b>TOTAL</b>	<b>1,967</b>	<b>3,937</b>	<b>0</b>	<b>0</b>

**CALHOME MFGD HSG LOAN  
DEPARTMENT RESOURCE SUMMARY**

**COMMUNITY DEVELOPMENT**

ACTIVITIES		ACTUAL FY 20-21	ACTUAL FY 21-22	ADOPTED FY 22-23	ADOPTED FY 23-24
REVENUES					
57990	Miscellaneous Income	280	280	0	0
58000	Earning On Investments	4,895	4,959	0	0
	TOTAL REVENUES	5,175	5,239	0	0

**CALHOME MFGD HSG LOAN**

COMMUNITY DEVELOPMENT		ACCOUNTING UNIT			
CALHOME MFGD HSG LOAN FY03-04		14318002			
Account Code	LINE ITEM RESOURCES	ACTUAL FY 20-21	ACTUAL FY 21-22	ADOPTED FY 22-23	ADOPTED FY 23-24
57990	Miscellaneous Income	280	280	0	0
58000	Earning On Investments	4,895	4,959	0	0
	<b>SUBTOTAL REVENUES</b>	<b>5,175</b>	<b>5,239</b>	<b>0</b>	<b>0</b>
	<b>TOTAL</b>	<b>5,175</b>	<b>5,239</b>	<b>0</b>	<b>0</b>

**PRISON TO EMPLOYMENT PROGRAM  
DEPARTMENT RESOURCE SUMMARY**

**COMMUNITY DEVELOPMENT**

<b>ACTIVITIES</b>		<b>ACTUAL FY 20-21</b>	<b>ACTUAL FY 21-22</b>	<b>ADOPTED FY 22-23</b>	<b>ADOPTED FY 23-24</b>
<b>REVENUES</b>					
52025	State Grants-Direct	727,641	1,325,367	0	0
59011	Reserve Appropriation	0	0	0	927,350
	<b>TOTAL REVENUES</b>	727,641	1,325,367	0	927,350
<b>EXPENDITURES</b>					
14418760	PRISON TO EMPLOYMENT PROGRAM	1,035,583	1,017,426	0	927,350
	<b>TOTAL EXPENDITURES</b>	1,035,583	1,017,426	0	927,350
<b>OPERATING EXPENSES</b>		<b>ACTUAL FY 20-21</b>	<b>ACTUAL FY 21-22</b>	<b>ADOPTED FY 22-23</b>	<b>ADOPTED FY 23-24</b>
61000	SALARIES & BENEFITS	315,613	279,420	0	11,270
62000	CONTRACTUALS	24,821	28,807	0	0
63000	COMMODITIES	149	136	0	0
65000	FIXED CHARGES	23,396	41,277	0	14,790
68000	TRANSFERS	0	3,552	0	0
69000	MISCELLANEOUS	671,604	664,233	0	901,290
	<b>TOTAL</b>	<b>1,035,583</b>	<b>1,017,426</b>	<b>0</b>	<b>927,350</b>



**PRISON TO EMPLOYMENT PROGRAM**

COMMUNITY DEVELOPMENT PRISON TO EMPLOYMENT PROGRAM		ACCOUNTING UNIT 14418002			
Account Code	LINE ITEM RESOURCES	ACTUAL FY 20-21	ACTUAL FY 21-22	ADOPTED FY 22-23	ADOPTED FY 23-24
52025	State Grants-Direct	727,641	1,325,367	0	0
59011	Reserve Appropriation	0	0	0	927,350
	<b>SUBTOTAL REVENUES</b>	<b>727,641</b>	<b>1,325,367</b>	<b>0</b>	<b>927,350</b>
	<b>TOTAL</b>	<b>727,641</b>	<b>1,325,367</b>	<b>0</b>	<b>927,350</b>

**PRISON TO EMPLOYMENT PROGRAM**

COMMUNITY DEVELOPMENT		ACCOUNTING UNIT			
PRISON TO EMPLOYMENT PROGRAM		14418760			
Account Code	LINE ITEM RESOURCES	ACTUAL FY 20-21	ACTUAL FY 21-22	ADOPTED FY 22-23	ADOPTED FY 23-24
61000	Salaries Regular	215,965	184,332	0	0
61010	Salaries Cash Out/Separation	0	769	0	0
61020	Salaries Part-Time	4,135	3,855	0	0
61030	Salaries Participant	5,992	924	0	0
61040	Salaries Overtime	0	596	0	0
61100	Retirement-Employer Normal Cost	8,978	7,596	0	0
61102	Retirement- Employer Unfunded- Miscellaneous	45,421	43,608	0	0
61110	Part-Time Retirement	380	179	0	0
61120	Medicare Insurance	3,254	2,750	0	0
61130	Health Insurance	27,321	26,148	0	0
61180	Worker Compensation Insurance	4,167	8,663	0	11,270
	<b>SUBTOTAL SALARIES &amp; BENEFITS</b>	<b>315,613</b>	<b>279,420</b>	<b>0</b>	<b>11,270</b>
62010	Communications	574	638	0	0
62500	Rent Payments	24,247	28,170	0	0
	<b>SUBTOTAL CONTRACTUALS</b>	<b>24,821</b>	<b>28,807</b>	<b>0</b>	<b>0</b>
63001	Miscellaneous Operating Expenses	149	136	0	0
	<b>SUBTOTAL COMMODITIES</b>	<b>149</b>	<b>136</b>	<b>0</b>	<b>0</b>
65040	IT Maintenance Charge	0	8,640	0	0
65100	Insurance Charges	0	9,510	0	12,840
65105	Benefits Overhead	0	323	0	1,950
65400	Indirect Costs	23,396	22,805	0	0
	<b>SUBTOTAL FIXED CHARGES</b>	<b>23,396</b>	<b>41,277</b>	<b>0</b>	<b>14,790</b>
68001	POB Misc Xfer to Fund 406	0	3,552	0	0
	<b>SUBTOTAL TRANSFERS</b>	<b>0</b>	<b>3,552</b>	<b>0</b>	<b>0</b>
69011	Reserve Appropriation	0	0	0	901,290
69135	Payment to Subagent	601,072	481,787	0	0
69138	Payment-Training Portion	68,269	177,519	0	0
69144	Client Support Services	2,263	4,927	0	0
	<b>SUBTOTAL MISCELLANEOUS</b>	<b>671,604</b>	<b>664,233</b>	<b>0</b>	<b>901,290</b>
	<b>TOTAL</b>	<b>1,035,583</b>	<b>1,017,426</b>	<b>0</b>	<b>927,350</b>

**RENTAL REHABILITATION GRANT  
DEPARTMENT RESOURCE SUMMARY**

**COMMUNITY DEVELOPMENT**

ACTIVITIES		ACTUAL FY 20-21	ACTUAL FY 21-22	ADOPTED FY 22-23	ADOPTED FY 23-24
REVENUES					
58000	Earning On Investments	3,319	2,238	0	0
	TOTAL REVENUES	3,319	2,238	0	0

**RENTAL REHABILITATION GRANT**

COMMUNITY DEVELOPMENT		ACCOUNTING UNIT			
RENTAL REHABILITATION GRANT		14518002			
Account Code	LINE ITEM RESOURCES	ACTUAL FY 20-21	ACTUAL FY 21-22	ADOPTED FY 22-23	ADOPTED FY 23-24
58000	Earning On Investments	3,319	2,238	0	0
	<b>SUBTOTAL REVENUES</b>	<b>3,319</b>	<b>2,238</b>	<b>0</b>	<b>0</b>
	<b>TOTAL</b>	<b>3,319</b>	<b>2,238</b>	<b>0</b>	<b>0</b>

**HSG ADMIN CARES ACT COVID-19  
DEPARTMENT RESOURCE SUMMARY**

**COMMUNITY DEVELOPMENT**

<b>ACTIVITIES</b>		<b>ACTUAL FY 20-21</b>	<b>ACTUAL FY 21-22</b>	<b>ADOPTED FY 22-23</b>	<b>ADOPTED FY 23-24</b>
<b>REVENUES</b>					
52008	Federal Grant-Direct COVID	1,275,761	4,852	0	0
58000	Earning On Investments	424	0	0	0
	<b>TOTAL REVENUES</b>	1,276,185	4,852	0	0
<b>EXPENDITURES</b>					
15718760	HSG ADMIN CARES ACT COVID-19	1,275,761	4,852	0	0
	<b>TOTAL EXPENDITURES</b>	1,275,761	4,852	0	0
<b>OPERATING EXPENSES</b>		<b>ACTUAL FY 20-21</b>	<b>ACTUAL FY 21-22</b>	<b>ADOPTED FY 22-23</b>	<b>ADOPTED FY 23-24</b>
61000	SALARIES & BENEFITS	1,032,508	4,422	0	0
62000	CONTRACTUALS	101,517	116	0	0
63000	COMMODITIES	75,642	0	0	0
65000	FIXED CHARGES	55,141	314	0	0
69000	MISCELLANEOUS	10,952	0	0	0
	<b>TOTAL</b>	<b>1,275,761</b>	<b>4,852</b>	<b>0</b>	<b>0</b>

**HSG ADMIN CARES ACT COVID-19**

COMMUNITY DEVELOPMENT		ACCOUNTING UNIT			
HSG ADMIN CARES ACT COVID-19		15718002			
Account Code	LINE ITEM RESOURCES	ACTUAL FY 20-21	ACTUAL FY 21-22	ADOPTED FY 22-23	ADOPTED FY 23-24
52008	Federal Grant-Direct COVID	1,275,761	4,852	0	0
58000	Earning On Investments	424	0	0	0
	<b>SUBTOTAL REVENUES</b>	<b>1,276,185</b>	<b>4,852</b>	<b>0</b>	<b>0</b>
	<b>TOTAL</b>	<b>1,276,185</b>	<b>4,852</b>	<b>0</b>	<b>0</b>

**HSG ADMIN CARES ACT COVID-19**

COMMUNITY DEVELOPMENT		ACCOUNTING UNIT			
HSG ADMIN CARES ACT COVID-19		15718760			
Account Code	LINE ITEM RESOURCES	ACTUAL FY 20-21	ACTUAL FY 21-22	ADOPTED FY 22-23	ADOPTED FY 23-24
61000	Salaries Regular	574,275	2,992	0	0
61010	Salaries Cash Out/Separation	2,534	0	0	0
61020	Salaries Part-Time	46,356	0	0	0
61040	Salaries Overtime	48,706	0	0	0
61100	Retirement-Employer Normal Cost	37,916	356	0	0
61102	Retirement- Employer Unfunded- Miscellaneous	191,823	0	0	0
61110	Part-Time Retirement	768	0	0	0
61120	Medicare Insurance	9,838	42	0	0
61130	Health Insurance	120,292	1,032	0	0
	<b>SUBTOTAL SALARIES &amp; BENEFITS</b>	<b>1,032,508</b>	<b>4,422</b>	<b>0</b>	<b>0</b>
62012	Cellular Phone Charges	1,326	0	0	0
62140	Membership, Subscription & Dues	4,003	0	0	0
62200	Advertising	7,980	0	0	0
62300	Contract Services-Professional	88,196	0	0	0
62400	Auditor Fee	13	116	0	0
	<b>SUBTOTAL CONTRACTUALS</b>	<b>101,517</b>	<b>116</b>	<b>0</b>	<b>0</b>
63001	Miscellaneous Operating Expenses	75,642	0	0	0
	<b>SUBTOTAL COMMODITIES</b>	<b>75,642</b>	<b>0</b>	<b>0</b>	<b>0</b>
65400	Indirect Costs	55,141	314	0	0
	<b>SUBTOTAL FIXED CHARGES</b>	<b>55,141</b>	<b>314</b>	<b>0</b>	<b>0</b>
69131	Mobility-Inspection Fee Paid	10,875	0	0	0
69133	Ports Out-Administrative Pay	77	0	0	0
	<b>SUBTOTAL MISCELLANEOUS</b>	<b>10,952</b>	<b>0</b>	<b>0</b>	<b>0</b>
	<b>TOTAL</b>	<b>1,275,761</b>	<b>4,852</b>	<b>0</b>	<b>0</b>

**SB2 Planning  
DEPARTMENT RESOURCE SUMMARY**

**COMMUNITY DEVELOPMENT**

<b>ACTIVITIES</b>		<b>ACTUAL FY 20-21</b>	<b>ACTUAL FY 21-22</b>	<b>ADOPTED FY 22-23</b>	<b>ADOPTED FY 23-24</b>
<b>REVENUES</b>					
52025	State Grants-Direct	0	2,665,322	4,357,830	13,420
58011	Interest Earned on Advanced Received- 2.8M	0	10,970	0	30,000
59011	Reserve Appropriation	0	0	0	4,980,640
	<b>TOTAL REVENUES</b>	<b>0</b>	<b>2,676,292</b>	<b>4,357,830</b>	<b>5,024,060</b>
<b>EXPENDITURES</b>					
15818700	CDA PLHA Round 1	0	2,665,322	4,357,830	13,420
15818701	CDA PLHA Round 2	0	0	0	184,990
15818702	CDA- PLHA Round 3	0	0	0	4,795,650
	<b>TOTAL EXPENDITURES</b>	<b>0</b>	<b>2,665,322</b>	<b>4,357,830</b>	<b>4,994,060</b>
<b>OPERATING EXPENSES</b>		<b>ACTUAL FY 20-21</b>	<b>ACTUAL FY 21-22</b>	<b>ADOPTED FY 22-23</b>	<b>ADOPTED FY 23-24</b>
61000	SALARIES & BENEFITS	0	1,636	10,380	11,280
62000	CONTRACTUALS	0	0	0	120
63000	COMMODITIES	0	6	0	0
65000	FIXED CHARGES	0	159	1,100	2,020
66000	CAPITAL	0	2,663,521	0	0
69000	MISCELLANEOUS	0	0	4,346,350	4,980,640
	<b>TOTAL</b>	<b>0</b>	<b>2,665,322</b>	<b>4,357,830</b>	<b>4,994,060</b>



**SB2 Planning**

COMMUNITY DEVELOPMENT		ACCOUNTING UNIT			
PLHA PGM (SB2) REVENUES		15818002			
Account Code	LINE ITEM RESOURCES	ACTUAL FY 20-21	ACTUAL FY 21-22	ADOPTED FY 22-23	ADOPTED FY 23-24
52025	State Grants-Direct	0	2,665,322	4,357,830	13,420
58011	Interest Earned on Advanced Received- 2.8M	0	10,970	0	30,000
59011	Reserve Appropriation	0	0	0	4,980,640
	<b>SUBTOTAL REVENUES</b>	<b>0</b>	<b>2,676,292</b>	<b>4,357,830</b>	<b>5,024,060</b>
	<b>TOTAL</b>	<b>0</b>	<b>2,676,292</b>	<b>4,357,830</b>	<b>5,024,060</b>

**SB2 Planning**

COMMUNITY DEVELOPMENT		ACCOUNTING UNIT			
CDA PLHA Round 1		15818700			
Account Code	LINE ITEM RESOURCES	ACTUAL FY 20-21	ACTUAL FY 21-22	ADOPTED FY 22-23	ADOPTED FY 23-24
61000	Salaries Regular	0	1,231	7,390	7,950
61040	Salaries Overtime	0	89	0	0
61100	Retirement-Employer Normal Cost	0	68	470	610
61102	Retirement- Employer Unfunded- Miscellaneous	0	0	0	110
61120	Medicare Insurance	0	19	100	110
61130	Health Insurance	0	229	2,420	2,430
61180	Worker Compensation Insurance	0	0	0	70
	<b>SUBTOTAL SALARIES &amp; BENEFITS</b>	<b>0</b>	<b>1,636</b>	<b>10,380</b>	<b>11,280</b>
62010	Communications	0	0	0	120
	<b>SUBTOTAL CONTRACTUALS</b>	<b>0</b>	<b>0</b>	<b>0</b>	<b>120</b>
63001	Miscellaneous Operating Expenses	0	6	0	0
	<b>SUBTOTAL COMMODITIES</b>	<b>0</b>	<b>6</b>	<b>0</b>	<b>0</b>
65040	IT Maintenance Charge	0	0	0	570
65100	Insurance Charges	0	0	0	80
65105	Benefits Overhead	0	0	0	20
65400	Indirect Costs	0	159	1,100	1,350
	<b>SUBTOTAL FIXED CHARGES</b>	<b>0</b>	<b>159</b>	<b>1,100</b>	<b>2,020</b>
66200	Buildings & Building Improvements	0	2,663,521	0	0
	<b>SUBTOTAL CAPITAL</b>	<b>0</b>	<b>2,663,521</b>	<b>0</b>	<b>0</b>
69011	Reserve Appropriation	0	0	4,346,350	0
	<b>SUBTOTAL MISCELLANEOUS</b>	<b>0</b>	<b>0</b>	<b>4,346,350</b>	<b>0</b>
	<b>TOTAL</b>	<b>0</b>	<b>2,665,322</b>	<b>4,357,830</b>	<b>13,420</b>

**SB2 Planning**

COMMUNITY DEVELOPMENT		ACCOUNTING UNIT			
CDA PLHA Round 2		15818701			
Account Code	LINE ITEM RESOURCES	ACTUAL FY 20-21	ACTUAL FY 21-22	ADOPTED FY 22-23	ADOPTED FY 23-24
69011	Reserve Appropriation	0	0	0	184,990
	<b>SUBTOTAL MISCELLANEOUS</b>	<b>0</b>	<b>0</b>	<b>0</b>	<b>184,990</b>
	<b>TOTAL</b>	<b>0</b>	<b>0</b>	<b>0</b>	<b>184,990</b>

**SB2 Planning**

<b>COMMUNITY DEVELOPMENT</b>		<b>ACCOUNTING UNIT</b>			
<b>CDA- PLHA Round 3</b>		<b>15818702</b>			
<b>Account Code</b>	<b>LINE ITEM RESOURCES</b>	<b>ACTUAL FY 20-21</b>	<b>ACTUAL FY 21-22</b>	<b>ADOPTED FY 22-23</b>	<b>ADOPTED FY 23-24</b>
69011	Reserve Appropriation	0	0	0	4,795,650
	<b>SUBTOTAL MISCELLANEOUS</b>	<b>0</b>	<b>0</b>	<b>0</b>	<b>4,795,650</b>
	<b>TOTAL</b>	<b>0</b>	<b>0</b>	<b>0</b>	<b>4,795,650</b>

**MS5 HAP CARES ACT COVID-19  
DEPARTMENT RESOURCE SUMMARY**

**COMMUNITY DEVELOPMENT**

<b>ACTIVITIES</b>		<b>ACTUAL FY 20-21</b>	<b>ACTUAL FY 21-22</b>	<b>ADOPTED FY 22-23</b>	<b>ADOPTED FY 23-24</b>
REVENUES					
52008	Federal Grant-Direct COVID	205,288	(205,288)	0	0
	TOTAL REVENUES	205,288	(205,288)	0	0
EXPENDITURES					
17018760	MS5 HAP CARES ACT COVID-19	774,497	(774,497)	0	0
	TOTAL EXPENDITURES	774,497	(774,497)	0	0
<b>OPERATING EXPENSES</b>		<b>ACTUAL FY 20-21</b>	<b>ACTUAL FY 21-22</b>	<b>ADOPTED FY 22-23</b>	<b>ADOPTED FY 23-24</b>
69000	MISCELLANEOUS	774,497	(774,497)	0	0
	<b>TOTAL</b>	<b>774,497</b>	<b>(774,497)</b>	<b>0</b>	<b>0</b>

**MS5 HAP CARES ACT COVID-19**

COMMUNITY DEVELOPMENT		ACCOUNTING UNIT			
MS5 HAP CARES ACT COVID-19		17018002			
Account Code	LINE ITEM RESOURCES	ACTUAL FY 20-21	ACTUAL FY 21-22	ADOPTED FY 22-23	ADOPTED FY 23-24
52008	Federal Grant-Direct COVID	205,288	(205,288)	0	0
	<b>SUBTOTAL REVENUES</b>	<b>205,288</b>	<b>(205,288)</b>	<b>0</b>	<b>0</b>
	<b>TOTAL</b>	<b>205,288</b>	<b>(205,288)</b>	<b>0</b>	<b>0</b>

**MS5 HAP CARES ACT COVID-19**

COMMUNITY DEVELOPMENT		ACCOUNTING UNIT			
MS5 HAP CARES ACT COVID-19		17018760			
Account Code	LINE ITEM RESOURCES	ACTUAL FY 20-21	ACTUAL FY 21-22	ADOPTED FY 22-23	ADOPTED FY 23-24
69158	Housing Assist Pmt	774,497	(774,497)	0	0
	<b>SUBTOTAL MISCELLANEOUS</b>	<b>774,497</b>	<b>(774,497)</b>	<b>0</b>	<b>0</b>
	<b>TOTAL</b>	<b>774,497</b>	<b>(774,497)</b>	<b>0</b>	<b>0</b>

**CARES ACT-CDA  
DEPARTMENT RESOURCE SUMMARY**

**COMMUNITY DEVELOPMENT**

ACTIVITIES	ACTUAL FY 20-21	ACTUAL FY 21-22	ADOPTED FY 22-23	ADOPTED FY 23-24
REVENUES				
52009 Federal Grant-Indirect COVID	904,200	0	0	0
58000 Earning On Investments	4,992	0	0	0
TOTAL REVENUES	909,192	0	0	0
EXPENDITURES				
17318810 CARES ACT-CDA	909,345	0	0	0
TOTAL EXPENDITURES	909,345	0	0	0
OPERATING EXPENSES	ACTUAL FY 20-21	ACTUAL FY 21-22	ADOPTED FY 22-23	ADOPTED FY 23-24
61000 SALARIES & BENEFITS	10,929	0	0	0
62000 CONTRACTUALS	897,986	0	0	0
63000 COMMODITIES	430	0	0	0
<b>TOTAL</b>	<b>909,345</b>	<b>0</b>	<b>0</b>	<b>0</b>



**CARES ACT-CDA**

COMMUNITY DEVELOPMENT		ACCOUNTING UNIT			
CARES ACT-REVENUE		17318002			
Account Code	LINE ITEM RESOURCES	ACTUAL FY 20-21	ACTUAL FY 21-22	ADOPTED FY 22-23	ADOPTED FY 23-24
52009	Federal Grant-Indirect COVID	904,200	0	0	0
58000	Earning On Investments	4,992	0	0	0
	<b>SUBTOTAL REVENUES</b>	<b>909,192</b>	<b>0</b>	<b>0</b>	<b>0</b>
	<b>TOTAL</b>	<b>909,192</b>	<b>0</b>	<b>0</b>	<b>0</b>

**CARES ACT-CDA**

COMMUNITY DEVELOPMENT		ACCOUNTING UNIT			
CARES ACT-CDA		17318810			
Account Code	LINE ITEM RESOURCES	ACTUAL FY 20-21	ACTUAL FY 21-22	ADOPTED FY 22-23	ADOPTED FY 23-24
61000	Salaries Regular	6,631	0	0	0
61020	Salaries Part-Time	2,877	0	0	0
61100	Retirement-Employer Normal Cost	290	0	0	0
61110	Part-Time Retirement	102	0	0	0
61120	Medicare Insurance	139	0	0	0
61130	Health Insurance	890	0	0	0
	<b>SUBTOTAL SALARIES &amp; BENEFITS</b>	<b>10,929</b>	<b>0</b>	<b>0</b>	<b>0</b>
62330	Contract Services-Small Business Grants	897,986	0	0	0
	<b>SUBTOTAL CONTRACTUALS</b>	<b>897,986</b>	<b>0</b>	<b>0</b>	<b>0</b>
63001	Miscellaneous Operating Expenses	430	0	0	0
	<b>SUBTOTAL COMMODITIES</b>	<b>430</b>	<b>0</b>	<b>0</b>	<b>0</b>
	<b>TOTAL</b>	<b>909,345</b>	<b>0</b>	<b>0</b>	<b>0</b>

**CARES ACT-STATE  
DEPARTMENT RESOURCE SUMMARY**

**COMMUNITY DEVELOPMENT**

<b>ACTIVITIES</b>		<b>ACTUAL FY 20-21</b>	<b>ACTUAL FY 21-22</b>	<b>ADOPTED FY 22-23</b>	<b>ADOPTED FY 23-24</b>
<b>EXPENDITURES</b>					
17618810	CARES ACT-STATE CDA	7,837,395	0	0	0
	<b>TOTAL EXPENDITURES</b>	7,837,395	0	0	0
<b>OPERATING EXPENSES</b>		<b>ACTUAL FY 20-21</b>	<b>ACTUAL FY 21-22</b>	<b>ADOPTED FY 22-23</b>	<b>ADOPTED FY 23-24</b>
61000	SALARIES & BENEFITS	51,725	0	0	0
62000	CONTRACTUALS	4,185,365	0	0	0
63000	COMMODITIES	15,090	0	0	0
69000	MISCELLANEOUS	3,585,216	0	0	0
	<b>TOTAL</b>	<b>7,837,395</b>	<b>0</b>	<b>0</b>	<b>0</b>

**CARES ACT-STATE**

COMMUNITY DEVELOPMENT		ACCOUNTING UNIT			
CARES ACT-STATE CDA		17618810			
Account Code	LINE ITEM RESOURCES	ACTUAL FY 20-21	ACTUAL FY 21-22	ADOPTED FY 22-23	ADOPTED FY 23-24
61000	Salaries Regular	31,552	0	0	0
61020	Salaries Part-Time	12,272	0	0	0
61100	Retirement-Employer Normal Cost	1,543	0	0	0
61110	Part-Time Retirement	361	0	0	0
61120	Medicare Insurance	622	0	0	0
61130	Health Insurance	5,375	0	0	0
	<b>SUBTOTAL SALARIES &amp; BENEFITS</b>	<b>51,725</b>	<b>0</b>	<b>0</b>	<b>0</b>
62300	Contract Services-Professional	852,105	0	0	0
62329	Contract Services-Childcare Assistance	242,550	0	0	0
62330	Contract Services-Small Business Grants	2,971,614	0	0	0
62331	Contract Services-Isolation & Housing Assistance	119,096	0	0	0
	<b>SUBTOTAL CONTRACTUALS</b>	<b>4,185,365</b>	<b>0</b>	<b>0</b>	<b>0</b>
63001	Miscellaneous Operating Expenses	15,090	0	0	0
	<b>SUBTOTAL COMMODITIES</b>	<b>15,090</b>	<b>0</b>	<b>0</b>	<b>0</b>
69152	Loans & Grants	868,000	0	0	0
69158	Housing Assist Pmt	2,717,216	0	0	0
	<b>SUBTOTAL MISCELLANEOUS</b>	<b>3,585,216</b>	<b>0</b>	<b>0</b>	<b>0</b>
	<b>TOTAL</b>	<b>7,837,395</b>	<b>0</b>	<b>0</b>	<b>0</b>

**EMERGENCY RENTAL ASSISTANCE PG  
DEPARTMENT RESOURCE SUMMARY**

**COMMUNITY DEVELOPMENT**

<b>ACTIVITIES</b>		<b>ACTUAL FY 20-21</b>	<b>ACTUAL FY 21-22</b>	<b>ADOPTED FY 22-23</b>	<b>ADOPTED FY 23-24</b>
<b>REVENUES</b>					
52008	Federal Grant-Direct COVID	3,375,042	21,664,913	0	0
52009	Federal Grant-Indirect COVID	0	0	87,060	0
58000	Earning On Investments	43,162	49,495	0	0
58002	Net Increase (Decrease) In Fai	25,591	(25,591)	0	0
	<b>TOTAL REVENUES</b>	<b>3,443,795</b>	<b>21,688,817</b>	<b>87,060</b>	<b>0</b>
<b>EXPENDITURES</b>					
17718700	EMERGENCY RENTAL ASSISTANCE PROGRAM	3,375,042	6,414,753	0	0
17718701	EMERGENCY RENTAL ASSISTANCE 2	0	13,378,357	0	0
17718702	EMERGENCY RNTAL ASSTCE 2-STATE	0	0	87,060	0
	<b>TOTAL EXPENDITURES</b>	<b>3,375,042</b>	<b>19,793,109</b>	<b>87,060</b>	<b>0</b>
<b>OPERATING EXPENSES</b>		<b>ACTUAL FY 20-21</b>	<b>ACTUAL FY 21-22</b>	<b>ADOPTED FY 22-23</b>	<b>ADOPTED FY 23-24</b>
61000	SALARIES & BENEFITS	54,340	184,426	73,370	0
62000	CONTRACTUALS	13,947	62,124	0	0
63000	COMMODITIES	2,103	313	0	0
65000	FIXED CHARGES	0	0	11,170	0
68000	TRANSFERS	0	0	2,520	0
69000	MISCELLANEOUS	3,304,652	19,546,246	0	0
	<b>TOTAL</b>	<b>3,375,042</b>	<b>19,793,109</b>	<b>87,060</b>	<b>0</b>

**EMERGENCY RENTAL ASSISTANCE PG**

COMMUNITY DEVELOPMENT		ACCOUNTING UNIT			
EMERGENCY RENTAL ASSISTANCE PROGRAM		17718002			
Account Code	LINE ITEM RESOURCES	ACTUAL FY 20-21	ACTUAL FY 21-22	ADOPTED FY 22-23	ADOPTED FY 23-24
52008	Federal Grant-Direct COVID	3,375,042	21,664,913	0	0
52009	Federal Grant-Indirect COVID	0	0	87,060	0
58000	Earning On Investments	43,162	49,495	0	0
58002	Net Increase (Decrease) In Fai	25,591	(25,591)	0	0
	<b>SUBTOTAL REVENUES</b>	<b>3,443,795</b>	<b>21,688,817</b>	<b>87,060</b>	<b>0</b>
	<b>TOTAL</b>	<b>3,443,795</b>	<b>21,688,817</b>	<b>87,060</b>	<b>0</b>

**EMERGENCY RENTAL ASSISTANCE PG**

COMMUNITY DEVELOPMENT		ACCOUNTING UNIT			
EMERGENCY RENTAL ASSISTANCE PROGRAM		17718700			
Account Code	LINE ITEM RESOURCES	ACTUAL FY 20-21	ACTUAL FY 21-22	ADOPTED FY 22-23	ADOPTED FY 23-24
61000	Salaries Regular	35,217	17,790	0	0
61020	Salaries Part-Time	0	778	0	0
61040	Salaries Overtime	2,370	1,666	0	0
61100	Retirement-Employer Normal Cost	1,636	783	0	0
61102	Retirement- Employer Unfunded- Miscellaneous	8,279	0	0	0
61110	Part-Time Retirement	0	29	0	0
61120	Medicare Insurance	560	285	0	0
61130	Health Insurance	6,277	3,009	0	0
	<b>SUBTOTAL SALARIES &amp; BENEFITS</b>	<b>54,340</b>	<b>24,341</b>	<b>0</b>	<b>0</b>
62010	Communications	1	0	0	0
62300	Contract Services-Professional	13,946	1,825	0	0
	<b>SUBTOTAL CONTRACTUALS</b>	<b>13,947</b>	<b>1,825</b>	<b>0</b>	<b>0</b>
63001	Miscellaneous Operating Expenses	2,103	0	0	0
	<b>SUBTOTAL COMMODITIES</b>	<b>2,103</b>	<b>0</b>	<b>0</b>	<b>0</b>
69135	Payment to Subagent	3,304,652	6,388,587	0	0
	<b>SUBTOTAL MISCELLANEOUS</b>	<b>3,304,652</b>	<b>6,388,587</b>	<b>0</b>	<b>0</b>
	<b>TOTAL</b>	<b>3,375,042</b>	<b>6,414,753</b>	<b>0</b>	<b>0</b>

**EMERGENCY RENTAL ASSISTANCE PG**

COMMUNITY DEVELOPMENT		ACCOUNTING UNIT			
EMERGENCY RENTAL ASSISTANCE 2		17718701			
Account Code	LINE ITEM RESOURCES	ACTUAL FY 20-21	ACTUAL FY 21-22	ADOPTED FY 22-23	ADOPTED FY 23-24
61000	Salaries Regular	0	89,771	0	0
61010	Salaries Cash Out/Separation	0	395	0	0
61020	Salaries Part-Time	0	31,393	0	0
61040	Salaries Overtime	0	16,517	0	0
61100	Retirement-Employer Normal Cost	0	3,789	0	0
61110	Part-Time Retirement	0	1,177	0	0
61120	Medicare Insurance	0	1,974	0	0
61130	Health Insurance	0	15,070	0	0
	<b>SUBTOTAL SALARIES &amp; BENEFITS</b>	<b>0</b>	<b>160,085</b>	<b>0</b>	<b>0</b>
62010	Communications	0	305	0	0
62300	Contract Services-Professional	0	14,657	0	0
62302	Contracted Vendor Personnel Services	0	45,337	0	0
	<b>SUBTOTAL CONTRACTUALS</b>	<b>0</b>	<b>60,299</b>	<b>0</b>	<b>0</b>
63001	Miscellaneous Operating Expenses	0	313	0	0
	<b>SUBTOTAL COMMODITIES</b>	<b>0</b>	<b>313</b>	<b>0</b>	<b>0</b>
69135	Payment to Subagent	0	13,157,659	0	0
	<b>SUBTOTAL MISCELLANEOUS</b>	<b>0</b>	<b>13,157,659</b>	<b>0</b>	<b>0</b>
	<b>TOTAL</b>	<b>0</b>	<b>13,378,357</b>	<b>0</b>	<b>0</b>



**EMERGENCY RENTAL ASSISTANCE PG**

COMMUNITY DEVELOPMENT		ACCOUNTING UNIT			
EMERGENCY RNTAL ASSTCE 2-STATE		17718702			
Account Code	LINE ITEM RESOURCES	ACTUAL FY 20-21	ACTUAL FY 21-22	ADOPTED FY 22-23	ADOPTED FY 23-24
61000	Salaries Regular	0	0	54,670	0
61100	Retirement-Employer Normal Cost	0	0	1,750	0
61102	Retirement- Employer Unfunded- Miscellaneous	0	0	4,360	0
61120	Medicare Insurance	0	0	790	0
61130	Health Insurance	0	0	9,600	0
61180	Worker Compensation Insurance	0	0	2,200	0
	<b>SUBTOTAL SALARIES &amp; BENEFITS</b>	<b>0</b>	<b>0</b>	<b>73,370</b>	<b>0</b>
65100	Insurance Charges	0	0	2,620	0
65105	Benefits Overhead	0	0	390	0
65400	Indirect Costs	0	0	8,160	0
	<b>SUBTOTAL FIXED CHARGES</b>	<b>0</b>	<b>0</b>	<b>11,170</b>	<b>0</b>
68001	POB Misc Xfer to Fund 406	0	0	2,520	0
	<b>SUBTOTAL TRANSFERS</b>	<b>0</b>	<b>0</b>	<b>2,520</b>	<b>0</b>
	<b>TOTAL</b>	<b>0</b>	<b>0</b>	<b>87,060</b>	<b>0</b>

**EHV HAP  
DEPARTMENT RESOURCE SUMMARY**

**COMMUNITY DEVELOPMENT**

ACTIVITIES	ACTUAL FY 20-21	ACTUAL FY 21-22	ADOPTED FY 22-23	ADOPTED FY 23-24
REVENUES				
52011 Federal Direct - ARPA EHV HAP	0	548,705	0	1,725,390
TOTAL REVENUES	0	548,705	0	1,725,390
EXPENDITURES				
17918760 EHV HAP	0	132,291	0	1,130,290
TOTAL EXPENDITURES	0	132,291	0	1,130,290
<b>OPERATING EXPENSES</b>	<b>ACTUAL FY 20-21</b>	<b>ACTUAL FY 21-22</b>	<b>ADOPTED FY 22-23</b>	<b>ADOPTED FY 23-24</b>
69000 MISCELLANEOUS	0	132,291	0	1,130,290
<b>TOTAL</b>	<b>0</b>	<b>132,291</b>	<b>0</b>	<b>1,130,290</b>

**EHV HAP**

COMMUNITY DEVELOPMENT		ACCOUNTING UNIT			
EHV HAP		17918002			
Account Code	LINE ITEM RESOURCES	ACTUAL FY 20-21	ACTUAL FY 21-22	ADOPTED FY 22-23	ADOPTED FY 23-24
52011	Federal Direct - ARPA EHV HAP	0	548,705	0	1,725,390
	<b>SUBTOTAL REVENUES</b>	<b>0</b>	<b>548,705</b>	<b>0</b>	<b>1,725,390</b>
	<b>TOTAL</b>	<b>0</b>	<b>548,705</b>	<b>0</b>	<b>1,725,390</b>

**EHV HAP**

COMMUNITY DEVELOPMENT		ACCOUNTING UNIT			
EHV HAP		17918760			
Account Code	LINE ITEM RESOURCES	ACTUAL FY 20-21	ACTUAL FY 21-22	ADOPTED FY 22-23	ADOPTED FY 23-24
69158	Housing Assist Pmt	0	132,291	0	1,130,290
	<b>SUBTOTAL MISCELLANEOUS</b>	<b>0</b>	<b>132,291</b>	<b>0</b>	<b>1,130,290</b>
	<b>TOTAL</b>	<b>0</b>	<b>132,291</b>	<b>0</b>	<b>1,130,290</b>

**EHV ADMIN FEES  
DEPARTMENT RESOURCE SUMMARY**

**COMMUNITY DEVELOPMENT**

<b>ACTIVITIES</b>		<b>ACTUAL FY 20-21</b>	<b>ACTUAL FY 21-22</b>	<b>ADOPTED FY 22-23</b>	<b>ADOPTED FY 23-24</b>
<b>REVENUES</b>					
52004	HCV - Additional Admin Fee	0	1,247	0	0
52012	Federal Direct - ARPA EHV Admin Fees	0	47,172	111,430	0
52013	Federal Direct- ARPA EHV Preliminary Fees	0	35,600	0	0
52015	Federal Direct-ARPA EHV Placement Fees	0	1,600	0	0
57000	Expense Reimbursement	0	26,744	0	0
	<b>TOTAL REVENUES</b>	0	112,363	111,430	0
<b>EXPENDITURES</b>					
18018760	EHV ADMIN FEES	0	83,252	111,420	140,060
	<b>TOTAL EXPENDITURES</b>	0	83,252	111,420	140,060
<b>OPERATING EXPENSES</b>		<b>ACTUAL FY 20-21</b>	<b>ACTUAL FY 21-22</b>	<b>ADOPTED FY 22-23</b>	<b>ADOPTED FY 23-24</b>
61000	SALARIES & BENEFITS	0	53,840	103,430	116,890
62000	CONTRACTUALS	0	0	0	1,150
63000	COMMODITIES	0	130	0	0
65000	FIXED CHARGES	0	4,337	7,990	22,020
69000	MISCELLANEOUS	0	24,944	0	0
	<b>TOTAL</b>	<b>0</b>	<b>83,252</b>	<b>111,420</b>	<b>140,060</b>

**EHV ADMIN FEES**

COMMUNITY DEVELOPMENT		ACCOUNTING UNIT			
EHV ADMIN FEES		18018002			
Account Code	LINE ITEM RESOURCES	ACTUAL FY 20-21	ACTUAL FY 21-22	ADOPTED FY 22-23	ADOPTED FY 23-24
52004	HCV - Additional Admin Fee	0	1,247	0	0
52012	Federal Direct - ARPA EHV Admin Fees	0	47,172	111,430	0
52013	Federal Direct- ARPA EHV Preliminary Fees	0	35,600	0	0
52015	Federal Direct-ARPA EHV Placement Fees	0	1,600	0	0
57000	Expense Reimbursement	0	26,744	0	0
	<b>SUBTOTAL REVENUES</b>	<b>0</b>	<b>112,363</b>	<b>111,430</b>	<b>0</b>
	<b>TOTAL</b>	<b>0</b>	<b>112,363</b>	<b>111,430</b>	<b>0</b>

**EHV ADMIN FEES**

COMMUNITY DEVELOPMENT		ACCOUNTING UNIT			
EHV ADMIN FEES		18018760			
Account Code	LINE ITEM RESOURCES	ACTUAL FY 20-21	ACTUAL FY 21-22	ADOPTED FY 22-23	ADOPTED FY 23-24
61000	Salaries Regular	0	40,504	74,780	77,600
61040	Salaries Overtime	0	882	0	0
61100	Retirement-Employer Normal Cost	0	1,583	4,850	6,040
61102	Retirement- Employer Unfunded- Miscellaneous	0	0	0	6,760
61120	Medicare Insurance	0	599	1,090	1,110
61130	Health Insurance	0	10,272	22,710	22,950
61180	Worker Compensation Insurance	0	0	0	2,430
	<b>SUBTOTAL SALARIES &amp; BENEFITS</b>	<b>0</b>	<b>53,840</b>	<b>103,430</b>	<b>116,890</b>
62010	Communications	0	0	0	1,150
	<b>SUBTOTAL CONTRACTUALS</b>	<b>0</b>	<b>0</b>	<b>0</b>	<b>1,150</b>
63001	Miscellaneous Operating Expenses	0	130	0	0
	<b>SUBTOTAL COMMODITIES</b>	<b>0</b>	<b>130</b>	<b>0</b>	<b>0</b>
65040	IT Maintenance Charge	0	0	0	5,690
65100	Insurance Charges	0	0	0	2,760
65105	Benefits Overhead	0	0	0	420
65400	Indirect Costs	0	4,337	7,990	13,150
	<b>SUBTOTAL FIXED CHARGES</b>	<b>0</b>	<b>4,337</b>	<b>7,990</b>	<b>22,020</b>
69131	Mobility-Inspection Fee Paid	0	900	0	0
69167	Portprop Disbursement	0	24,044	0	0
	<b>SUBTOTAL MISCELLANEOUS</b>	<b>0</b>	<b>24,944</b>	<b>0</b>	<b>0</b>
	<b>TOTAL</b>	<b>0</b>	<b>83,252</b>	<b>111,420</b>	<b>140,060</b>

**American Rescue Plan Act  
DEPARTMENT RESOURCE SUMMARY**

**COMMUNITY DEVELOPMENT**

ACTIVITIES	ACTUAL FY 20-21	ACTUAL FY 21-22	ADOPTED FY 22-23	ADOPTED FY 23-24
EXPENDITURES				
18118013 ARPA- CDA	0	7,791,943	579,940	5,462,590
TOTAL EXPENDITURES	0	7,791,943	579,940	5,462,590
OPERATING EXPENSES	ACTUAL FY 20-21	ACTUAL FY 21-22	ADOPTED FY 22-23	ADOPTED FY 23-24
61000 SALARIES & BENEFITS	0	350,979	579,940	460,770
62000 CONTRACTUALS	0	423,759	0	220,600
63000 COMMODITIES	0	6,027,160	0	0
65000 FIXED CHARGES	0	4,616	0	97,740
69000 MISCELLANEOUS	0	985,430	0	4,683,480
<b>TOTAL</b>	<b>0</b>	<b>7,791,943</b>	<b>579,940</b>	<b>5,462,590</b>



**American Rescue Plan Act**

<b>COMMUNITY DEVELOPMENT</b>		<b>ACCOUNTING UNIT</b>			
<b>ARPA- CDA</b>		<b>18118013</b>			
<b>Account Code</b>	<b>LINE ITEM RESOURCES</b>	<b>ACTUAL FY 20-21</b>	<b>ACTUAL FY 21-22</b>	<b>ADOPTED FY 22-23</b>	<b>ADOPTED FY 23-24</b>
61000	Salaries Regular	0	71,007	410,990	338,090
61020	Salaries Part-Time	0	45,823	0	0
61040	Salaries Overtime	0	210,527	0	0
61100	Retirement-Employer Normal Cost	0	5,299	36,270	28,090
61102	Retirement- Employer Unfunded- Miscellaneous	0	0	0	8,010
61110	Part-Time Retirement	0	1,562	0	0
61120	Medicare Insurance	0	1,852	5,940	4,880
61130	Health Insurance	0	14,909	126,740	74,710
61180	Worker Compensation Insurance	0	0	0	6,990
	<b>SUBTOTAL SALARIES &amp; BENEFITS</b>	<b>0</b>	<b>350,979</b>	<b>579,940</b>	<b>460,770</b>
62010	Communications	0	310	0	6,310
62140	Membership, Subscription & Dues	0	90	0	0
62200	Advertising	0	460	0	0
62300	Contract Services-Professional	0	420,401	0	214,290
62500	Rent Payments	0	2,498	0	0
	<b>SUBTOTAL CONTRACTUALS</b>	<b>0</b>	<b>423,759</b>	<b>0</b>	<b>220,600</b>
63001	Miscellaneous Operating Expenses	0	6,027,160	0	0
	<b>SUBTOTAL COMMODITIES</b>	<b>0</b>	<b>6,027,160</b>	<b>0</b>	<b>0</b>
65040	IT Maintenance Charge	0	0	0	31,290
65100	Insurance Charges	0	0	0	7,970
65105	Benefits Overhead	0	0	0	1,210
65205	Internal Departments Personnel	0	4,616	0	0
65400	Indirect Costs	0	0	0	57,270
	<b>SUBTOTAL FIXED CHARGES</b>	<b>0</b>	<b>4,616</b>	<b>0</b>	<b>97,740</b>
69011	Reserve Appropriation	0	0	0	4,683,480
69135	Payment to Subagent	0	955,430	0	0
69152	Loans & Grants	0	30,000	0	0
	<b>SUBTOTAL MISCELLANEOUS</b>	<b>0</b>	<b>985,430</b>	<b>0</b>	<b>4,683,480</b>
	<b>TOTAL</b>	<b>0</b>	<b>7,791,943</b>	<b>579,940</b>	<b>5,462,590</b>

**HOME-ARP PROGRAM  
DEPARTMENT RESOURCE SUMMARY**

**COMMUNITY DEVELOPMENT**

ACTIVITIES	ACTUAL FY 20-21	ACTUAL FY 21-22	ADOPTED FY 22-23	ADOPTED FY 23-24
REVENUES				
52008    Federal Grant-Direct COVID	0	0	34,130	0
TOTAL REVENUES	0	0	34,130	0
EXPENDITURES				
18218780 HOME-ARP PROGRAM	0	0	34,130	2,894,800
TOTAL EXPENDITURES	0	0	34,130	2,894,800
OPERATING EXPENSES	ACTUAL FY 20-21	ACTUAL FY 21-22	ADOPTED FY 22-23	ADOPTED FY 23-24
61000    SALARIES & BENEFITS	0	0	30,840	28,860
62000    CONTRACTUALS	0	0	0	290
65000    FIXED CHARGES	0	0	3,290	5,290
69000    MISCELLANEOUS	0	0	0	2,860,360
<b>TOTAL</b>	<b>0</b>	<b>0</b>	<b>34,130</b>	<b>2,894,800</b>

**HOME-ARP PROGRAM**

COMMUNITY DEVELOPMENT		ACCOUNTING UNIT			
HOME-ARP PROGRAM		18218002			
Account Code	LINE ITEM RESOURCES	ACTUAL FY 20-21	ACTUAL FY 21-22	ADOPTED FY 22-23	ADOPTED FY 23-24
52008	Federal Grant-Direct COVID	0	0	34,130	0
	<b>SUBTOTAL REVENUES</b>	<b>0</b>	<b>0</b>	<b>34,130</b>	<b>0</b>
	<b>TOTAL</b>	<b>0</b>	<b>0</b>	<b>34,130</b>	<b>0</b>

**HOME-ARP PROGRAM**

COMMUNITY DEVELOPMENT HOME-ARP PROGRAM		ACCOUNTING UNIT 18218780			
Account Code	LINE ITEM RESOURCES	ACTUAL FY 20-21	ACTUAL FY 21-22	ADOPTED FY 22-23	ADOPTED FY 23-24
61000	Salaries Regular	0	0	22,070	22,710
61100	Retirement-Employer Normal Cost	0	0	2,480	2,850
61102	Retirement- Employer Unfunded- Miscellaneous	0	0	0	40
61120	Medicare Insurance	0	0	320	330
61130	Health Insurance	0	0	5,970	2,910
61180	Worker Compensation Insurance	0	0	0	20
	<b>SUBTOTAL SALARIES &amp; BENEFITS</b>	<b>0</b>	<b>0</b>	<b>30,840</b>	<b>28,860</b>
62010	Communications	0	0	0	290
	<b>SUBTOTAL CONTRACTUALS</b>	<b>0</b>	<b>0</b>	<b>0</b>	<b>290</b>
65040	IT Maintenance Charge	0	0	0	1,420
65100	Insurance Charges	0	0	0	20
65400	Indirect Costs	0	0	3,290	3,850
	<b>SUBTOTAL FIXED CHARGES</b>	<b>0</b>	<b>0</b>	<b>3,290</b>	<b>5,290</b>
69152	Loans & Grants	0	0	0	2,860,360
	<b>SUBTOTAL MISCELLANEOUS</b>	<b>0</b>	<b>0</b>	<b>0</b>	<b>2,860,360</b>
	<b>TOTAL</b>	<b>0</b>	<b>0</b>	<b>34,130</b>	<b>2,894,800</b>

**ARPA - CA FOR ALL YOUTH WDP  
DEPARTMENT RESOURCE SUMMARY**

**COMMUNITY DEVELOPMENT**

<b>ACTIVITIES</b>		<b>ACTUAL FY 20-21</b>	<b>ACTUAL FY 21-22</b>	<b>ADOPTED FY 22-23</b>	<b>ADOPTED FY 23-24</b>
<b>REVENUES</b>					
52009	Federal Grant-Indirect COVID	0	0	0	193,340
59011	Reserve Appropriation	0	0	4,497,520	0
	<b>TOTAL REVENUES</b>	0	0	4,497,520	193,340
<b>EXPENDITURES</b>					
18318763	ARPA - CA FOR ALL YOUTH WDP	0	0	4,497,520	193,340
	<b>TOTAL EXPENDITURES</b>	0	0	4,497,520	193,340
<b>OPERATING EXPENSES</b>		<b>ACTUAL FY 20-21</b>	<b>ACTUAL FY 21-22</b>	<b>ADOPTED FY 22-23</b>	<b>ADOPTED FY 23-24</b>
61000	SALARIES & BENEFITS	0	0	0	173,970
65000	FIXED CHARGES	0	0	0	19,370
69000	MISCELLANEOUS	0	0	4,497,520	0
	<b>TOTAL</b>	<b>0</b>	<b>0</b>	<b>4,497,520</b>	<b>193,340</b>

**ARPA - CA FOR ALL YOUTH WDP**

COMMUNITY DEVELOPMENT		ACCOUNTING UNIT			
ARPA - CA FOR ALL YOUTH WDP		18318002			
Account Code	LINE ITEM RESOURCES	ACTUAL FY 20-21	ACTUAL FY 21-22	ADOPTED FY 22-23	ADOPTED FY 23-24
52009	Federal Grant-Indirect COVID	0	0	0	193,340
59011	Reserve Appropriation	0	0	4,497,520	0
	<b>SUBTOTAL REVENUES</b>	<b>0</b>	<b>0</b>	<b>4,497,520</b>	<b>193,340</b>
	<b>TOTAL</b>	<b>0</b>	<b>0</b>	<b>4,497,520</b>	<b>193,340</b>

**ARPA - CA FOR ALL YOUTH WDP**

COMMUNITY DEVELOPMENT		ACCOUNTING UNIT			
ARPA - CA FOR ALL YOUTH WDP		18318763			
Account Code	LINE ITEM RESOURCES	ACTUAL FY 20-21	ACTUAL FY 21-22	ADOPTED FY 22-23	ADOPTED FY 23-24
61000	Salaries Regular	0	0	0	113,180
61020	Salaries Part-Time	0	0	0	1,140
61100	Retirement-Employer Normal Cost	0	0	0	14,210
61102	Retirement- Employer Unfunded- Miscellaneous	0	0	0	20,460
61110	Part-Time Retirement	0	0	0	40
61120	Medicare Insurance	0	0	0	1,660
61130	Health Insurance	0	0	0	23,280
	<b>SUBTOTAL SALARIES &amp; BENEFITS</b>	<b>0</b>	<b>0</b>	<b>0</b>	<b>173,970</b>
65400	Indirect Costs	0	0	0	19,370
	<b>SUBTOTAL FIXED CHARGES</b>	<b>0</b>	<b>0</b>	<b>0</b>	<b>19,370</b>
69011	Reserve Appropriation	0	0	4,497,520	0
	<b>SUBTOTAL MISCELLANEOUS</b>	<b>0</b>	<b>0</b>	<b>4,497,520</b>	<b>0</b>
	<b>TOTAL</b>	<b>0</b>	<b>0</b>	<b>4,497,520</b>	<b>193,340</b>

**RENT STABILIZATION  
DEPARTMENT RESOURCE SUMMARY**

**COMMUNITY DEVELOPMENT**

ACTIVITIES	ACTUAL FY 20-21	ACTUAL FY 21-22	ADOPTED FY 22-23	ADOPTED FY 23-24
REVENUES				
53833 Rental Registry Fee	0	0	0	3,245,000
TOTAL REVENUES	0	0	0	3,245,000
EXPENDITURES				
18518700 RENT STABILIZATION	0	0	0	2,823,640
TOTAL EXPENDITURES	0	0	0	2,823,640
OPERATING EXPENSES	ACTUAL FY 20-21	ACTUAL FY 21-22	ADOPTED FY 22-23	ADOPTED FY 23-24
61000 SALARIES & BENEFITS	0	0	0	1,366,350
62000 CONTRACTUALS	0	0	0	1,281,330
63000 COMMODITIES	0	0	0	10,500
65000 FIXED CHARGES	0	0	0	165,460
<b>TOTAL</b>	<b>0</b>	<b>0</b>	<b>0</b>	<b>2,823,640</b>



**RENT STABILIZATION**

COMMUNITY DEVELOPMENT		ACCOUNTING UNIT			
RENT STABILIZATION		18518700			
Account Code	LINE ITEM RESOURCES	ACTUAL FY 20-21	ACTUAL FY 21-22	ADOPTED FY 22-23	ADOPTED FY 23-24
61000	Salaries Regular	0	0	0	976,720
61100	Retirement-Employer Normal Cost	0	0	0	116,410
61120	Medicare Insurance	0	0	0	13,430
61130	Health Insurance	0	0	0	256,290
61170	Retiree Health Benefits	0	0	0	3,500
	<b>SUBTOTAL SALARIES &amp; BENEFITS</b>	<b>0</b>	<b>0</b>	<b>0</b>	<b>1,366,350</b>
62012	Cellular Phone Charges	0	0	0	3,600
62120	Training, Transportation, Meetings	0	0	0	10,000
62130	Tuition Reimbursement	0	0	0	1,500
62140	Membership, Subscription & Dues	0	0	0	2,500
62200	Advertising	0	0	0	5,000
62300	Contract Services-Professional	0	0	0	1,173,020
62500	Rent Payments	0	0	0	85,210
62600	Parking Validation	0	0	0	250
62700	Auto Expense	0	0	0	250
	<b>SUBTOTAL CONTRACTUALS</b>	<b>0</b>	<b>0</b>	<b>0</b>	<b>1,281,330</b>
63001	Miscellaneous Operating Expenses	0	0	0	10,500
	<b>SUBTOTAL COMMODITIES</b>	<b>0</b>	<b>0</b>	<b>0</b>	<b>10,500</b>
65400	Indirect Costs	0	0	0	165,460
	<b>SUBTOTAL FIXED CHARGES</b>	<b>0</b>	<b>0</b>	<b>0</b>	<b>165,460</b>
	<b>TOTAL</b>	<b>0</b>	<b>0</b>	<b>0</b>	<b>2,823,640</b>

**INCLUSIONARY HOUSING FEE  
DEPARTMENT RESOURCE SUMMARY**

**COMMUNITY DEVELOPMENT**

<b>ACTIVITIES</b>		<b>ACTUAL FY 20-21</b>	<b>ACTUAL FY 21-22</b>	<b>ADOPTED FY 22-23</b>	<b>ADOPTED FY 23-24</b>
<b>REVENUES</b>					
53822	Density Bonus Setup Fee	0	22,097	0	0
53902	Misc Service Charge	1,349	2,238	1,120	1,500
57000	Expense Reimbursement	7,905	1,000	0	0
57896	Inclusionary Housing Fees	3,709,875	6,932,760	0	0
57990	Miscellaneous Income	1,099	0	0	0
58000	Earning On Investments	77,750	115,599	70,000	70,000
58002	Net Increase (Decrease) In Fai	0	(1,059,795)	0	0
	<b>TOTAL REVENUES</b>	<b>3,797,978</b>	<b>6,013,899</b>	<b>71,120</b>	<b>71,500</b>
<b>EXPENDITURES</b>					
41718820	INCLUSIONARY HOUSING FEE	452,613	1,097,044	1,538,440	1,584,530
	<b>TOTAL EXPENDITURES</b>	<b>452,613</b>	<b>1,097,044</b>	<b>1,538,440</b>	<b>1,584,530</b>
<b>OPERATING EXPENSES</b>		<b>ACTUAL FY 20-21</b>	<b>ACTUAL FY 21-22</b>	<b>ADOPTED FY 22-23</b>	<b>ADOPTED FY 23-24</b>
61000	SALARIES & BENEFITS	160,713	230,857	300,340	334,560
62000	CONTRACTUALS	92,886	160,896	117,550	118,800
63000	COMMODITIES	2,942	183,250	19,550	19,550
65000	FIXED CHARGES	43,189	52,629	61,100	84,090
66000	CAPITAL	0	421,319	10,000	0
68000	TRANSFERS	0	2,520	9,900	7,530
69000	MISCELLANEOUS	152,883	45,573	1,020,000	1,020,000
	<b>TOTAL</b>	<b>452,613</b>	<b>1,097,044</b>	<b>1,538,440</b>	<b>1,584,530</b>

**INCLUSIONARY HOUSING FEE**

COMMUNITY DEVELOPMENT		ACCOUNTING UNIT			
INCLUSIONARY HOUSING FEE		41718002			
Account Code	LINE ITEM RESOURCES	ACTUAL FY 20-21	ACTUAL FY 21-22	ADOPTED FY 22-23	ADOPTED FY 23-24
53822	Density Bonus Setup Fee	0	22,097	0	0
53902	Misc Service Charge	1,349	2,238	1,120	1,500
57000	Expense Reimbursement	7,905	1,000	0	0
57896	Inclusionary Housing Fees	3,709,875	6,932,760	0	0
57990	Miscellaneous Income	1,099	0	0	0
58000	Earning On Investments	77,750	115,599	70,000	70,000
58002	Net Increase (Decrease) In Fai	0	(1,059,795)	0	0
	<b>SUBTOTAL REVENUES</b>	<b>3,797,978</b>	<b>6,013,899</b>	<b>71,120</b>	<b>71,500</b>
	<b>TOTAL</b>	<b>3,797,978</b>	<b>6,013,899</b>	<b>71,120</b>	<b>71,500</b>

**INCLUSIONARY HOUSING FEE**

COMMUNITY DEVELOPMENT		ACCOUNTING UNIT			
INCLUSIONARY HOUSING FEE		41718820			
Account Code	LINE ITEM RESOURCES	ACTUAL FY 20-21	ACTUAL FY 21-22	ADOPTED FY 22-23	ADOPTED FY 23-24
61000	Salaries Regular	96,519	149,544	215,170	221,660
61010	Salaries Cash Out/Separation	629	47	0	0
61040	Salaries Overtime	179	1,441	2,500	2,500
61100	Retirement-Employer Normal Cost	6,370	9,688	14,680	17,940
61102	Retirement- Employer Unfunded- Miscellaneous	32,226	33,352	17,140	43,630
61120	Medicare Insurance	1,394	2,193	3,100	3,220
61130	Health Insurance	12,506	20,093	38,020	26,840
61170	Retiree Health Benefits	0	0	890	900
61180	Worker Compensation Insurance	10,890	14,500	8,840	17,870
	<b>SUBTOTAL SALARIES &amp; BENEFITS</b>	<b>160,713</b>	<b>230,857</b>	<b>300,340</b>	<b>334,560</b>
62010	Communications	110	351	1,500	2,750
62120	Training, Transportation, Meetings	955	1,324	6,070	6,070
62130	Tuition Reimbursement	0	780	0	0
62140	Membership, Subscription & Dues	6,055	1,420	3,640	3,640
62200	Advertising	0	2,774	2,000	2,000
62300	Contract Services-Professional	24,959	109,739	66,490	66,490
62302	Contracted Vendor Personnel Services	36,604	38,170	37,750	37,750
62331	Contract Services-Isolation & Housing Assistance	24,151	0	0	0
62400	Auditor Fee	0	6,264	0	0
62600	Parking Validation	51	26	0	0
62700	Auto Expense	0	50	100	100
	<b>SUBTOTAL CONTRACTUALS</b>	<b>92,886</b>	<b>160,896</b>	<b>117,550</b>	<b>118,800</b>
63001	Miscellaneous Operating Expenses	2,942	183,250	19,550	19,550
	<b>SUBTOTAL COMMODITIES</b>	<b>2,942</b>	<b>183,250</b>	<b>19,550</b>	<b>19,550</b>
65000	Building Rental	9,700	7,390	8,990	8,990
65011	Equipment Replacement Charges	2,920	0	0	0
65040	IT Maintenance Charge	7,530	10,080	7,530	13,650
65100	Insurance Charges	11,850	15,910	10,540	20,370
65105	Benefits Overhead	530	630	1,560	3,100
65210	Delivery Charges	380	380	0	0
65400	Indirect Costs	10,279	18,239	32,480	37,980
	<b>SUBTOTAL FIXED CHARGES</b>	<b>43,189</b>	<b>52,629</b>	<b>61,100</b>	<b>84,090</b>
66400	Machinery & Equipment	0	421,319	0	0
66410	Vehicle Purchase	0	0	10,000	0
	<b>SUBTOTAL CAPITAL</b>	<b>0</b>	<b>421,319</b>	<b>10,000</b>	<b>0</b>
68001	POB Misc Xfer to Fund 406	0	2,520	9,900	7,530
	<b>SUBTOTAL TRANSFERS</b>	<b>0</b>	<b>2,520</b>	<b>9,900</b>	<b>7,530</b>
69135	Payment to Subagent	32,883	45,573	0	0
69152	Loans & Grants	0	0	1,020,000	1,020,000
69157	Bad Debt Expense - Loans	120,000	0	0	0
	<b>SUBTOTAL MISCELLANEOUS</b>	<b>152,883</b>	<b>45,573</b>	<b>1,020,000</b>	<b>1,020,000</b>
	<b>TOTAL</b>	<b>452,613</b>	<b>1,097,044</b>	<b>1,538,440</b>	<b>1,584,530</b>

**CDA - PEEBLER CAPITAL FUND  
DEPARTMENT RESOURCE SUMMARY**

**COMMUNITY DEVELOPMENT**

<b>ACTIVITIES</b>		<b>ACTUAL FY 20-21</b>	<b>ACTUAL FY 21-22</b>	<b>ADOPTED FY 22-23</b>	<b>ADOPTED FY 23-24</b>
<b>REVENUES</b>					
52025	State Grants-Direct	0	1,288,000	0	0
58000	Earning On Investments	22,266	15,794	0	0
	<b>TOTAL REVENUES</b>	22,266	1,303,794	0	0
<b>EXPENDITURES</b>					
41818830	PEEBLER FUND CAPITAL PROJECTS	117,390	2,341,956	0	0
41818831	SOUTH MAIN REDEVELOPMENT PROJ	72,352	1,952,423	0	0
41818832	AFFORDABLE HOUSING AHSC PRGM	1,150,649	178,888	0	0
	<b>TOTAL EXPENDITURES</b>	1,340,391	4,473,266	0	0
<b>OPERATING EXPENSES</b>		<b>ACTUAL FY 20-21</b>	<b>ACTUAL FY 21-22</b>	<b>ADOPTED FY 22-23</b>	<b>ADOPTED FY 23-24</b>
66000	CAPITAL	1,340,391	4,473,266	0	0
	<b>TOTAL</b>	<b>1,340,391</b>	<b>4,473,266</b>	<b>0</b>	<b>0</b>

**CDA - PEEBLER CAPITAL FUND**

COMMUNITY DEVELOPMENT		ACCOUNTING UNIT			
CDA CAPITAL PROJECTS REVENUE		41818002			
Account Code	LINE ITEM RESOURCES	ACTUAL FY 20-21	ACTUAL FY 21-22	ADOPTED FY 22-23	ADOPTED FY 23-24
52025	State Grants-Direct	0	1,288,000	0	0
58000	Earning On Investments	22,266	15,794	0	0
	<b>SUBTOTAL REVENUES</b>	<b>22,266</b>	<b>1,303,794</b>	<b>0</b>	<b>0</b>
	<b>TOTAL</b>	<b>22,266</b>	<b>1,303,794</b>	<b>0</b>	<b>0</b>

**CDA - PEEBLER CAPITAL FUND**

COMMUNITY DEVELOPMENT		ACCOUNTING UNIT			
PEEBLER FUND CAPITAL PROJECTS		41818830			
Account Code	LINE ITEM RESOURCES	ACTUAL FY 20-21	ACTUAL FY 21-22	ADOPTED FY 22-23	ADOPTED FY 23-24
66220	Improvements Other Than Building	117,390	2,341,956	0	0
	<b>SUBTOTAL CAPITAL</b>	<b>117,390</b>	<b>2,341,956</b>	<b>0</b>	<b>0</b>
	<b>TOTAL</b>	<b>117,390</b>	<b>2,341,956</b>	<b>0</b>	<b>0</b>

**CDA - PEEBLER CAPITAL FUND**

COMMUNITY DEVELOPMENT		ACCOUNTING UNIT			
SOUTH MAIN REDEVELOPMENT PROJ		41818831			
Account Code	LINE ITEM RESOURCES	ACTUAL FY 20-21	ACTUAL FY 21-22	ADOPTED FY 22-23	ADOPTED FY 23-24
66220	Improvements Other Than Building	72,352	1,952,423	0	0
	<b>SUBTOTAL CAPITAL</b>	<b>72,352</b>	<b>1,952,423</b>	<b>0</b>	<b>0</b>
	<b>TOTAL</b>	<b>72,352</b>	<b>1,952,423</b>	<b>0</b>	<b>0</b>



**CDA - PEEBLER CAPITAL FUND**

COMMUNITY DEVELOPMENT		ACCOUNTING UNIT			
AFFORDABLE HOUSING AHSC PRGM		41818832			
Account Code	LINE ITEM RESOURCES	ACTUAL FY 20-21	ACTUAL FY 21-22	ADOPTED FY 22-23	ADOPTED FY 23-24
66220	Improvements Other Than Building	1,150,649	178,888	0	0
	<b>SUBTOTAL CAPITAL</b>	<b>1,150,649</b>	<b>178,888</b>	<b>0</b>	<b>0</b>
	<b>TOTAL</b>	<b>1,150,649</b>	<b>178,888</b>	<b>0</b>	<b>0</b>

**HOUSING AUTHORITY LMIHF  
DEPARTMENT RESOURCE SUMMARY**

**COMMUNITY DEVELOPMENT**

<b>ACTIVITIES</b>		<b>ACTUAL FY 20-21</b>	<b>ACTUAL FY 21-22</b>	<b>ADOPTED FY 22-23</b>	<b>ADOPTED FY 23-24</b>
<b>REVENUES</b>					
56900	Principal Repayment	1,925	30,000	500,000	500,000
56901	Interest Repayments	137,723	346,234	250,000	250,000
57990	Miscellaneous Income	280	280	280	280
58000	Earning On Investments	30,677	34,052	20,000	20,000
	<b>TOTAL REVENUES</b>	<b>170,606</b>	<b>410,566</b>	<b>770,280</b>	<b>770,280</b>
<b>EXPENDITURES</b>					
60718810	HOUSING ASSET ADMIN	255,664	(568,153)	322,360	378,170
60718830	HOUSING ASSET CAP PROJECTS	2,694,823	150,000	1,656,950	1,656,950
	<b>TOTAL EXPENDITURES</b>	<b>2,950,486</b>	<b>(418,153)</b>	<b>1,979,310</b>	<b>2,035,120</b>
<b>OPERATING EXPENSES</b>		<b>ACTUAL FY 20-21</b>	<b>ACTUAL FY 21-22</b>	<b>ADOPTED FY 22-23</b>	<b>ADOPTED FY 23-24</b>
61000	SALARIES & BENEFITS	214,959	176,152	171,320	155,580
62000	CONTRACTUALS	32,446	193,595	68,920	71,220
63000	COMMODITIES	2,735	1,086	6,880	6,880
65000	FIXED CHARGES	53,870	43,467	53,200	65,250
66000	CAPITAL	2,780,050	0	10,000	70,000
68000	TRANSFERS	0	3,094	12,040	9,240
69000	MISCELLANEOUS	(133,574)	(835,546)	1,656,950	1,656,950
	<b>TOTAL</b>	<b>2,950,486</b>	<b>(418,153)</b>	<b>1,979,310</b>	<b>2,035,120</b>

**HOUSING AUTHORITY LMIHF**

<b>COMMUNITY DEVELOPMENT</b>		<b>ACCOUNTING UNIT</b>			
<b>HOUSING ASSET REVENUES</b>		<b>60718002</b>			
<b>Account Code</b>	<b>LINE ITEM RESOURCES</b>	<b>ACTUAL FY 20-21</b>	<b>ACTUAL FY 21-22</b>	<b>ADOPTED FY 22-23</b>	<b>ADOPTED FY 23-24</b>
56900	Principal Repayment	1,925	30,000	500,000	500,000
56901	Interest Repayments	137,723	346,234	250,000	250,000
57990	Miscellaneous Income	280	280	280	280
58000	Earning On Investments	30,677	34,052	20,000	20,000
	<b>SUBTOTAL REVENUES</b>	<b>170,606</b>	<b>410,566</b>	<b>770,280</b>	<b>770,280</b>
	<b>TOTAL</b>	<b>170,606</b>	<b>410,566</b>	<b>770,280</b>	<b>770,280</b>

**HOUSING AUTHORITY LMIHF**

<b>COMMUNITY DEVELOPMENT</b>		<b>ACCOUNTING UNIT</b>			
<b>HOUSING ASSET ADMIN</b>		<b>60718810</b>			
<b>Account Code</b>	<b>LINE ITEM RESOURCES</b>	<b>ACTUAL FY 20-21</b>	<b>ACTUAL FY 21-22</b>	<b>ADOPTED FY 22-23</b>	<b>ADOPTED FY 23-24</b>
61000	Salaries Regular	139,980	80,594	112,030	116,220
61010	Salaries Cash Out/Separation	24	27,053	0	0
61040	Salaries Overtime	562	31	500	500
61100	Retirement-Employer Normal Cost	7,820	4,741	6,940	8,650
61102	Retirement- Employer Unfunded- Miscellaneous	39,561	40,986	20,840	5,970
61120	Medicare Insurance	1,979	1,502	1,600	1,660
61130	Health Insurance	15,856	11,025	20,250	17,320
61170	Retiree Health Benefits	577	0	430	440
61180	Worker Compensation Insurance	8,600	10,219	8,730	4,820
	<b>SUBTOTAL SALARIES &amp; BENEFITS</b>	<b>214,959</b>	<b>176,152</b>	<b>171,320</b>	<b>155,580</b>
62010	Communications	1,202	232	1,200	1,200
62012	Cellular Phone Charges	519	166	500	500
62120	Training, Transportation, Meetings	(45)	109	110	110
62130	Tuition Reimbursement	0	422	0	0
62140	Membership, Subscription & Dues	(6)	11	110	110
62200	Advertising	0	4,015	2,000	4,300
62251	Other Agency Services	339	343	350	350
62300	Contract Services-Professional	30,249	37,993	63,000	63,000
62302	Contracted Vendor Personnel Services	138	224	1,450	1,450
62700	Auto Expense	50	80	200	200
	<b>SUBTOTAL CONTRACTUALS</b>	<b>32,446</b>	<b>43,595</b>	<b>68,920</b>	<b>71,220</b>
63001	Miscellaneous Operating Expenses	2,270	564	6,380	6,380
63300	Gas & Diesel	465	522	500	500
	<b>SUBTOTAL COMMODITIES</b>	<b>2,735</b>	<b>1,086</b>	<b>6,880</b>	<b>6,880</b>
65000	Building Rental	7,500	5,710	6,940	6,940
65010	Rental City Equipment	8,670	8,664	10,570	15,220
65011	Equipment Replacement Charges	2,920	0	0	10,800
65012	Accident Repair & Replacement	270	264	0	200
65040	IT Maintenance Charge	9,520	7,370	6,970	5,970
65100	Insurance Charges	9,350	11,049	10,400	5,500
65105	Benefits Overhead	410	380	1,530	840
65210	Delivery Charges	290	290	0	0
65400	Indirect Costs	14,940	9,740	16,790	19,780
	<b>SUBTOTAL FIXED CHARGES</b>	<b>53,870</b>	<b>43,467</b>	<b>53,200</b>	<b>65,250</b>
66410	Vehicle Purchase	0	0	10,000	70,000
	<b>SUBTOTAL CAPITAL</b>	<b>0</b>	<b>0</b>	<b>10,000</b>	<b>70,000</b>
68001	POB Misc Xfer to Fund 406	0	3,094	12,040	9,240
	<b>SUBTOTAL TRANSFERS</b>	<b>0</b>	<b>3,094</b>	<b>12,040</b>	<b>9,240</b>
69157	Bad Debt Expense - Loans	(48,346)	(835,546)	0	0
	<b>SUBTOTAL MISCELLANEOUS</b>	<b>(48,346)</b>	<b>(835,546)</b>	<b>0</b>	<b>0</b>
	<b>TOTAL</b>	<b>255,664</b>	<b>(568,153)</b>	<b>322,360</b>	<b>378,170</b>

**HOUSING AUTHORITY LMIHF**

COMMUNITY DEVELOPMENT		ACCOUNTING UNIT			
HOUSING ASSET CAP PROJECTS		60718830			
Account Code	LINE ITEM RESOURCES	ACTUAL FY 20-21	ACTUAL FY 21-22	ADOPTED FY 22-23	ADOPTED FY 23-24
62300	Contract Services-Professional	0	150,000	0	0
	<b>SUBTOTAL CONTRACTUALS</b>	<b>0</b>	<b>150,000</b>	<b>0</b>	<b>0</b>
66100	Land	2,780,050	0	0	0
	<b>SUBTOTAL CAPITAL</b>	<b>2,780,050</b>	<b>0</b>	<b>0</b>	<b>0</b>
69152	Loans & Grants	(85,227)	0	1,656,950	1,656,950
	<b>SUBTOTAL MISCELLANEOUS</b>	<b>(85,227)</b>	<b>0</b>	<b>1,656,950</b>	<b>1,656,950</b>
	<b>TOTAL</b>	<b>2,694,823</b>	<b>150,000</b>	<b>1,656,950</b>	<b>1,656,950</b>

**2003A SERIES TAX ALLOC BOND  
DEPARTMENT RESOURCE SUMMARY**

**COMMUNITY DEVELOPMENT**

ACTIVITIES	ACTUAL FY 20-21	ACTUAL FY 21-22	ADOPTED FY 22-23	ADOPTED FY 23-24
EXPENDITURES				
65218020 2003A SERIES BOND DEBT SERVICE	0	0	0	0
TOTAL EXPENDITURES	0	0	0	0
OPERATING EXPENSES	ACTUAL FY 20-21	ACTUAL FY 21-22	ADOPTED FY 22-23	ADOPTED FY 23-24
68000 TRANSFERS	0	0	0	0
<b>TOTAL</b>	<b>0</b>	<b>0</b>	<b>0</b>	<b>0</b>

**2003A SERIES TAX ALLOC BOND**

<b>COMMUNITY DEVELOPMENT</b>		<b>ACCOUNTING UNIT</b>			
<b>2003A SERIES BOND DEBT SERVICE</b>		<b>65218020</b>			
Account Code	LINE ITEM RESOURCES	ACTUAL FY 20-21	ACTUAL FY 21-22	ADOPTED FY 22-23	ADOPTED FY 23-24
68000	Transfer to Fund 671	0	0	0	0
	<b>SUBTOTAL TRANSFERS</b>	<b>0</b>	<b>0</b>	<b>0</b>	<b>0</b>
	<b>TOTAL</b>	<b>0</b>	<b>0</b>	<b>0</b>	<b>0</b>

**2018 A & B TARB  
DEPARTMENT RESOURCE SUMMARY**

**COMMUNITY DEVELOPMENT**

ACTIVITIES	ACTUAL FY 20-21	ACTUAL FY 21-22	ADOPTED FY 22-23	ADOPTED FY 23-24
REVENUES				
58005 Investment Income-Trustee	6	12	0	0
59000-671 Transfer From Fund 671	3,037,960	6,485,477	11,231,650	11,541,790
TOTAL REVENUES	3,037,966	6,485,489	11,231,650	11,541,790
EXPENDITURES				
65518020 2018 A & B TARB	3,063,340	2,951,368	11,231,650	11,541,790
TOTAL EXPENDITURES	3,063,340	2,951,368	11,231,650	11,541,790
OPERATING EXPENSES	ACTUAL FY 20-21	ACTUAL FY 21-22	ADOPTED FY 22-23	ADOPTED FY 23-24
62000 CONTRACTUALS	6,000	6,350	8,650	8,650
67000 DEBT SERVICE	3,057,340	2,945,018	11,223,000	11,533,140
<b>TOTAL</b>	<b>3,063,340</b>	<b>2,951,368</b>	<b>11,231,650</b>	<b>11,541,790</b>



**2018 A & B TARB**

COMMUNITY DEVELOPMENT		ACCOUNTING UNIT			
2018 A & B TARB		65518002			
Account Code	LINE ITEM RESOURCES	ACTUAL FY 20-21	ACTUAL FY 21-22	ADOPTED FY 22-23	ADOPTED FY 23-24
58005	Investment Income-Trustee	6	12	0	0
59000	Transfer From Fund 671	3,037,960	6,485,477	11,231,650	11,541,790
	<b>SUBTOTAL REVENUES</b>	<b>3,037,966</b>	<b>6,485,489</b>	<b>11,231,650</b>	<b>11,541,790</b>
	<b>TOTAL</b>	<b>3,037,966</b>	<b>6,485,489</b>	<b>11,231,650</b>	<b>11,541,790</b>

**2018 A & B TARB**

COMMUNITY DEVELOPMENT		ACCOUNTING UNIT			
2018 A & B TARB		65518020			
Account Code	LINE ITEM RESOURCES	ACTUAL FY 20-21	ACTUAL FY 21-22	ADOPTED FY 22-23	ADOPTED FY 23-24
62300	Contract Services-Professional	2,400	2,750	5,050	5,050
62401	Trustee Fee	3,600	3,600	3,600	3,600
	<b>SUBTOTAL CONTRACTUALS</b>	<b>6,000</b>	<b>6,350</b>	<b>8,650</b>	<b>8,650</b>
67300	Bond Principal	0	0	8,825,000	9,465,000
67310	Bond Interest	2,687,427	2,575,105	2,398,000	2,068,140
67400	Amortization of Bond Discount	369,913	369,913	0	0
	<b>SUBTOTAL DEBT SERVICE</b>	<b>3,057,340</b>	<b>2,945,018</b>	<b>11,223,000</b>	<b>11,533,140</b>
	<b>TOTAL</b>	<b>3,063,340</b>	<b>2,951,368</b>	<b>11,231,650</b>	<b>11,541,790</b>

**2003B SERIES ALLOC BOND  
DEPARTMENT RESOURCE SUMMARY**

**COMMUNITY DEVELOPMENT**

<b>ACTIVITIES</b>		<b>ACTUAL FY 20-21</b>	<b>ACTUAL FY 21-22</b>	<b>ADOPTED FY 22-23</b>	<b>ADOPTED FY 23-24</b>
EXPENDITURES					
65818020	2003B SERIES BOND DEBT SERVICE	5,514	0	0	0
	TOTAL EXPENDITURES	5,514	0	0	0
<b>OPERATING EXPENSES</b>		<b>ACTUAL FY 20-21</b>	<b>ACTUAL FY 21-22</b>	<b>ADOPTED FY 22-23</b>	<b>ADOPTED FY 23-24</b>
68000	TRANSFERS	5,514	0	0	0
	<b>TOTAL</b>	<b>5,514</b>	<b>0</b>	<b>0</b>	<b>0</b>

**2003B SERIES ALLOC BOND**

COMMUNITY DEVELOPMENT		ACCOUNTING UNIT			
2003B SERIES BOND DEBT SERVICE		65818020			
Account Code	LINE ITEM RESOURCES	ACTUAL FY 20-21	ACTUAL FY 21-22	ADOPTED FY 22-23	ADOPTED FY 23-24
68000	Transfer to Fund 671	5,514	0	0	0
	<b>SUBTOTAL TRANSFERS</b>	<b>5,514</b>	<b>0</b>	<b>0</b>	<b>0</b>
	<b>TOTAL</b>	<b>5,514</b>	<b>0</b>	<b>0</b>	<b>0</b>

**COSA RDA  
DEPARTMENT RESOURCE SUMMARY**

**COMMUNITY DEVELOPMENT**

ACTIVITIES	ACTUAL FY 20-21	ACTUAL FY 21-22	ADOPTED FY 22-23	ADOPTED FY 23-24
<b>REVENUES</b>				
58000 Earning On Investments	3,276	2,817	0	0
59000-671 Transfer From Fund 671	250,000	150,000	130,000	125,000
TOTAL REVENUES	253,276	152,817	130,000	125,000
<b>EXPENDITURES</b>				
67018843 COSA RDA ADMIN	142,195	78,414	130,200	125,000
67018850 COSA RDA OBLIGATIONS	190,000	0	0	0
TOTAL EXPENDITURES	332,195	78,414	130,200	125,000
OPERATING EXPENSES	ACTUAL FY 20-21	ACTUAL FY 21-22	ADOPTED FY 22-23	ADOPTED FY 23-24
61000 SALARIES & BENEFITS	102,070	49,715	54,520	61,350
62000 CONTRACTUALS	9,868	4,164	49,070	38,250
63000 COMMODITIES	397	104	2,300	5,880
65000 FIXED CHARGES	29,860	21,819	19,340	15,700
67000 DEBT SERVICE	0	2,612	4,970	3,820
69000 MISCELLANEOUS	190,000	0	0	0
<b>TOTAL</b>	<b>332,195</b>	<b>78,414</b>	<b>130,200</b>	<b>125,000</b>

**COSA RDA**

COMMUNITY DEVELOPMENT		ACCOUNTING UNIT			
COSA RDA REVENUE		67018002			
Account Code	LINE ITEM RESOURCES	ACTUAL FY 20-21	ACTUAL FY 21-22	ADOPTED FY 22-23	ADOPTED FY 23-24
58000	Earning On Investments	3,276	2,817	0	0
59000	Transfer From Fund 671	250,000	150,000	130,000	125,000
	<b>SUBTOTAL REVENUES</b>	<b>253,276</b>	<b>152,817</b>	<b>130,000</b>	<b>125,000</b>
	<b>TOTAL</b>	<b>253,276</b>	<b>152,817</b>	<b>130,000</b>	<b>125,000</b>

**COSA RDA**

COMMUNITY DEVELOPMENT		ACCOUNTING UNIT			
COSA RDA ADMIN		67018843			
Account Code	LINE ITEM RESOURCES	ACTUAL FY 20-21	ACTUAL FY 21-22	ADOPTED FY 22-23	ADOPTED FY 23-24
61000	Salaries Regular	60,299	23,141	33,330	46,120
61010	Salaries Cash Out/Separation	0	32	0	0
61040	Salaries Overtime	0	280	0	0
61100	Retirement-Employer Normal Cost	3,221	991	1,550	7,400
61102	Retirement- Employer Unfunded- Miscellaneous	16,297	14,841	8,590	270
61120	Medicare Insurance	840	336	480	580
61130	Health Insurance	12,246	3,133	6,570	5,300
61170	Retiree Health Benefits	477	0	240	290
61180	Worker Compensation Insurance	8,690	6,960	3,760	1,390
	<b>SUBTOTAL SALARIES &amp; BENEFITS</b>	<b>102,070</b>	<b>49,715</b>	<b>54,520</b>	<b>61,350</b>
62010	Communications	1,083	1	1,200	1,200
62120	Training, Transportation, Meetings	0	0	100	100
62300	Contract Services-Professional	8,000	3,694	40,470	35,000
62302	Contracted Vendor Personnel Services	785	469	7,300	1,950
	<b>SUBTOTAL CONTRACTUALS</b>	<b>9,868</b>	<b>4,164</b>	<b>49,070</b>	<b>38,250</b>
63001	Miscellaneous Operating Expenses	397	104	2,300	5,880
	<b>SUBTOTAL COMMODITIES</b>	<b>397</b>	<b>104</b>	<b>2,300</b>	<b>5,880</b>
65000	Building Rental	7,100	5,410	6,580	6,580
65040	IT Maintenance Charge	6,200	5,300	2,340	1,540
65100	Insurance Charges	9,450	7,640	4,480	1,580
65105	Benefits Overhead	420	360	660	510
65210	Delivery Charges	280	280	0	0
65400	Indirect Costs	6,410	2,829	5,280	5,490
	<b>SUBTOTAL FIXED CHARGES</b>	<b>29,860</b>	<b>21,819</b>	<b>19,340</b>	<b>15,700</b>
67301	POB Principal-Misc	0	0	1,760	610
67311	POB Interest - Misc	0	2,612	3,210	3,210
	<b>SUBTOTAL DEBT SERVICE</b>	<b>0</b>	<b>2,612</b>	<b>4,970</b>	<b>3,820</b>
	<b>TOTAL</b>	<b>142,195</b>	<b>78,414</b>	<b>130,200</b>	<b>125,000</b>

**COSA RDA**

COMMUNITY DEVELOPMENT		ACCOUNTING UNIT			
COSA RDA OBLIGATIONS		67018850			
Account Code	LINE ITEM RESOURCES	ACTUAL FY 20-21	ACTUAL FY 21-22	ADOPTED FY 22-23	ADOPTED FY 23-24
69601	Loss On Sale of Land	190,000	0	0	0
	<b>SUBTOTAL MISCELLANEOUS</b>	<b>190,000</b>	<b>0</b>	<b>0</b>	<b>0</b>
	<b>TOTAL</b>	<b>190,000</b>	<b>0</b>	<b>0</b>	<b>0</b>



**COSA RDA OBLIGATION RETIREMENT  
DEPARTMENT RESOURCE SUMMARY**

**COMMUNITY DEVELOPMENT**

<b>ACTIVITIES</b>		<b>ACTUAL FY 20-21</b>	<b>ACTUAL FY 21-22</b>	<b>ADOPTED FY 22-23</b>	<b>ADOPTED FY 23-24</b>
<b>REVENUES</b>					
50011	Property Tax	5,373,310	11,652,570	11,546,650	11,851,790
57960	Rental Of Property	208,124	208,124	226,480	226,480
57961	Contra Rent Revenue GASB 87	0	(208,124)	0	0
57962	Lease Revenue	0	202,662	0	0
58000	Earning On Investments	23,493	35,845	0	0
58020	Interest Income- Leases	0	9,297	0	0
59000-652	Transfer From Fund 652	0	0	0	0
59000-654	Transfer From Fund 654	9,630	0	0	0
59000-658	Transfer from Fund 658	5,514	0	0	0
	<b>TOTAL REVENUES</b>	<b>5,620,072</b>	<b>11,900,374</b>	<b>11,773,130</b>	<b>12,078,270</b>
<b>EXPENDITURES</b>					
67118021	COSA RDA OBLIG RETIRE DEBT SRV	3,695,119	6,652,973	11,773,130	12,078,270
	<b>TOTAL EXPENDITURES</b>	<b>3,695,119</b>	<b>6,652,973</b>	<b>11,773,130</b>	<b>12,078,270</b>
<b>OPERATING EXPENSES</b>		<b>ACTUAL FY 20-21</b>	<b>ACTUAL FY 21-22</b>	<b>ADOPTED FY 22-23</b>	<b>ADOPTED FY 23-24</b>
62000	CONTRACTUALS	407,159	566	411,480	411,480
67000	DEBT SERVICE	0	16,930	0	0
68000	TRANSFERS	3,287,960	6,635,477	11,361,650	11,666,790
	<b>TOTAL</b>	<b>3,695,119</b>	<b>6,652,973</b>	<b>11,773,130</b>	<b>12,078,270</b>

**COSA RDA OBLIGATION RETIREMENT**

COMMUNITY DEVELOPMENT		ACCOUNTING UNIT			
COSA RDA OBLIG RETIRE REV		67118002			
Account Code	LINE ITEM RESOURCES	ACTUAL FY 20-21	ACTUAL FY 21-22	ADOPTED FY 22-23	ADOPTED FY 23-24
50011	Property Tax	5,373,310	11,652,570	11,546,650	11,851,790
57960	Rental Of Property	208,124	208,124	226,480	226,480
57961	Contra Rent Revenue GASB 87	0	(208,124)	0	0
57962	Lease Revenue	0	202,662	0	0
58000	Earning On Investments	23,493	35,845	0	0
58020	Interest Income- Leases	0	9,297	0	0
59000	Transfer From Fund 652	0	0	0	0
59000	Transfer From Fund 654	9,630	0	0	0
59000	Transfer from Fund 658	5,514	0	0	0
	<b>SUBTOTAL REVENUES</b>	<b>5,620,072</b>	<b>11,900,374</b>	<b>11,773,130</b>	<b>12,078,270</b>
	<b>TOTAL</b>	<b>5,620,072</b>	<b>11,900,374</b>	<b>11,773,130</b>	<b>12,078,270</b>

**COSA RDA OBLIGATION RETIREMENT**

COMMUNITY DEVELOPMENT		ACCOUNTING UNIT			
COSA RDA OBLIG RETIRE DEBT SRV		67118021			
Account Code	LINE ITEM RESOURCES	ACTUAL FY 20-21	ACTUAL FY 21-22	ADOPTED FY 22-23	ADOPTED FY 23-24
62400	Auditor Fee	688	566	5,000	5,000
62500	Rent Payments	406,471	406,471	406,480	406,480
62502	Contra Rent Payment GASB 87	0	(406,471)	0	0
	<b>SUBTOTAL CONTRACTUALS</b>	<b>407,159</b>	<b>566</b>	<b>411,480</b>	<b>411,480</b>
67210	Interest-Leases	0	16,930	0	0
	<b>SUBTOTAL DEBT SERVICE</b>	<b>0</b>	<b>16,930</b>	<b>0</b>	<b>0</b>
68000	Transfer to Fund 655	3,037,960	6,485,477	11,231,650	11,541,790
68000	Transfer to Fund 670	250,000	150,000	130,000	125,000
	<b>SUBTOTAL TRANSFERS</b>	<b>3,287,960</b>	<b>6,635,477</b>	<b>11,361,650</b>	<b>11,666,790</b>
	<b>TOTAL</b>	<b>3,695,119</b>	<b>6,652,973</b>	<b>11,773,130</b>	<b>12,078,270</b>



**This Page Intentionally  
Left Blank**

# Information Technology





**This Page Intentionally  
Left Blank**

The logo for Santa Ana College is centered behind the text. It features a circular emblem with a stylized building and sunburst design, and a banner below it with the text "SANTA ANA".

**Information Technology  
Position Summary**

Authorized Personnel	Funded FY 22-23	Workforce Changes	Funded FY 23-24
Applications/Tech Support Manager (AM)	1	0	1
Chief Technology Innovations Officer (EM)	1	0	1
Executive Secretary (UC)	1	0	1
GIS Administrator	1	0	1
GIS Systems Analyst/Programmer	2	0	2
Information Services and Network Manager (MM)	1	0	1
Information Services Representative	1	0	1
Information Technology Infrastructure Supervisor (AM)	1	0	1
Information Technology Support Supervisor	1	0	1
Information Technology Support Technician II	3	0	3
Network Specialist/WAN Systems Administrator	1	0	1
Principal Programmer Analyst	6	1	7
Programmer Analyst	1	0	1
Senior Programmer Analyst	1	0	1
Senior Systems Administrator	1	0	1
<b>Funded Total</b>	<b>23</b>	<b>1</b>	<b>24</b>

INTERNAL SERVICE FUND                      24.00

**TOTAL FUNDED POSITIONS                      24.00**



**This Page Intentionally  
Left Blank**



# INFORMATION TECHNOLOGY

## DEPARTMENT PROGRAMS



### **Administration**

- To provide management, administrative, and fiscal support to the Information Technology Department.



### **Applications Division**

- The Applications Division is responsible for overseeing the City's enterprise business systems as well as many departmental and cross-departmental business systems.



### **Infrastructure Division**

- The Infrastructure Division is responsible for managing the City's core technical infrastructure, including the City's wired and wireless networks, the City's data centers, City's telecommunication systems, and Cybersecurity.



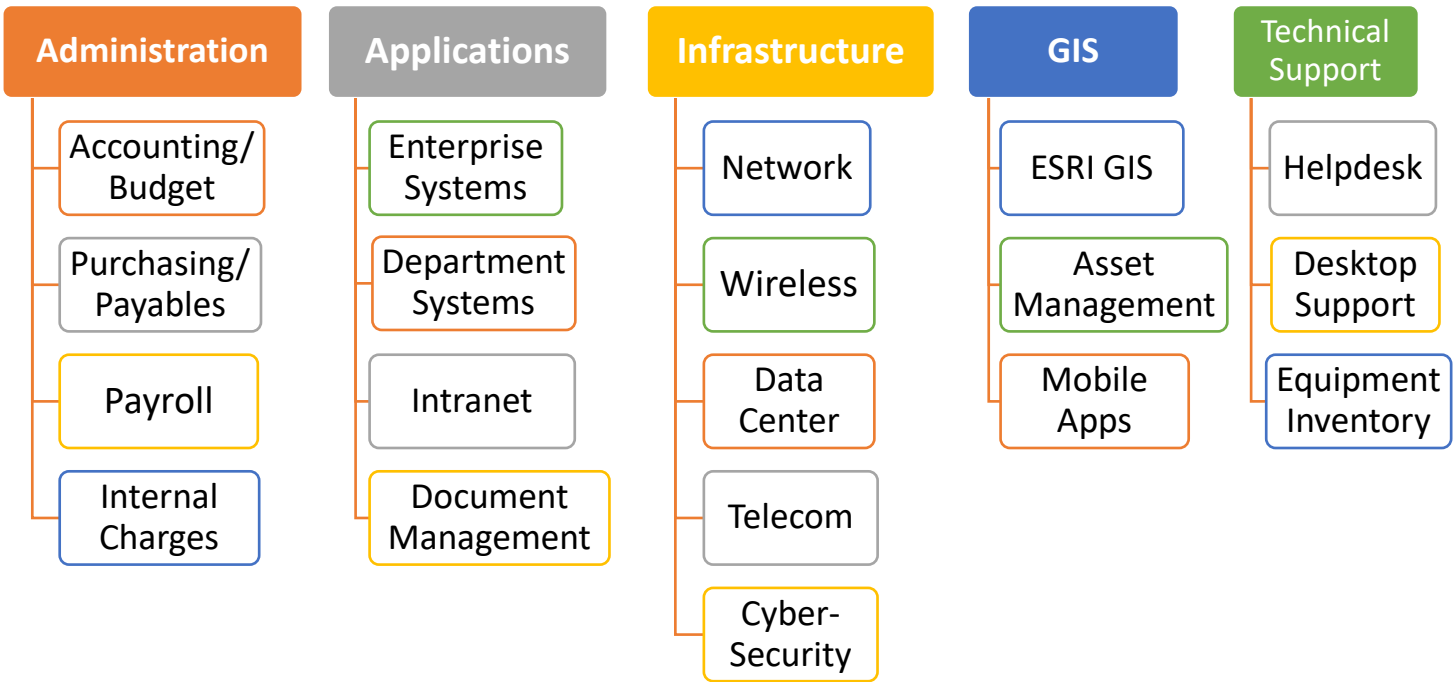
### **Geographic Information Systems (GIS)**

- The GIS group is responsible for managing the City's geospatial information systems. These include the City's GIS system and GIS-based Asset Management and work order systems.



### **Technical Support**

- The Technical Support group is responsible for providing IT support to the City's employees. This includes help desk support, desktop support, and inventory management of end-user devices.



## Department Summary

The Information Technology Department is an Internal Service department within the City of Santa Ana organization. The department is responsible for advising, implementing, and supporting technology for all of the City departments. The core services include managing the City's technical infrastructure; managing the lifecycle of City business applications; and providing user technical support, including managing the lifecycle of the City's IT assets, in order to allow other City departments to provide services as efficiently and cost-effectively as possible.

## Accomplishments

### Cybersecurity Improvements

- Started migrating applications from servers that are nearing the end of support
- Conducted proof-of-concepts on several new cybersecurity tools

### Digital Transformation

- Created online form for Revive Santa Ana Program Grant II
- Created online form for Business Tax Holiday Pre-registration
- Created online form for Revive Business Program Grants Seminar Registration

### Infrastructure Enhancements

- Implemented Hyperconverged Infrastructure
- Upgraded Email Servers
- Converted 11 conference rooms to smart conference rooms.
- .

### Application Enhancements

- Performed Business Tax System updates and modifications to support new legislation and new cannabis rates
- Completed modification of payroll system to remove use of the salary matrix and switch to bi-weekly payroll
- Continued multi-year implementation project to replace the City's Land Management System (LMS).
- Added Citation Addendum for Code Enforcement in SAPIN
- Upgraded Financial System to newer version
- Upgraded Budget System to newer version
- Upgraded ArcGIS Enterprise server
- Upgraded Queue management system for City Hall lobby

## Strategic Priorities



**Financial Stability** Protect and enhance revenue streams while maintaining a healthy reserve balance to provide for the expenditure of funds in support of the long-term priorities of the City's strategic plan.



**Community Safety** Provide a safe environment for residents and visitors while reducing crime and addressing the impacts of homelessness on our quality of life.








**Modern Facilities & Infrastructure** Ensure maintenance and preservation of City facilities and roadways to better serve the population and visitors.



**Efficient City Services** Streamline the methods of providing services to help ensure doing business with the City is easier and more efficient.



**Economic Diversification & Expansion** Enhance economic vitality by growing revenue streams, attracting quality jobs, diverse businesses and desired amenities for residents.

Strategic Plan & Goals For FY 23-24					
Make an ERP System Selection	X				
Continue Implementing City's new Land Management System				X	
Enhance City's Cybersecurity Program	X				
Upgrade City's Wireless Network			X		
Upgrade HVAC in City's Data Center			X		
Upgrade PWA Electronic Document Management System				X	

# KEY PERFORMANCE MEASURES

## Strategic Priority: Efficient City Services

Measure	5-Year Trajectory	FY 22-23 Actual	FY 22-23 Target	FY 23-24 Target
Cost Reductions Directly Related to Modernizations	Steady	N/A	\$1.0 M	\$1.0 M
Number of City Services Offered Online	Modest	90	90	100



**This Page Intentionally  
Left Blank**

# Information Technology

## REVENUE

Fund	ACTUAL FY 20-21	ACTUAL FY 21-22	ADOPTED FY 22-23	ADOPTED FY 23-24
109 INFO SYS STRATEGIC PLAN	8,338,729	8,473,885	8,686,630	9,457,040
<b>TOTAL REVENUE</b>	<b>8,338,729</b>	<b>8,473,885</b>	<b>8,686,630</b>	<b>9,457,040</b>

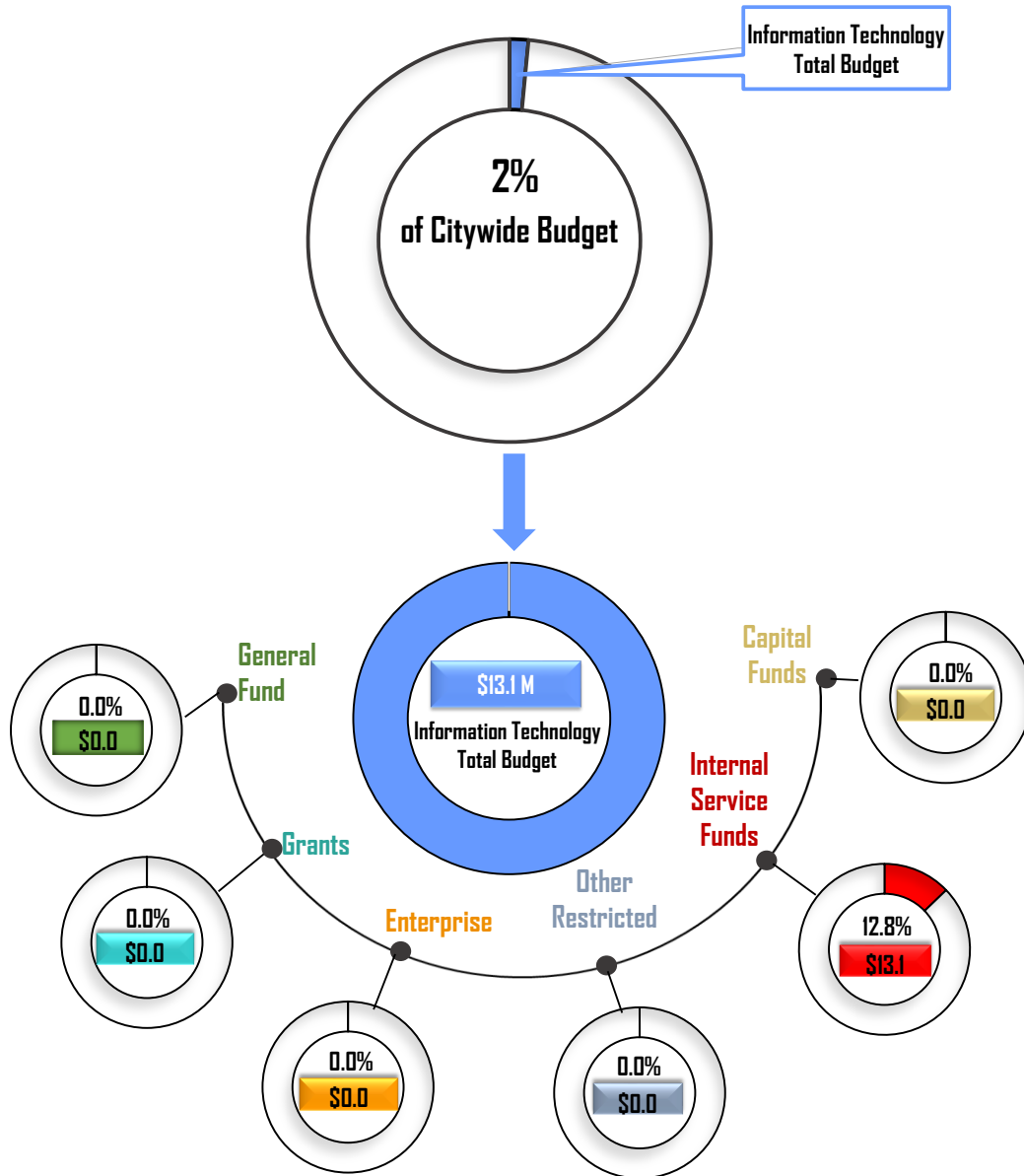
## EXPENDITURE

Fund	ACTUAL FY 20-21	ACTUAL FY 21-22	ADOPTED FY 22-23	ADOPTED FY 23-24
109 INFO SYS STRATEGIC PLAN	8,215,744	8,724,298	16,508,530	13,120,630
174 CARES ACT	186,797	-	-	-
176 CARES ACT-STATE	371,308	-	-	-
181 American Rescue Plan Act	-	155,408	-	-
<b>TOTAL EXPENDITURE</b>	<b>8,773,849</b>	<b>8,879,707</b>	<b>16,508,530</b>	<b>13,120,630</b>



**This Page Intentionally  
Left Blank**







**This Page Intentionally  
Left Blank**

**INFO SYS STRATEGIC PLAN  
DEPARTMENT RESOURCE SUMMARY**

**INFORMATION TECHNOLOGY**

<b>ACTIVITIES</b>		<b>ACTUAL FY 20-21</b>	<b>ACTUAL FY 21-22</b>	<b>ADOPTED FY 22-23</b>	<b>ADOPTED FY 23-24</b>
<b>REVENUES</b>					
56000	Charges To Departments	191,693	183,663	0	0
56020	IT Maintenance Charge to Department	5,684,595	5,648,300	5,688,590	6,286,480
56021	IT Department Specific Charge	1,151,210	936,910	1,344,080	1,643,210
56022	IT Communication Charge to Department	1,488,426	1,549,597	1,510,560	1,527,350
57000	Expense Reimbursement	29,297	35,302	0	0
57010	Miscellaneous Recoveries	47,786	42,246	81,400	0
58000	Earning On Investments	99,959	104,399	62,000	0
58002	Net Increase (Decrease) In Fai	(354,237)	(26,532)	0	0
	<b>TOTAL REVENUES</b>	<b>8,338,729</b>	<b>8,473,885</b>	<b>8,686,630</b>	<b>9,457,040</b>
<b>EXPENDITURES</b>					
10920140	NETWORK & TELECOMMUNICATIONS	1,613,860	1,720,038	2,431,950	5,031,420
10920141	ENTERPRISES SYSTEMS	2,633,729	2,723,645	3,399,770	5,030,870
10920143	SPECIALIZED SYSTEMS	769,615	814,265	1,097,670	0
10920146	ADMINISTRATION & PROJECTS	514,518	587,584	726,740	696,160
10920147	DATA CENTER	1,378,018	1,150,062	1,789,900	0
10920148	TECHNOLOGY & SUPPORT SERVICES	828,907	853,026	1,002,630	1,106,000
10920149	PROJECTS	477,097	875,678	6,059,870	1,256,180
	<b>TOTAL EXPENDITURES</b>	<b>8,215,744</b>	<b>8,724,298</b>	<b>16,508,530</b>	<b>13,120,630</b>
<b>OPERATING EXPENSES</b>		<b>ACTUAL FY 20-21</b>	<b>ACTUAL FY 21-22</b>	<b>ADOPTED FY 22-23</b>	<b>ADOPTED FY 23-24</b>
61000	SALARIES & BENEFITS	2,735,056	3,093,533	3,665,500	3,762,500
62000	CONTRACTUALS	4,083,706	4,073,525	8,561,890	7,768,080
63000	COMMODITIES	484,032	156,059	243,500	93,500
65000	FIXED CHARGES	762,393	648,521	805,260	816,170
66000	CAPITAL	150,556	666,287	3,068,250	554,480
67000	DEBT SERVICE	0	86,374	164,130	125,900
	<b>TOTAL</b>	<b>8,215,744</b>	<b>8,724,298</b>	<b>16,508,530</b>	<b>13,120,630</b>

**INFO SYS STRATEGIC PLAN**

INFORMATION TECHNOLOGY PROJECTS		ACCOUNTING UNIT 10920149			
Account Code	LINE ITEM RESOURCES	ACTUAL FY 20-21	ACTUAL FY 21-22	ADOPTED FY 22-23	ADOPTED FY 23-24
61020	Salaries Part-Time	0	14,789	0	0
61110	Part-Time Retirement	0	555	0	0
61120	Medicare Insurance	0	214	0	0
61180	Worker Compensation Insurance	0	0	0	860
	<b>SUBTOTAL SALARIES &amp; BENEFITS</b>	<b>0</b>	<b>15,558</b>	<b>0</b>	<b>860</b>
62300	Contract Services-Professional	28,486	123,367	2,700,000	1,254,130
62306	Software Maintenance & Support	0	0	250,000	0
	<b>SUBTOTAL CONTRACTUALS</b>	<b>28,486</b>	<b>123,367</b>	<b>2,950,000</b>	<b>1,254,130</b>
63001	Miscellaneous Operating Expenses	315,973	97,905	0	0
63202	Operating Materials & Supplies	98,610	0	150,000	0
	<b>SUBTOTAL COMMODITIES</b>	<b>414,583</b>	<b>97,905</b>	<b>150,000</b>	<b>0</b>
65100	Insurance Charges	0	0	0	1,040
65105	Benefits Overhead	0	0	0	150
	<b>SUBTOTAL FIXED CHARGES</b>	<b>0</b>	<b>0</b>	<b>0</b>	<b>1,190</b>
66400	Machinery & Equipment	34,027	25,314	1,540,000	0
66510	Computer Software	0	613,534	1,419,870	0
	<b>SUBTOTAL CAPITAL</b>	<b>34,027</b>	<b>638,848</b>	<b>2,959,870</b>	<b>0</b>
	<b>TOTAL</b>	<b>477,097</b>	<b>875,678</b>	<b>6,059,870</b>	<b>1,256,180</b>

**INFO SYS STRATEGIC PLAN**

INFORMATION TECHNOLOGY		ACCOUNTING UNIT			
INFORMATION TECHNOLOGY REVENUE		10920002			
Account Code	LINE ITEM RESOURCES	ACTUAL FY 20-21	ACTUAL FY 21-22	ADOPTED FY 22-23	ADOPTED FY 23-24
56000	Charges To Departments	191,693	183,663	0	0
56020	IT Maintenance Charge to Department	5,684,595	5,648,300	5,688,590	6,286,480
56021	IT Department Specific Charge	1,151,210	936,910	1,344,080	1,643,210
56022	IT Communication Charge to Department	1,488,426	1,549,597	1,510,560	1,527,350
57000	Expense Reimbursement	29,297	35,302	0	0
57010	Miscellaneous Recoveries	47,786	42,246	81,400	0
58000	Earning On Investments	99,959	104,399	62,000	0
58002	Net Increase (Decrease) In Fai	(354,237)	(26,532)	0	0
	<b>SUBTOTAL REVENUES</b>	<b>8,338,729</b>	<b>8,473,885</b>	<b>8,686,630</b>	<b>9,457,040</b>
	<b>TOTAL</b>	<b>8,338,729</b>	<b>8,473,885</b>	<b>8,686,630</b>	<b>9,457,040</b>

**INFO SYS STRATEGIC PLAN**

INFORMATION TECHNOLOGY		ACCOUNTING UNIT			
NETWORK & TELECOMMUNICATIONS		10920140			
Account Code	LINE ITEM RESOURCES	ACTUAL FY 20-21	ACTUAL FY 21-22	ADOPTED FY 22-23	ADOPTED FY 23-24
61000	Salaries Regular	275,252	233,234	412,680	574,000
61040	Salaries Overtime	925	482	0	0
61100	Retirement-Employer Normal Cost	18,047	16,420	31,040	56,720
61102	Retirement- Employer Unfunded- Miscellaneous	91,301	96,090	50,090	21,990
61120	Medicare Insurance	3,652	3,376	5,970	8,300
61130	Health Insurance	19,098	18,168	49,080	97,560
61170	Retiree Health Benefits	467	1,289	3,010	3,010
61180	Worker Compensation Insurance	21,790	20,040	17,780	16,520
	<b>SUBTOTAL SALARIES &amp; BENEFITS</b>	<b>430,532</b>	<b>389,099</b>	<b>569,650</b>	<b>778,100</b>
62010	Communications	469,620	759,429	807,000	821,440
62300	Contract Services-Professional	145,113	13,407	153,000	208,000
62302	Contracted Vendor Personnel Services	371,473	304,847	414,000	1,425,000
62305	Software Licenses & Subscripti	0	0	30,000	13,300
62306	Software Maintenance & Support	71,224	70,148	218,740	1,002,640
62307	Hardware Maintenance & Support	37,868	93,940	98,600	319,000
	<b>SUBTOTAL CONTRACTUALS</b>	<b>1,095,298</b>	<b>1,241,771</b>	<b>1,721,340</b>	<b>3,789,380</b>
63001	Miscellaneous Operating Expenses	7,608	3,513	10,000	10,000
63202	Operating Materials & Supplies	0	0	0	20,000
63300	Gas & Diesel	537	505	500	500
	<b>SUBTOTAL COMMODITIES</b>	<b>8,146</b>	<b>4,018</b>	<b>10,500</b>	<b>30,500</b>
65000	Building Rental	5,800	4,770	5,800	120,660
65010	Rental City Equipment	2,800	5,052	6,170	3,730
65012	Accident Repair & Replacement	100	133	0	0
65040	IT Maintenance Charge	15,660	0	0	0
65100	Insurance Charges	21,310	24,190	22,410	19,920
65105	Benefits Overhead	890	800	3,210	2,420
65210	Delivery Charges	190	190	0	0
65400	Indirect Costs	33,135	35,384	63,920	98,270
	<b>SUBTOTAL FIXED CHARGES</b>	<b>79,885</b>	<b>70,519</b>	<b>101,510</b>	<b>245,000</b>
66400	Machinery & Equipment	0	0	0	108,380
66511	Computer Software Subscriptions	0	0	0	57,850
	<b>SUBTOTAL CAPITAL</b>	<b>0</b>	<b>0</b>	<b>0</b>	<b>166,230</b>
67301	POB Principal-Misc	0	0	10,250	3,520
67311	POB Interest - Misc	0	14,631	18,700	18,690
	<b>SUBTOTAL DEBT SERVICE</b>	<b>0</b>	<b>14,631</b>	<b>28,950</b>	<b>22,210</b>
	<b>TOTAL</b>	<b>1,613,860</b>	<b>1,720,038</b>	<b>2,431,950</b>	<b>5,031,420</b>

**INFO SYS STRATEGIC PLAN**

<b>INFORMATION TECHNOLOGY</b>		<b>ACCOUNTING UNIT</b>			
<b>ENTERPRISES SYSTEMS</b>		<b>10920141</b>			
<b>Account Code</b>	<b>LINE ITEM RESOURCES</b>	<b>ACTUAL FY 20-21</b>	<b>ACTUAL FY 21-22</b>	<b>ADOPTED FY 22-23</b>	<b>ADOPTED FY 23-24</b>
61000	Salaries Regular	900,956	1,026,613	1,256,190	1,451,800
61010	Salaries Cash Out/Separation	0	8,539	0	0
61020	Salaries Part-Time	0	2,456	0	0
61040	Salaries Overtime	7,486	10,522	0	0
61100	Retirement-Employer Normal Cost	48,067	61,211	94,270	121,810
61102	Retirement- Employer Unfunded- Miscellaneous	243,179	268,594	128,100	145,840
61110	Part-Time Retirement	0	92	0	0
61120	Medicare Insurance	12,889	14,811	18,180	20,990
61130	Health Insurance	138,299	153,609	229,560	230,730
61170	Retiree Health Benefits	555	1,569	1,650	1,680
61180	Worker Compensation Insurance	94,780	69,540	54,530	66,500
	<b>SUBTOTAL SALARIES &amp; BENEFITS</b>	<b>1,446,212</b>	<b>1,617,557</b>	<b>1,782,480</b>	<b>2,039,350</b>
62010	Communications	0	0	0	29,900
62300	Contract Services-Professional	527,830	222,758	433,800	449,700
62302	Contracted Vendor Personnel Services	74,579	55,819	180,200	800,000
62305	Software Licenses & Subscripti	10,956	71,160	99,900	121,660
62306	Software Maintenance & Support	166,750	391,892	440,610	721,580
	<b>SUBTOTAL CONTRACTUALS</b>	<b>780,116</b>	<b>741,628</b>	<b>1,154,510</b>	<b>2,122,840</b>
63001	Miscellaneous Operating Expenses	864	882	0	0
	<b>SUBTOTAL COMMODITIES</b>	<b>864</b>	<b>882</b>	<b>0</b>	<b>0</b>
65000	Building Rental	95,320	78,280	95,210	95,210
65040	IT Maintenance Charge	76,260	0	0	0
65100	Insurance Charges	113,400	83,960	68,690	80,170
65105	Benefits Overhead	4,710	3,970	9,850	11,870
65210	Delivery Charges	1,020	1,020	0	0
65400	Indirect Costs	115,827	157,379	214,970	235,040
	<b>SUBTOTAL FIXED CHARGES</b>	<b>406,537</b>	<b>324,609</b>	<b>388,720</b>	<b>422,290</b>
66511	Computer Software Subscriptions	0	0	0	388,250
	<b>SUBTOTAL CAPITAL</b>	<b>0</b>	<b>0</b>	<b>0</b>	<b>388,250</b>
67301	POB Principal-Misc	0	0	26,210	9,210
67311	POB Interest - Misc	0	38,968	47,850	48,930
	<b>SUBTOTAL DEBT SERVICE</b>	<b>0</b>	<b>38,968</b>	<b>74,060</b>	<b>58,140</b>
	<b>TOTAL</b>	<b>2,633,729</b>	<b>2,723,645</b>	<b>3,399,770</b>	<b>5,030,870</b>

**INFO SYS STRATEGIC PLAN**

INFORMATION TECHNOLOGY		ACCOUNTING UNIT			
SPECIALIZED SYSTEMS		10920143			
Account Code	LINE ITEM RESOURCES	ACTUAL FY 20-21	ACTUAL FY 21-22	ADOPTED FY 22-23	ADOPTED FY 23-24
61000	Salaries Regular	9,342	116,076	267,890	0
61040	Salaries Overtime	0	126	0	0
61100	Retirement-Employer Normal Cost	1,128	13,813	18,380	0
61102	Retirement- Employer Unfunded- Miscellaneous	5,706	17,909	3,010	0
61120	Medicare Insurance	133	1,616	3,870	0
61130	Health Insurance	0	275	24,240	0
61180	Worker Compensation Insurance	0	13,410	570	0
	<b>SUBTOTAL SALARIES &amp; BENEFITS</b>	<b>16,309</b>	<b>163,224</b>	<b>317,960</b>	<b>0</b>
62010	Communications	16,653	12,113	15,000	0
62300	Contract Services-Professional	25,932	134	0	0
62302	Contracted Vendor Personnel Services	499,211	386,221	487,830	0
62305	Software Licenses & Subscripti	0	0	2,000	0
62306	Software Maintenance & Support	209,931	216,564	226,720	0
	<b>SUBTOTAL CONTRACTUALS</b>	<b>751,727</b>	<b>615,031</b>	<b>731,550</b>	<b>0</b>
63001	Miscellaneous Operating Expenses	388	503	0	0
	<b>SUBTOTAL COMMODITIES</b>	<b>388</b>	<b>503</b>	<b>0</b>	<b>0</b>
65100	Insurance Charges	0	16,190	710	0
65105	Benefits Overhead	0	810	100	0
65400	Indirect Costs	1,191	17,593	45,620	0
	<b>SUBTOTAL FIXED CHARGES</b>	<b>1,191</b>	<b>34,593</b>	<b>46,430</b>	<b>0</b>
67301	POB Principal-Misc	0	0	610	0
67311	POB Interest - Misc	0	914	1,120	0
	<b>SUBTOTAL DEBT SERVICE</b>	<b>0</b>	<b>914</b>	<b>1,730</b>	<b>0</b>
	<b>TOTAL</b>	<b>769,615</b>	<b>814,265</b>	<b>1,097,670</b>	<b>0</b>



**INFO SYS STRATEGIC PLAN**

<b>INFORMATION TECHNOLOGY</b>		<b>ACCOUNTING UNIT</b>			
<b>ADMINISTRATION &amp; PROJECTS</b>		<b>10920146</b>			
<b>Account Code</b>	<b>LINE ITEM RESOURCES</b>	<b>ACTUAL FY 20-21</b>	<b>ACTUAL FY 21-22</b>	<b>ADOPTED FY 22-23</b>	<b>ADOPTED FY 23-24</b>
61000	Salaries Regular	267,039	293,594	366,580	337,110
61010	Salaries Cash Out/Separation	0	3,753	0	0
61100	Retirement-Employer Normal Cost	14,963	11,146	17,740	24,070
61102	Retirement- Employer Unfunded- Miscellaneous	75,700	77,196	39,880	17,520
61120	Medicare Insurance	3,919	4,336	5,290	4,870
61130	Health Insurance	41,095	45,500	52,680	73,320
61170	Retiree Health Benefits	735	1,987	1,950	2,090
61180	Worker Compensation Insurance	15,390	17,920	16,160	17,050
	<b>SUBTOTAL SALARIES &amp; BENEFITS</b>	<b>418,841</b>	<b>455,432</b>	<b>500,280</b>	<b>476,030</b>
62010	Communications	0	0	0	3,440
62120	Training, Transportation, Meetings	739	4,041	20,000	20,000
62130	Tuition Reimbursement	0	0	2,000	2,000
62300	Contract Services-Professional	5,581	2,378	10,000	10,000
62302	Contracted Vendor Personnel Services	0	0	36,000	36,000
62600	Parking Validation	0	325	700	700
62700	Auto Expense	6,000	6,000	6,000	6,000
	<b>SUBTOTAL CONTRACTUALS</b>	<b>12,320</b>	<b>12,744</b>	<b>74,700</b>	<b>78,140</b>
63001	Miscellaneous Operating Expenses	17,790	40,098	43,000	43,000
	<b>SUBTOTAL COMMODITIES</b>	<b>17,790</b>	<b>40,098</b>	<b>43,000</b>	<b>43,000</b>
65040	IT Maintenance Charge	12,050	0	0	0
65100	Insurance Charges	18,410	21,630	20,360	20,550
65105	Benefits Overhead	770	810	2,920	3,040
65210	Delivery Charges	290	290	0	0
65400	Indirect Costs	34,048	44,450	62,430	57,720
	<b>SUBTOTAL FIXED CHARGES</b>	<b>65,568</b>	<b>67,180</b>	<b>85,710</b>	<b>81,310</b>
67301	POB Principal-Misc	0	0	8,160	2,800
67311	POB Interest - Misc	0	12,131	14,890	14,880
	<b>SUBTOTAL DEBT SERVICE</b>	<b>0</b>	<b>12,131</b>	<b>23,050</b>	<b>17,680</b>
	<b>TOTAL</b>	<b>514,518</b>	<b>587,584</b>	<b>726,740</b>	<b>696,160</b>

**INFO SYS STRATEGIC PLAN**

INFORMATION TECHNOLOGY		ACCOUNTING UNIT			
DATA CENTER		10920147			
Account Code	LINE ITEM RESOURCES	ACTUAL FY 20-21	ACTUAL FY 21-22	ADOPTED FY 22-23	ADOPTED FY 23-24
61000	Salaries Regular	18,563	51,223	0	0
61100	Retirement-Employer Normal Cost	747	1,974	0	0
61102	Retirement- Employer Unfunded- Miscellaneous	3,777	6,131	0	0
61120	Medicare Insurance	270	745	0	0
61130	Health Insurance	1,161	3,158	0	0
61170	Retiree Health Benefits	170	468	0	0
	<b>SUBTOTAL SALARIES &amp; BENEFITS</b>	<b>24,688</b>	<b>63,698</b>	<b>0</b>	<b>0</b>
62010	Communications	7,323	7,459	11,000	0
62300	Contract Services-Professional	6,165	9,863	55,000	0
62302	Contracted Vendor Personnel Services	621,972	615,854	700,000	0
62305	Software Licenses & Subscripti	10,220	15,946	17,500	0
62306	Software Maintenance & Support	353,824	263,237	542,760	0
62307	Hardware Maintenance & Support	121,334	44,302	220,400	0
	<b>SUBTOTAL CONTRACTUALS</b>	<b>1,120,838</b>	<b>956,661</b>	<b>1,546,660</b>	<b>0</b>
63001	Miscellaneous Operating Expenses	14	4,254	0	0
63202	Operating Materials & Supplies	19,123	1,628	20,000	0
	<b>SUBTOTAL COMMODITIES</b>	<b>19,137</b>	<b>5,882</b>	<b>20,000</b>	<b>0</b>
65000	Building Rental	114,990	94,430	114,860	0
65040	IT Maintenance Charge	2,410	0	0	0
65100	Insurance Charges	4,760	0	0	0
65105	Benefits Overhead	200	0	0	0
65210	Delivery Charges	70	70	0	0
65400	Indirect Costs	2,367	7,755	0	0
	<b>SUBTOTAL FIXED CHARGES</b>	<b>124,797</b>	<b>102,255</b>	<b>114,860</b>	<b>0</b>
66400	Machinery & Equipment	88,559	20,960	108,380	0
	<b>SUBTOTAL CAPITAL</b>	<b>88,559</b>	<b>20,960</b>	<b>108,380</b>	<b>0</b>
67311	POB Interest - Misc	0	605	0	0
	<b>SUBTOTAL DEBT SERVICE</b>	<b>0</b>	<b>605</b>	<b>0</b>	<b>0</b>
	<b>TOTAL</b>	<b>1,378,018</b>	<b>1,150,062</b>	<b>1,789,900</b>	<b>0</b>

**INFO SYS STRATEGIC PLAN**

INFORMATION TECHNOLOGY		ACCOUNTING UNIT			
TECHNOLOGY & SUPPORT SERVICES		10920148			
Account Code	LINE ITEM RESOURCES	ACTUAL FY 20-21	ACTUAL FY 21-22	ADOPTED FY 22-23	ADOPTED FY 23-24
61000	Salaries Regular	195,415	180,152	299,410	303,150
61010	Salaries Cash Out/Separation	0	11,638	0	0
61040	Salaries Overtime	2,122	330	0	0
61100	Retirement-Employer Normal Cost	23,591	21,438	33,640	38,050
61102	Retirement- Employer Unfunded- Miscellaneous	119,348	131,039	62,870	28,100
61120	Medicare Insurance	2,857	2,759	4,340	4,400
61130	Health Insurance	31,872	24,568	83,040	84,000
61180	Worker Compensation Insurance	23,270	17,040	11,830	10,460
	<b>SUBTOTAL SALARIES &amp; BENEFITS</b>	<b>398,475</b>	<b>388,964</b>	<b>495,130</b>	<b>468,160</b>
62010	Communications	0	0	0	4,590
62300	Contract Services-Professional	118,903	146,505	103,330	160,000
62302	Contracted Vendor Personnel Services	170,635	181,848	220,800	300,000
62306	Software Maintenance & Support	5,383	53,970	59,000	59,000
	<b>SUBTOTAL CONTRACTUALS</b>	<b>294,921</b>	<b>382,323</b>	<b>383,130</b>	<b>523,590</b>
63000	Office Supplies	2,964	0	0	0
63001	Miscellaneous Operating Expenses	8,036	2,017	0	0
63202	Operating Materials & Supplies	12,125	4,754	20,000	20,000
	<b>SUBTOTAL COMMODITIES</b>	<b>23,125</b>	<b>6,770</b>	<b>20,000</b>	<b>20,000</b>
65040	IT Maintenance Charge	30,120	0	0	0
65100	Insurance Charges	27,840	20,570	14,900	12,610
65105	Benefits Overhead	1,160	1,360	2,140	1,870
65210	Delivery Charges	110	110	0	0
65400	Indirect Costs	25,186	27,324	50,990	51,900
	<b>SUBTOTAL FIXED CHARGES</b>	<b>84,416</b>	<b>49,364</b>	<b>68,030</b>	<b>66,380</b>
66400	Machinery & Equipment	27,970	6,479	0	0
	<b>SUBTOTAL CAPITAL</b>	<b>27,970</b>	<b>6,479</b>	<b>0</b>	<b>0</b>
67301	POB Principal-Misc	0	0	12,860	4,410
67311	POB Interest - Misc	0	19,125	23,480	23,460
	<b>SUBTOTAL DEBT SERVICE</b>	<b>0</b>	<b>19,125</b>	<b>36,340</b>	<b>27,870</b>
	<b>TOTAL</b>	<b>828,907</b>	<b>853,026</b>	<b>1,002,630</b>	<b>1,106,000</b>

**CARES ACT  
DEPARTMENT RESOURCE SUMMARY**

**INFORMATION TECHNOLOGY**

<b>ACTIVITIES</b>		<b>ACTUAL FY 20-21</b>	<b>ACTUAL FY 21-22</b>	<b>ADOPTED FY 22-23</b>	<b>ADOPTED FY 23-24</b>
EXPENDITURES					
17420140	CARES ACT-COUNTY IT	186,797	0	0	0
	TOTAL EXPENDITURES	186,797	0	0	0
<b>OPERATING EXPENSES</b>		<b>ACTUAL FY 20-21</b>	<b>ACTUAL FY 21-22</b>	<b>ADOPTED FY 22-23</b>	<b>ADOPTED FY 23-24</b>
62000	CONTRACTUALS	10,651	0	0	0
63000	COMMODITIES	176,146	0	0	0
	<b>TOTAL</b>	<b>186,797</b>	<b>0</b>	<b>0</b>	<b>0</b>

**CARES ACT**

INFORMATION TECHNOLOGY		ACCOUNTING UNIT			
CARES ACT-COUNTY IT		17420140			
Account Code	LINE ITEM RESOURCES	ACTUAL FY 20-21	ACTUAL FY 21-22	ADOPTED FY 22-23	ADOPTED FY 23-24
62300	Contract Services-Professional	451	0	0	0
62302	Contracted Vendor Personnel Services	10,200	0	0	0
	<b>SUBTOTAL CONTRACTUALS</b>	<b>10,651</b>	<b>0</b>	<b>0</b>	<b>0</b>
63001	Miscellaneous Operating Expenses	176,146	0	0	0
	<b>SUBTOTAL COMMODITIES</b>	<b>176,146</b>	<b>0</b>	<b>0</b>	<b>0</b>
	<b>TOTAL</b>	<b>186,797</b>	<b>0</b>	<b>0</b>	<b>0</b>

**CARES ACT-STATE  
DEPARTMENT RESOURCE SUMMARY**

**INFORMATION TECHNOLOGY**

<b>ACTIVITIES</b>		<b>ACTUAL FY 20-21</b>	<b>ACTUAL FY 21-22</b>	<b>ADOPTED FY 22-23</b>	<b>ADOPTED FY 23-24</b>
EXPENDITURES					
17620140	CARES ACT-STATE IT	371,308	0	0	0
	TOTAL EXPENDITURES	371,308	0	0	0
<b>OPERATING EXPENSES</b>		<b>ACTUAL FY 20-21</b>	<b>ACTUAL FY 21-22</b>	<b>ADOPTED FY 22-23</b>	<b>ADOPTED FY 23-24</b>
62000	CONTRACTUALS	152,034	0	0	0
63000	COMMODITIES	219,274	0	0	0
	<b>TOTAL</b>	<b>371,308</b>	<b>0</b>	<b>0</b>	<b>0</b>

**CARES ACT-STATE**

INFORMATION TECHNOLOGY		ACCOUNTING UNIT			
CARES ACT-STATE IT		17620140			
Account Code	LINE ITEM RESOURCES	ACTUAL FY 20-21	ACTUAL FY 21-22	ADOPTED FY 22-23	ADOPTED FY 23-24
62305	Software Licenses & Subscripti	4,382	0	0	0
62306	Software Maintenance & Support	147,651	0	0	0
	<b>SUBTOTAL CONTRACTUALS</b>	<b>152,034</b>	<b>0</b>	<b>0</b>	<b>0</b>
63001	Miscellaneous Operating Expenses	219,274	0	0	0
	<b>SUBTOTAL COMMODITIES</b>	<b>219,274</b>	<b>0</b>	<b>0</b>	<b>0</b>
	<b>TOTAL</b>	<b>371,308</b>	<b>0</b>	<b>0</b>	<b>0</b>

**American Rescue Plan Act  
DEPARTMENT RESOURCE SUMMARY**

**INFORMATION TECHNOLOGY**

ACTIVITIES	ACTUAL FY 20-21	ACTUAL FY 21-22	ADOPTED FY 22-23	ADOPTED FY 23-24
EXPENDITURES				
18120013 ARPA - IT	0	155,408	0	0
TOTAL EXPENDITURES	0	155,408	0	0
OPERATING EXPENSES	ACTUAL FY 20-21	ACTUAL FY 21-22	ADOPTED FY 22-23	ADOPTED FY 23-24
62000 CONTRACTUALS	0	64,594	0	0
63000 COMMODITIES	0	90,681	0	0
66000 CAPITAL	0	133	0	0
<b>TOTAL</b>	<b>0</b>	<b>155,408</b>	<b>0</b>	<b>0</b>



**American Rescue Plan Act**

INFORMATION TECHNOLOGY		ACCOUNTING UNIT			
ARPA - IT		18120013			
Account Code	LINE ITEM RESOURCES	ACTUAL FY 20-21	ACTUAL FY 21-22	ADOPTED FY 22-23	ADOPTED FY 23-24
62300	Contract Services-Professional	0	36,159	0	0
62305	Software Licenses & Subscripti	0	24,000	0	0
62306	Software Maintenance & Support	0	2,828	0	0
62307	Hardware Maintenance & Support	0	1,607	0	0
	<b>SUBTOTAL CONTRACTUALS</b>	<b>0</b>	<b>64,594</b>	<b>0</b>	<b>0</b>
63001	Miscellaneous Operating Expenses	0	90,681	0	0
	<b>SUBTOTAL COMMODITIES</b>	<b>0</b>	<b>90,681</b>	<b>0</b>	<b>0</b>
66220	Improvements Other Than Building	0	133	0	0
	<b>SUBTOTAL CAPITAL</b>	<b>0</b>	<b>133</b>	<b>0</b>	<b>0</b>
	<b>TOTAL</b>	<b>0</b>	<b>155,408</b>	<b>0</b>	<b>0</b>



**This Page Intentionally  
Left Blank**

# Museum Fund





**This Page Intentionally  
Left Blank**

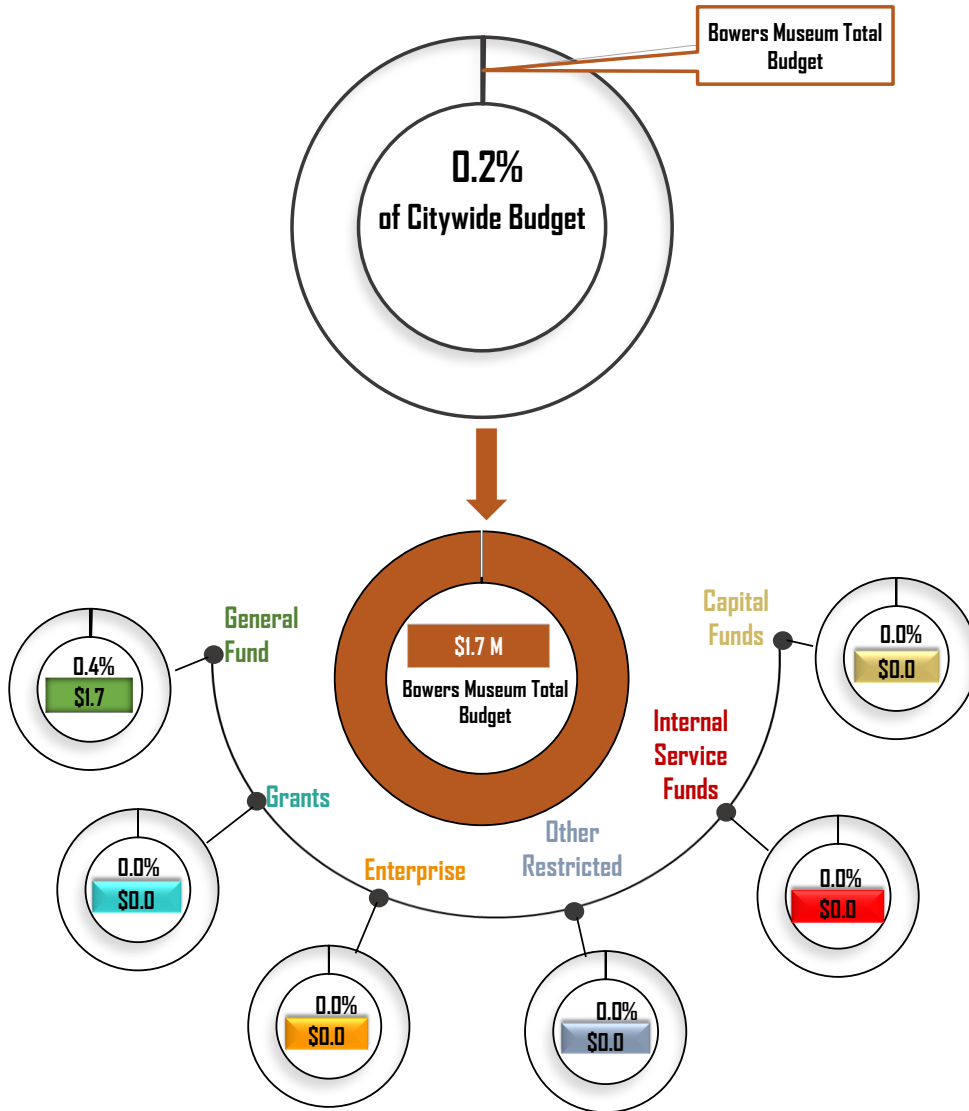
# Museum Fund

## EXPENDITURE

Fund	ACTUAL FY 20-21	ACTUAL FY 21-22	ADOPTED FY 22-23	ADOPTED FY 23-24
011 GENERAL FUND	1,472,977	1,473,170	2,542,320	1,674,210
<b>TOTAL EXPENDITURE</b>	<b>1,472,977</b>	<b>1,473,170</b>	<b>2,542,320</b>	<b>1,674,210</b>



**This Page Intentionally  
Left Blank**



**GENERAL FUND  
DEPARTMENT RESOURCE SUMMARY**

**MUSEUM FUND**

ACTIVITIES	ACTUAL FY 20-21	ACTUAL FY 21-22	ADOPTED FY 22-23	ADOPTED FY 23-24
EXPENDITURES				
01112030 MUSEUM CAPITAL AND MAINTENANCE	1,472,977	1,473,170	2,542,320	1,674,210
TOTAL EXPENDITURES	1,472,977	1,473,170	2,542,320	1,674,210
OPERATING EXPENSES	ACTUAL FY 20-21	ACTUAL FY 21-22	ADOPTED FY 22-23	ADOPTED FY 23-24
62000 CONTRACTUALS	16,347	16,540	85,690	17,910
66000 CAPITAL	0	0	1,000,000	0
69000 MISCELLANEOUS	1,456,630	1,456,630	1,456,630	1,656,300
<b>TOTAL</b>	<b>1,472,977</b>	<b>1,473,170</b>	<b>2,542,320</b>	<b>1,674,210</b>



**GENERAL FUND**

MUSEUM FUND		ACCOUNTING UNIT			
MUSEUM CAPITAL AND MAINTENANCE		01112030			
Account Code	LINE ITEM RESOURCES	ACTUAL FY 20-21	ACTUAL FY 21-22	ADOPTED FY 22-23	ADOPTED FY 23-24
62251	Other Agency Services	16,347	16,540	85,690	17,910
	<b>SUBTOTAL CONTRACTUALS</b>	<b>16,347</b>	<b>16,540</b>	<b>85,690</b>	<b>17,910</b>
66200	Buildings & Building Improvements	0	0	1,000,000	0
	<b>SUBTOTAL CAPITAL</b>	<b>0</b>	<b>0</b>	<b>1,000,000</b>	<b>0</b>
69135	Payment to Subagent	1,456,630	1,456,630	1,456,630	1,656,300
	<b>SUBTOTAL MISCELLANEOUS</b>	<b>1,456,630</b>	<b>1,456,630</b>	<b>1,456,630</b>	<b>1,656,300</b>
	<b>TOTAL</b>	<b>1,472,977</b>	<b>1,473,170</b>	<b>2,542,320</b>	<b>1,674,210</b>



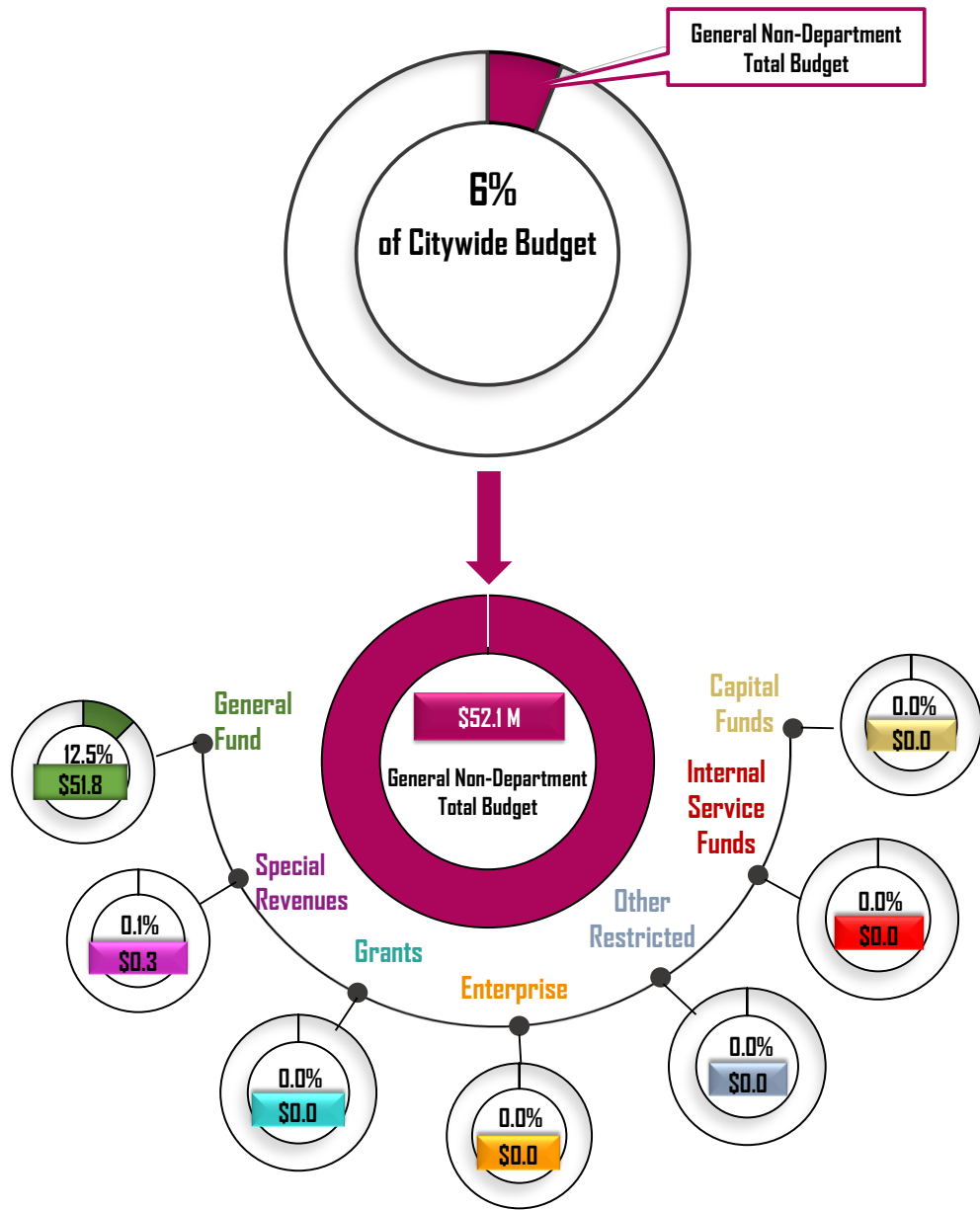
**This Page Intentionally  
Left Blank**

# Debt Service & Non-Departmental



The logo for Santa Ana College is centered in the background. It features a circular emblem with a stylized building and sunburst rays. Below the emblem is a banner with the text "SANTA ANA".

**This Page Intentionally  
Left Blank**





**This Page Intentionally  
Left Blank**

# Debt Service

## REVENUE

Fund	ACTUAL FY 20-21	ACTUAL FY 21-22	ADOPTED FY 22-23	ADOPTED FY 23-24
400 POLICE LEASE REVENUE BONDS	4,530,522	4,622,121	4,622,100	4,623,910
404 COSA 2014 LEASE FINANCING	5,172,350	5,156,160	5,156,070	5,150,750
406 2021 PENSION OBLIGATION FUNDS	-	387,439,929	15,340,770	11,762,200
<b>TOTAL REVENUE</b>	<b>9,702,872</b>	<b>397,218,210</b>	<b>25,118,940</b>	<b>21,536,860</b>

## EXPENDITURE

Fund	ACTUAL FY 20-21	ACTUAL FY 21-22	ADOPTED FY 22-23	ADOPTED FY 23-24
400 POLICE LEASE REVENUE BONDS	4,617,592	4,616,242	4,621,800	4,623,910
404 COSA 2014 LEASE FINANCING	5,164,848	5,159,157	5,156,070	5,150,750
406 2021 PENSION OBLIGATION FUNDS	-	3,937,478	15,331,870	11,762,140
<b>TOTAL EXPENDITURE</b>	<b>9,782,439</b>	<b>13,712,876</b>	<b>25,109,740</b>	<b>21,536,800</b>



**This Page Intentionally  
Left Blank**



**POLICE LEASE REVENUE BONDS  
DEPARTMENT RESOURCE SUMMARY**

**DEBT SERVICE**

ACTIVITIES	ACTUAL FY 20-21	ACTUAL FY 21-22	ADOPTED FY 22-23	PROPOSED FY 23-24
REVENUES				
58005 Investment Income-Trustee	26	21	0	0
59000-011 Transfer From Fund 011	4,530,496	4,622,100	4,622,100	4,623,910
TOTAL REVENUES	4,530,522	4,622,121	4,622,100	4,623,910
EXPENDITURES				
40019020 POLICE BUILDING DEBT SERVICE	4,617,592	4,616,242	4,621,800	4,623,910
TOTAL EXPENDITURES	4,617,592	4,616,242	4,621,800	4,623,910
OPERATING EXPENSES	ACTUAL FY 20-21	ACTUAL FY 21-22	ADOPTED FY 22-23	PROPOSED FY 23-24
62000 CONTRACTUALS	4,310	4,210	10,000	10,000
67000 DEBT SERVICE	4,613,281	4,612,031	4,611,800	4,613,910
<b>TOTAL</b>	<b>4,617,592</b>	<b>4,616,242</b>	<b>4,621,800</b>	<b>4,623,910</b>

**POLICE LEASE REVENUE BONDS**

DEBT SERVICE		ACCOUNTING UNIT			
POLICE BUILDING DEBT SERVICE		40019002			
Account Code	LINE ITEM RESOURCES	ACTUAL FY 20-21	ACTUAL FY 21-22	ADOPTED FY 22-23	PROPOSED FY 23-24
58005	Investment Income-Trustee	26	21	0	0
59000	Transfer From Fund 011	4,530,496	4,622,100	4,622,100	4,623,910
	<b>SUBTOTAL REVENUES</b>	<b>4,530,522</b>	<b>4,622,121</b>	<b>4,622,100</b>	<b>4,623,910</b>
	<b>TOTAL</b>	<b>4,530,522</b>	<b>4,622,121</b>	<b>4,622,100</b>	<b>4,623,910</b>

**POLICE LEASE REVENUE BONDS**

DEBT SERVICE		ACCOUNTING UNIT			
POLICE BUILDING DEBT SERVICE		40019020			
Account Code	LINE ITEM RESOURCES	ACTUAL FY 20-21	ACTUAL FY 21-22	ADOPTED FY 22-23	PROPOSED FY 23-24
62300	Contract Services-Professional	4,310	4,210	10,000	10,000
	<b>SUBTOTAL CONTRACTUALS</b>	<b>4,310</b>	<b>4,210</b>	<b>10,000</b>	<b>10,000</b>
67300	Bond Principal	3,620,000	3,845,000	4,085,000	4,342,500
67310	Bond Interest	993,281	767,031	526,800	271,410
	<b>SUBTOTAL DEBT SERVICE</b>	<b>4,613,281</b>	<b>4,612,031</b>	<b>4,611,800</b>	<b>4,613,910</b>
	<b>TOTAL</b>	<b>4,617,592</b>	<b>4,616,242</b>	<b>4,621,800</b>	<b>4,623,910</b>

**COSA 2014 LEASE FINANCING  
DEPARTMENT RESOURCE SUMMARY**

**DEBT SERVICE**

ACTIVITIES	ACTUAL FY 20-21	ACTUAL FY 21-22	ADOPTED FY 22-23	PROPOSED FY 23-24
REVENUES				
59000-011 Transfer From Fund 011	4,960,160	4,947,420	4,947,950	4,943,430
59000-086 Transfer From Fund 086	115,670	113,790	113,450	113,020
59000-101 Transfer From Fund 101	96,520	94,950	94,670	94,300
<b>TOTAL REVENUES</b>	<b>5,172,350</b>	<b>5,156,160</b>	<b>5,156,070</b>	<b>5,150,750</b>
EXPENDITURES				
40419020 2014 LEASE FINANCING	5,164,848	5,159,157	5,156,070	5,150,750
<b>TOTAL EXPENDITURES</b>	<b>5,164,848</b>	<b>5,159,157</b>	<b>5,156,070</b>	<b>5,150,750</b>
OPERATING EXPENSES	ACTUAL FY 20-21	ACTUAL FY 21-22	ADOPTED FY 22-23	PROPOSED FY 23-24
62000 CONTRACTUALS	3,500	3,000	0	0
67000 DEBT SERVICE	5,161,348	5,156,157	5,156,070	5,150,750
<b>TOTAL</b>	<b>5,164,848</b>	<b>5,159,157</b>	<b>5,156,070</b>	<b>5,150,750</b>

**COSA 2014 LEASE FINANCING**

DEBT SERVICE		ACCOUNTING UNIT			
2014 LEASE FINANCING		40419002			
Account Code	LINE ITEM RESOURCES	ACTUAL FY 20-21	ACTUAL FY 21-22	ADOPTED FY 22-23	PROPOSED FY 23-24
59000	Transfer From Fund 011	4,960,160	4,947,420	4,947,950	4,943,430
59000	Transfer From Fund 086	115,670	113,790	113,450	113,020
59000	Transfer From Fund 101	96,520	94,950	94,670	94,300
	<b>SUBTOTAL REVENUES</b>	<b>5,172,350</b>	<b>5,156,160</b>	<b>5,156,070</b>	<b>5,150,750</b>
	<b>TOTAL</b>	<b>5,172,350</b>	<b>5,156,160</b>	<b>5,156,070</b>	<b>5,150,750</b>

**COSA 2014 LEASE FINANCING**

DEBT SERVICE		ACCOUNTING UNIT			
2014 LEASE FINANCING		40419020			
Account Code	LINE ITEM RESOURCES	ACTUAL FY 20-21	ACTUAL FY 21-22	ADOPTED FY 22-23	PROPOSED FY 23-24
62300	Contract Services-Professional	3,500	3,000	0	0
	<b>SUBTOTAL CONTRACTUALS</b>	<b>3,500</b>	<b>3,000</b>	<b>0</b>	<b>0</b>
67300	Bond Principal	4,440,000	4,585,000	4,740,000	4,895,000
67310	Bond Interest	721,348	571,157	416,070	255,750
	<b>SUBTOTAL DEBT SERVICE</b>	<b>5,161,348</b>	<b>5,156,157</b>	<b>5,156,070</b>	<b>5,150,750</b>
	<b>TOTAL</b>	<b>5,164,848</b>	<b>5,159,157</b>	<b>5,156,070</b>	<b>5,150,750</b>

**2021 PENSION OBLIGATION FUNDS  
DEPARTMENT RESOURCE SUMMARY**

**DEBT SERVICE**

ACTIVITIES		ACTUAL FY 20-21	ACTUAL FY 21-22	ADOPTED FY 22-23	PROPOSED FY 23-24
REVENUES					
58005	Investment Income-Trustee	0	10	0	0
59000-011	Transfer From Fund 011	0	3,847,795	14,984,010	11,502,230
59000-029	Transfer From Fund 029-Gax Tax	0	7,410	28,850	22,120
59000-031	Transfer From Fund 031	0	1,810	7,050	5,410
59000-074	Transfer From Fund 074	0	3,389	13,200	10,120
59000-122	Transfer From Fund 122	0	208	810	10,270
59000-123	Transfer From Fund 123	0	10,780	60,990	35,110
59000-124	Transfer From Fund 124	0	2,768	10,650	8,170
59000-130	Transfer From Fund 130	0	2,467	9,610	7,370
59000-133	Transfer From Fund 133	0	336	1,300	1,010
59000-135	Transfer From Fund 135	0	27,653	107,670	72,930
59000-139	Transfer From Fund 139	0	61	230	190
59000-140	Transfer From Fund 140	0	23,612	91,940	70,500
59000-142	Transfer From Fund 142	0	24	0	0
59000-144	Transfer From Fund 144	0	3,552	0	0
59000-177	Transfer From Fund 177	0	0	2,520	0
59000-417	Transfer From Fund 417	0	2,520	9,900	7,530
59000-607	Transfer From Fund 607	0	3,094	12,040	9,240
59300	Revenue Bond Proceeds	0	383,502,440	0	0
	<b>TOTAL REVENUES</b>	<b>0</b>	<b>387,439,929</b>	<b>15,340,770</b>	<b>11,762,200</b>
EXPENDITURES					
40619020	2021 PENSION OBLIGATION BONDS	0	3,937,478	15,331,870	11,762,140
	<b>TOTAL EXPENDITURES</b>	<b>0</b>	<b>3,937,478</b>	<b>15,331,870</b>	<b>11,762,140</b>
OPERATING EXPENSES		ACTUAL FY 20-21	ACTUAL FY 21-22	ADOPTED FY 22-23	PROPOSED FY 23-24
67000	DEBT SERVICE	0	3,937,478	15,331,870	11,762,140
	<b>TOTAL</b>	<b>0</b>	<b>3,937,478</b>	<b>15,331,870</b>	<b>11,762,140</b>

**2021 PENSION OBLIGATION FUNDS**

DEBT SERVICE		ACCOUNTING UNIT			
2021 PENSION OBLIGATION BONDS		40619002			
Account Code	LINE ITEM RESOURCES	ACTUAL FY 20-21	ACTUAL FY 21-22	ADOPTED FY 22-23	PROPOSED FY 23-24
58005	Investment Income-Trustee	0	10	0	0
59000	Transfer From Fund 011	0	3,847,795	14,984,010	11,502,230
59000	Transfer From Fund 029-Gax Tax	0	7,410	28,850	22,120
59000	Transfer From Fund 031	0	1,810	7,050	5,410
59000	Transfer From Fund 074	0	3,389	13,200	10,120
59000	Transfer From Fund 122	0	208	810	10,270
59000	Transfer From Fund 123	0	10,780	60,990	35,110
59000	Transfer From Fund 124	0	2,768	10,650	8,170
59000	Transfer From Fund 130	0	2,467	9,610	7,370
59000	Transfer From Fund 133	0	336	1,300	1,010
59000	Transfer From Fund 135	0	27,653	107,670	72,930
59000	Transfer From Fund 139	0	61	230	190
59000	Transfer From Fund 140	0	23,612	91,940	70,500
59000	Transfer From Fund 142	0	24	0	0
59000	Transfer From Fund 144	0	3,552	0	0
59000	Transfer From Fund 177	0	0	2,520	0
59000	Transfer From Fund 417	0	2,520	9,900	7,530
59000	Transfer From Fund 607	0	3,094	12,040	9,240
59300	Revenue Bond Proceeds	0	383,502,440	0	0
	<b>SUBTOTAL REVENUES</b>	<b>0</b>	<b>387,439,929</b>	<b>15,340,770</b>	<b>11,762,200</b>
	<b>TOTAL</b>	<b>0</b>	<b>387,439,929</b>	<b>15,340,770</b>	<b>11,762,200</b>



**2021 PENSION OBLIGATION FUNDS**

DEBT SERVICE		ACCOUNTING UNIT			
2021 PENSION OBLIGATION BONDS		40619020			
Account Code	LINE ITEM RESOURCES	ACTUAL FY 20-21	ACTUAL FY 21-22	ADOPTED FY 22-23	PROPOSED FY 23-24
67301	POB Principal-Misc	0	0	1,838,220	631,130
67302	POB Principal-Safety	0	0	3,587,880	1,229,700
67311	POB Interest - Misc	0	1,333,934	3,355,850	3,358,150
67312	POB Interest - Safety	0	2,603,545	6,549,920	6,543,160
	<b>SUBTOTAL DEBT SERVICE</b>	<b>0</b>	<b>3,937,478</b>	<b>15,331,870</b>	<b>11,762,140</b>
	<b>TOTAL</b>	<b>0</b>	<b>3,937,478</b>	<b>15,331,870</b>	<b>11,762,140</b>

**GENERAL FUND  
DEPARTMENT RESOURCE SUMMARY**

**GENERAL NON-DEPT**

<b>ACTIVITIES</b>		<b>ACTUAL FY 20-21</b>	<b>ACTUAL FY 21-22</b>	<b>ADOPTED FY 22-23</b>	<b>PROPOSED FY 23-24</b>
<b>EXPENDITURES</b>					
01105015	GENERAL NON-DEPARTMENTAL	1,919,572	1,668,159	7,782,650	21,182,270
01105016	GENERAL NON-DEPARTMENTAL COVID	0	0	830	0
01105020	UNFUNDED LIABILITY (UAL)	29,974,309	46,344,699	39,320,080	30,665,470
	<b>TOTAL EXPENDITURES</b>	<b>31,893,880</b>	<b>48,012,858</b>	<b>47,103,560</b>	<b>51,847,740</b>
<b>OPERATING EXPENSES</b>		<b>ACTUAL FY 20-21</b>	<b>ACTUAL FY 21-22</b>	<b>ADOPTED FY 22-23</b>	<b>PROPOSED FY 23-24</b>
61000	SALARIES & BENEFITS	30,030,045	42,504,155	24,336,070	19,175,870
62000	CONTRACTUALS	1,210,122	1,009,210	2,122,700	1,122,700
63000	COMMODITIES	19,808	19,857	22,500	22,500
65000	FIXED CHARGES	0	0	1,180	40
67000	DEBT SERVICE	633,906	633,793	637,100	637,030
68000	TRANSFERS	0	3,845,844	14,984,010	11,489,600
69000	MISCELLANEOUS	0	0	5,000,000	19,400,000
	<b>TOTAL</b>	<b>31,893,880</b>	<b>48,012,858</b>	<b>47,103,560</b>	<b>51,847,740</b>

**GENERAL FUND**

**GENERAL NON-DEPT**

**ACCOUNTING UNIT**

**GENERAL NON-DEPARTMENTAL COVID**

**01105016**

Account Code	LINE ITEM RESOURCES	ACTUAL FY 20-21	ACTUAL FY 21-22	ADOPTED FY 22-23	PROPOSED FY 23-24
65105	Benefits Overhead	0	0	830	0
	<b>SUBTOTAL FIXED CHARGES</b>	<b>0</b>	<b>0</b>	<b>830</b>	<b>0</b>
	<b>TOTAL</b>	<b>0</b>	<b>0</b>	<b>830</b>	<b>0</b>

**GENERAL FUND**

GENERAL NON-DEPT		ACCOUNTING UNIT			
GENERAL NON-DEPARTMENTAL		01105015			
Account Code	LINE ITEM RESOURCES	ACTUAL FY 20-21	ACTUAL FY 21-22	ADOPTED FY 22-23	PROPOSED FY 23-24
61000	Salaries Regular	26,051	0	0	0
61020	Salaries Part-Time	5,477	4,029	0	0
61040	Salaries Overtime	16,893	1,061	0	0
61100	Retirement-Employer Normal Cost	1,368	0	0	0
61110	Part-Time Retirement	69	151	0	0
61120	Medicare Insurance	325	58	0	0
61130	Health Insurance	5,554	0	0	0
	<b>SUBTOTAL SALARIES &amp; BENEFITS</b>	<b>55,736</b>	<b>5,299</b>	<b>0</b>	<b>0</b>
62140	Membership, Subscription & Dues	226,661	158,082	220,700	220,700
62300	Contract Services-Professional	983,461	849,127	900,000	900,000
62302	Contracted Vendor Personnel Services	0	0	1,000,000	0
62600	Parking Validation	0	2,000	2,000	2,000
	<b>SUBTOTAL CONTRACTUALS</b>	<b>1,210,122</b>	<b>1,009,210</b>	<b>2,122,700</b>	<b>1,122,700</b>
63001	Miscellaneous Operating Expenses	19,621	19,798	22,500	22,500
63005	Credit Card Expense	187	59	0	0
	<b>SUBTOTAL COMMODITIES</b>	<b>19,808</b>	<b>19,857</b>	<b>22,500</b>	<b>22,500</b>
65105	Benefits Overhead	0	0	350	40
	<b>SUBTOTAL FIXED CHARGES</b>	<b>0</b>	<b>0</b>	<b>350</b>	<b>40</b>
67100	Principal-Debt Services	518,884	537,732	557,300	577,510
67110	Interest-Debt Services	115,022	96,061	79,800	59,520
	<b>SUBTOTAL DEBT SERVICE</b>	<b>633,906</b>	<b>633,793</b>	<b>637,100</b>	<b>637,030</b>
69011	Reserve Appropriation	0	0	5,000,000	19,400,000
	<b>SUBTOTAL MISCELLANEOUS</b>	<b>0</b>	<b>0</b>	<b>5,000,000</b>	<b>19,400,000</b>
	<b>TOTAL</b>	<b>1,919,572</b>	<b>1,668,159</b>	<b>7,782,650</b>	<b>21,182,270</b>

**GENERAL FUND**

GENERAL NON-DEPT		ACCOUNTING UNIT			
UNFUNDED LIABILITY (UAL)		01105020			
Account Code	LINE ITEM RESOURCES	ACTUAL FY 20-21	ACTUAL FY 21-22	ADOPTED FY 22-23	PROPOSED FY 23-24
61102	Retirement- Employer Unfunded- Miscellaneous	12,111,617	17,179,357	8,392,280	6,395,590
61103	Retirement- Employer Unfunded - Police	9,597,149	17,261,461	10,869,610	8,978,800
61104	Retirement - Employer Unfunded - Fire	8,265,543	8,058,037	5,074,180	3,801,480
	<b>SUBTOTAL SALARIES &amp; BENEFITS</b>	<b>29,974,309</b>	<b>42,498,855</b>	<b>24,336,070</b>	<b>19,175,870</b>
68001	POB Misc Xfer to Fund 406	0	1,242,299	4,846,210	3,716,750
68002	POB Safety Xfer to Fund 406	0	2,603,545	10,137,800	7,772,850
	<b>SUBTOTAL TRANSFERS</b>	<b>0</b>	<b>3,845,844</b>	<b>14,984,010</b>	<b>11,489,600</b>
	<b>TOTAL</b>	<b>29,974,309</b>	<b>46,344,699</b>	<b>39,320,080</b>	<b>30,665,470</b>

**COUNCIL SPECIAL PROJECTS FUND  
DEPARTMENT RESOURCE SUMMARY**

**GENERAL NON-DEPT**

ACTIVITIES	ACTUAL FY 20-21	ACTUAL FY 21-22	ADOPTED FY 22-23	PROPOSED FY 23-24
EXPENDITURES				
05005018 NON-DEPT COUNCIL SPECIAL PROJ	2,751,858	0	0	0
TOTAL EXPENDITURES	2,751,858	0	0	0
OPERATING EXPENSES	ACTUAL FY 20-21	ACTUAL FY 21-22	ADOPTED FY 22-23	PROPOSED FY 23-24
68000 TRANSFERS	2,751,858	0	0	0
<b>TOTAL</b>	<b>2,751,858</b>	<b>0</b>	<b>0</b>	<b>0</b>

**COUNCIL SPECIAL PROJECTS FUND**

GENERAL NON-DEPT		ACCOUNTING UNIT			
NON-DEPT COUNCIL SPECIAL PROJ		05005018			
Account Code	LINE ITEM RESOURCES	ACTUAL FY 20-21	ACTUAL FY 21-22	ADOPTED FY 22-23	PROPOSED FY 23-24
68000	Transfer to Fund 011	2,751,858	0	0	0
	<b>SUBTOTAL TRANSFERS</b>	<b>2,751,858</b>	<b>0</b>	<b>0</b>	<b>0</b>
	<b>TOTAL</b>	<b>2,751,858</b>	<b>0</b>	<b>0</b>	<b>0</b>

**CAPITAL OUTLAY FUND  
DEPARTMENT RESOURCE SUMMARY**

**GENERAL NON-DEPT**

<b>ACTIVITIES</b>		<b>ACTUAL FY 20-21</b>	<b>ACTUAL FY 21-22</b>	<b>ADOPTED FY 22-23</b>	<b>PROPOSED FY 23-24</b>
EXPENDITURES					
05105015	NON-DEPARTMENTAL	76,679	32,779	292,000	292,000
	TOTAL EXPENDITURES	76,679	32,779	292,000	292,000
<b>OPERATING EXPENSES</b>		<b>ACTUAL FY 20-21</b>	<b>ACTUAL FY 21-22</b>	<b>ADOPTED FY 22-23</b>	<b>PROPOSED FY 23-24</b>
66000	CAPITAL	43,900	0	0	0
67000	DEBT SERVICE	32,779	32,779	292,000	292,000
	<b>TOTAL</b>	<b>76,679</b>	<b>32,779</b>	<b>292,000</b>	<b>292,000</b>



**CAPITAL OUTLAY FUND**

GENERAL NON-DEPT NON-DEPARTMENTAL		ACCOUNTING UNIT 05105015			
Account Code	LINE ITEM RESOURCES	ACTUAL FY 20-21	ACTUAL FY 21-22	ADOPTED FY 22-23	PROPOSED FY 23-24
66200	Buildings & Building Improvements	43,900	0	0	0
	<b>SUBTOTAL CAPITAL</b>	<b>43,900</b>	<b>0</b>	<b>0</b>	<b>0</b>
67100	Principal-Debt Services	0	0	292,000	292,000
67200	Principal-Leases	27,608	28,472	0	0
67210	Interest-Leases	5,171	4,308	0	0
	<b>SUBTOTAL DEBT SERVICE</b>	<b>32,779</b>	<b>32,779</b>	<b>292,000</b>	<b>292,000</b>
	<b>TOTAL</b>	<b>76,679</b>	<b>32,779</b>	<b>292,000</b>	<b>292,000</b>

**CARES ACT-STATE  
DEPARTMENT RESOURCE SUMMARY**

**GENERAL NON-DEPT**

<b>ACTIVITIES</b>		<b>ACTUAL FY 20-21</b>	<b>ACTUAL FY 21-22</b>	<b>ADOPTED FY 22-23</b>	<b>PROPOSED FY 23-24</b>
EXPENDITURES					
17605015	CARES ACT-STATE NON-DEPT	1,475,571	0	0	0
	TOTAL EXPENDITURES	1,475,571	0	0	0
<b>OPERATING EXPENSES</b>		<b>ACTUAL FY 20-21</b>	<b>ACTUAL FY 21-22</b>	<b>ADOPTED FY 22-23</b>	<b>PROPOSED FY 23-24</b>
61000	SALARIES & BENEFITS	36,147	0	0	0
62000	CONTRACTUALS	228,933	0	0	0
63000	COMMODITIES	841,923	0	0	0
64000	INSURANCE & CLAIMS	368,568	0	0	0
	<b>TOTAL</b>	<b>1,475,571</b>	<b>0</b>	<b>0</b>	<b>0</b>

**CARES ACT-STATE**

GENERAL NON-DEPT

ACCOUNTING UNIT

CARES ACT-STATE NON-DEPT

17605015

Account Code	LINE ITEM RESOURCES	ACTUAL FY 20-21	ACTUAL FY 21-22	ADOPTED FY 22-23	PROPOSED FY 23-24
61000	Salaries Regular	35,460	0	0	0
61040	Salaries Overtime	687	0	0	0
	<b>SUBTOTAL SALARIES &amp; BENEFITS</b>	<b>36,147</b>	<b>0</b>	<b>0</b>	<b>0</b>
62300	Contract Services-Professional	228,933	0	0	0
	<b>SUBTOTAL CONTRACTUALS</b>	<b>228,933</b>	<b>0</b>	<b>0</b>	<b>0</b>
63001	Miscellaneous Operating Expenses	841,923	0	0	0
	<b>SUBTOTAL COMMODITIES</b>	<b>841,923</b>	<b>0</b>	<b>0</b>	<b>0</b>
64070	Unemployment Claims Paid	167,287	0	0	0
64080	Benefit Payments	201,281	0	0	0
	<b>SUBTOTAL INSURANCE &amp; CLAIMS</b>	<b>368,568</b>	<b>0</b>	<b>0</b>	<b>0</b>
	<b>TOTAL</b>	<b>1,475,571</b>	<b>0</b>	<b>0</b>	<b>0</b>



**This Page Intentionally  
Left Blank**

# Inter-fund Transfers





**This Page Intentionally  
Left Blank**

# Interfund Transfers

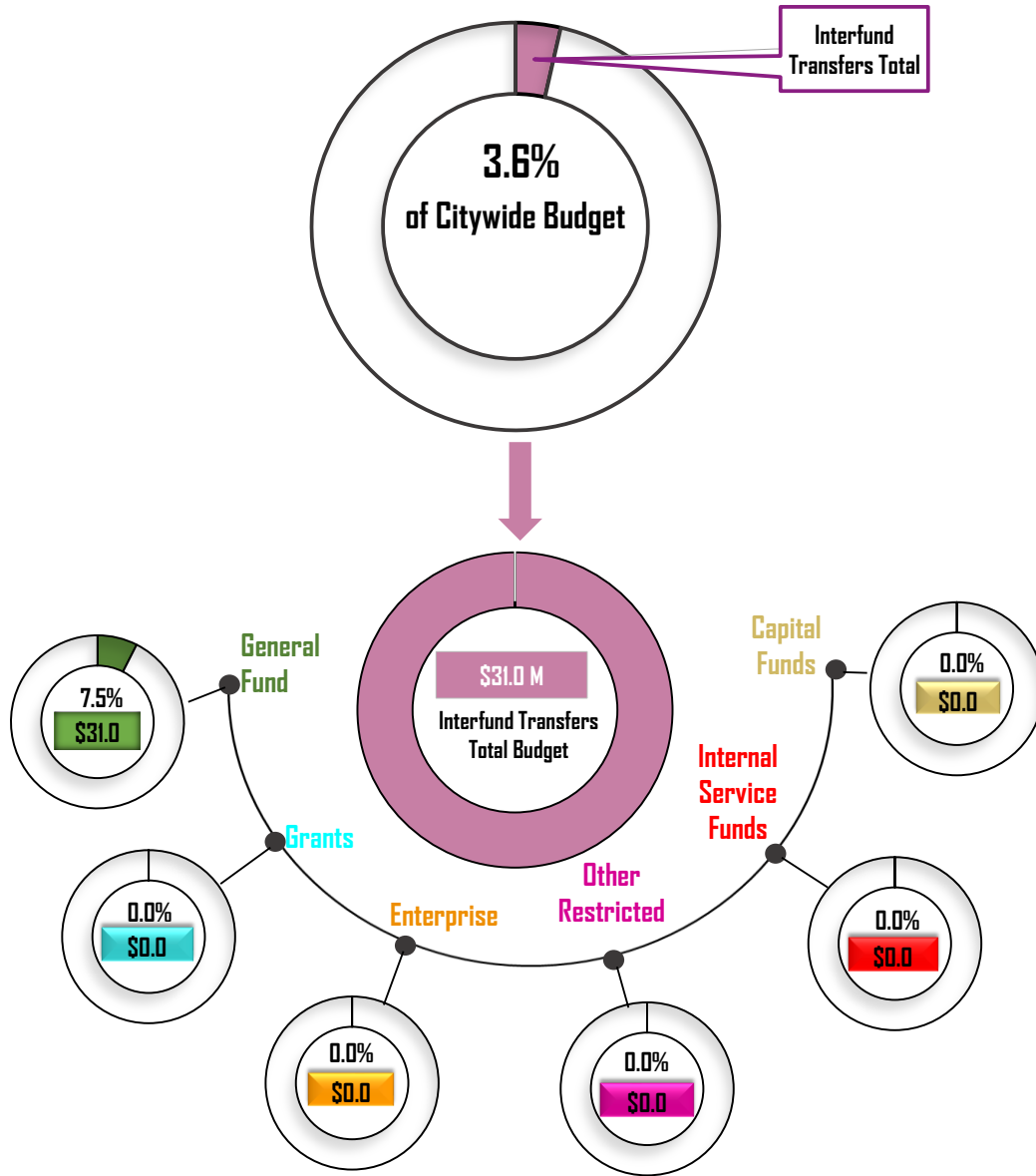
## EXPENDITURE

Fund	ACTUAL FY 20-21	ACTUAL FY 21-22	ADOPTED FY 22-23	ADOPTED FY 23-24
011 GENERAL FUND	24,618,746	38,359,213	35,890,490	31,003,550
<b>TOTAL EXPENDITURE</b>	<b>24,618,746</b>	<b>38,359,213</b>	<b>35,890,490</b>	<b>31,003,550</b>



**This Page Intentionally  
Left Blank**







**This Page Intentionally  
Left Blank**

**GENERAL FUND  
DEPARTMENT RESOURCE SUMMARY**

**INTERFUND TRANSFERS**

ACTIVITIES	ACTUAL FY 20-21	ACTUAL FY 21-22	ADOPTED FY 22-23	PROPOSED FY 23-24
EXPENDITURES				
01106017 INTER-FUND XFERS - SRV ENHCMNT	0	1,081,870	1,081,870	1,081,870
01106019 GENERAL FUND: INTERFUND TRANSFERS	23,518,746	37,277,343	34,808,620	29,921,680
TOTAL EXPENDITURES	23,518,746	38,359,213	35,890,490	31,003,550
OPERATING EXPENSES	ACTUAL FY 20-21	ACTUAL FY 21-22	ADOPTED FY 22-23	PROPOSED FY 23-24
68000 TRANSFERS	23,518,746	38,359,213	35,890,490	31,003,550
<b>TOTAL</b>	<b>23,518,746</b>	<b>38,359,213</b>	<b>35,890,490</b>	<b>31,003,550</b>

**GENERAL FUND**

INTERFUND TRANSFERS		ACCOUNTING UNIT			
INTER-FUND XFERS - SRV ENHCMNT		01106017			
Account Code	LINE ITEM RESOURCES	ACTUAL FY 20-21	ACTUAL FY 21-22	ADOPTED FY 22-23	PROPOSED FY 23-24
68000	Transfer to Fund 067	0	1,081,870	1,081,870	1,081,870
	<b>SUBTOTAL TRANSFERS</b>	<b>0</b>	<b>1,081,870</b>	<b>1,081,870</b>	<b>1,081,870</b>
	<b>TOTAL</b>	<b>0</b>	<b>1,081,870</b>	<b>1,081,870</b>	<b>1,081,870</b>

**GENERAL FUND**

INTERFUND TRANSFERS		ACCOUNTING UNIT			
GENERAL FUND: INTERFUND TRANSFERS		01106019			
Account Code	LINE ITEM RESOURCES	ACTUAL FY 20-21	ACTUAL FY 21-22	ADOPTED FY 22-23	PROPOSED FY 23-24
68000	Transfer to 071	0	426,000	0	0
68000	Transfer to Fund 012 (Cannabis Public Benefit)	13,275,090	15,330,903	14,233,300	10,354,720
68000	Transfer to Fund 027	400,000	789,000	2,873,040	1,862,320
68000	Transfer to Fund 051	292,000	292,000	292,000	292,000
68000	Transfer to Fund 067	0	1,900,000	0	0
68000	Transfer to Fund 073	0	2,500,000	0	0
68000	Transfer to Fund 074	600,000	600,000	1,179,400	1,182,400
68000	Transfer to Fund 075	0	1,500,000	0	0
68000	Transfer to Fund 080	0	1,500,000	4,654,820	4,654,820
68000	Transfer to Fund 081	0	3,400,000	2,534,580	2,534,580
68000	Transfer to Fund 400 (Police Debt Service)	4,530,496	4,622,100	4,622,100	4,623,910
68000	Transfer to Fund 404 (Police Bldg/Ross Annex Debt)	4,421,160	4,417,340	4,419,380	4,416,930
	<b>SUBTOTAL TRANSFERS</b>	<b>23,518,746</b>	<b>37,277,343</b>	<b>34,808,620</b>	<b>29,921,680</b>
	<b>TOTAL</b>	<b>23,518,746</b>	<b>37,277,343</b>	<b>34,808,620</b>	<b>29,921,680</b>



**This Page Intentionally  
Left Blank**

# Capital Improvement Program





**This Page Intentionally  
Left Blank**



# Capital Improvement Program



A Capital Improvement Program (CIP) project ([See the FY23-24 CIP Book here](#)) either installs a new asset or extends the useful life of an existing asset. Examples include the acquisition of land; construction, expansion, or major renovation of City infrastructure such as roads, buildings, storm drains, and parks. To qualify for the CIP, a project must have an estimated useful life of at least two years following the date of acquisition, meet the minimum dollar threshold criteria for capitalization **AND** meet one of the following criteria:

- New funding is appropriated to a new project
- Existing funding is reallocated to either an existing or new project
- Additional funding is appropriated to an existing project. This condition only applies if a project's scope and budget are significantly different or expanded.

Projects already funded, along with routine/ongoing capital purchases and minor maintenance projects are not always included in the CIP.

CIP projects are reviewed for alignment with the City's five Strategic Priorities. Strategic Priorities ensure resources are properly distributed and services programmed to best serve our community.



**This Page Intentionally  
Left Blank**

**FY2023-24 PROJECTS BY CATEGORY**

Project Category	Project Title	Proposed FY2023-24	Planned Projects Years 2-7
Streets	Alley Improvement Program	1,500,000	-
Streets	Bristol St & Memory Ln Intersection Widening	489,400	-
Streets	Bristol St Improvements & Widening: Phase 3A - Civic Center-Washington	1,965,470	-
Streets	Bristol St Improvements & Widening: Phase 4 - Warner -St Andrew	4,408,860	-
Streets	Bristol St Rehab: Santa Clara to Memory Ln	1,480,000	-
Streets	Euclid St Rehab: 1st to Hazard	172,000	-
Streets	Euclid St Rehab: City Limit to McFadden	497,880	-
Streets	Euclid St Rehab: McFadden to 1st	370,000	-
Streets	Fairview Ave Rehab: City Limits to Segerstrom	2,893,610	-
Streets	Fairview Bridge and Street Improvements	600,000	-
Streets	Grand Ave Roadway Rehab: McFadden Ave to 1st St	518,120	-
Streets	Industrial Street Repair Program	2,407,200	14,443,200
Streets	Local Street Preventative Maintenance	3,000,000	18,000,000
Streets	Main St Rehab: Warner to Edinger	400,000	-
Streets	Pavement Management	400,000	2,200,000
Streets	Project Development	250,000	1,500,000
Streets	Right-of-Way Management	350,000	2,100,000
Streets	Road Maintenance & Rehabilitation Capital Improvement Plan (FY25-FY30)	-	42,000,000
Streets	Warner Ave Improvements: Phase 1 - Main to Oak	800,000	-
Streets	Warner Ave Improvements: Phase 2 - Oak to Grand	6,562,040	-
Streets	Westminister Ave Rehab: Harbor to Newhope	2,000,000	-
Traffic	Bike Lane Project Development	80,000	480,000
Traffic	Bristol St Protected Bike Lanes - Civic Center to Washington	793,760	-
Traffic	Bristol St Protected Bike Lanes-1st to Civic Center	142,110	1,195,260
Traffic	Bristol St Protected Bike Lanes-St. Andrew to Edinger	99,380	655,820
Traffic	Bristol St Protected Bike Lanes-Warner to St Andrew	-	1,508,050
Traffic	Orange Ave Complete Streets	85,000	855,890
Traffic	Segerstrom Ave and Spruce St Traffic Signal Installation	675,000	-
Traffic	Traffic Management Plans	50,000	300,000
Traffic	Traffic Safety Project Development	50,000	300,000
Traffic	Traffic Signal Equipment Replacement	100,000	600,000
Traffic	Warner Ave Protected Bike Lanes (Oak to Grand)	1,335,380	-
Utility/Drainage/Lighting	King Street Urban Greening Project	24,000	-
Utility/Drainage/Lighting	Sewer Enterprise Capital Improvement Plan (FY25-FY30)	-	33,281,780
Utility/Drainage/Lighting	Water Enterprise Capital Improvement Plan (FY25-FY30)	-	26,879,590
City & Park Facilities	Delhi Center Library Branch	-	-
City & Park Facilities	Fire Station Removal Storage Tanks	1,187,400	-
City & Park Facilities	Logan/Chepa's Park Master Design	500,000	-
City & Park Facilities	Main Library Renovation Project	300,240	-
City & Park Facilities	Newhope Library ADA & Facility Improvements	-	1,025,000
City & Park Facilities	Outdoor Library at Jerome Park	-	-
City & Park Facilities	Police Athletic & Activities League (PAAL) ADA Restrooms	500,000	-
<b>Total Project Budgets</b>		<b>36,986,850</b>	<b>147,324,590</b>



**Main & Walnut**

**FY2023-24 CIP PROJECTS BY FUNDING SOURCE**

<b>Project Funding Source</b>	<b>Adopted FY23-24</b>	<b>Proposed FY24-25</b>	<b>Proposed FY25-26</b>	<b>Proposed FY26-27</b>	<b>Proposed FY27-28</b>	<b>Proposed FY28-29</b>	<b>Proposed FY29-30</b>
<b>011 - GENERAL FUND</b>							
Alley Improvement Program	1,500,000	-	-	-	-	-	-
Delhi Center Library Branch	-	-	-	-	-	-	-
Fire Station Removal Storage Tanks	1,187,400	-	-	-	-	-	-
Outdoor Library at Jerome Park	-	-	-	-	-	-	-
Segerstrom Ave and Spruce St Traffic Signal Installation	675,000	-	-	-	-	-	-
Westminister Ave Rehab: Harbor to Newhope	2,000,000	-	-	-	-	-	-
<b>011 - GENERAL FUND Total</b>	<b>5,362,400</b>	-	-	-	-	-	-
<b>012 - CANNABIS PUBLIC BENEFIT</b>							
Newhope Library ADA & Facility Improvements	-	1,025,000	-	-	-	-	-
<b>012 - CANNABIS PUBLIC BENEFIT Total</b>	-	<b>1,025,000</b>	-	-	-	-	-
<b>032 - MEASURE M-STREET CONSTRUCTION</b>							
Bike Lane Project Development	80,000	80,000	80,000	80,000	80,000	80,000	80,000
Bristol St & Memory Ln Intersection Widening	489,400	-	-	-	-	-	-
Bristol St Improvements & Widening: Phase 3A - Civic Center-Washington	1,965,470	-	-	-	-	-	-
Bristol St Improvements & Widening: Phase 4 - Warner -St Andrew	4,408,860	-	-	-	-	-	-
Bristol St Protected Bike Lanes-1st to Civic Center	17,050	-	-	-	-	-	-
Bristol St Protected Bike Lanes-St. Andrew to Edinger	11,930	-	-	-	-	-	-
Fairview Bridge and Street Improvements	600,000	-	-	-	-	-	-
Local Street Preventative Maintenance	3,000,000	3,000,000	3,000,000	3,000,000	3,000,000	3,000,000	3,000,000
Pavement Management	400,000	300,000	400,000	400,000	300,000	400,000	400,000
Project Development	250,000	250,000	250,000	250,000	250,000	250,000	250,000
Right-of-Way Management	350,000	350,000	350,000	350,000	350,000	350,000	350,000
Traffic Management Plans	50,000	50,000	50,000	50,000	50,000	50,000	50,000
Traffic Safety Project Development	50,000	50,000	50,000	50,000	50,000	50,000	50,000
Traffic Signal Equipment Replacement	100,000	100,000	100,000	100,000	100,000	100,000	100,000
Warner Ave Improvements: Phase 2 - Oak to Grand	5,618,200	-	-	-	-	-	-
Warner Ave Protected Bike Lanes (Oak to Grand)	313,260	-	-	-	-	-	-
<b>032 - MEASURE M-STREET CONSTRUCTION Total</b>	<b>17,704,170</b>	<b>4,180,000</b>	<b>4,280,000</b>	<b>4,280,000</b>	<b>4,180,000</b>	<b>4,280,000</b>	<b>4,280,000</b>
<b>034 - NEW TRANSP SYS IMPR AREA E</b>							
Warner Ave Improvements: Phase 2 - Oak to Grand	204,830	-	-	-	-	-	-
<b>034 - NEW TRANSP SYS IMPR AREA E Total</b>	<b>204,830</b>	-	-	-	-	-	-
<b>035 - NEW TRANSP SYS IMPR AREA F</b>							
Warner Ave Improvements: Phase 2 - Oak to Grand	140,000	-	-	-	-	-	-
<b>035 - NEW TRANSP SYS IMPR AREA F Total</b>	<b>140,000</b>	-	-	-	-	-	-
<b>049 - TRANSP SYS IMPR AREA G</b>							
Warner Ave Improvements: Phase 2 - Oak to Grand	99,010	-	-	-	-	-	-
<b>049 - TRANSP SYS IMPR AREA G Total</b>	<b>99,010</b>	-	-	-	-	-	-
<b>056 - SANITARY SEWER SERVICE</b>							
Sewer Enterprise Capital Improvement Plan (FY25-FY30)	-	6,268,780	6,456,840	6,650,540	6,850,060	7,055,560	-
<b>056 - SANITARY SEWER SERVICE Total</b>	-	<b>6,268,780</b>	<b>6,456,840</b>	<b>6,650,540</b>	<b>6,850,060</b>	<b>7,055,560</b>	-

**FY2023-24 CIP PROJECTS BY FUNDING SOURCE**

<b>Project Funding Source</b>	<b>Adopted FY23-24</b>	<b>Proposed FY24-25</b>	<b>Proposed FY25-26</b>	<b>Proposed FY26-27</b>	<b>Proposed FY27-28</b>	<b>Proposed FY28-29</b>	<b>Proposed FY29-30</b>
<b>057 - FED CLEAN WATER PROTECTION ENT</b>							
King Street Urban Greening Project	24,000	-	-	-	-	-	-
<b>057 - FED CLEAN WATER PROTECTION ENT Total</b>	<b>24,000</b>	<b>-</b>	<b>-</b>	<b>-</b>	<b>-</b>	<b>-</b>	<b>-</b>
<b>059 - SELECT STREET CONSTRUCTION</b>							
Bristol St Protected Bike Lanes - Civic Center to Washington	793,760	-	-	-	-	-	-
Bristol St Protected Bike Lanes-1st to Civic Center	125,060	1,195,260	-	-	-	-	-
Bristol St Protected Bike Lanes-St. Andrew to Edinger	87,450	655,820	-	-	-	-	-
Bristol St Protected Bike Lanes-Warner to St Andrew	-	1,508,050	-	-	-	-	-
Bristol St Rehab: Santa Clara to Memory Ln	1,480,000	-	-	-	-	-	-
Euclid St Rehab: 1st to Hazard	172,000	-	-	-	-	-	-
Euclid St Rehab: City Limit to McFadden	497,880	-	-	-	-	-	-
Euclid St Rehab: McFadden to 1st	370,000	-	-	-	-	-	-
Fairview Ave Rehab: City Limits to Segerstrom	2,893,610	-	-	-	-	-	-
Grand Ave Roadway Rehab: McFadden Ave to 1st St	518,120	-	-	-	-	-	-
Industrial Street Repair Program	2,407,200	2,407,200	2,407,200	2,407,200	2,407,200	2,407,200	2,407,200
Main St Rehab: Warner to Edinger	400,000	-	-	-	-	-	-
Road Maintenance & Rehabilitation Capital Improvement Plan (FY25-FY30)	-	7,000,000	7,000,000	7,000,000	7,000,000	7,000,000	7,000,000
Warner Ave Improvements: Phase 1 - Main to Oak	800,000	-	-	-	-	-	-
Warner Ave Improvements: Phase 2 - Oak to Grand	500,000	-	-	-	-	-	-
Warner Ave Protected Bike Lanes (Oak to Grand)	1,022,120	-	-	-	-	-	-
<b>059 - SELECT STREET CONSTRUCTION Total</b>	<b>12,067,200</b>	<b>12,766,330</b>	<b>9,407,200</b>	<b>9,407,200</b>	<b>9,407,200</b>	<b>9,407,200</b>	<b>9,407,200</b>
<b>066 - ACQUISITION &amp; CONSTRUCTION</b>							
Water Enterprise Capital Improvement Plan (FY25-FY30)	-	7,662,800	1,958,250	3,874,100	4,433,700	8,950,740	-
<b>066 - ACQUISITION &amp; CONSTRUCTION Total</b>	<b>-</b>	<b>7,662,800</b>	<b>1,958,250</b>	<b>3,874,100</b>	<b>4,433,700</b>	<b>8,950,740</b>	<b>-</b>
<b>135 - COMMUNITY DEV BLOCK GRANT</b>							
Logan/Chepa's Park Master Design	500,000	-	-	-	-	-	-
Main Library Renovation Project	300,240	-	-	-	-	-	-
Police Athletic & Activities League (PAAL) ADA Restrooms	500,000	-	-	-	-	-	-
<b>135 - COMMUNITY DEV BLOCK GRANT Total</b>	<b>1,300,240</b>	<b>-</b>	<b>-</b>	<b>-</b>	<b>-</b>	<b>-</b>	<b>-</b>
<b>148 - TRAFFIC SYSTEM MGMT GRANT</b>							
Orange Ave Complete Streets	85,000	851,000	4,890	-	-	-	-
<b>148 - TRAFFIC SYSTEM MGMT GRANT Total</b>	<b>85,000</b>	<b>851,000</b>	<b>4,890</b>	<b>-</b>	<b>-</b>	<b>-</b>	<b>-</b>
<b>Grand Total</b>	<b>36,986,850</b>	<b>32,753,910</b>	<b>22,107,180</b>	<b>24,211,840</b>	<b>24,870,960</b>	<b>29,693,500</b>	<b>13,687,200</b>



**This Page Intentionally  
Left Blank**

# Glossary





**This Page Intentionally  
Left Blank**



## GLOSSARY

*To enhance understanding of the City's budget, we have provided a list of key terms and acronyms frequently mentioned in budget presentations and City Council discussions.*

**Active Transportation:** Active modes of transportation including walking and bicycling.

**Allocation:** Restricted money from another governmental agency, which is non-competitive and typically based on a City metric such as population.

**Arterial Street:** A highly trafficked through street connecting different areas or neighborhoods of the City.

**Bike Lane:** Dedicated traffic lane for bicycles, segregated with striping or a physical barrier such as a curb.

**Buildings:** City-owned buildings, which may or may not be accessible to the public. Examples include City Hall, the Corporate Yard and fire stations.

**Budget:** Plan that tells us how much money we will receive and how we will spend it.

**CAFR (Comprehensive Annual Financial Report):** An audited report of financial statements such as balance sheets and statement of revenues, expenditures and changes in fund balances.

**CalPERS (California Public Employees' Retirement System):** The pension system for city employees who retire from the City.

**CIP (Capital Improvement Program):** A plan for capital expenditures for street, park and traffic improvements and other capital programs. The CIP is adopted with the City's budget.

**Debt Service:** Payment for principal and interest on a City's debt obligation such as bonds or other debt instruments.

**Expenses:** Money that goes out (payments).

## GLOSSARY

*To enhance understanding of the City's budget, we have provided a list of key terms and acronyms frequently mentioned in budget presentations and City Council discussions.*

**Fiscal year:** A 12-month budget calendar which begins July 1 and ends June 30 of the following year.

**Fund:** The resource used to pay for the project cost. Examples include the Measure M2 Fund, the Gas Tax Fund, and the Water Enterprise Fund. It is possible for multiple Funds to pay the costs of a single project.

**Funded:** The City has identified funding for the project.

**General Fund:** Account which the City has the most discretion on spending (least restrictions).

**Grant:** Restricted money from another governmental agency, based upon a project application and award. Due to limited grant resources, applications are typically competitive.

**Maintenance of Effort (MOE):** Requirement for the City to spend its own unrestricted resources in order to receive restricted money from another governmental agency.

**Matching Requirement:** City commitment to fund a portion of a grant-funded project. For example, a grant may only fund 80% of the cost of a project and the City must fund a matching contribution for the remaining 20% from other resources.

**Mobility:** Ability to move freely and easily.

**Overlay:** Street pavement repair including grinding down the existing surface and laying fresh asphalt.

**Parks System:** Includes parkland, community centers, and park facilities such as restrooms, shelters, and playgrounds.

## GLOSSARY

*To enhance understanding of the City's budget, we have provided a list of key terms and acronyms frequently mentioned in budget presentations and City Council discussions.*

**Pavement Condition Index (PCI):** System of scoring the condition of street pavement, with a 100 being a newly constructed street and a 0 being a completely failed/impassable street.

**Rehabilitation:** Repair of an existing facility.

**Reserves:** Savings account to be used primarily for emergencies.

**Residential Street:** Neighborhood streets that typically have a 25-mph speed limit.

**Revenue:** Money that comes in (income).

**Roadway:** Includes street pavement, sidewalks, medians, traffic safety implements such as bike lanes and guardrails, traffic signals and streetlights. It is common for restricted revenue to allow spending for all elements of a roadway.

**Secondary Street:** Feeder streets that connect neighborhoods to arterial streets.

**Sewer System:** Includes sewer main pipelines, pump stations, and sewage treatment facilities.

**Slurry Seal:** Street pavement repair consisting of a thin layer of slurry applied over the existing surface.

**Storm-water System:** Includes storm-water drainage pipelines, inlets/outlets, catch basins, and water-quality filtration systems.

**Traffic Signal Synchronization:** Traffic engineering technique of matching the green light times for a series of intersections to enable the maximum number of vehicles to pass-through, reducing stops and delays experienced by motorists.

## GLOSSARY

*To enhance understanding of the City's budget, we have provided a list of key terms and acronyms frequently mentioned in budget presentations and City Council discussions.*

**Unfunded:** This term refers to a situation where the City has not identified available funding for a project. In such cases, the project cannot proceed until funding sources are secured.

**UUT (Utility User Tax):** This is one of the top six major general fund tax revenues. The UUT is a tax on utilities such as gas, electric, and communications. The revenue generated from this tax is used to fund various city services and operations.

**Water System:** This system includes water main pipelines, water meters, pump stations, and filtration/purification systems. It is responsible for the delivery of clean and safe water to residents and businesses in the city.