

**City of Santa Ana Measure X  
Annual Report of Revenue & Expenditures  
Fiscal Year Ended June 30, 2023**

Measure X Background

On November 6, 2018, Santa Ana’s voters approved Measure X Santa Ana Neighborhood Safety, Homeless Prevention, and Essential City Services Enhancement Measure. Measure X is a local sales tax of 1.5% *“To maintain effective 9-1-1 response; retaining firefighters and police officers; addressing homelessness; fixing streets; maintaining parks, youth and senior services, and unrestricted general revenue purposes”*.

Like most cities in California, Santa Ana was facing a budget deficit from the increasing cost of services outpacing the City’s revenue sources. Prior to passage of Measure X, the City Council adopted the fiscal year 2018-19 General Fund budget to spend \$10.2 million more than revenue collected, drawing down the City’s reserve balance to maintain the level of service to the public. The budget forecast indicated the structural deficit would continue to grow each year, predicting that by 2020, the City’s General Fund would spend \$31.9 million more than it collects each year.

Measure X became effective on April 1, 2019, and the City initially expected it would generate \$60 million of annual General Fund revenue. Most recently, Measure X generated \$86.9 million of annual General Fund revenue for fiscal year ended June 30, 2023. After 10 years, the tax will decrease to 1.0%; and on March 31, 2039 the tax will sunset.

Citizen Oversight Committee

Ordinance NS-2952 enacted with approval of the ballot measure requires annual audits and citizens oversight. Specifically Section 35-215 states: *“An annual audit of the revenue generated by the sales and use tax and the expenditure made will be conducted by an independent certified public accountant.”* Section 35-214 states the Committee will *“act in an advisory role to the City Council in reviewing the annual revenue and expenditures of funds from the tax authorized by this article.”*

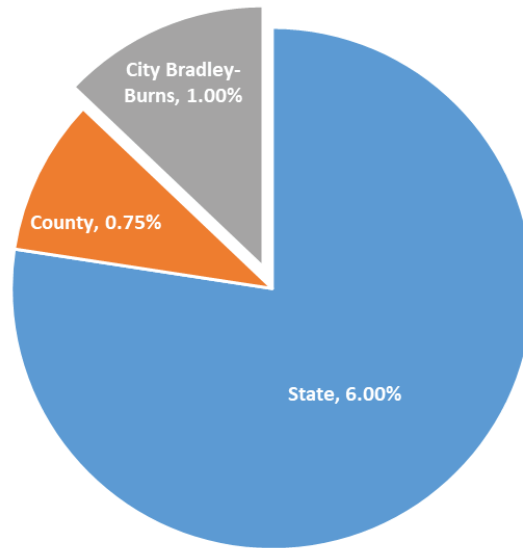
On February 5, 2019, the City Council established the Measure X Citizen Oversight Committee via Resolution No. 2019-008. Each City Council Member recommends appointment of an Oversight Committee Member residing in their ward, with ratification by the entire City Council. The Mayor appoints a member at large with financial expertise. Section 6 of the establishing resolution identifies the Committee’s duties as follows.

- A. *“Pursuant to Santa Ana Municipal Code Section 35-214, the Committee shall act in an advisory role to the City Council.*
- B. *The Committee shall review summaries of quarterly and year-to-date revenue generated by Measure X, as detailed sales tax data for each business is confidential pursuant to state law.*
- C. *The Committee shall review budgeted and actual expenditures appropriated from the Measure X revenue source.*
- D. *During its December meeting, the Committee shall receive annual presentations from the City's sales and use tax consultant and the City's independent financial statement auditor.*
- E. *During its March meeting, the Committee shall prepare an annual report to City Council, including recommendations, in time for City Council consideration during the budget process for the upcoming fiscal year.”*

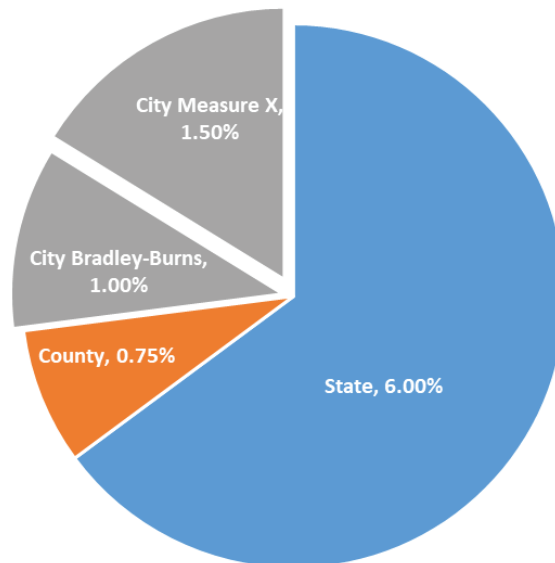
**City of Santa Ana Measure X  
Annual Report of Revenue & Expenditures  
Fiscal Year Ended June 30, 2023**

Sales Tax Rates

The public is accustomed to paying sales tax when purchasing goods in California. The base sales tax rate in Orange County is 7.75%, with 1.00% distributed to cities (the Bradley-Burns allocation). Sellers collect the tax and remit to the California Department of Tax and Fee Administration (CDTFA), which distributes the tax as follows.



For most transactions, Measure X adds 1.5% to the sales tax rate, effectively setting the local tax rate to 9.25%.



**City of Santa Ana Measure X  
Annual Report of Revenue & Expenditures  
Fiscal Year Ended June 30, 2023**

Sales Tax Rates - Continued

Measure X is a local transactions and use tax, with slightly different rules for collection. For most local sales transactions, there is no difference. However, when a Santa Ana seller ships product out of the city, no Measure X tax is collected. When an outside seller ships product into the city, the seller must collect Measure X tax. When a non-resident purchases a vehicle in the City, no Measure X tax is collected.

Measure X Revenue

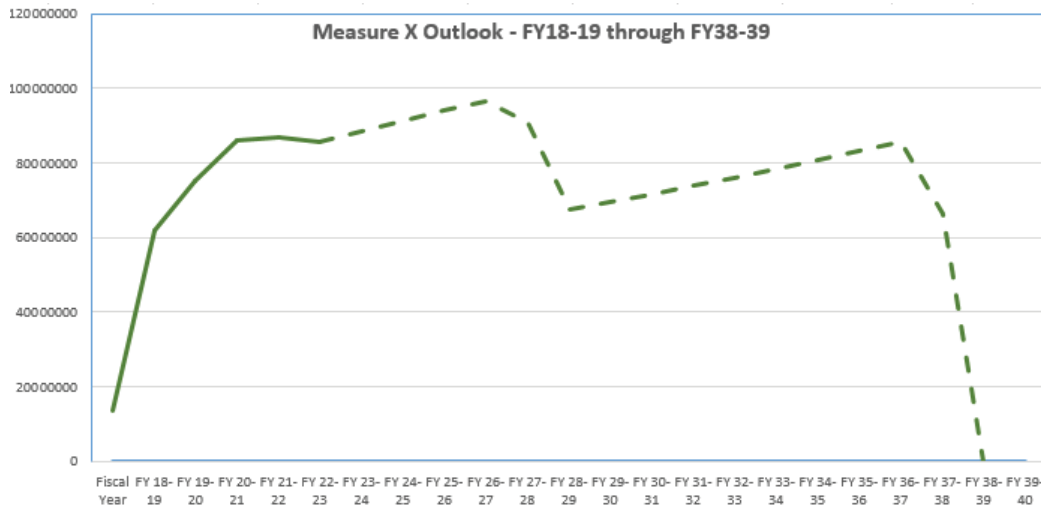
This annual report covers the fiscal year ended June 30, 2023 (July 2022 through June 2023).

<b>Reporting Period - Month</b>	<b>Amount Collected</b>
July 2022	\$ 6,889,063
August 2022	6,698,112
September 2022	8,440,486
October 2022	6,953,957
November 2022	6,074,990
December 2022	9,222,741
January 2023	6,621,724
February 2023	5,483,891
March 2023	9,283,001
April 2023	6,549,095
May 2023	7,027,728
June 2023	7,605,018
<b>Total Collected FY 2022-23</b>	<b>\$ 86,849,806</b>

The City received \$86.9 million in Measure X receipts during fiscal year 2022-23 which represents a full twelve (12) months of remittances. Measure X receipts were lower than budget projections of \$88.1 by \$1.3 million. The year over year revenue increase was 1% compared to fiscal year 2021-22. The City's sales tax consultant has noted we are experiencing a decrease in new vehicle sales and taxable construction materials, which are having a greater impact on Measure X revenue.

The Original Adopted Estimated Budget for Fiscal Year 2023-24 is \$88.6 million. The estimate was provided by consultant using the "Most Likely projections" based on the most recent economic data available in March 2022. On November 7, 2023, the City Council received the First Quarter Budget Update that included appropriation adjustments to the General Fund expenditures and revisions to revenue estimates. Measure X revenues for FY 2023-24 were adjusted to \$85.9 million (a reduction of \$2.7 million and a 1% further decrease from FY 2022-23 based on the latest information from the consultant). Below is a chart summarizing actual and expected Measure X revenues from FY 2018-19 to FY 2038-39.

**City of Santa Ana Measure X  
Annual Report of Revenue & Expenditures  
Fiscal Year Ended June 30, 2023**



**Notes:**

Measure X became effective April 1, 2019

The rate decreases from 1.5% to 1.0% on April 1, 2029

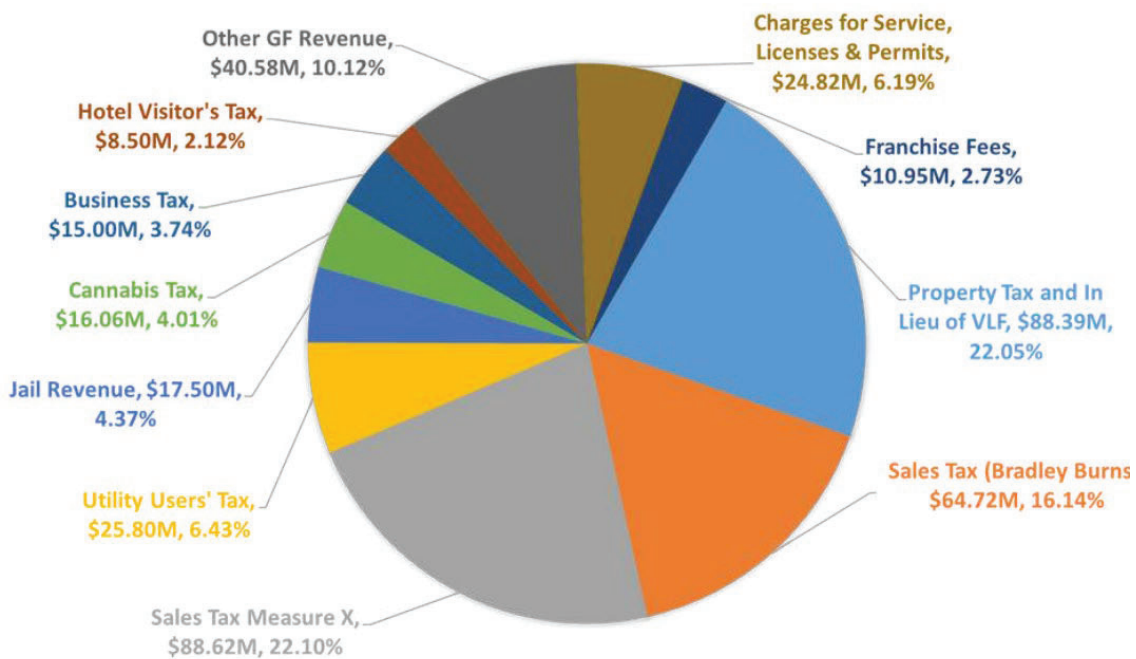
The tax sunsets on April 1, 2039

Future-year estimates are from the City's sales tax consultant, through Fiscal Year End 2030

Fiscal Year End 2031 and later, we assume an annual inflationary increase of 3.0%

A summary of the total Fiscal Year 2023-24 General Fund original budget is as follows.

**FY 23-24 General Fund Original Revenue: \$400.9M**



\*Cannabis Revenue Includes:  
Adult-Use Retail Tax (\$15.1M), Commercial Cannabis Taxes (\$416K), Medical Marijuana Tax (\$528K).

**City of Santa Ana Measure X  
Annual Report of Revenue & Expenditures  
Fiscal Year Ended June 30, 2023**

The Adjusted Measure X Revenue during Fiscal Year 2023-24 represents 21.5% of the total General Fund revenue.

Fiscal Year 2022-23 Expenditures

The City utilized Measure X funding of \$71.6 million in program expenses while adding \$15.3 million to the General Fund balance (Exhibit 1). Management has designated the excess of approximately \$15.3 million as an addition to the general fund balance for carryover appropriations during the year ended June 30, 2023. This means the Measure X revenue will be spent on planned Measure X expenditures, just in the next fiscal year. Program expenses include maintaining effective 9-1-1 response times; retaining firefighters and police officers; addressing homelessness; fixing streets, maintaining parks; youth services; and Unrestricted General Revenue Purposes.

The Unrestricted General Revenue Purposes program expense was \$31.7 million, which included the following:

- Addressing recurring prior year deficits and employee compensation increases for non-Safety employees totaling \$11.7 million
  - \$10.2 million – deficit
  - \$1.5 million – planned savings (cost reductions) in FY 18-19 that were not implemented
- Future Pension Stabilization - \$4.8 million
- Parking Enterprise Subsidy - \$2.9 million
- Downtown Santa Ana Business Interruption Fund Program - \$1.5 million
- Santa Ana Regional Transportation Center Subsidy and Maintenance - \$1.1 million
- Increase the City Events Budget - \$1.1 million
- Museum Building Rehabilitation - \$1 million
- Graffiti Abatement Service Enhancement (Graffiti Removal) - \$0.8 million
- New Debt Payments for Purchase of Streetlights - \$0.8 million
- Zoo Contract & Supply Enhancements - \$0.8 million
- Support for Utility Billing, Business Retention and HR – Administrative \$0.7 million
- Sales Tax Rebate – Volvo & Tac Energy - \$0.7 million
- Street Tree Maintenance (Tree-Trimming) - \$0.7 million
- Vehicle Incentive Program to rebate Measure X tax to residents purchasing vehicles - \$0.7 million
- Engineering Salaries for review of plan check and permits to improve counter service - \$0.6 million
- Other Programs (various) - \$1.8 million

Fiscal Year 2022-23 Expenditures - Continued:

**City of Santa Ana Measure X  
Annual Report of Revenue & Expenditures  
Fiscal Year Ended June 30, 2023**

Category	Actuals FY 22-23
Maintain Effective 9-1-1 Response	9,546,205
Retaining Firefighters	7,738,131
Addressing Homelessness	10,146,728
Fixing Streets	3,100,660
Maintaining Parks	6,965,898
Youth Services	2,364,920
Unrestricted General Revenue Purpose	31,694,508
<b>Subtotal</b>	<b>71,557,050</b>
Carryover from FY 2022-23 to FY 2023-24	15,292,756
Addition to General Fund Balance	-
<b>Total</b>	<b>\$ 86,849,806</b>

Exhibit 1 to this report includes details for each spending category in fiscal year 2022-23.

Fiscal Year 2018-19 thru 2022-23 Revenue and Expenditures:

Since the passage of Measure X, the City has received \$323.3 million in revenue while expending \$259.7 million and adding \$63.7 million to the General Fund balance (Exhibit 2). A summary of Expenditures by ballot categories are noted below

City of Santa Ana Measure X - Annual Expenditure Report  
Fiscal Year Ended June 30, 2019 thru June 30, 2023

**AUP Report - Summary**

**Total Measure X Revenue**

	FY 2018-19 Actuals	FY 2019-20 Actuals	FY 2020-21 Actuals	FY 2021-22 Actuals	FY 2022-23 Actuals	All Fiscal Years Total
<b>Measure X Revenue - by Fiscal Year</b>	13,594,649	61,796,957	75,094,335	86,003,001	86,849,806	323,338,748
<b>Expenditures by Category</b>						
Maintain Effective 9-1-1 Response	-	11,456,116	9,117,912.00	7,803,546	9,546,205	37,923,778
Retaining Firefighters	-	3,096,098	1,967,002	7,217,460	7,738,131	20,018,691
Retaining Police Officers	-	2,747,648	6,661,169	7,318,061	-	16,726,878
Addressing Homelessness	-	732,050	9,006,346	10,924,955	10,146,728	30,810,079
Fixing Streets	-	238,163	2,150,394	1,402,596	3,100,660	6,891,812
Maintaining Parks	-	2,540,408	7,515,887	4,509,450	6,965,898	21,531,643
Youth Services	-	-	1,206,897	2,210,274	2,364,920	5,782,091
Unrestricted General Revenue Purpose	13,680,805	28,201,426	23,795,337	22,650,166	31,694,508	120,022,242
<b>Subtotals - Program Expenditure by Ballot Category</b>	<b>13,680,805</b>	<b>49,011,909</b>	<b>61,420,943</b>	<b>64,036,507</b>	<b>71,557,050</b>	<b>259,707,215</b>
Added to General Fund Balance	-	12,785,048	13,673,393	21,966,494	15,292,756	63,717,691
<b>Total Actual Expenditures and Additions to Reserves by Fiscal Year</b>	<b>13,680,805</b>	<b>61,796,957</b>	<b>75,094,336</b>	<b>86,003,001</b>	<b>86,849,806</b>	<b>323,424,905</b>

\*Includes Carryovers from FY 2019-20 (\$7,039,761), FY 2020-21 (\$3,751,500), FY 2021-22 (\$13,860,920), and FY 2022-23 (\$15,292,756)

**City of Santa Ana Measure X - Annual Expenditure Report  
Fiscal Year Ended June 30, 2023**

Category	Description	Actuals as of 06/30/23
Maintain Effective 9-1-1 Response	Human Resources Technician dedicated to Police Recruiting	\$ 79,425
Maintain Effective 9-1-1 Response	Park Security Contract	299,514
Maintain Effective 9-1-1 Response	Ambulance Service Contract increase to maintain service level	1,358,920
Maintain Effective 9-1-1 Response	Police Department Overtime	1,644,753
Maintain Effective 9-1-1 Response	Funding for additional police officers, traffic collision investigators; office assistants to relieve police officers stand-by pay, cash-outs and related benefits	4,457,848
Maintain Effective 9-1-1 Response	Public Safety Specialized Units: Criminal Investigations; Metro Division; Communications; Vice; and Investigations and Support Service	1,705,744
Retaining Firefighters	Orange County Fire contract increase to maintain service level	7,738,131
Retaining Police Officers	One-time additional Retiree Health Contribution	-
Addressing Homelessness	Cost of POA Contract Increase & Related Benefits	-
Addressing Homelessness	Code Enforcement Officers (2)	298,661
Addressing Homelessness	Public Safety Response - Homelessness (Labor)	7,595,029
Addressing Homelessness	Public Safety Response - Homelessness (Contractual and Other)	1,173,277
Addressing Homelessness	QOLT Clean-Up Staffing (2 Maint Workers II + Sanitation Inspect II)	360,686
Addressing Homelessness	QOLT Clean-Up Contract Homeless Services	488,621
Addressing Homelessness	Homeless Outreach & Engagement	230,453
Fixing Streets	Sidewalk and/or Street Repair	1,000,000
Fixing Streets	Streetlight Pole work - Under lit Areas	148,811
Fixing Streets	Traffic Calming	1,568
Fixing Streets	Median Landscaping	921,383
Fixing Streets	Alley improvement program	41,925
Fixing Streets	Macarthur Blvd Resurfacing - Flower To Main	572,230
Fixing Streets	Industrial Streets Pavement Improvements Ph1	263,612
Fixing Streets	Main Street Rehabilitation - Warner To Edinger	151,130
Maintaining Parks	Park Maintenance and Repairs / Master Plan	4,350,925
Maintaining Parks	Park Facilities - Personnel	1,348,057

**City of Santa Ana Measure X - Annual Expenditure Report  
Fiscal Year Ended June 30, 2023**

Category	Description	Actuals as of 06/30/23
Maintaining Parks	Park Ambassador	333,805
Maintaining Parks	Armed Security for Parks	899,028
Maintaining Parks	Salgado Community Center Improvements	10,301
Maintaining Parks	Corbin Community Center Improvements	23,783
Youth Services	Zoo and Recreation Personnel	146,701
Youth Services	Librarians and administrative Support (Personnel)	2,111,421
Youth Services	Enhanced Library Services / Location	-
Youth Services	Crossing Guard	106,799
<b>Subtotal Before Unrestricted Purposes</b>		<b>39,862,542</b>
Unrestricted General Revenue Purpose	FY18-19 Budget Deficit - Planned Staff Savings not implemented	1,500,000
Unrestricted General Revenue Purpose	FY18-19 Budget Deficit - Planned Use of General Fund Reserve	10,200,000
Unrestricted General Revenue Purpose	Vehicle Incentive Program (VIP)	658,101
Unrestricted General Revenue Purpose	New Debt Payments for Purchase of Streetlights	782,550
Unrestricted General Revenue Purpose	Street Tree Maintenance (Tree-Trimming)	705,492
Unrestricted General Revenue Purpose	Various (Partially Restore	-
Unrestricted General Revenue Purpose	Frozen Positions)	-
Unrestricted General Revenue Purpose	Universal Legal Defense Fund for Dreamers & Parents	216,667
Unrestricted General Revenue Purpose	Public Meeting Software & ADA Captioning	50,000
Unrestricted General Revenue Purpose	Redistricting	-
Unrestricted General Revenue Purpose	Bus Shelter Program (replacement and repairs)	-
Unrestricted General Revenue Purpose	Zoo Contract & Supply Enhancements	755,564
Unrestricted General Revenue Purpose	Sales Tax Rebate - Volvo & Tac Energy	713,986
Unrestricted General Revenue Purpose	Santa Ana Regional Transportation Center Subsidy and Maintenance	1,081,870
Unrestricted General Revenue Purpose	Support for Utility Billing, Business Retention and HR - Administrative	744,406
Unrestricted General Revenue Purpose	Principal HR Analyst	88,580



**City of Santa Ana Measure X - Annual Expenditure Report**  
**Fiscal Year Ended June 30, 2023**

Category	Description	Actuals as of 06/30/23
Unrestricted General Revenue Purpose	Permit Service Technician- PBA salaries	111,035
Unrestricted General Revenue Purpose	Engineering Salaries for review of Plan Checks and Permits	582,053
Unrestricted General Revenue Purpose	Sponsor Local Arts & Culture	-
Unrestricted General Revenue Purpose	Vietnamese Community Liaison	128,138
Unrestricted General Revenue Purpose	Part-Time Staff for City Manager Office	30,511
Unrestricted General Revenue Purpose	Executive Assistant	127,964
Unrestricted General Revenue Purpose	Office Space Improvement	-
Unrestricted General Revenue Purpose	Juneteenth Celebration	75,000
Unrestricted General Revenue Purpose	Increase the City Events budget	1,050,000
Unrestricted General Revenue Purpose	Santa Ana Business Interruption Fund program	1,500,000
Unrestricted General Revenue Purpose	Economic Dev. Spec. I	107,845
Unrestricted General Revenue Purpose	City Council, Contracted Aides	147,649
Unrestricted General Revenue Purpose	PWA Graffiti Abatement Service Enhancement (Graffiti Removal)	835,684
Unrestricted General Revenue Purpose	Handheld Radios Replacement Required by County	270,650
Unrestricted General Revenue Purpose	Grand Central Roof and AC Units	371,772
Unrestricted General Revenue Purpose	Parking Enterprise Subsidy	2,873,040
Unrestricted General Revenue Purpose	Museum Building Rehab	1,025,000
Unrestricted General Revenue Purpose	General Plan requirements for communications/outreach/monitoring	58,190
Unrestricted General Revenue Purpose	Fire Stations Rehab	62,526
Unrestricted General Revenue Purpose	Future Pension Stabilization (1.15 Trust)	4,840,234
<b>Subtotal Unrestricted Purposes</b>		<b>31,694,508</b>
<b>Sub-total</b>		<b>71,557,050</b>
	Carryover of unspent appropriations	15,292,756
	<b>Grand Total Expenditures and Additions to Reserves - FY 2022-23</b>	<b>86,849,806</b>

City of Santa Ana Measure X - Annual Expenditure Report  
 Fiscal Year Ended June 30, 2023

**AUP Report - Summary**

<b>Total Measure X Revenue</b>	<b>86,849,806</b>
<b>Category</b>	<b>Actuals as of</b>
Maintain Effective 9-1-1 Response	<u>06/30/23</u>
Retaining Firefighters	9,546,205
Addressing Homelessness	7,738,131
Fixing Streets	10,146,728
Maintaining Parks	3,100,660
Youth Services	6,965,898
Unrestricted General Revenue Purpose	2,364,920
	<u>31,694,508</u>
<b>Totals</b>	<b>71,557,050</b>
<b>Addition to General Fund Balance for Carryovers Appropriations</b>	<b>15,292,756</b>
<b>Total Measure X Uses/Expenditures / Additions to Reserves</b>	<b>86,849,806</b>

City of Santa Ana Measure X - Annual Expenditure Report  
Fiscal Year Ended June 30, 2023

Exhibit 2

Category	Description	FY 2018-19 Actuals	FY 2019-20 Actuals	FY 2020-21 Actuals	FY 2021-22 Actuals	FY 2022-23 Actuals	All Fiscal Years Totals
Maintain Effective 9-1-1 Response	Human Resources Technician dedicated to Police Recruiting	\$ -	\$ 52,485	\$ 79,711	\$ 116,401	\$ 79,425	\$ 328,022
Maintain Effective 9-1-1 Response	Park Security Contract	-	446,018	615,768	403,243	299,514	1,764,542
Maintain Effective 9-1-1 Response	Ambulance Service Contract increase to maintain service level	-	923,818	1,079,075	1,236,189	1,358,920	4,598,003
Maintain Effective 9-1-1 Response	Police Department Overtime	-	2,971,751	1,440,024	1,228,936	1,644,753	7,285,464
Maintain Effective 9-1-1 Response	Funding for additional police officers, traffic collision investigators; office assistants to relieve police officers stand-by pay, cash-outs and related benefits	-	101,751	3,660,365	3,788,917	4,457,848	12,008,881
Maintain Effective 9-1-1 Response	Public Safety Salary & Related Benefits	-	-	1,448,656	-	-	1,448,656
Maintain Effective 9-1-1 Response	Public Safety Specialized Units: Criminal Investigations; Metro Division; Communications; Vice; and Investigations and Support Service	-	-	794,313	1,029,860	1,705,744	3,529,917
Maintain Effective 9-1-1 Response	Increase to actual for Police Cash-Outs; Standby & Court Pay	-	368,515	-	-	-	368,515
Retaining Firefighters	Orange County Fire contract increase to maintain service level	-	3,096,098	1,967,002	7,217,460	7,738,131	20,018,691
Retaining Police Officers	One-time additional Retiree Health Contribution	-	-	-	1,228,870	-	1,228,870
Retaining Police Officers	Employee Pension Contribution Increase (Safety)	-	2,747,648	6,661,169	-	-	9,408,817
Maintain Effective 9-1-1 Response	Cost of POA Contract Increase & Related Benefits	-	6,591,778	-	6,089,191	-	12,680,969
Addressing Homelessness	Code Enforcement Officers (2)	-	52,985	118,119	211,892	298,661	681,658
Addressing Homelessness	Public Safety Response - Homelessness (Labor)	-	-	6,676,636	8,462,630	7,595,029	22,734,295
Addressing Homelessness	Public Safety Response - Homelessness (Contractual and Other)	-	-	1,264,904	1,162,772	1,173,277	3,600,953
Addressing Homelessness	QOLT Clean-Up Vehicle	-	85,200	-	-	-	85,200
Addressing Homelessness	QOLT Clean-Up Staffing (2 Maint Workers II + Sanitation Inspect II)	-	98,890	-	101,497	360,686	561,073
Addressing Homelessness	QOLT Clean-Up Contract Homeless Services	-	494,975	453,257	559,060	488,621	1,995,913
Addressing Homelessness	Homeless Outreach & Engagement	-	-	493,430	427,104	230,453	1,150,987
Fixing Streets	Sidewalk and/or Street Repair	-	238,163	1,000,000	500,000	1,000,000	2,738,163
Fixing Streets	Streetlight Pole work - Under lit Areas	-	-	1,150,394	902,596	148,811	2,201,801
Fixing Streets	Traffic Calming	-	-	-	-	1,568	1,568
Fixing Streets	Median Landscaping	-	-	-	921,383	-	921,383
Fixing Streets	Alley improvement program	-	-	-	41,925	-	41,925
Fixing Streets	Macarthur Blvd Resurfacing - Flower To Main	-	-	-	572,230	-	572,230
Fixing Streets	Industrial Streets Pavement Improvements Ph1	-	-	-	263,612	-	263,612
Fixing Streets	Main Street Rehabilitation - Warner To Edinger	-	-	-	151,130	-	151,130
Maintaining Parks	Park Maintenance and Repairs / Master Plan	-	1,849,103	52,448	3,052,667	4,350,925	9,305,143
Maintaining Parks	Park Facilities - Personnel	-	691,305	7,463,439	1,104,830	1,348,057	10,607,631
Maintaining Parks	Park Ambassador	-	-	351,953	-	333,805	685,758
Maintaining Parks	Armed Security for Parks	-	-	-	899,028	-	899,028
Maintaining Parks	Salgado Community Center Improvements	-	-	-	10,301	-	10,301
Maintaining Parks	Corbin Community Center Improvements	-	-	-	23,783	-	23,783
Youth Services	Zoo and Recreation Personnel	-	-	376,307	106,472	146,701	629,480
Youth Services	Librarians and administrative Support (Personnel)	-	-	830,590	1,173,214	2,111,421	4,115,225
Youth Services	Enhanced Library Services / Location	-	-	-	400	-	400
Youth Services	Crossing Guard	-	-	-	930,187	106,799	1,036,986
<b>Subtotal Before Unrestricted Purposes</b>		<b>-</b>	<b>20,810,483</b>	<b>37,625,607</b>	<b>41,386,341</b>	<b>39,862,542</b>	<b>139,684,373</b>
Unrestricted General Revenue Purpose	Employee Pension Contribution Increase (Misc)	-	7,702,357	3,746,535	-	-	11,448,892
Unrestricted General Revenue Purpose	FY18-19 Budget Deficit - Planned Staff Savings not implemented	1,500,000	1,500,000	1,500,000	1,500,000	1,500,000	7,500,000
Unrestricted General Revenue Purpose	FY18-19 Budget Deficit - Planned Use of General Fund Reserve	10,200,000	10,200,000	10,200,000	10,200,000	10,200,000	51,000,000
Unrestricted General Revenue Purpose	Cannabis revenue shortfall	1,980,805	-	-	-	-	1,980,805
Unrestricted General Revenue Purpose	Animal Care Contract Increase	-	137,448.00	-	-	-	137,448
Unrestricted General Revenue Purpose	Vehicle Incentive Program (VIP)	-	758,000	910,916	667,520	658,101	2,994,536
Unrestricted General Revenue Purpose	New Debt Payments for Purchase of Streetlights	-	782,550	782,550	782,550	782,550	3,130,200
Unrestricted General Revenue Purpose	Street Tree Maintenance (Tree-Trimming)	-	3,753,219	388,507	403,008	705,492	5,250,227
Unrestricted General Revenue Purpose	Add 12 General Purpose Full-Time Positions to Police Dept	-	371,965	-	-	-	371,965

City of Santa Ana Measure X - Annual Expenditure Report  
Fiscal Year Ended June 30, 2023

Exhibit 2

Category	Description	FY 2018-19 Actuals	FY 2019-20 Actuals	FY 2020-21 Actuals	FY 2021-22 Actuals	FY 2022-23 Actuals	All Fiscal Years Totals
Unrestricted General Revenue Purpose	Police Body Armor, Special Enforcement Vehicles & Bldg. Repairs Various (Partially Restore	-	46,726	-	-	-	46,726
Unrestricted General Revenue Purpose	Frozen Positions)	-	-	-	55,212	-	55,212
Unrestricted General Revenue Purpose	Increase budget for Labor Negotiations	-	1,565,024	3,533,757	-	-	5,098,781
Unrestricted General Revenue Purpose	Universal Legal Defense Fund for Dreamers & Parents	-	100,000	100,000	283,333	216,667	700,000
Unrestricted General Revenue Purpose	Communications Consultant	-	49,052	-	-	-	49,052
Unrestricted General Revenue Purpose	Public Meeting Software & ADA Captioning	-	-	50,000	50,000	50,000	150,000
Unrestricted General Revenue Purpose	Establish Tourism District	-	35,200	-	-	-	35,200
Unrestricted General Revenue Purpose	Redistricting	-	-	-	157,147	-	157,147
Unrestricted General Revenue Purpose	Bus Shelter Program (replacement and repairs)	-	-	-	311,111	-	311,111
Unrestricted General Revenue Purpose	Emergency Repairs to Bridges & Drainage Structures, Bldg. Roof Repair	-	799,495	-	-	-	799,495
Unrestricted General Revenue Purpose	Zoo Contract & Supply Enhancements	-	247,395	343,000	690,725	755,564	2,036,684
Unrestricted General Revenue Purpose	Volunteer Background Checks	-	6,110	-	-	-	6,110
Unrestricted General Revenue Purpose	Rental Assistance & Funding for CDBG Eligible Programs	-	131,874	-	-	-	131,874
Unrestricted General Revenue Purpose	Rental Assistance & Funding for CDBG Eligible Programs	-	15,011	-	-	-	15,011
Unrestricted General Revenue Purpose	Sales Tax Rebate - Volvo & Tac Energy	-	-	713,303	720,645	713,986	2,147,934
Unrestricted General Revenue Purpose	Santa Ana Regional Transportation Center Subsidy and Maintenance	-	-	1,295,889	2,981,870	1,081,870	5,359,629
Unrestricted General Revenue Purpose	Support for Utility Billing, Business Retention and HR - Administrative	-	-	230,880	700,358	744,406	1,675,644
Unrestricted General Revenue Purpose	Principal HR Analyst	-	-	-	75,100	88,580	163,680
Unrestricted General Revenue Purpose	Permit Service Technician- PBA salaries	-	-	-	79,276	111,035	190,310
Unrestricted General Revenue Purpose	Engineering Salaries for review of Plan Checks and Permits	-	-	-	550,000	582,053	1,132,053
Unrestricted General Revenue Purpose	Sponsor Local Arts & Culture	-	-	-	100,000	-	100,000
Unrestricted General Revenue Purpose	Vietnamese Community Liaison	-	-	-	65,961	128,138	194,099
Unrestricted General Revenue Purpose	Part-Time Staff for City Manager Office	-	-	-	-	30,511	30,511
Unrestricted General Revenue Purpose	Executive Assistant	-	-	-	114,051	127,964	242,015
Unrestricted General Revenue Purpose	Office Space Improvement	-	-	-	-	-	-
Unrestricted General Revenue Purpose	Juneteenth Celebration	-	-	-	68,120	75,000	143,120
Unrestricted General Revenue Purpose	Increase the City Events budget	-	-	-	-	1,050,000	1,050,000
Unrestricted General Revenue Purpose	Purchase a mini-sweeper for protected bike lanes	-	-	-	-	-	-
Unrestricted General Revenue Purpose	City Hall improvements	-	-	-	-	-	-
Unrestricted General Revenue Purpose	Repurpose Cypress Fire Station	-	-	-	-	-	-
Unrestricted General Revenue Purpose	South Main Corridor Public Art	-	-	-	-	-	-
Unrestricted General Revenue Purpose	Santa Ana Business Interruption Fund program	-	-	-	793,780	1,500,000	2,293,780
Unrestricted General Revenue Purpose	Economic Dev. Spec. I	-	-	-	18,966	107,845	126,811
Unrestricted General Revenue Purpose	City Council, Contracted Aides	-	-	-	18,795	147,649	166,444
Unrestricted General Revenue Purpose	PWA Graffiti Abatement Service Enhancement (Graffiti Removal)	-	-	-	473,638	835,684	1,309,322
Unrestricted General Revenue Purpose	Handheld Radios Replacement Required by County	-	-	-	-	270,650	270,650
Unrestricted General Revenue Purpose	Grand Central Roof and AC Units	-	-	-	-	371,772	371,772
Unrestricted General Revenue Purpose	Parking Enterprise Subsidy	-	-	-	789,000	2,873,040	3,662,040
Unrestricted General Revenue Purpose	Museum Building Rehab	-	-	-	-	1,025,000	1,025,000
Unrestricted General Revenue Purpose	General Plan requirements for communications/outreach/monitoring	-	-	-	-	58,190	58,190
Unrestricted General Revenue Purpose	Fire Stations Rehab	-	-	-	-	62,526	62,526
Unrestricted General Revenue Purpose	Future Pension Stabilization (115 Trust)	-	-	-	-	4,840,234	4,840,234
<b>Subtotal Unrestricted Purposes</b>		<b>13,680,805</b>	<b>28,201,426</b>	<b>23,795,337</b>	<b>22,650,166</b>	<b>31,694,508</b>	<b>120,022,242</b>
<b>Sub-total - Expenditures</b>		<b>13,680,805</b>	<b>49,011,909</b>	<b>61,420,943</b>	<b>64,036,507</b>	<b>71,557,050</b>	<b>259,707,215</b>
	Addition to General Fund Balance for Carryovers Appropriations	-	12,785,048	13,673,393	21,966,494	15,292,756	63,717,691
<b>Grand Total Expenditures all Fiscal Years including Addition to Reserves</b>		<b>13,680,805</b>	<b>61,796,957</b>	<b>75,094,336</b>	<b>86,003,001</b>	<b>86,849,806</b>	<b>323,424,905</b>

City of Santa Ana Measure X - Annual Expenditure Report, continued  
 Fiscal Year Ended June 30, 2021 thru June 30, 2023

AUP Report - Summary

Total Measure X Revenue

Category	FY 2018-19 Actuals	FY 2019-20 Actuals	FY 2020-21 Actuals	FY 2021-22 Actuals	FY 2022-23 Actuals	All Fiscal Years Total
Maintain Effective 9-1-1 Response	-	11,456,116	9,117,912	13,892,737	9,546,205	44,012,969
Retaining Firefighters	-	3,096,098	1,967,002	7,217,460	7,738,131	20,018,691
Retaining Police Officers	-	2,747,648	6,661,169	1,228,870	-	10,637,687
Addressing Homelessness	-	732,050	9,006,346	10,924,955	10,146,728	30,810,079
Fixing Streets	-	238,163	2,150,394	1,402,596	3,100,660	6,891,812
Maintaining Parks	-	2,540,408	7,515,887	4,509,450	6,965,898	21,531,643
Youth Services	-	-	1,206,897	2,210,274	2,364,920	5,782,091
Unrestricted General Revenue Purpose	13,680,805	28,201,426	23,795,337	22,650,166	31,694,508	120,022,242
<b>Subtotal - Program Expenditure by Ballot Category</b>	13,680,805	49,011,909	61,420,943	64,036,507	71,557,050	259,707,215
Addition to General Fund Balance for Carryovers Appropriations	-	12,785,048	13,673,393	21,966,494	15,292,756	63,717,691
<b>Total Measure X Uses/Expenditures / Additions to Reserves</b>	<b>13,680,805</b>	<b>61,796,957</b>	<b>75,094,336</b>	<b>86,003,001</b>	<b>86,849,806</b>	<b>323,424,905</b>