

JOINT INFORMATION CENTER

SONOMA COUNTY REGION

FACT SHEET

FOR PUBLIC DISTRIBUTION

PG&E POWER SHUTOFF, RED FLAG WARNING October 25, 2019 - 10:00 AM

WEATHER

The National Weather Service (NWS) upgraded the Fire Weather Watch to a Red Flag Warning for the North Bay mountains, valleys, and coastlines from 8 PM Saturday (10/26) to 11 AM Monday (10/28).

Confidence is high for dangerously strong offshore winds and critically low relative humidity. This event looks to be the strongest since the 2017 North Bay Fires and a potentially historic event given the strength and duration of the winds.

Strongest winds expected Saturday night into Sunday morning. Stronger winds mixing down to the lower elevations will be a particular concern throughout Sunday. Winds will gradually ease later Sunday, but remain locally gusty across higher elevations into Monday morning.

Several local public safety agencies across the County are up-staffing in response to the critical fire weather and local fires. Stay alert and be aware of your surroundings; for up-to-date emergency information for Sonoma County, including evacuation information, visit www.SoCoemergency.org.

POWER SHUTOFF


PG&E began restoring power to Sonoma County yesterday afternoon, October 24. As of 10 pm last night, PG&E restored power to 81% of the customers impacted in Sonoma County by the October 23 power shutoff. PG&E is projecting 100% power restoration to areas of Sonoma County impacted by the power shutoff by today (10/25) at 7 pm. Due to damage and needed repairs, particularly in and around the footprint of the Kincade Fire, some areas of the County will experience delays in restoration.

For restoration updates, view PG&E's restoration map at:

<http://critweb-outage.pgealerts.com/> or please contact PG&E at 800-743-5002.

POTENTIAL POWER SHUTOFF IN SONOMA COUNTY SATURDAY (10/26) THROUGH MONDAY (10/28)

PG&E has announced that there is potential for another PG&E Power Shutoff event that would impact significant portions of Sonoma County on Saturday (10/26), Sunday (10/27), and Monday (10/28). Due to



JOINT INFORMATION CENTER

SONOMA COUNTY REGION

the intensity of the forecasted weather and the likelihood of damage to PG&E's infrastructure, it is anticipated that over 90,000 PG&E customers will be impacted for an extended period of time. Community members are urged to prepare now in the event of an extended outage lasting multiple days. Emergency officials will continue to update the public about this potential PG&E shutoff. The County and cities are working with the National Weather Service and PG&E to monitor this potential additional shutoff and will share more information when it is available.

Residents can use PG&E's Power Shutoff Address Lookup Tool to determine if they may be affected.

LOCAL RESPONSE ACTIONS

The Regional Joint Information Center (JIC) is currently staffed by the County of Sonoma and City of Santa Rosa and will remain open for local agencies during the current and potential weekend PG&E power shutoff. The following Emergency Operations Centers (EOC's) are active and working with other local agencies to provide timely power shutoff information: City of Santa Rosa, County of Sonoma, City of Sonoma.

Outages may impact public safety systems, communications including emergency alerts, street lights, traffic signals, private water systems, transportation, schools, food storage, and the private sector.

SCHOOL CLOSURES


Sonoma County Office of Education has a list of school closures at <https://www.scoe.org/storm-update.html>. Parents are encouraged to go to their school/district website for the most up-to-date information.

TRANSPORTATION

Sonoma County Transit, Sonoma County Airport, Santa Rosa CityBus and SMART will all continue normal operations throughout the power shutoff.

TRAFFIC SAFETY

Multiple intersections are still without power and it is anticipated that a significant amount of intersections throughout Sonoma County will be impacted this weekend if PG&E implements a power shutoffPublic



JOINT INFORMATION CENTER

SONOMA COUNTY REGION

Safety officials urge drivers to reduce speeds, drive with caution and treat all intersections without power as a 4-way stop, per State law.

GENERATOR SAFETY

If you use a home generator, understand how to safely operate it before an emergency occurs. Do regular safety checks and have enough fuel to last a few days. If you don't understand how to use your generator, you risk damaging your property, endangering your life and the lives of others.

Position your generator where its exhaust can vent safely outside to prevent carbon monoxide poisoning, which can be fatal. Never run a portable generator in an enclosed area, such as inside your home or garage, or in the rain. Never store generator fuel in the house.

Additional tips on the safe use of generators can be found at PG&E's Safety Action Center at www.safetyactioncenter.pge.com.


WATER AND SEWER SERVICE

Public water and sewer systems are supported by back-up generators and diesel pumps and are not anticipated to be affected by power shutoffs. Residents with private wells, private water pumps, and/or a private sewer grinder/booster pumps may be affected if they do not have a back-up power supply.

INDIVIDUALS WITH MEDICAL NEEDS (VULNERABLE POPULATIONS)

In the event of a PG&E shutoff this weekend, staff with the Human Services Department Adult and Aging Division will contact older adult and disabled In-Home Supportive Services clients who may not be prepared for an extended power shut off, and live in the potential shutoff area with vital medical devices that require electricity. Staff will help them plan for their needs and provide information and support to help ensure their well-being during a power outage.

Individuals with medical needs who are currently without power or may be affected by the potential shutoff this weekend are encouraged to contact their primary care providers about their needs during the power shutoff.



JOINT INFORMATION CENTER

SONOMA COUNTY REGION

COMMUNITY RESOURCES

PG&E opened Community Resource Centers (CRCs) yesterday, Thursday (10/24) at 8 am. The Community Resource Centers will remain open from 8 am to 8 pm during PG&E power shutoffs. Restrooms, bottled water, electronic-device charging and seating for up to 100 are available at each location.

- Santa Rosa Veterans Memorial Building: 1351 Maple Avenue, Santa Rosa, CA 95401
- Hanna Boys Center: 17000 Arnold Drive, Sonoma, CA 95476
- Cloverdale Citrus Fair: 1 Citrus Fair, Cloverdale, CA 95425


The City of Sonoma opened a Charging Center at the Sonoma Veterans Building, 126 1st St W, Sonoma, CA 95476, from 8:00 am - 6:00 pm. Please remember to bring your own cords and follow the posted rules and expectations.

Health and Safety:

- For health information go to the SoCoEmergency Health and Safety webpage: <https://socoemergency.org/home/emergency/health/>.
- Find out what food you can safely keep and eat if your home loses power. When In doubt, throw it out. <https://socoemergency.org/home/emergency/health/food-wise-is-food-safe/>

Mental Health Resources: Weather events and the power shutoffs may bring up emotional distress. The following organizations offer free, bilingual, mental health services to help individuals experiencing these concerns:

- HOPE Sonoma: Call (707) 291-3788
- Wildfire Mental Health Collaborative: Call NAMI at (866) 960-6264 or visit mysonomastrong.com
- Rebuilding Our Community (ROC) Sonoma County: Call (707) 535-3349 or visit rocsonomacounty.org
- Catholic Charities Disaster Case Management: Call (866) 542-5480
- Santa Rosa City Schools' Integrated Wellness Center: Call (707) 890-3827 or visit srcschools.org/domain/2112



JOINT INFORMATION CENTER

SONOMA COUNTY REGION

- Sonoma Community Resilience Collaborative: Call (707) 303-3600 or visit srhealth.org/about-us/resilience-collaborative
- Wellness and Advocacy Center Peer-to-Peer Mental Health Support: Call (707) 565-7800 or visit wellnessandadvocacy.org
- Substance Abuse and Mental Health Services Administration's Disaster Distress Helpline: English Speakers call 1-800-985-5990. Spanish speakers call 1-800-985-5990 and press "2". The deaf or hard of hearing can text TalkWithUs to 66746.

Online Updates & Hotlines: The County and local cities are actively monitoring the situation with PG&E and will update the public as information becomes available. For updates, follow local jurisdictions on social media, and visit:


- In Sonoma County: www.SoCoemergency.org
- In City of Santa Rosa: www.srcity.org/emergency
- In City of Sonoma: www.sonomacity.org/emergency-updates

Residents can learn more about PG&E power shutoffs by visiting [PG&E's website](#) or calling PG&E's 24-hour power outage information center at 1-800-743-5002.

To find information, local services and helpful resources, call Sonoma County 2-1-1 (dial 2-1-1 from a 707 area code phone). In a life-threatening emergency, call 9-1-1.

JURISDICTION SPECIFIC INFORMATION

- **City of Santa Rosa:**
 - **EXTENDED BUS SERVICE TO THE COMMUNITY RESOURCE CENTER AT VETERAN'S MEMORIAL BUILDING IN SANTA ROSA:** While the Community Resource Center is open CityBus will add extra trips on Route 18 to improve access to the PG&E Community Resource Center at the Santa Rosa Veterans Memorial Building (1351 Maple Avenue). On weekdays and Saturdays, the additional trips will depart from the Downtown Transit Mall at 5:20PM & 6:20PM. On Sundays, Route 18 will not have extra trips added.
 - **TRAFFIC INTERSECTIONS:** Many intersections in Santa Rosa will likely be affected in the event of a shutoff this weekend. Generators and temporary stop signs will be added at



JOINT INFORMATION CENTER

SONOMA COUNTY REGION

some intersections with the highest traffic volume and roadway speed to remind drivers to stop at intersections where signals are out.

- **WATER CONSERVATION:** Please conserve water during a power outage. Conserving water during a power outage reduces the demand on the City's backup power generators that help move water for essential needs, such as drinking water and water for firefighting. The City of Santa Rosa Water Department requests that residents conserve water indoors and outdoors, this includes using water efficiently, eliminating outdoor watering, and turning off irrigation systems. To learn more about ways to save water, please visit srcity.org/watersmart.
- **Unincorporated Sonoma County:**
 - **TRAFFIC INTERSECTIONS:** The County expects the intersection at Mark West Springs Rd. and Ursuline Rd. to be the only traffic signal in unincorporated Sonoma County without power during the current PG&E power shutoff. The County's Transportation and Public Works officials will operate the signal on a generator with additional power from a battery backup. In case of problems with the generator, the battery backup signal will change to flashing red mode.

PG&E RESOURCES

[Power Shutoff Address Lookup Tool](#)

[PG&E Power Shutoff Event Webpage](#)