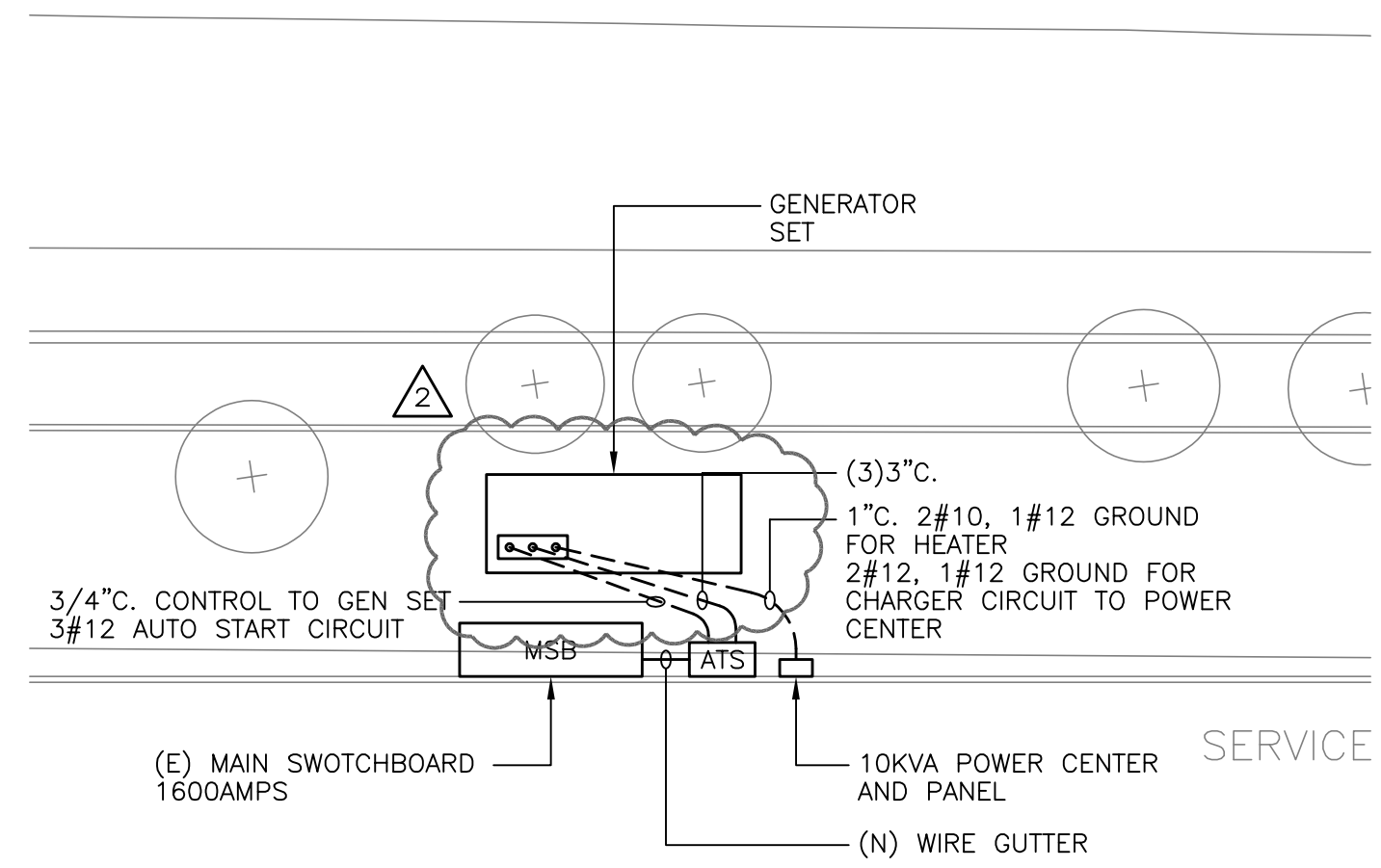
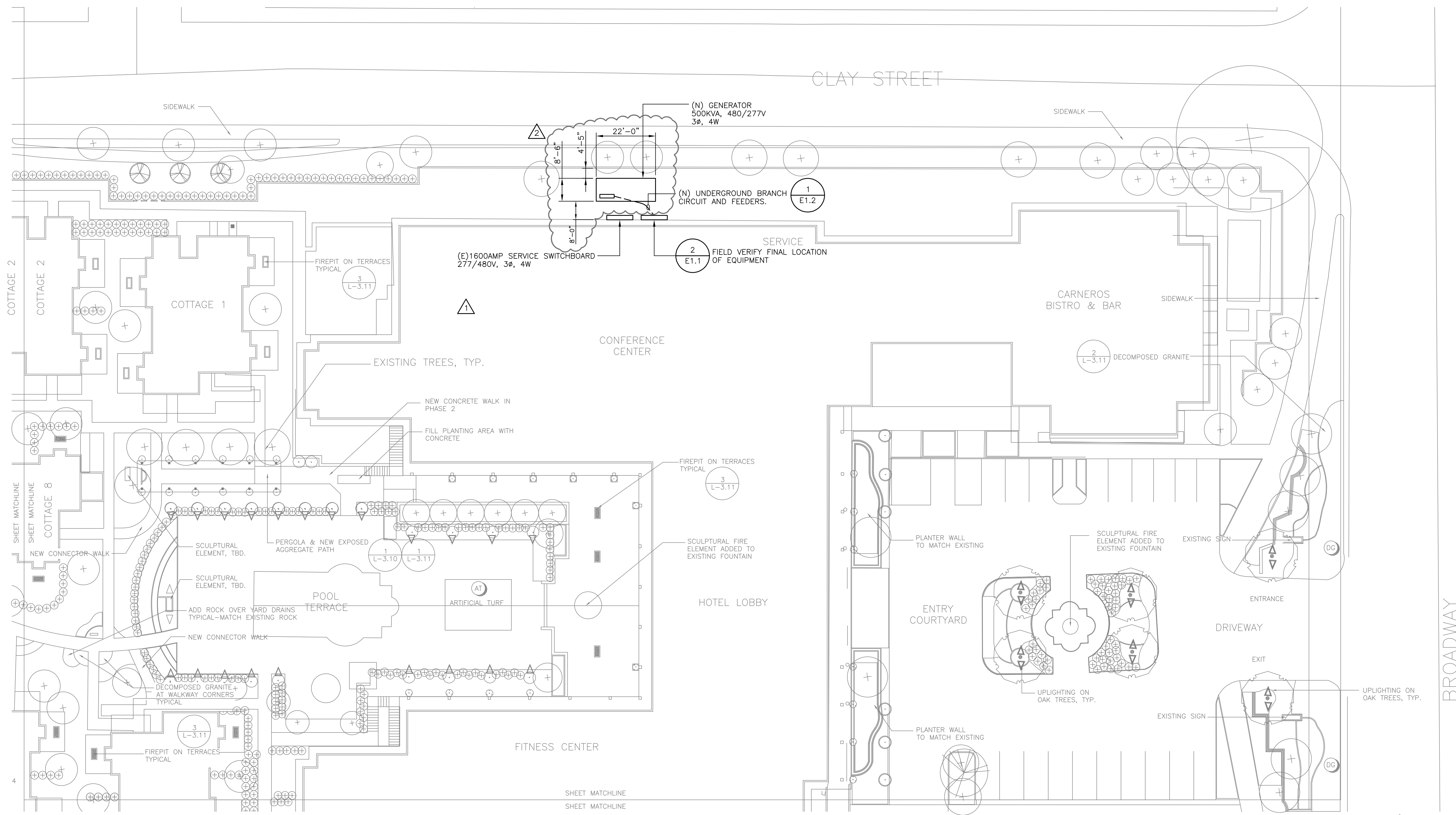


3 PANEL ELEVATION
E1.1 SCALE: NOT TO SCALE



2 EQUIPMENT LAYOUT
E1.1 SCALE: NOT TO SCALE




1 SITE PLAN
E1.1 SCALE: 1"=20'-0"

GENERAL NOTES

1. ALL WORK SHALL CONFORM TO THE 2016 CEC AND CEC-C CODE CALIFORNIA ELECTRICAL CODE, (CEC) LOCAL UTILITY COMPANY REGULATIONS AND ALL STATE AND MUNICIPAL CODES AND ORDINANCES. ALL EQUIPMENT USED SHALL BE UNDERWRITER LABORATORY (UL) LISTED.
2. CIRCUITRY AND CONDUIT ROUTING SHOWN ON THE PLANS IS DIAGRAMMATIC ONLY. THE SITE CONTRACTOR IS RESPONSIBLE FOR BECOMING COMPLETELY FAMILIAR WITH THE CONDITIONS AND LIMITATIONS WHICH WILL EXIST PROVIDE ALL LABOR, TOOLS AND MATERIALS REQUIRED TO PRODUCE A COMPLETE INSTALLATION WHEREVER INDICATED ON THE PLANS.
3. UPON COMPLETION OF THE WORK, THE INSTALLATION SHALL TEST FREE FROM GROUNDS AND SHORT CIRCUITS.

REVISIONS	BY
1 06-24-2020	
2 08-07-2020	



PROPERTY DRAWING. NOT TO BE USED FOR ANY PURPOSE OR PROJECT OTHER THAN KNIGHTS' ELECTRIC, INC.

THE LODGE AT SONOMA
1325 BROADWAY
SONOMA, CA 95476

SITE PLAN

Date: 05-20-2019
Scale:
Drawn: RESA
Job: 1902
Sheet

E1.1

