



**PLAN 1 DUET**  
Elevation 'A' Farmhouse  
Color Scheme 1



**PLAN 2 DUET**  
Elevation 'B' Craftsman  
Color Scheme 2



**PLAN 3**  
Elevation 'C' Mission  
Color Scheme 1



**PLAN 4**  
Elevation 'A' Farmhouse  
Color Scheme 3

# HUMMINGBIRD COTTAGES

19910 5th Street  
City of Sonoma, California

JULY 21, 2021

**SITE PLAN**

Conceptual Site Plan ..... SP-1

**ARCHITECTURE**

Plan 1 (Duet)-BMR Floor Plans ..... A-1  
 Plan 1 (Duet)-BMR Floor Plans ..... A-2  
 Plan 1 (Duet)-BMR Roof Plans ..... A-3  
 Plan 1 (Duet)-BMR Front Elevation ..... A-4  
 Plan 1 (Duet)-BMR Elevation A - Farmhouse ..... A-5  
  
 Plan 2 (Duet) Floor Plans ..... A-6  
 Plan 2 (Duet) Floor Plans ..... A-7

Plan 2 (Duet) Roof Plans ..... A-8  
 Plan 2 (Duet) Front Elevations ..... A-9  
 Plan 2 (Duet) Elevation B - Craftsman ..... A-10  
 Plan 2 (Duet) Elevation C - Mission ..... A-11  
  
 Plan 3 Floor Plans ..... A-12  
 Plan 3 Roof Plans ..... A-13  
 Plan 3 Front Elevations ..... A-14  
 Plan 3 Elevation A - Farmhouse ..... A-15  
 Plan 3 Elevation C - Mission ..... A-16

Plan 4 Floor Plans ..... A-17  
 Plan 4 Roof Plans ..... A-18  
 Plan 4 Front Elevations ..... A-19  
 Plan 4 Elevation A - Farmhouse ..... A-20  
 Plan 4 Elevation A - Farmhouse Enhanced ..... A-21  
 Plan 4 Elevation B - Craftsman ..... A-22  
  
 Exterior Lighting ..... A-23  
 Exterior Color & Materials ..... A-24  
 Exterior Color & Materials ..... A-25

## Color & Elevation Assignments

UNIT	FLOOR PLAN	*ENHANCED ELEVATION	ELEVATION STYLE A- FARMHOUSE	ELEVATION STYLE B- CRAFTSMAN	ELEVATION STYLE C- MISSION	COLOR SCHEME
1,2	PLAN 1-DUETS (BMR)		A			1
3	PLAN 3				C	3
4,5	PLAN 2-DUETS	* UNIT 5		B		2
6,7	PLAN 2-DUETS	* UNIT 6			C	3
8	PLAN 3		A			2
9	PLAN 3				C	1
10	PLAN 4	* UNIT 10	A			2
11	PLAN 4			B		3
12	PLAN 4		A			1
13	PLAN 4			B		2
14	PLAN 4		A			3
15	PLAN 4			B		1

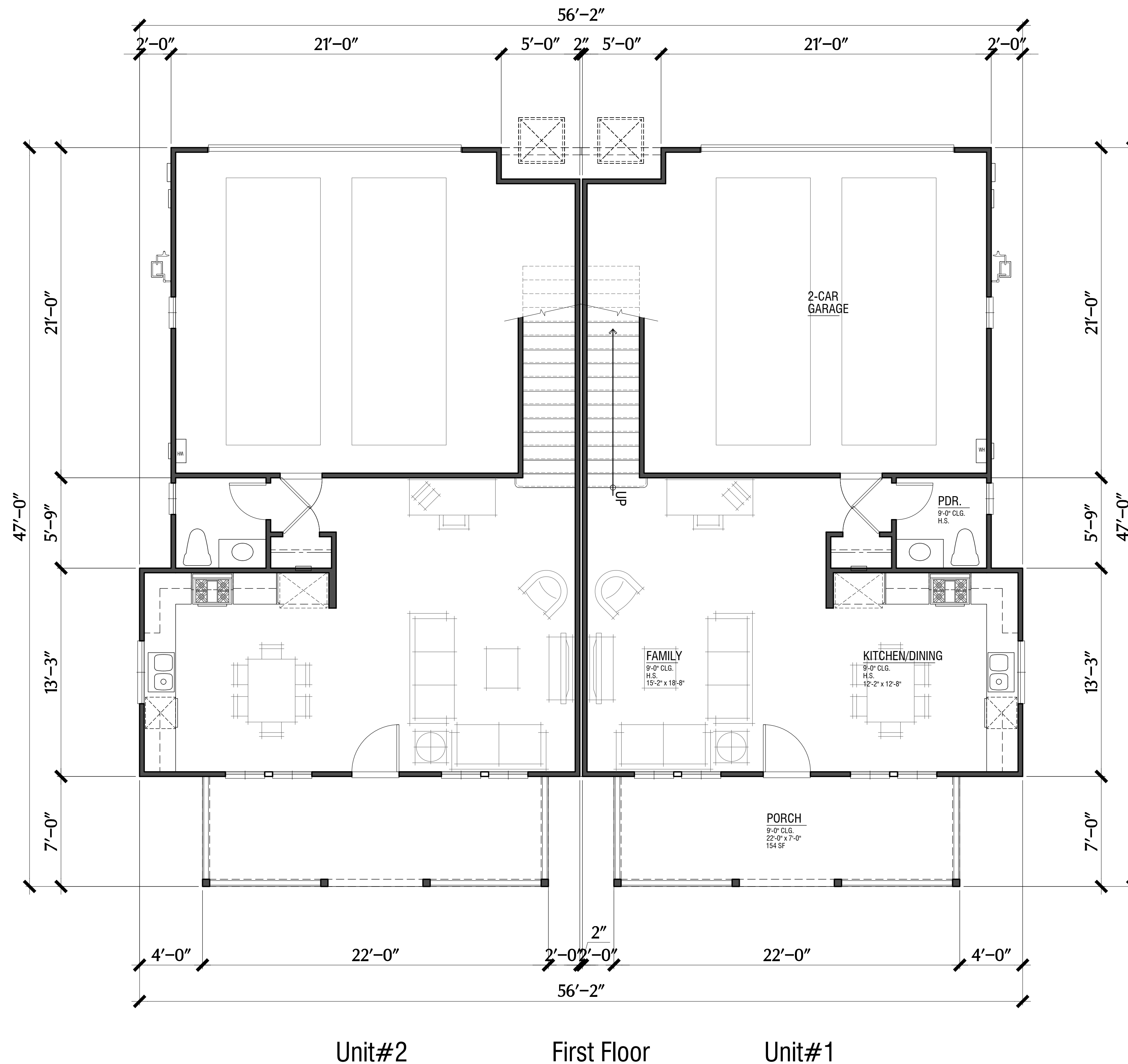
\* ENHANCED ELEVATIONS AT UNITS FACING 5TH ST. W



## Conceptual Site Plan

# HUMMINGBIRD COTTAGES

CITY OF SONOMA, CA

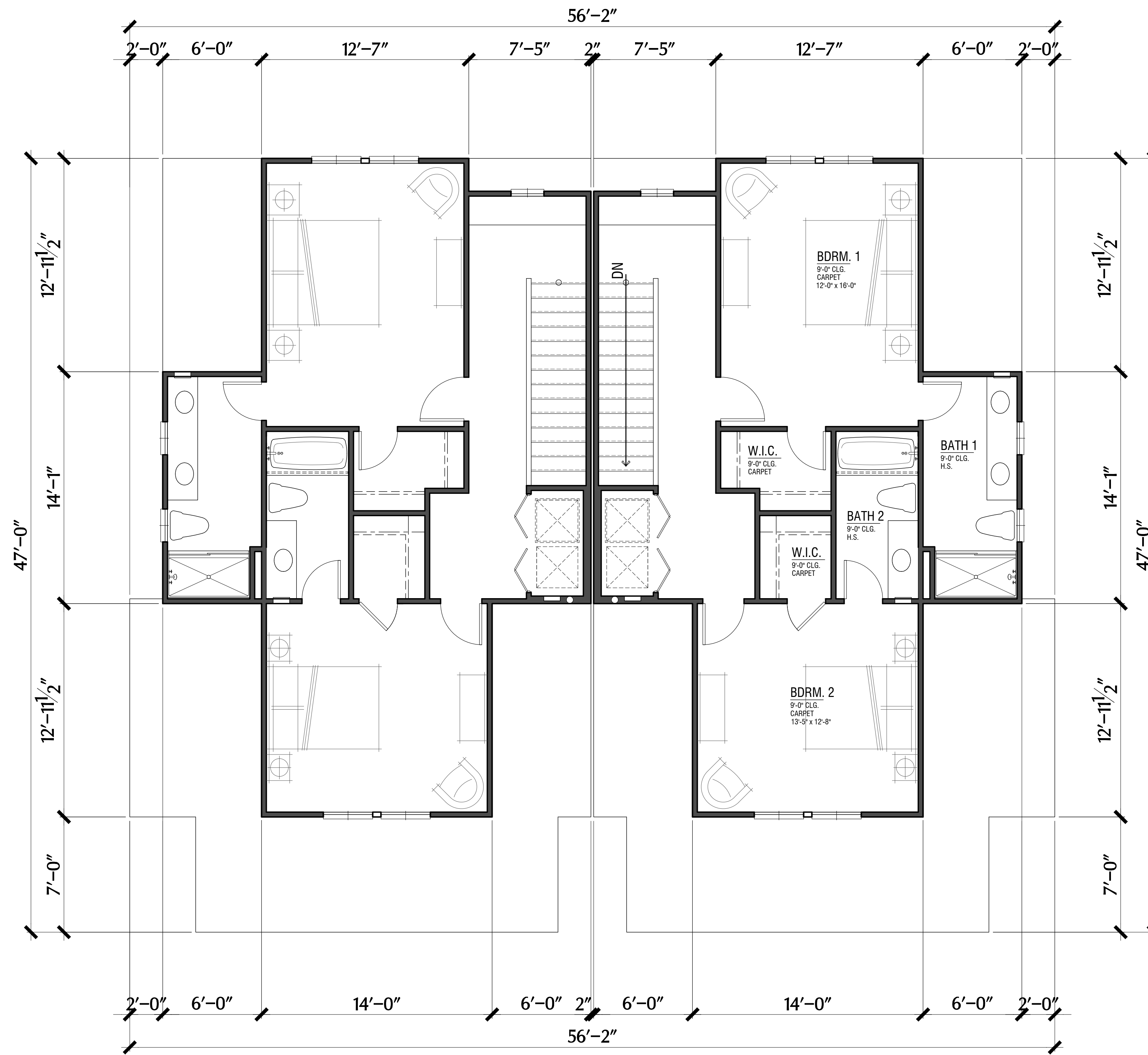


**PLAN 1 (DUET)-BMR (Units #1/2)**  
 2 Bdrm. / 2.5 Bath / 2-Car Garage

Floor Area (per unit)	
First Floor	582 SF
Second Floor <sup>a</sup>	794 SF
Subtotal	1,376 SF
Garage	477 SF
Entry Porch	154 SF
Total	2,007 SF

a. Second floor area includes 46 S.F. of area at stairs.

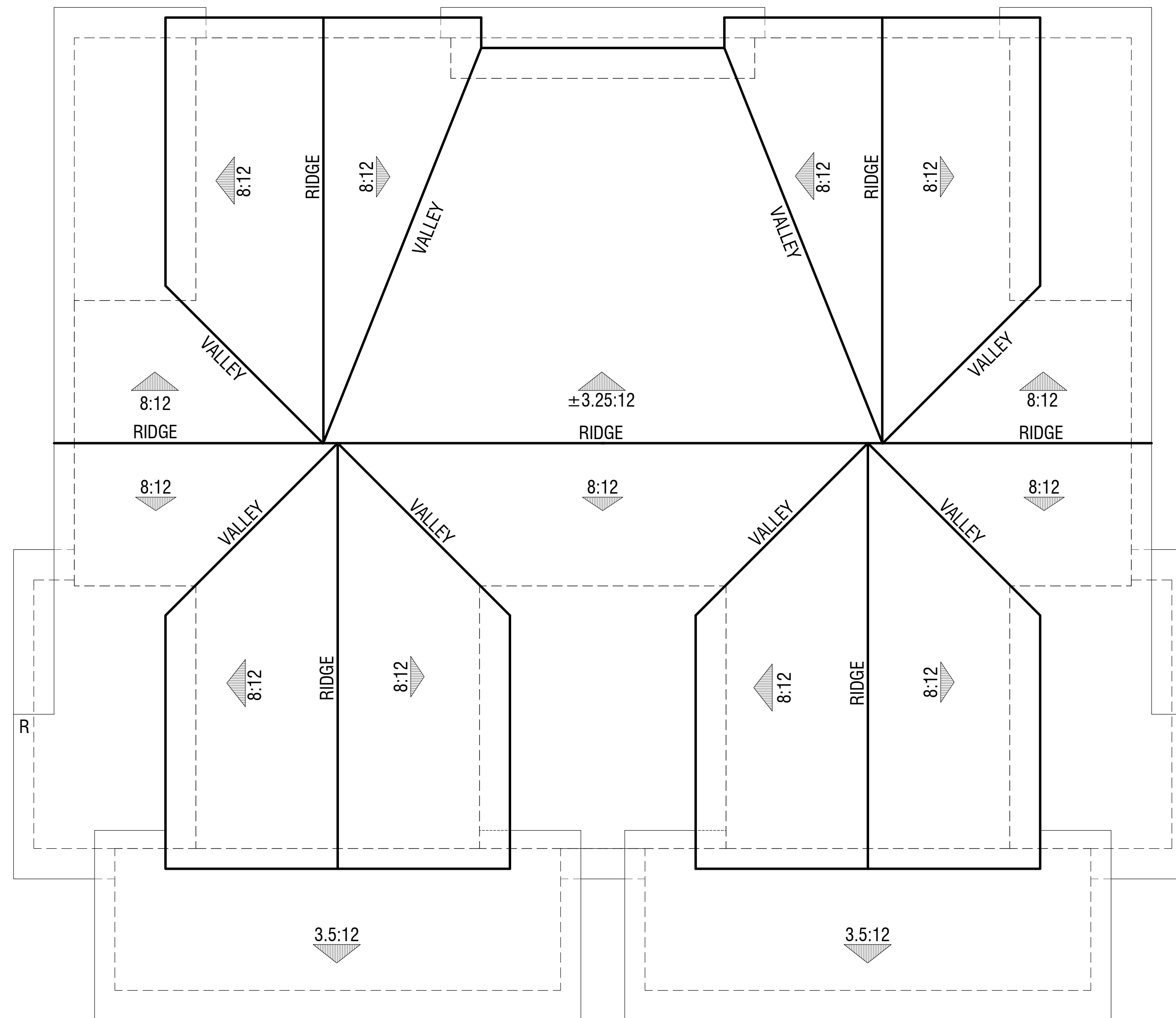
**NOTES:**  
 Per Sonoma Municipal code definition, Section 19.92, "Floor area means the total of the gross horizontal areas of all floors, excluding basements, cellars, attics, and below-grade parking, within the outer surfaces of the exterior walls of buildings, or the center lines of party walls separating buildings or portions thereof."  
 Note: Floor area noted here includes garages, porches, and stairs at both floors.



Unit#2                      Second Floor                      Unit#1

**PLAN 1 (DUET)-BMR**  
 2 Bdrm. / 2.5 Bath / 2-Car Garage

Note : Refer to sheet A1.1 for floor area.



Elevation A  
Farmhouse

**PLAN 1 (DUET)**  
Roof Plan

**HUMMINGBIRD COTTAGES**

CITY OF SONOMA, CA



Elevation A  
Farmhouse

PLAN 1 (DUET)  
Front Elevation

**HUMMINGBIRD COTTAGES**

CITY OF SONOMA, CA



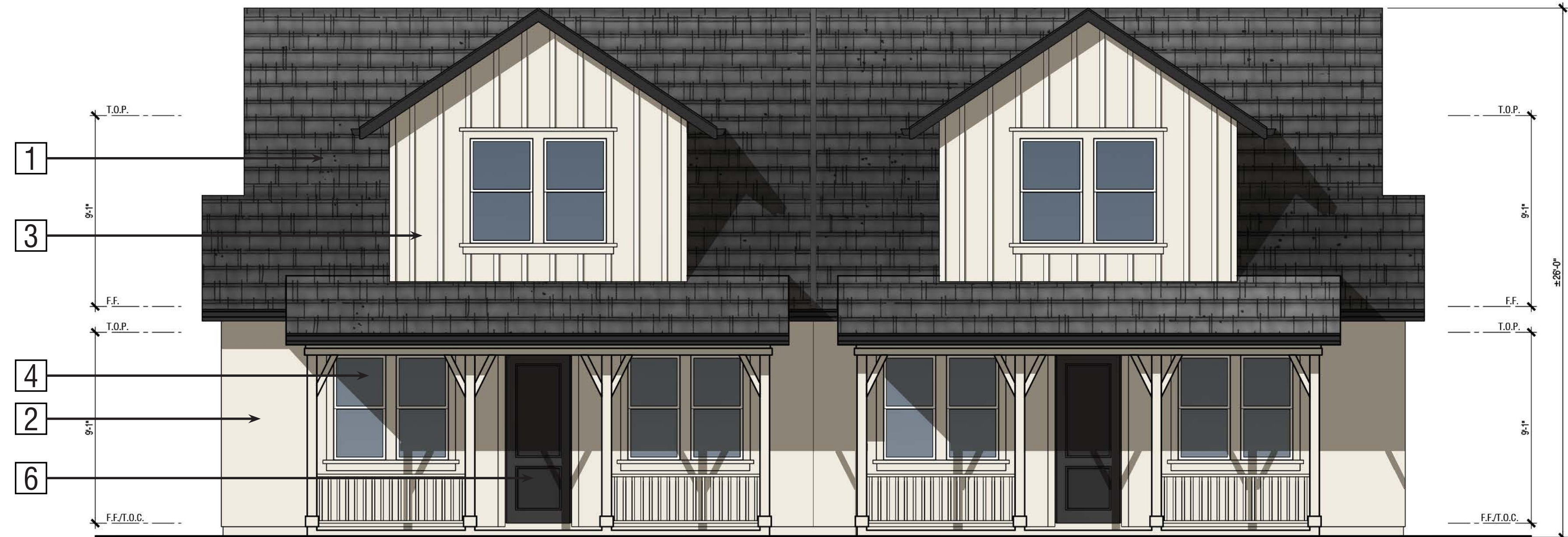
Right



Rear



Left



Front

**Exterior Materials:**

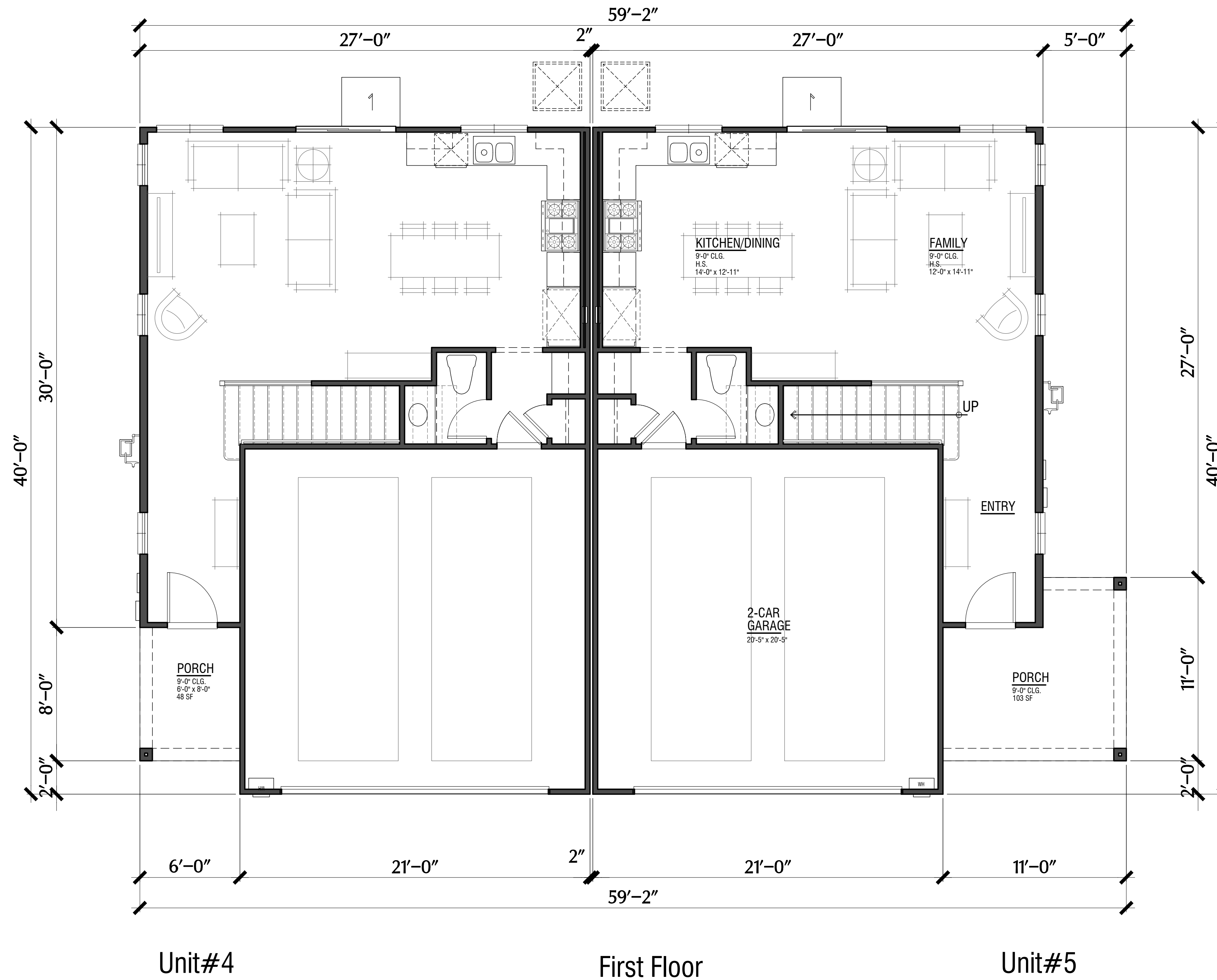
**Elevation A - Farmhouse (Color Scheme 1)**

- 1 Roof: Concrete Slate Tile Roofing
- 2 Stucco
- 3 Board and Batten: Fiber Cement
- 4 Windows: Insulated Vinyl
- 5 Garage Door: Metal Sectional Roll-Up
- 6 Entry Door: Fiberglass
- 7 Light Fixture (see specifications for detail)
- 8 Address Light

**PLAN 1 (DUET)**  
Elevation A - Farmhouse

**HUMMINGBIRD COTTAGES**

CITY OF SONOMA, CA



Floor Area (per unit)	
First Floor	590 SF
Second Floor <sup>a</sup>	1,028 SF
Subtotal	1,618 SF
Garage	433 SF
Entry Porch <sup>b</sup>	48 SF
Total	2,099 SF

a. Second floor area includes 45 S.F. of area at stairs.  
b. Porch area noted for craftsman standard porch only. Enhanced corner porch area not noted in the table above.

NOTES:  
Per Sonoma Municipal code definition, Section 19.92, "Floor area means the total of the gross horizontal areas of all floors, excluding basements, cellars, attics, and below-grade parking, within the outer surfaces of the exterior walls of buildings, or the center lines of party walls separating buildings or portions thereof."  
Note: Floor area noted here includes garages, porches, and stairs at both floors.

**PLAN 2 DUET (Units#4/5,6/7)**  
3 Bdrm. / 2.5 Bath / 2-Car Garage

Note: "Craftsman" Floor Plan shown only



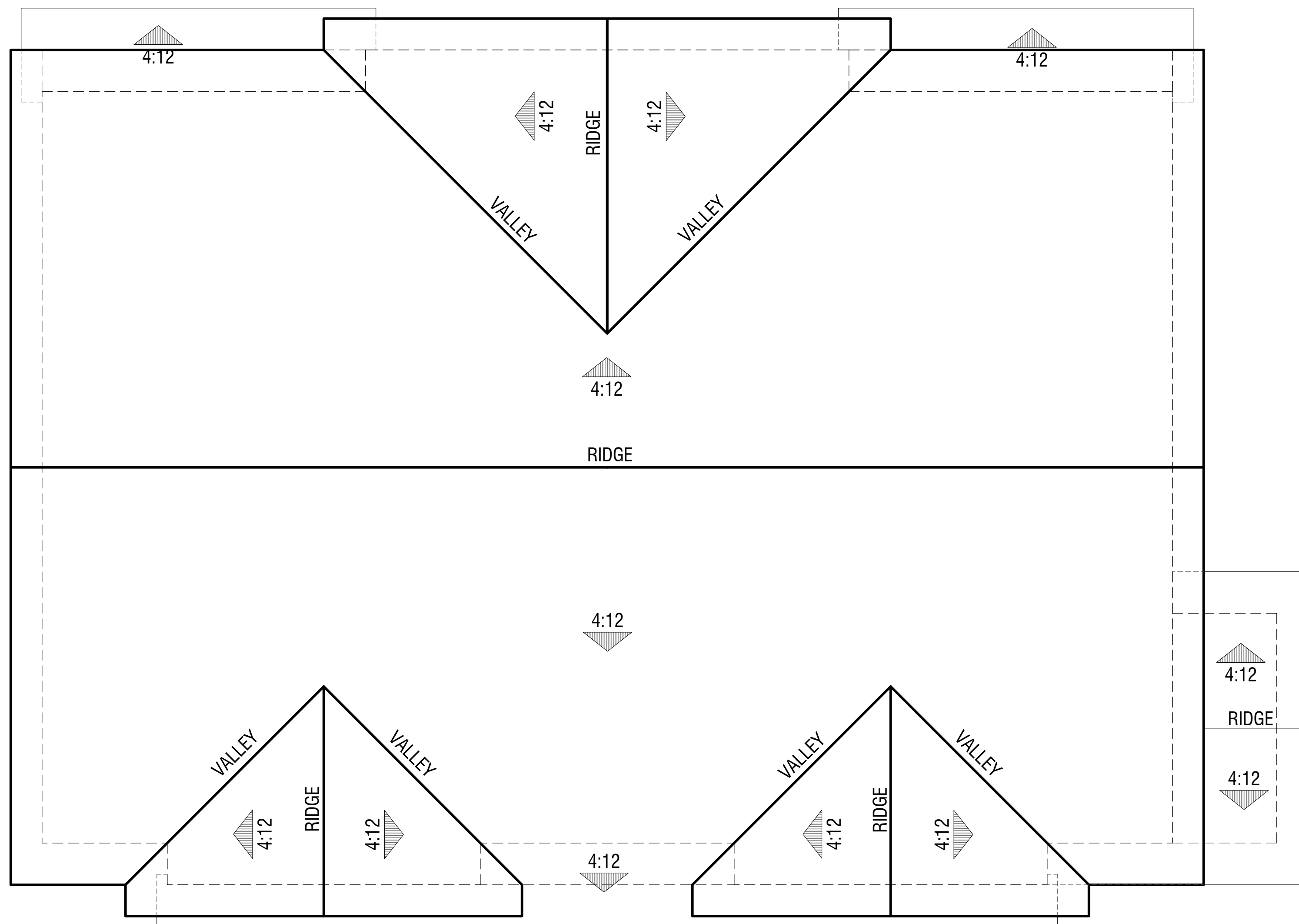


Second Floor

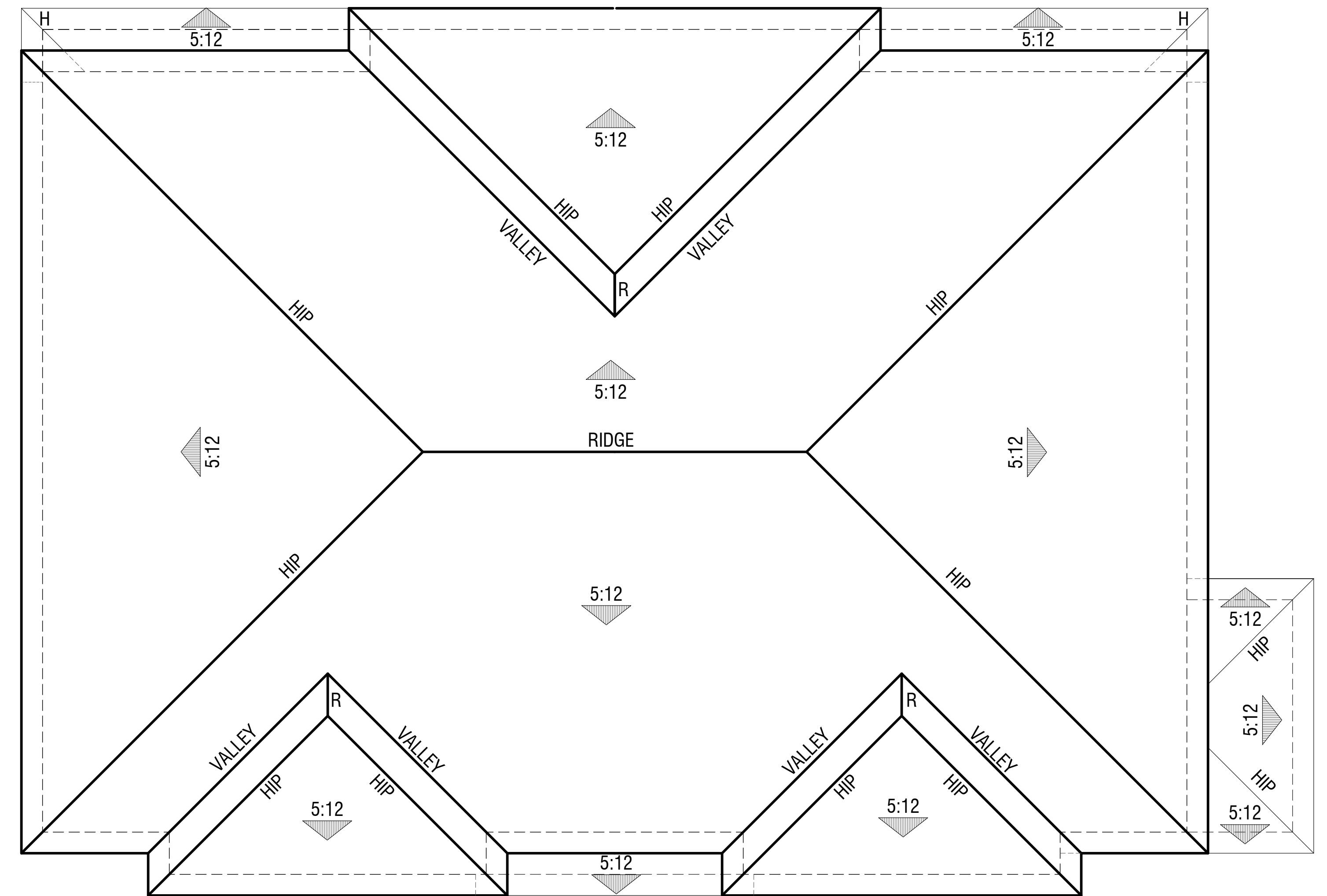
**PLAN 2 (DUET)**  
3 Bdrm. / 2.5 Bath / 2-Car Garage

Note: "Craftsman" Floor Plan shown only

Note : Refer to sheet A2.1 for floor area.



Elevation B  
Craftsman



Elevation C  
Mission

**PLAN 2 (DUET)**  
Roof Plans

**HUMMINGBIRD COTTAGES**  
CITY OF SONOMA, CA

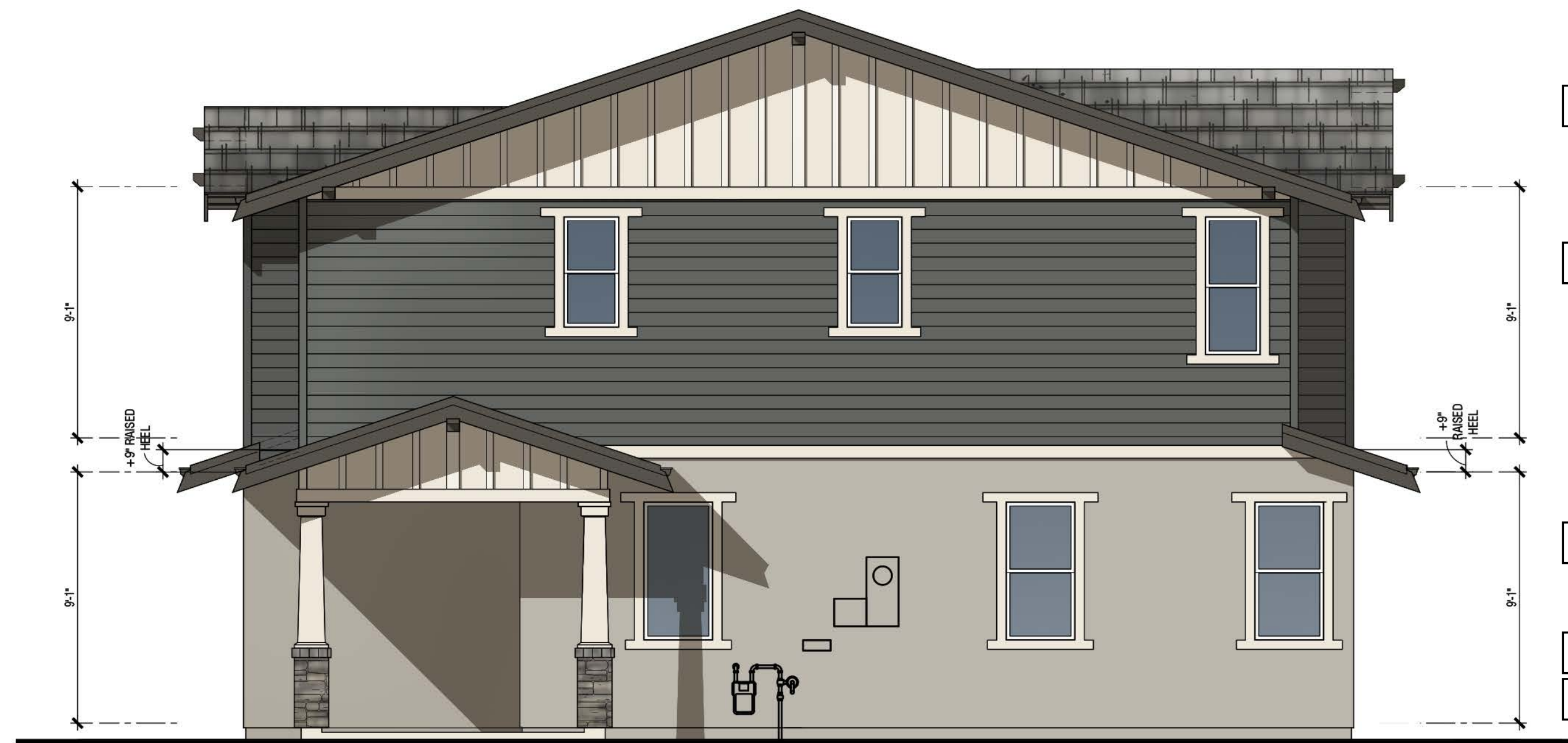


Elevation B  
Craftsman



Elevation C  
Mission

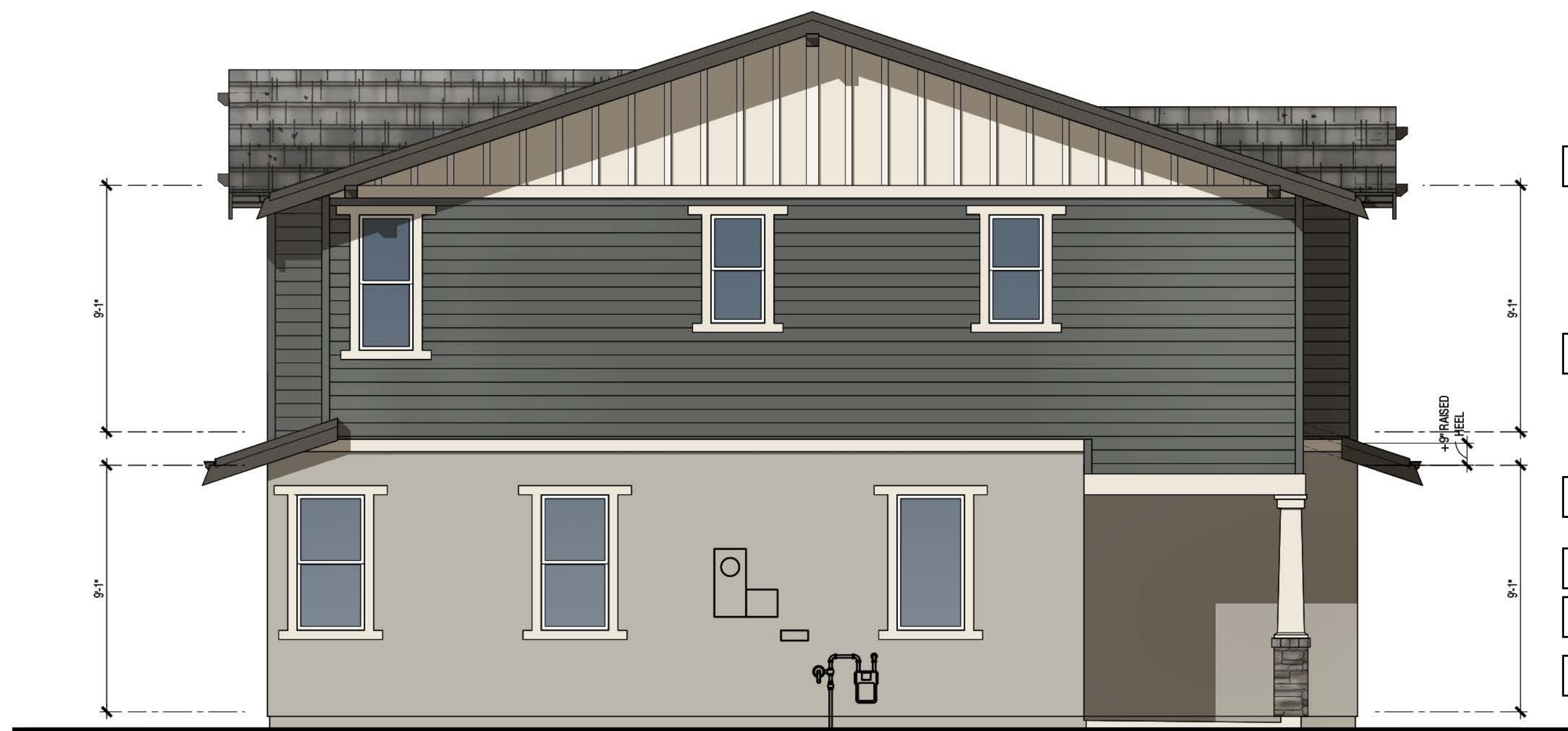
PLAN 2 (DUET)  
Front Elevations



Right



Rear



Left



Front

**Exterior Materials:**

**Elevation B - Craftsman (Color Scheme 2)**

- |  |  |
|--|--|
| 1 Roof: Concrete Shake Tile Roofing              | 7 Windows: Insulated Vinyl                       |
| 2 Stucco   | 8 Garage Door: Metal Sectional Roll-Up           |
| 3 Lap Siding: Fiber Cement                       | 9 Entry Door: Fiberglass                         |
| 4 Board and Batten Gable Treatment: Fiber Cement | 10 Light Fixture (see specifications for detail) |
| 5 Manufactured Stone Veneer                      | 11 Address Light                                 |
| 6 Brick Cap                                      |  |

**PLAN 2 (DUET)**  
Elevation B - Craftsman

**HUMMINGBIRD COTTAGES**

CITY OF SONOMA, CA

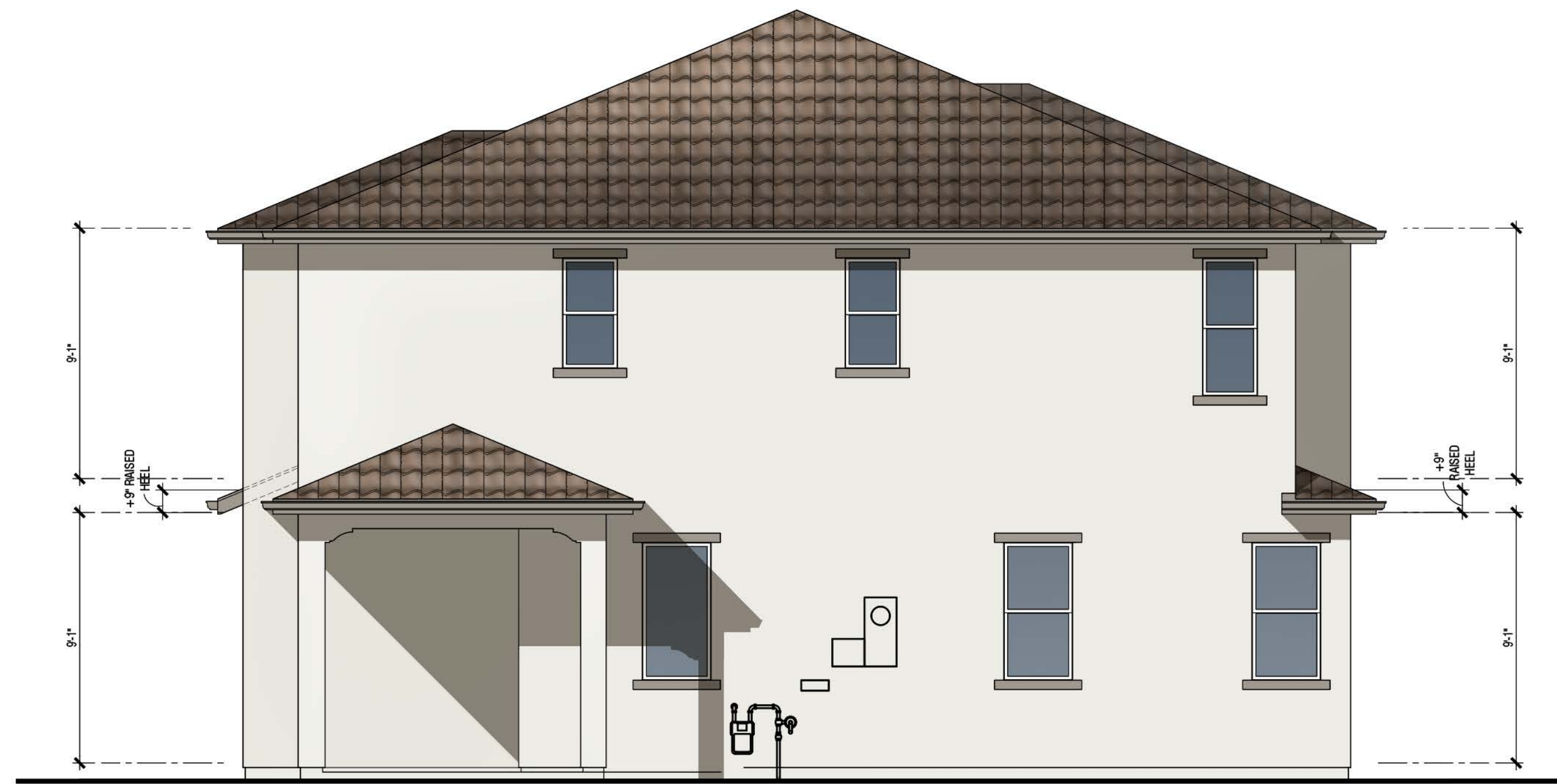


A-10  
0 2 4 8

ARCHITECTS . PLANNERS . DESIGNERS



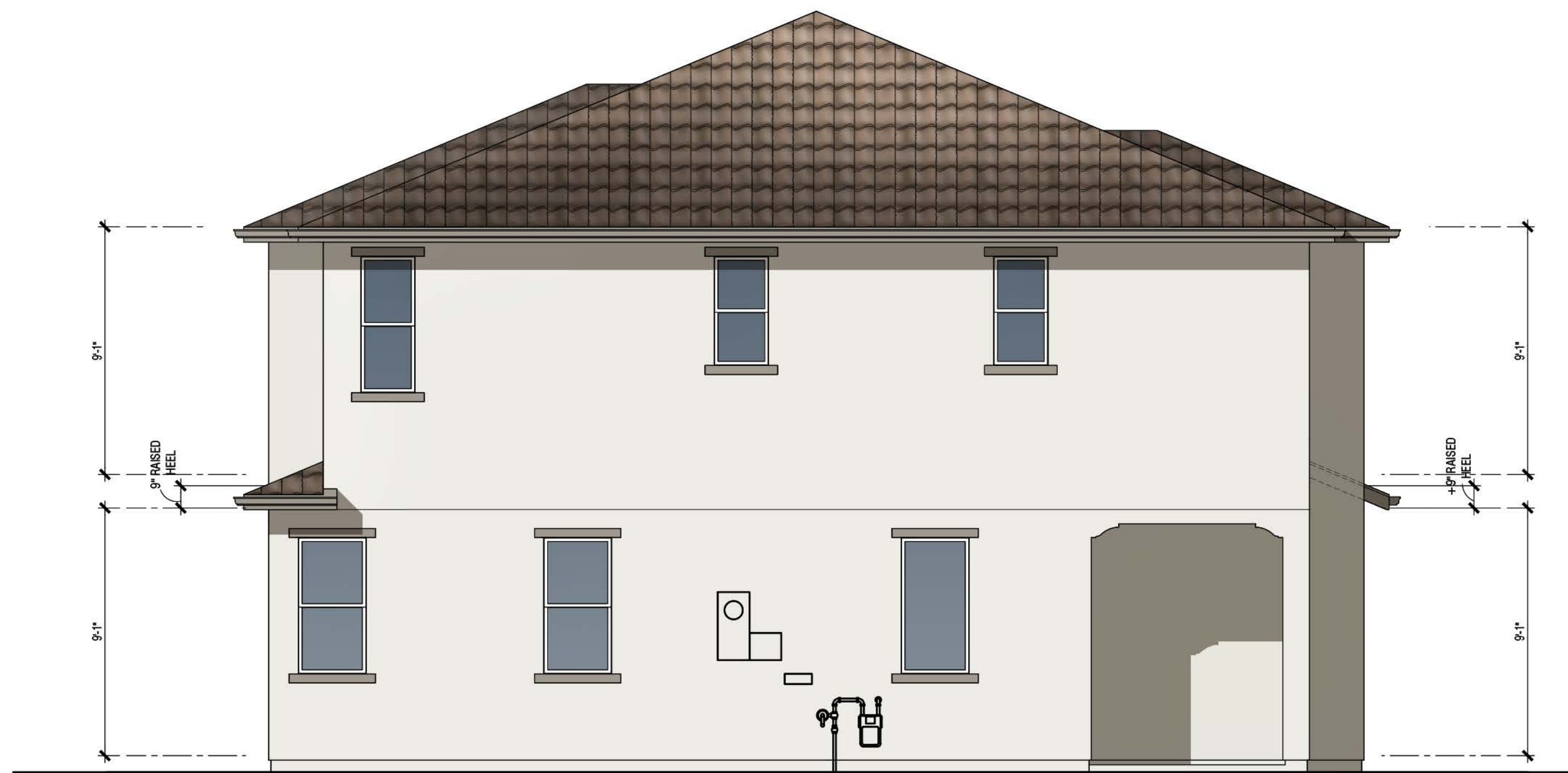
ORANGE COUNTY . LOS ANGELES . BAY AREA



Right



Rear



Left



Front

**Exterior Materials:**

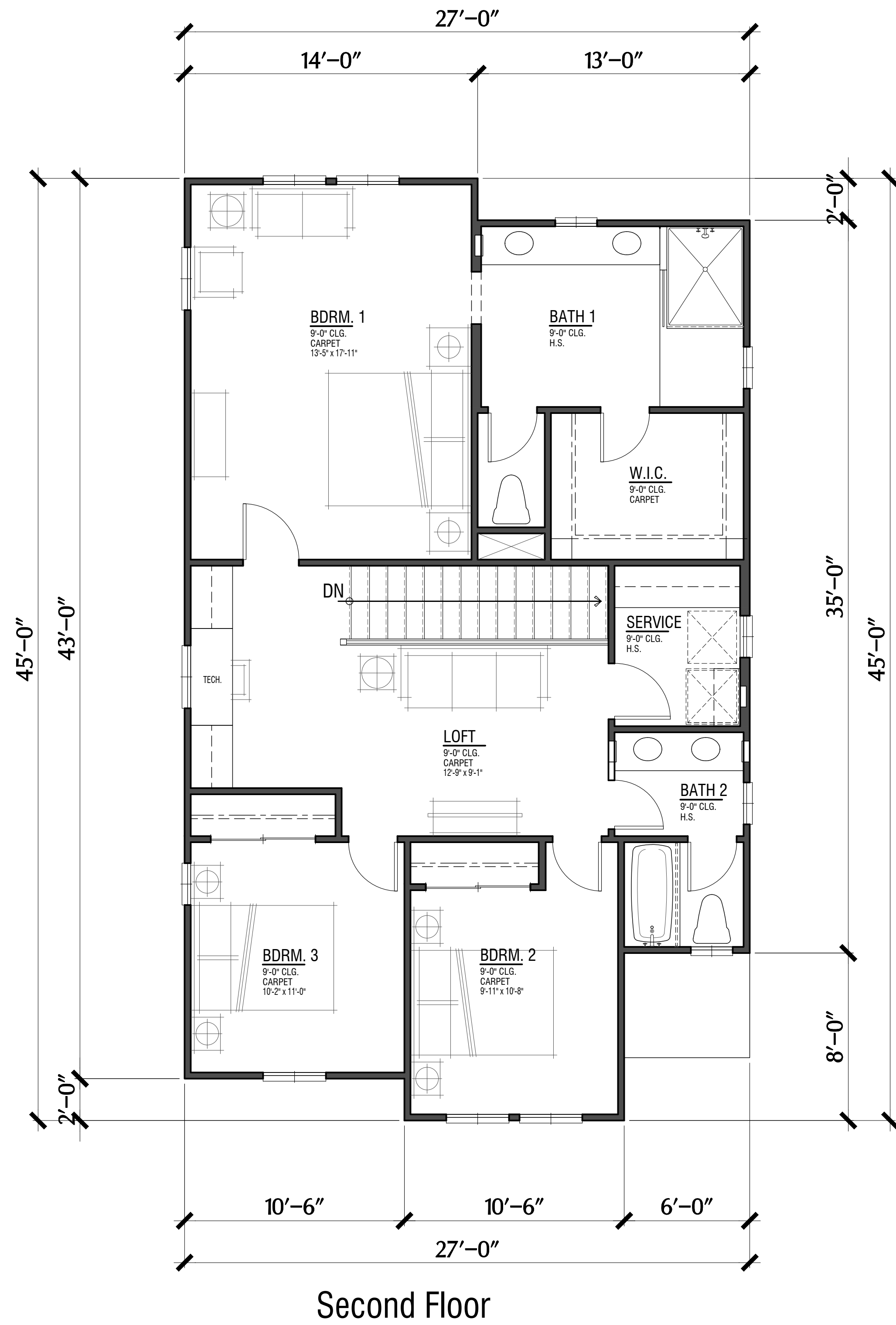
**Elevation C - Mission (Color Scheme 3)**

- 1 Roof: Concrete 'S' Tile Roofing
- 2 Stucco
- 3 Windows: Insulated Vinyl
- 4 Garage Door: Metal Sectional Roll-Up
- 5 Entry Door: Fiberglass
- 6 Shutters: Decorative Foam
- 7 Light Fixture (see specifications for detail)
- 8 Address Light

**PLAN 2 (DUET)**  
Elevation C - Mission

**HUMMINGBIRD COTTAGES**

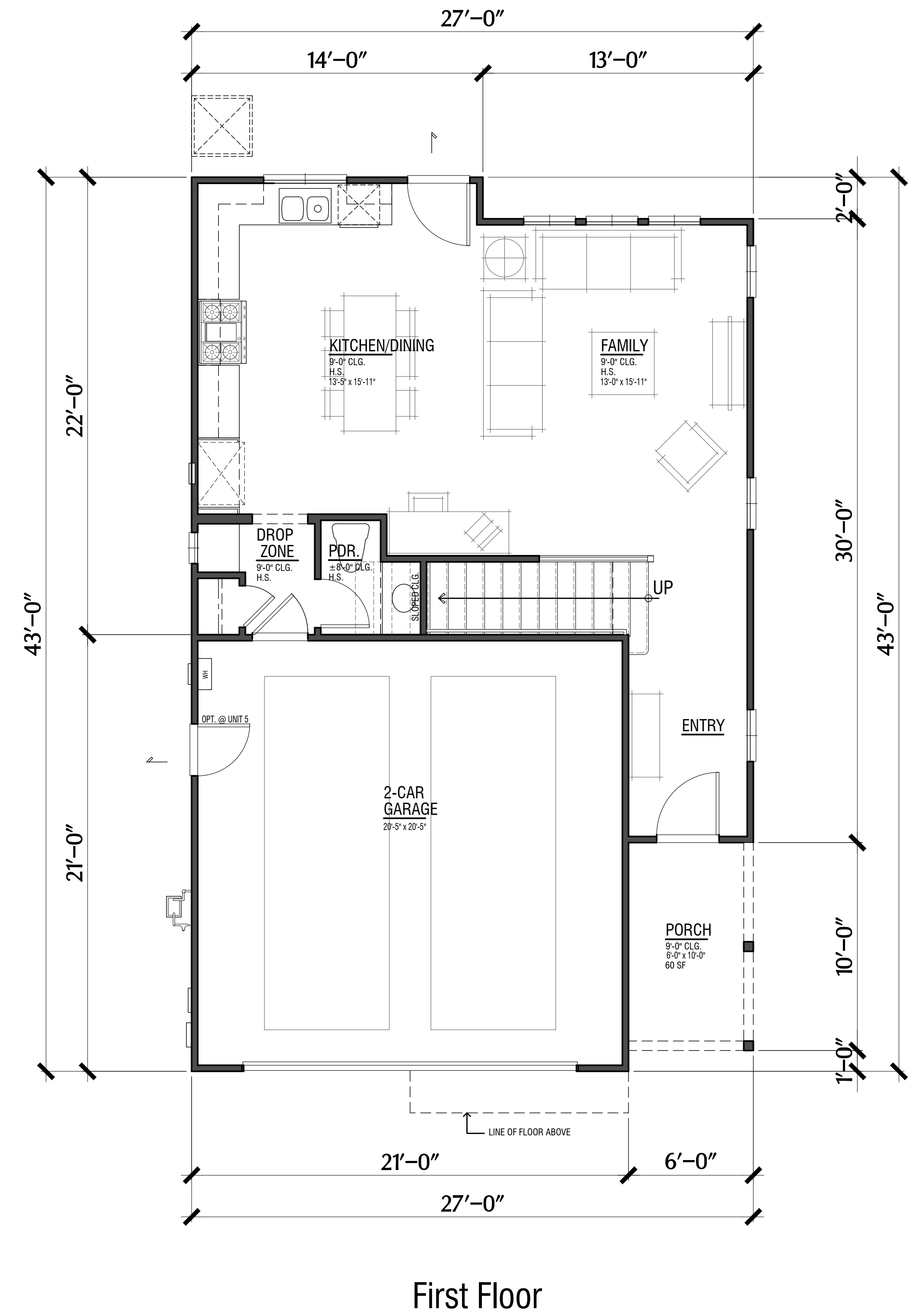
CITY OF SONOMA, CA



Floor Area (per unit)	
First Floor	637 SF
Second Floor <sup>a</sup>	1,120 SF
Subtotal	1,757 SF
Garage	432 SF
Entry Porch <sup>b</sup>	60 SF
Total	2,249 SF

a. Second floor area includes 43 S.F. of area at stairs.  
 b. Porch area noted for farmhouse porch only.

**NOTES:**  
 Per Sonoma Municipal code definition, Section 19.92, "Floor area means the total of the gross horizontal areas of all floors, excluding basements, cellars, attics, and below-grade parking, within the outer surfaces of the exterior walls of buildings, or the center lines of party walls separating buildings or portions thereof."  
 Note: Floor area noted here includes garages, porches, and stairs at both floors.

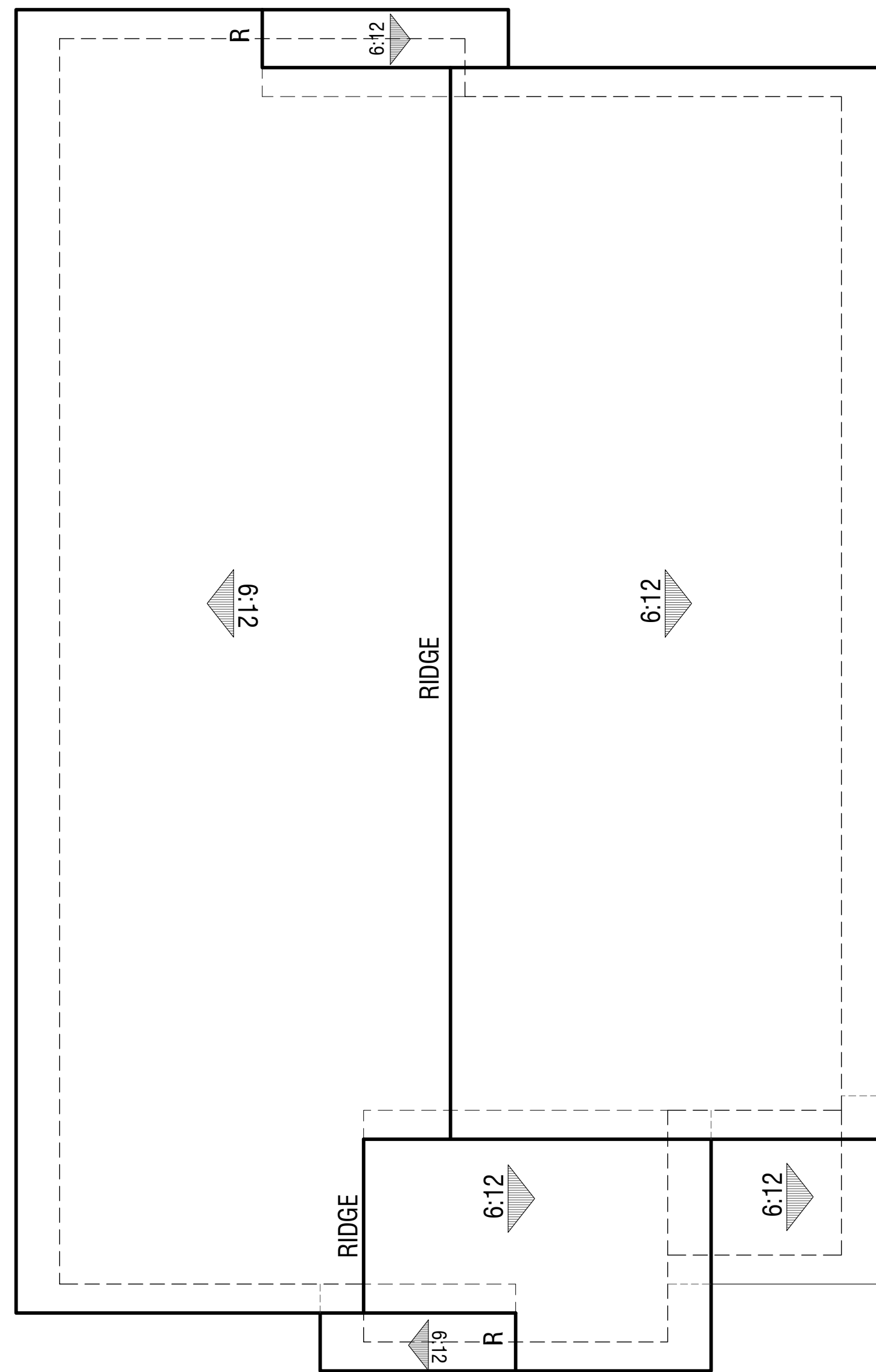


Note: "Farmhouse" Floor Plan shown only

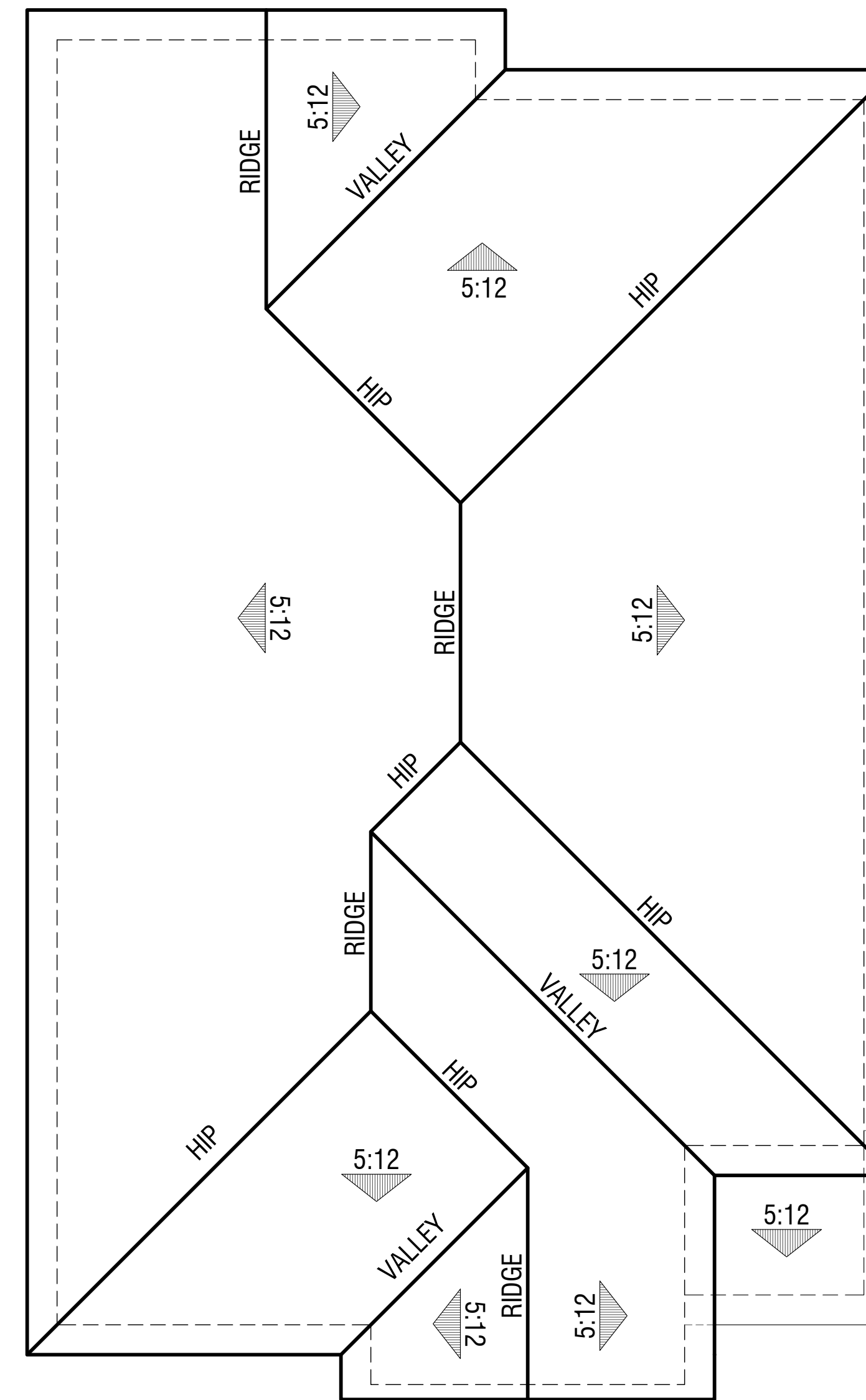
## PLAN 3 (Units #3,8,9)

3 Bdrm. / 2.5 Bath / 2-Car Garage

**HUMMINGBIRD COTTAGES**  
 CITY OF SONOMA, CA



Elevation A  
Farmhouse



Elevation C  
Mission

**PLAN 3**  
Roof Plans

**HUMMINGBIRD COTTAGES**

CITY OF SONOMA, CA



Elevation A  
Farmhouse



Elevation C  
Mission

PLAN 3  
Front Elevations





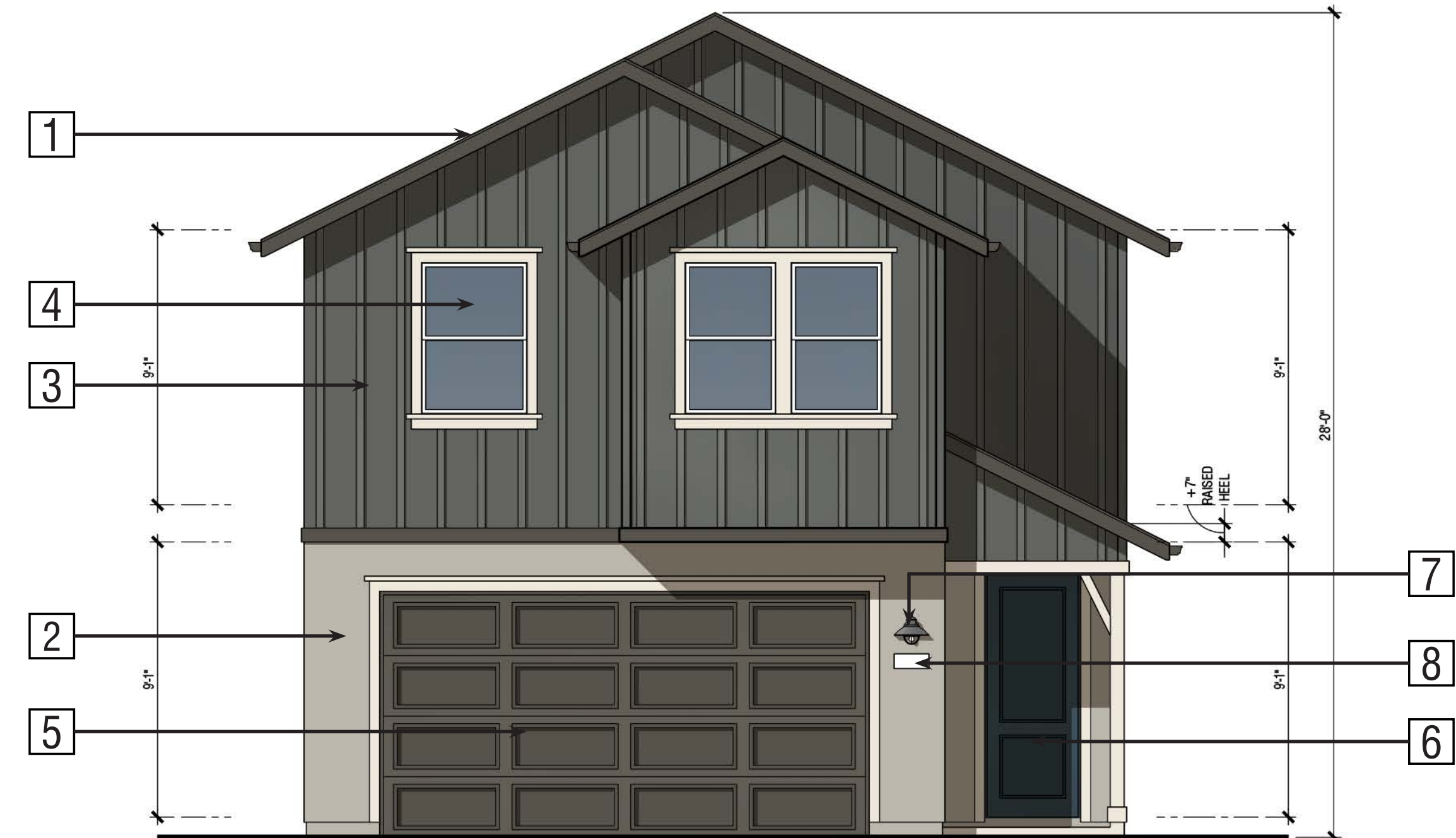
Right



Rear



Left



Front

**Exterior Materials:**

**Elevation A - Farmhouse (Color Scheme 2)**

- 1 Roof: Concrete Slate Tile Roofing
- 2 Stucco
- 3 Board and Batten: Fiber Cement
- 4 Windows: Insulated Vinyl
- 5 Garage Door: Metal Sectional Roll-Up
- 6 Entry Door: Fiberglass
- 7 Light Fixture (see specifications for detail)
- 8 Address Light

**PLAN 3**  
Elevation A - Farmhouse

**HUMMINGBIRD COTTAGES**

CITY OF SONOMA, CA



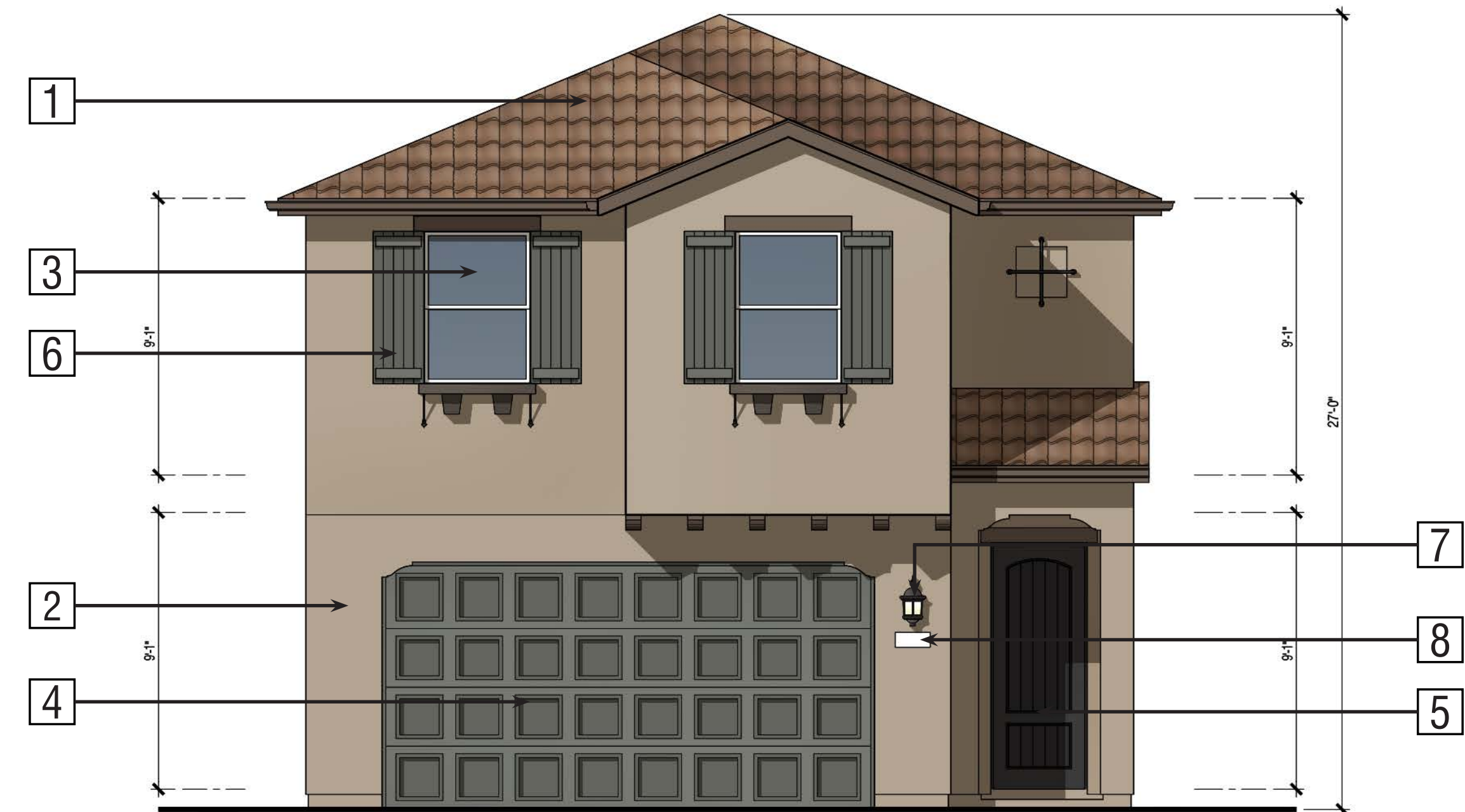
Right



Rear



Left



Front

**Exterior Materials:**

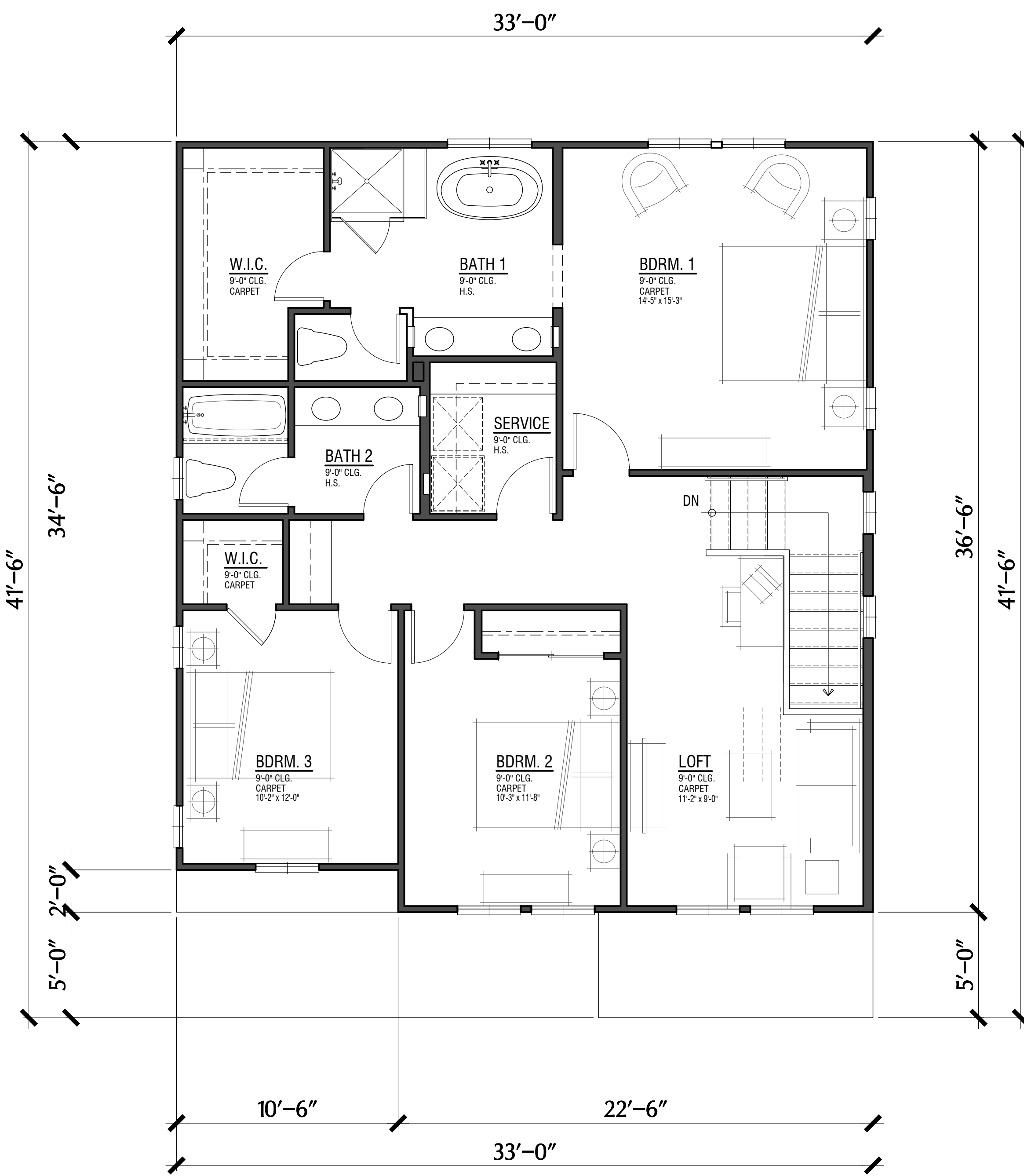
**Elevation C - Mission (Color Scheme 1)**

- |   |  |
|---|--|
| 1] Roof: Concrete 'S' Tile Roofing      | 5] Entry Door: Fiberglass                        |
| 2] Stucco                               | 6] Shutters: Decorative Foam                     |
| 3] Windows: Insulated Vinyl             | 7] Light Fixture (see specifications for detail) |
| 4] Garage Door: Metal Sectional Roll-Up | 8] Address Light                                 |

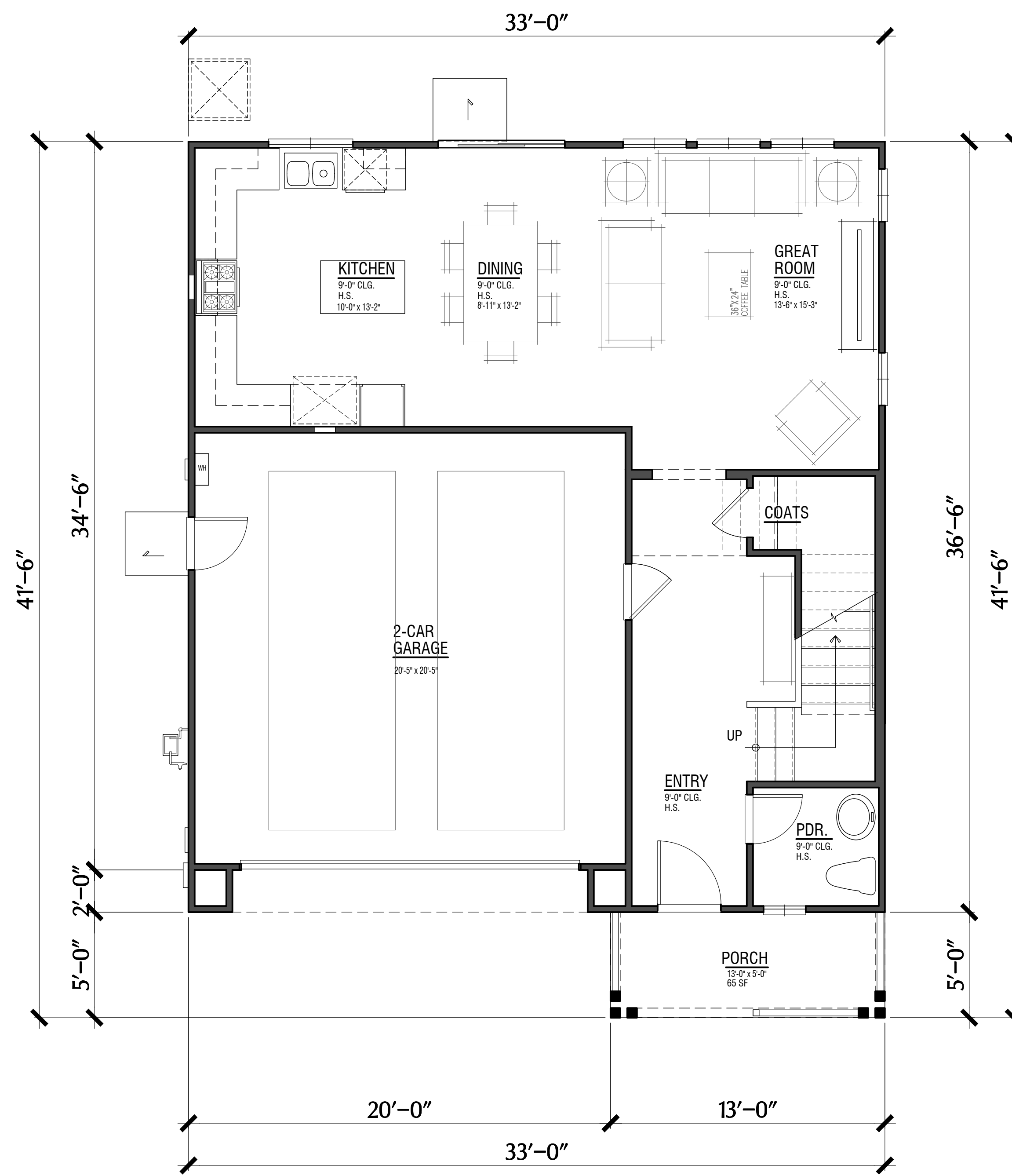
**PLAN 3**  
Elevation C - Mission

**HUMMINGBIRD COTTAGES**

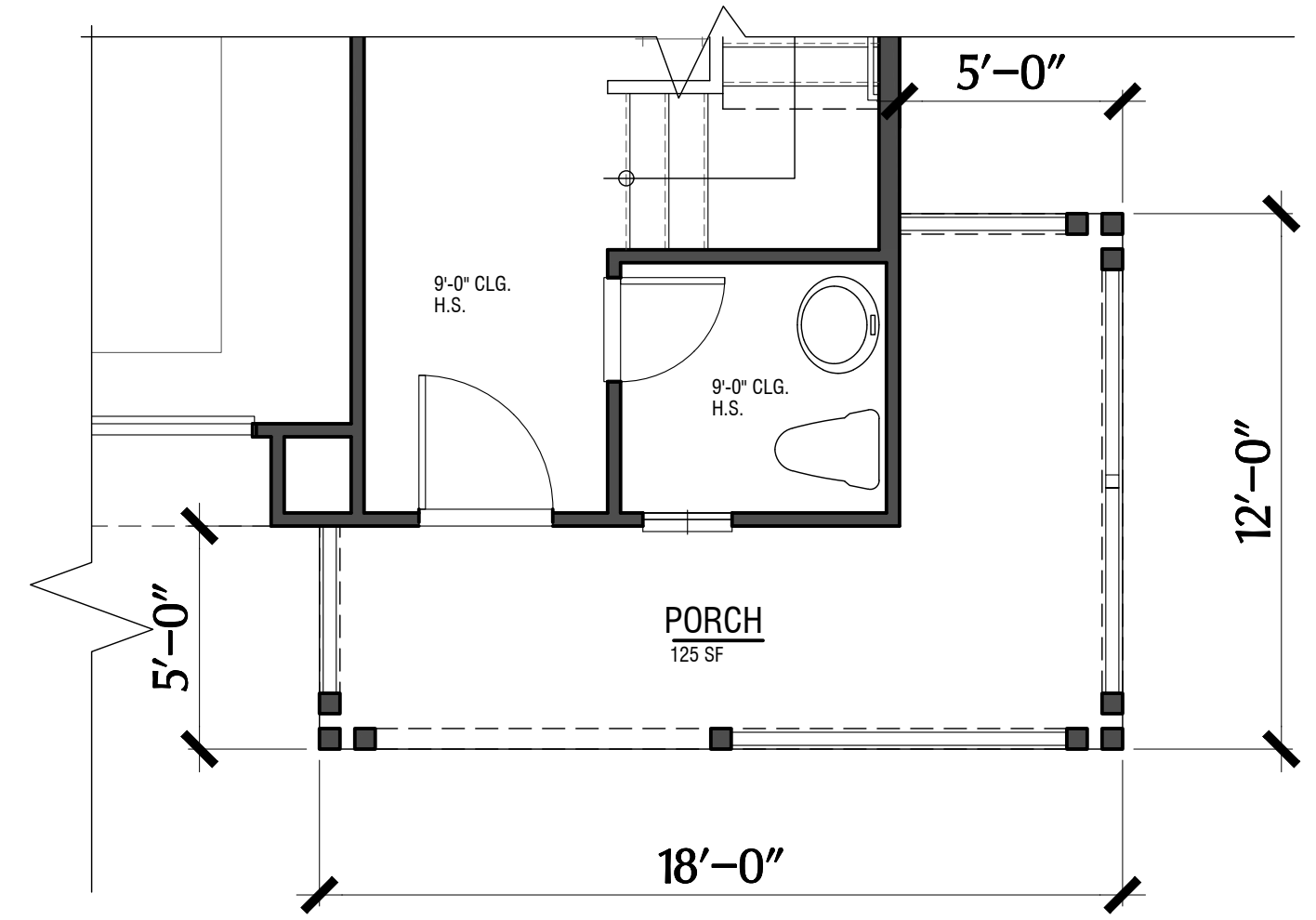
CITY OF SONOMA, CA



Second Floor



First Floor



First Floor w/ Enhanced Corner Porch (Unit#10)

Floor Area (per unit)	
First Floor	734 SF
Second Floor <sup>a</sup>	1,184 SF
Subtotal	1,918 SF
Garage	437 SF
Entry Porch	65 SF
Total	2,420 SF

a. Second floor area includes 57 S.F. of area at stairs.  
 b. Porch area noted for farmhouse standard porch only. Enhanced corner porch area not noted in the table above.

**NOTES:**  
 Per Sonoma Municipal code definition, Section 19.92, "Floor area means the total of the gross horizontal areas of all floors, excluding basements, cellars, attics, and below-grade parking, within the outer surfaces of the exterior walls of buildings, or the center lines of party walls separating buildings or portions thereof."  
 Note: Floor area noted here includes garages, porches, and stairs at both floors.

Note: "Farmhouse" Floor Plan shown only

**PLAN 4 (Units#10,11,12,13,14,15)**  
 3 Bdrm. / 2.5 Bath / 2-Car Garage / Loft

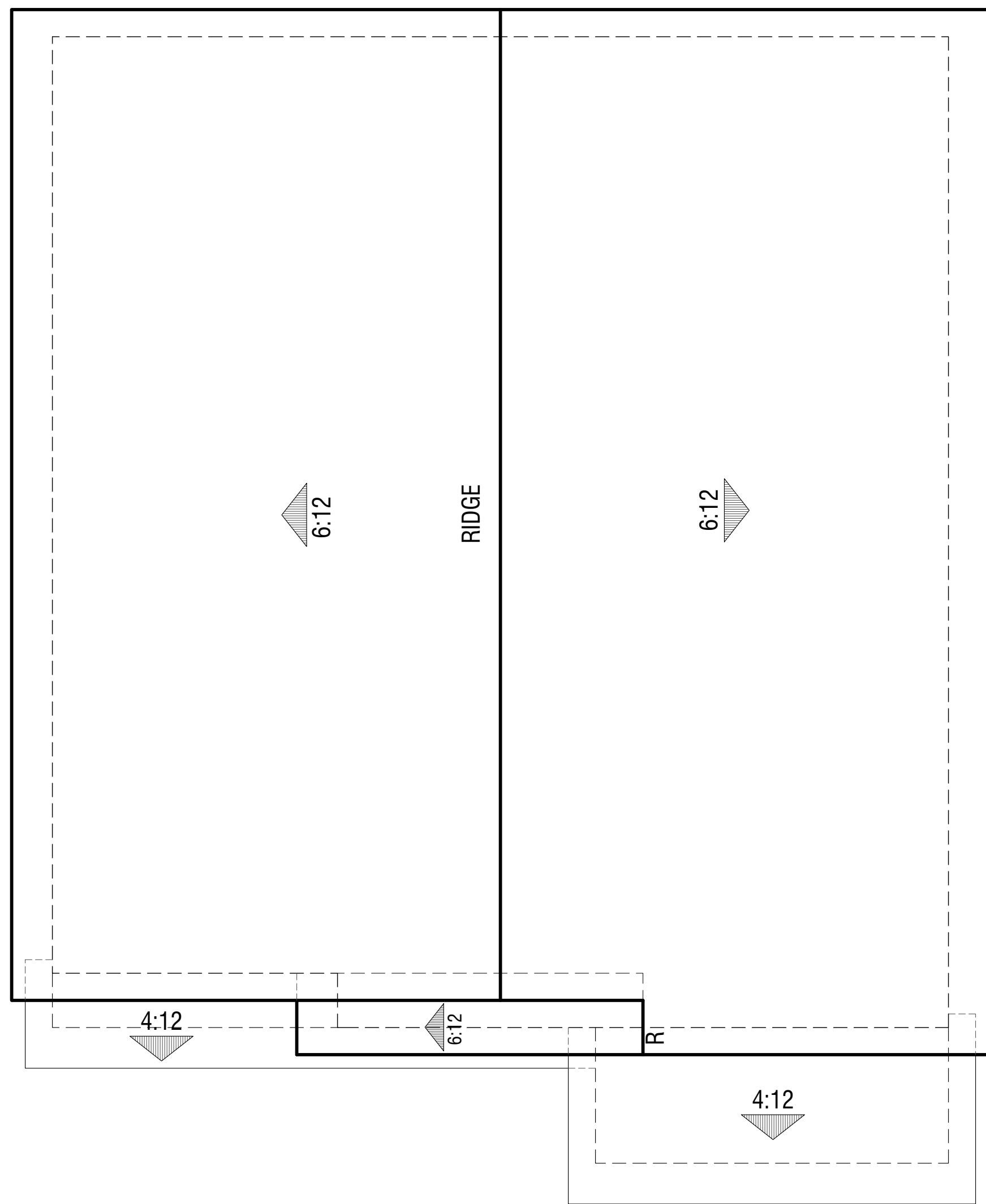


**HUMMINGBIRD COTTAGES**

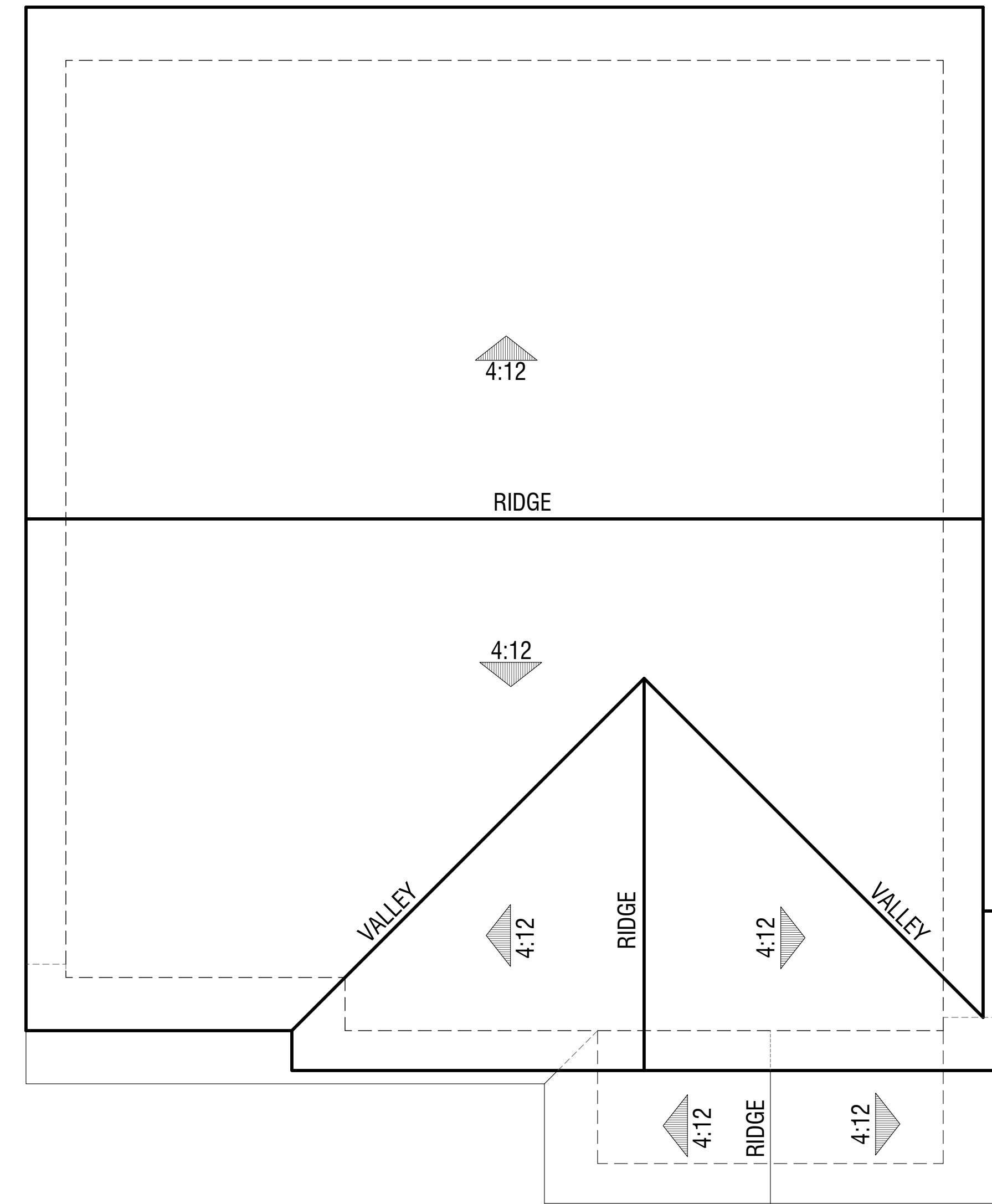
CITY OF SONOMA, CA

A-17  
 0 2 4 8





Elevation A  
Farmhouse



Elevation B  
Craftsman

**PLAN 4**  
Roof Plans

**HUMMINGBIRD COTTAGES**

CITY OF SONOMA, CA



Elevation A  
Farmhouse



Elevation B  
Craftsman

PLAN 4  
Front Elevations



Right



Rear



Left



Front

**Exterior Materials:**

**Elevation A - Farmhouse (Color Scheme 3)**

- 1 Roof: Concrete Slate Tile Roofing
- 2 Stucco
- 3 Board and Batten: Fiber Cement
- 4 Windows: Insulated Vinyl
- 5 Garage Door: Metal Sectional Roll-Up
- 6 Entry Door: Fiberglass
- 7 Light Fixture (see specifications for detail)
- 8 Address Light

**PLAN 4**  
Elevation A - Farmhouse

**HUMMINGBIRD COTTAGES**

CITY OF SONOMA, CA



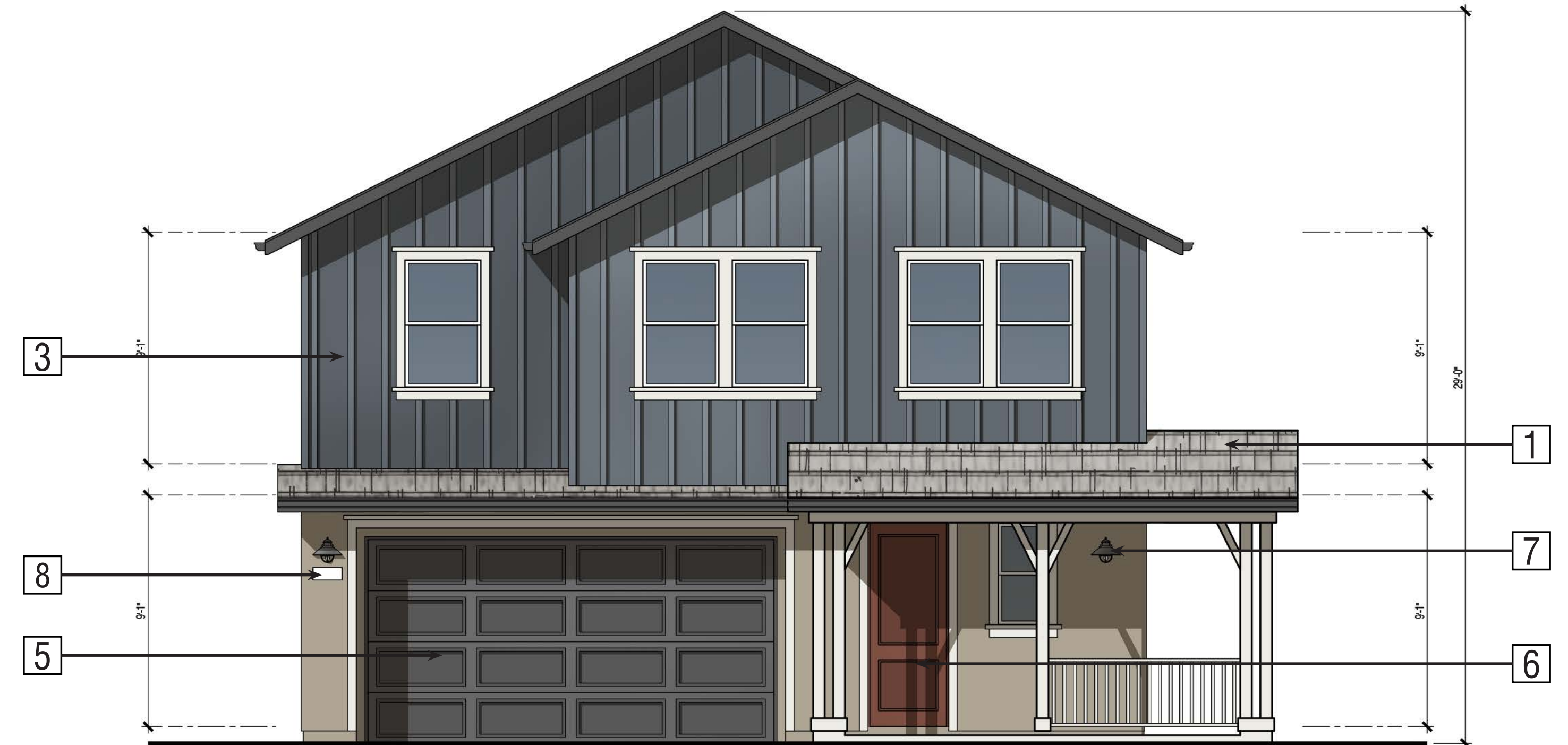
Right



Rear



Left



Front

**Exterior Materials:**

**Elevation A - Farmhouse (Color Scheme 3)**

- 1 Roof: Concrete Slate Tile Roofing
- 2 Stucco
- 3 Board and Batten: Fiber Cement
- 4 Windows: Insulated Vinyl
- 5 Garage Door: Metal Sectional Roll-Up
- 6 Entry Door: Fiberglass
- 7 Light Fixture (see specifications for detail)
- 8 Address Light

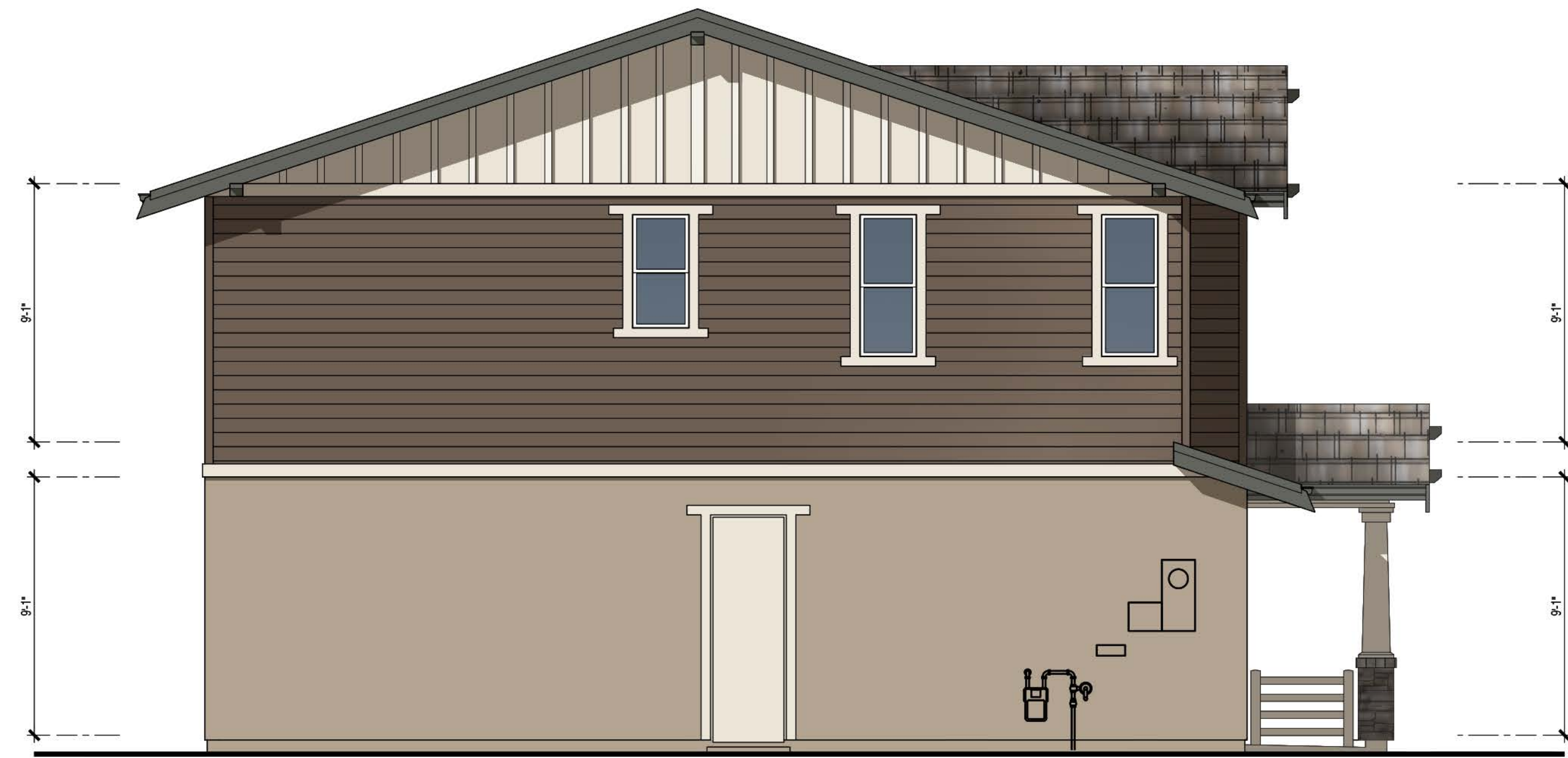
**PLAN 4 - Enhanced Corner Porch (Unit #10)**  
Elevation A - Farmhouse




Right



Rear



Left



Front

**Exterior Materials:**

**Elevation B - Craftsman (Color Scheme 1)**

- 1 Roof: Concrete Shake Tile Roofing
- 2 Stucco
- 3 Lap Siding: Fiber Cement
- 4 Board and Batten Gable Treatment: Fiber Cement
- 5 Manufactured Stone Veneer
- 6 Brick Cap
- 7 Windows: Insulated Vinyl
- 8 Garage Door: Metal Sectional Roll-Up
- 9 Entry Door: Fiberglass
- 10 Light Fixture (see specifications for detail)
- 11 Address Light

**PLAN 4**  
Elevation B - Craftsman

**HUMMINGBIRD COTTAGES**

CITY OF SONOMA, CA





Elevation A  
Farmhouse

Manufacturer: Progress Lighting  
Product Name: District Collection  
(One Light Outdoor Wall Lantern)  
Product Number: P5623-20  
Finish: Antique Bronze  
Dimensions: W: 12" H 10 1/2"



Elevation B  
Craftsman

Manufacturer: Progress Lighting  
Product Name: Callahan Collection  
(One Light Outdoor Wall Lantern)  
Product Number: P560053-103-30  
Finish: Antique Pewter  
Dimensions: W: 7" H 11"



Elevation C  
Mission

Manufacturer: Progress Lighting  
Product Name: Westport Collection  
(One Light Outdoor Wall Lantern)  
Product Number: P5862-31WB  
Finish: Black Finish, Etched Seeded Glass  
Dimensions: W 7" x H 13"

## Exterior Lighting

# Color Scheme #1



## HUMMINGBIRD COTTAGES

City of Sonoma, California  
 DENOVA HOMES  
 July 14, 2021 | 2020399

SCHEME 1  
 All Buildings



### Exterior Color & Materials

SCHEME 1 OF 3 ALL BUILDINGS

Material	Color	Manufacturer
Roofing @ Elevation 'A' Farmhouse: Concrete Slate Tile	4503 Sierra Madre Ref: .11 Emi: .92 A.SRI: 10 CRRC: 0918-0111	Eagle
Flashing @ Duet 'A' Farmhouse Roof	SW 7674 Peppercorn	Sherwin Williams
Roofing @ Elevation 'B' Craftsman: Concrete Shake Tile	5810 Avondale Blend Ref: .13 Emi: .95 A.SRI: 15 CRRC: 0918-0094	Eagle
Flashing @ Duet 'B' Craftsman Roof	SW 7515 Homestead Brown	Sherwin Williams
Roofing @ Elevation 'C' Mission: Concrete 'S' Tile	3578 Ramona Ref: .15 Emi: .93 A.SRI: 17 CRRC: 0918-0034	Eagle
Metal Bird Stop @ 'C' Mission Roof (factory finish)	Black	Eagle
Flashing @ Duet 'C' Mission Roof	SW 9090 Caribe	Sherwin Williams
Vinyl Windows (factory finish)	White	Gilwin
Brick Caps (standard raked joints)	Grey Drift Tumbled Brick	Environmental StoneWorks
Manufactured Stone (dry stacked joints)	Grey Drift Mountain LedgeStone	Environmental StoneWorks
Mortar @ Brick	Misty Cove	Orco
Gutters & Downspouts	Match Adjacent Color	Sherwin Williams
Body Color #1	SW 8917 Shell White	Sherwin Williams
Body Color #2	SW 7507 Stone Lion	Sherwin Williams
Body Color #3	SW 7515 Homestead Brown	Sherwin Williams
Trim Color #1	SW 6991 Black Magic	Sherwin Williams
Trim Color #2	SW 7061 Night Owl	Sherwin Williams
Decorative Metal	SW 7675 Seatskin	Sherwin Williams
Garage Door Weatherstrip (factory finish)	Match Garage Door Color	TBD

NOTE: Notify WHA if any variation occurs between these schemes and the construction documents prior to purchase. Contact Corie Rath (925) 463-1700. © 2021 WILLIAM HEZMALHALCH ARCHITECTS, INC. DBA WHA.

# Color Scheme #2



## HUMMINGBIRD COTTAGES

City of Sonoma, California  
 DENOVA HOMES  
 July 14, 2021 | 2020399

SCHEME 2  
 All Buildings



### Exterior Color & Materials

SCHEME 2 OF 3 ALL BUILDINGS

Material	Color	Manufacturer
Roofing @ Elevation 'A' Farmhouse: Concrete Slate Tile	4880 Shasta Blend Ref: .20 Emi: .94 A.SRI: 23 CRRC: 0918-0088	Eagle
Flashing @ Duet 'A' Farmhouse Roof	SW 7047 Porpoise	Sherwin Williams
Roofing @ Elevation 'B' Craftsman: Concrete Shake Tile	5699 Charcoal Range Ref: .15 Emi: .94 A.SRI: 16 CRRC: 0918-0046	Eagle
Flashing @ Duet 'B' Craftsman Roof	SW 7019 Gauntlet Gray	Sherwin Williams
Vinyl Windows (factory finish)	White	Gilwin
Brick Caps (standard raked joints)	Grey Drift Tumbled Brick	Environmental StoneWorks
Manufactured Stone (dry stacked joints)	Slate Southern LedgeStone	Environmental StoneWorks
Mortar @ Brick	Misty Cove	Orco
Gutters & Downspouts	Match Adjacent Color	Sherwin Williams
Body Color #1	SW 7016 Mindful Gray	Sherwin Williams
Body Color #2	SW 7068 Grizzle Gray	Sherwin Williams
Trim Color #1	SW 7012 Creamy	Sherwin Williams
Trim Color #2	SW 7645 Thunder Gray	Sherwin Williams
Accent Color	SW 7605 Gale Force	Sherwin Williams
Garage Door Weatherstrip (factory finish)	Match Garage Door Color	TBD

NOTE: Notify WHA if any variation occurs between these schemes and the construction documents prior to purchase. Contact Corie Rath (925) 463-1700. © 2021 WILLIAM HEZMALHALCH ARCHITECTS, INC. DBA WHA.

## Exterior Color & Materials

# HUMMINGBIRD COTTAGES

CITY OF SONOMA, CA


# Color Scheme #3



## HUMMINGBIRD COTTAGES

City of Sonoma, California  
 DENOVA HOMES  
 July 14, 2021 | 2020399

**SCHEME 3**  
All Buildings



**Exterior Color & Materials**  
 SCHEME 3 OF 3 ALL BUILDINGS

Material	Color	Manufacturer
Roofing @ Elevation 'A' Farmhouse: Concrete Slate Tile	4511 Flintridge Gray Ref: .21 Emi: .93 A.SRI: 20 CRRC: 0918-0003	Eagle
Flashing @ Duet 'A' Farmhouse Roof	SW 7018 Dovetail	Sherwin Williams
Roofing @ Elevation 'B' Craftsman: Concrete Shake Tile	5808 Tombstone Blend Ref: .17 Emi: .95 A.SRI: 20 CRRC: 0918-0097	Eagle
Flashing @ Duet 'B' Craftsman Roof	SW 7515 Homestead Brown	Sherwin Williams
Roofing @ Elevation 'C' Mission: Concrete 'S' Tile	3581 Arcadia Canyon Brown Ref: .13 Emi: .94 A.SRI: 16 CRRC: 0918-0043	Eagle
Metal Bird Stop @ 'C' Mission Roof <i>(factory finish)</i>	Black	Eagle
Flashing @ Duet 'C' Mission Roof	SW 7510 Chateau Brown	Sherwin Williams
Vinyl Windows <i>(factory finish)</i>	White	Gilwin
Brick Caps <i>(standard raked joints)</i>	Autumn Blend Tumbled Brick	Environmental StoneWorks
Manufactured Stone <i>(dry stacked joints)</i>	Champagne Mountain LedgeStone	Environmental StoneWorks
Mortar @ Brick	Soft White	Orco
Gutters & Downspouts	Match Adjacent Color	Sherwin Williams
Body Color #1	SW 7639 Ethereal Mood	Sherwin Williams
Body Color #2	SW 6257 Gibraltar	Sherwin Williams
Body Color #3	SW 7005 Pure White	Sherwin Williams
Trim Color #1	SW 7674 Peppercorn	Sherwin Williams
Trim Color #2	SW 6041 Otter	Sherwin Williams
Accent Color	SW 2837 Aurora Brown	Sherwin Williams
Decorative Metal	SW 7675 Sealskin	Sherwin Williams
Garage Door Weatherstrip <i>(factory finish)</i>	Match Garage Door Color	TBD

NOTE: Notify WHA if any variation occurs between these schemes and the construction documents prior to purchase. Contact Corie Rath (925) 463-1700.

© 2021 WILLIAM HEZMALHALCH ARCHITECTS, INC. DBA WHA.

## Exterior Color & Materials

# HUMMINGBIRD COTTAGES

CITY OF SONOMA, CA