



**PLAN 1 DUET**  
Elevation 'A' Farmhouse  
Color Scheme 1



**PLAN 2 DUET**  
Elevation 'B' Craftsman  
Color Scheme 2



**PLAN 3**  
Elevation 'B' Craftsman  
Color Scheme 1



**PLAN 4**  
Elevation 'A' Farmhouse  
Color Scheme 1

# HUMMINGBIRD COTTAGES

19910 5th Street  
City of Sonoma, California

MARCH 14, 2022

**SITE PLAN**

Conceptual Site Plan ..... SP-1

**ARCHITECTURE**

Plan 1 (Duet)-BMR Floor Plans ..... A-1  
 Plan 1 (Duet)-BMR Floor Plans ..... A-2  
 Plan 1 (Duet)-BMR Roof Plans ..... A-3  
 Plan 1 (Duet)-BMR Front Elevation ..... A-4  
 Plan 1 (Duet)-BMR Elevation A - Farmhouse ..... A-5  
  
 Plan 2 (Duet) Floor Plans ..... A-6  
 Plan 2 (Duet) Floor Plans ..... A-7

Plan 2 (Duet) Roof Plans ..... A-8  
 Plan 2 (Duet) Front Elevations ..... A-9  
 Plan 2 (Duet) Elevation A - Farmhouse ..... A-10  
 Plan 2 (Duet) Elevation B - Craftsman ..... A-11  
  
 Plan 3 Floor Plans ..... A-12  
 Plan 3 Roof Plans ..... A-13  
 Plan 3 Front Elevations ..... A-14  
 Plan 3 Elevation A - Farmhouse ..... A-15  
 Plan 3 Elevation B - Craftsman ..... A-16  
 Plan 4 Floor Plans ..... A-17

Plan 4 Roof Plans ..... A-18  
 Plan 4 Front Elevations ..... A-19  
 Plan 4 Elevation A - Farmhouse ..... A-20  
 Plan 4 Elevation A - Farmhouse Enhanced ..... A-21  
 Plan 4 Elevation B - Craftsman ..... A-22

Architectural Details ..... A-23  
 Exterior Lighting ..... A-24  
 Exterior Color & Materials ..... A-25  
 Exterior Color & Materials ..... A-26



## Color & Elevation Assignments

UNIT NO.	PLAN NO.	ELEVATION TYPE	ARCHITECTURAL STYLE	COLOR SCHEME
1	Plan 1	A	Farmhouse	1
2	Plan 1	A	Farmhouse	1
3	Plan 2	'B	'Craftsman	'2
4	Plan 2	B	Craftsman	'2
5	'Plan 3	'A	'Farmhouse	'3
6	Plan 2	'A	'Farmhouse	3
7	Plan 2	'A	'Farmhouse	3
8	Plan 3	'B	'Craftsman	'1
9	'Plan 3	'A	'Farmhouse	'2
10	Plan 4	A	Farmhouse	2
11	Plan 4	B	Craftsman	3
12	Plan 4	A	Farmhouse	1
13	Plan 4	B	Craftsman	2
14	Plan 4	A	Farmhouse	3
15	'Plan 3	B	Craftsman	1

Color Designer: Corie Rath

© 2021 WILLIAM HEZMALHALCH ARCHITECTS, INC. DBA WHA



Scheme	A - Farmhouse			B - Craftsman			Total
	1	2	3	1	2	3	
Plan 1 (Duet)	2	-	-	-	-	-	2
Plan 2 (Duet)	-	-	2	-	2	-	4
Plan 3	-	1	1	2	-	-	4
Plan 4	1	1	1	-	1	1	5
<b>Total</b>	<b>3</b>	<b>2</b>	<b>4</b>	<b>2</b>	<b>3</b>	<b>1</b>	<b>15</b>

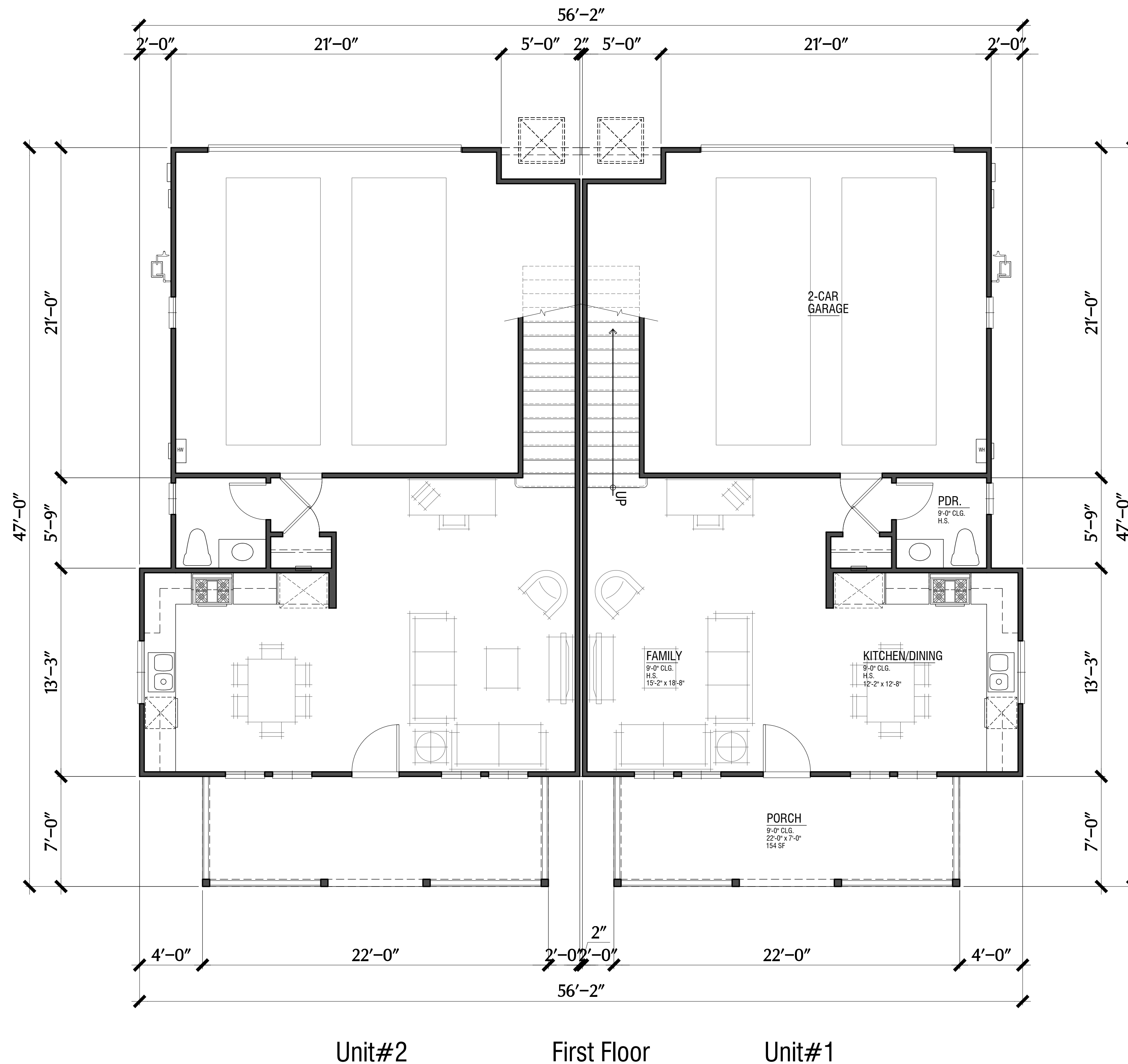
	A - Farmhouse	B - Craftsman	Total
Plan 1 (Duet)	2	-	2
Plan 2 (Duet)	2	2	4
Plan 3	2	2	4
Plan 4	3	2	5
<b>Total</b>	<b>9</b>	<b>6</b>	<b>15</b>

## Conceptual Site Plan

# HUMMINGBIRD COTTAGES

CITY OF SONOMA, CA



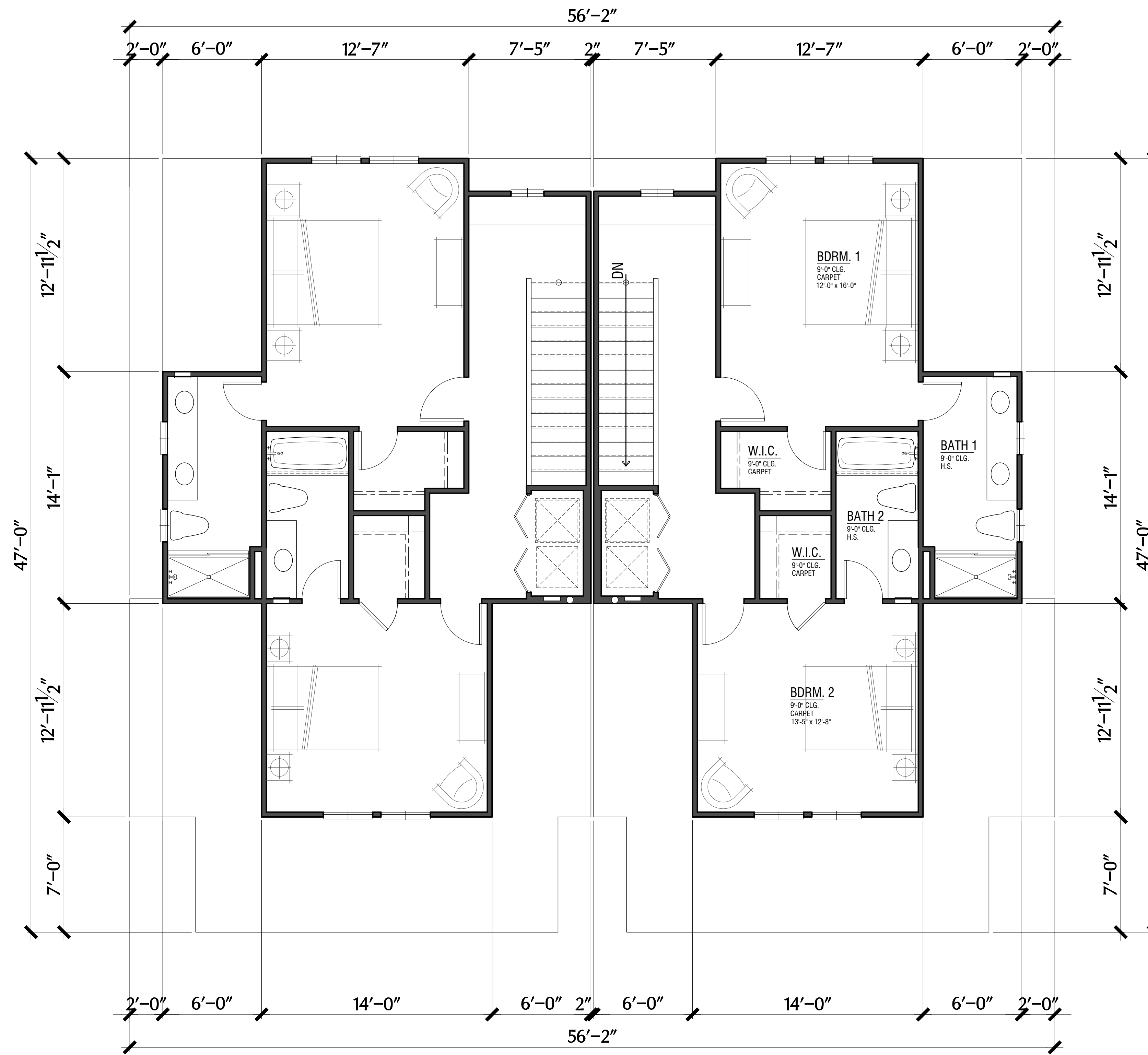


**PLAN 1 (DUET)-BMR (Units #1/2)**  
 2 Bdrm. / 2.5 Bath / 2-Car Garage

Floor Area (per unit)	
First Floor	582 SF
Second Floor <sup>a</sup>	794 SF
Subtotal	1,376 SF
Garage	477 SF
Entry Porch	154 SF
Total	2,007 SF

a. Second floor area includes 46 S.F. of area at stairs.

**NOTES:**  
 Per Sonoma Municipal code definition, Section 19.92, "Floor area means the total of the gross horizontal areas of all floors, excluding basements, cellars, attics, and below-grade parking, within the outer surfaces of the exterior walls of buildings, or the center lines of party walls separating buildings or portions thereof."  
 Note: Floor area noted here includes garages, porches, and stairs at both floors.

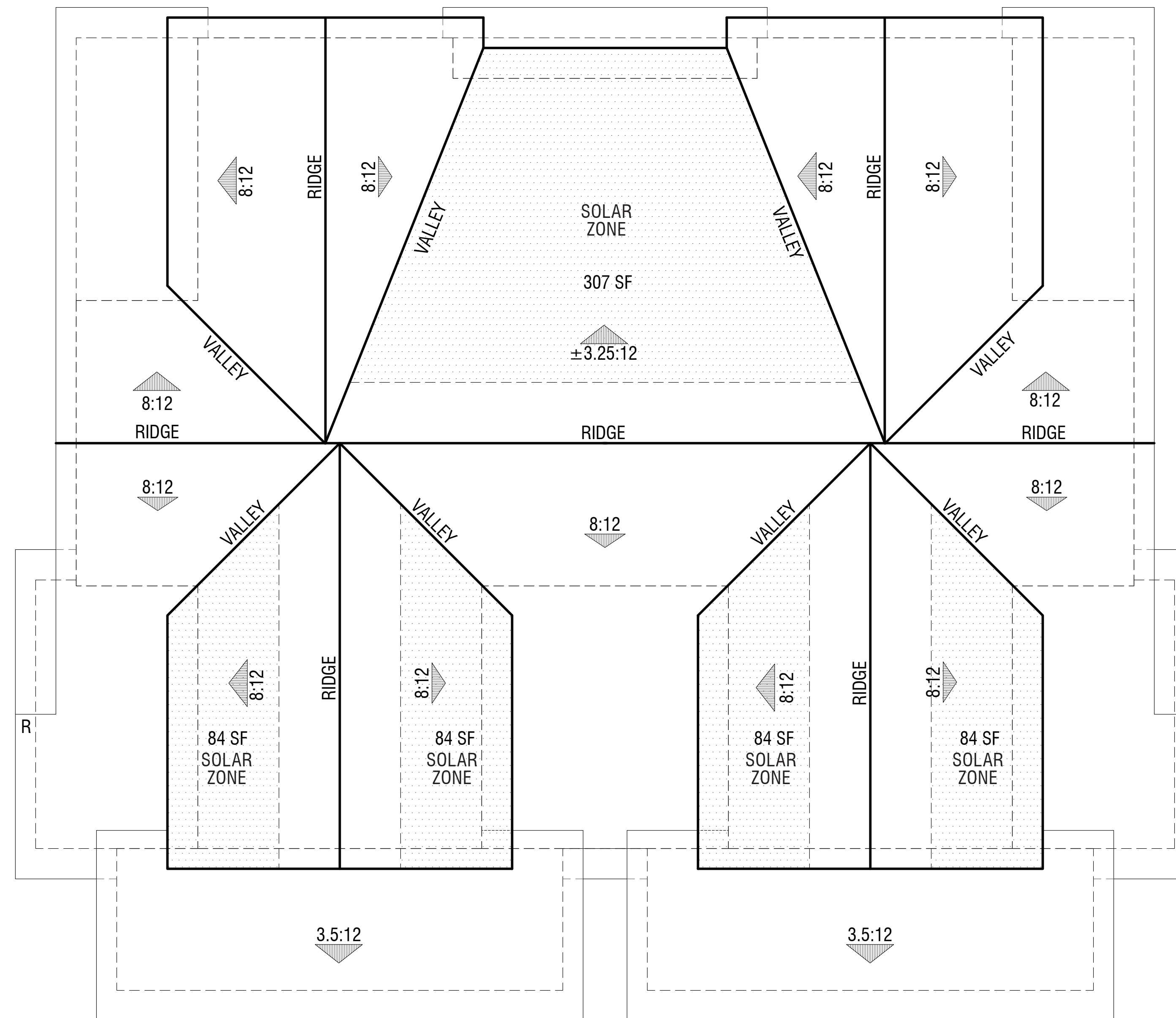


Unit#2                      Second Floor                      Unit#1

**PLAN 1 (DUET)-BMR**  
 2 Bdrm. / 2.5 Bath / 2-Car Garage

Note : Refer to sheet A1.1 for floor area.





Elevation A  
Farmhouse

PLAN 1 (DUET)  
Roof Plan

**HUMMINGBIRD COTTAGES**

CITY OF SONOMA, CA





Elevation A  
Farmhouse

PLAN 1 (DUET)  
Front Elevation





Unit#1  
Right



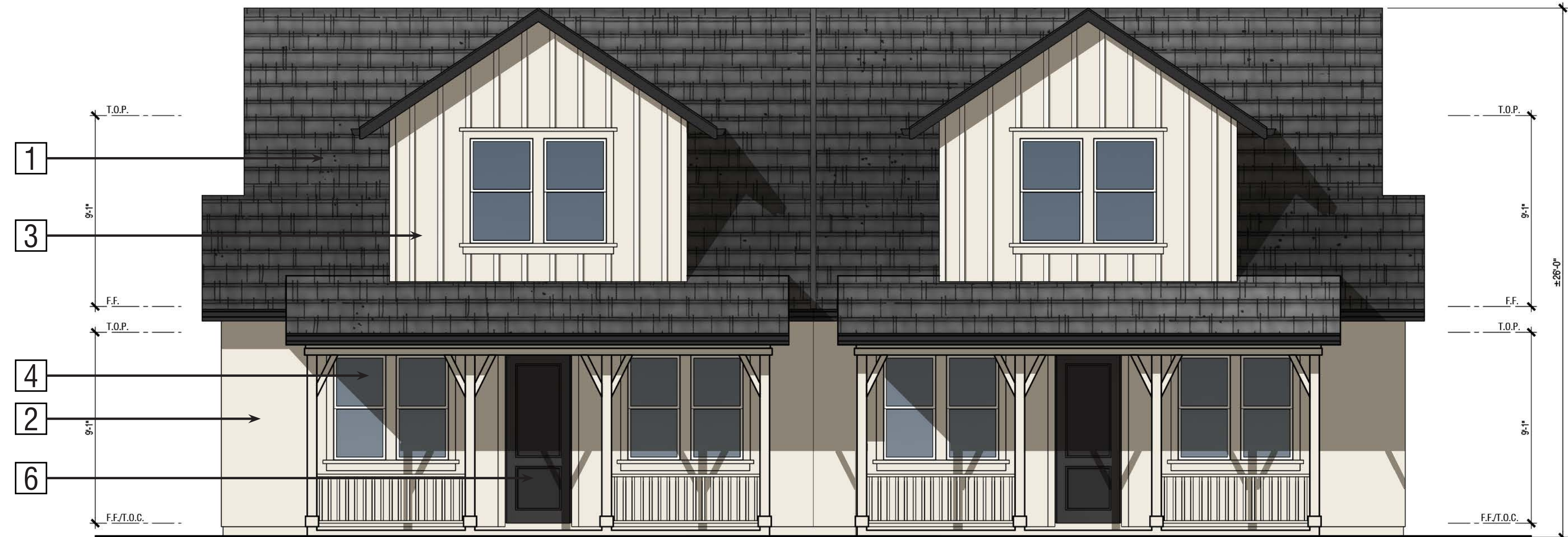
Unit#1

Unit#2

Rear



Unit#2  
Left



Unit#2

Unit#1

Front

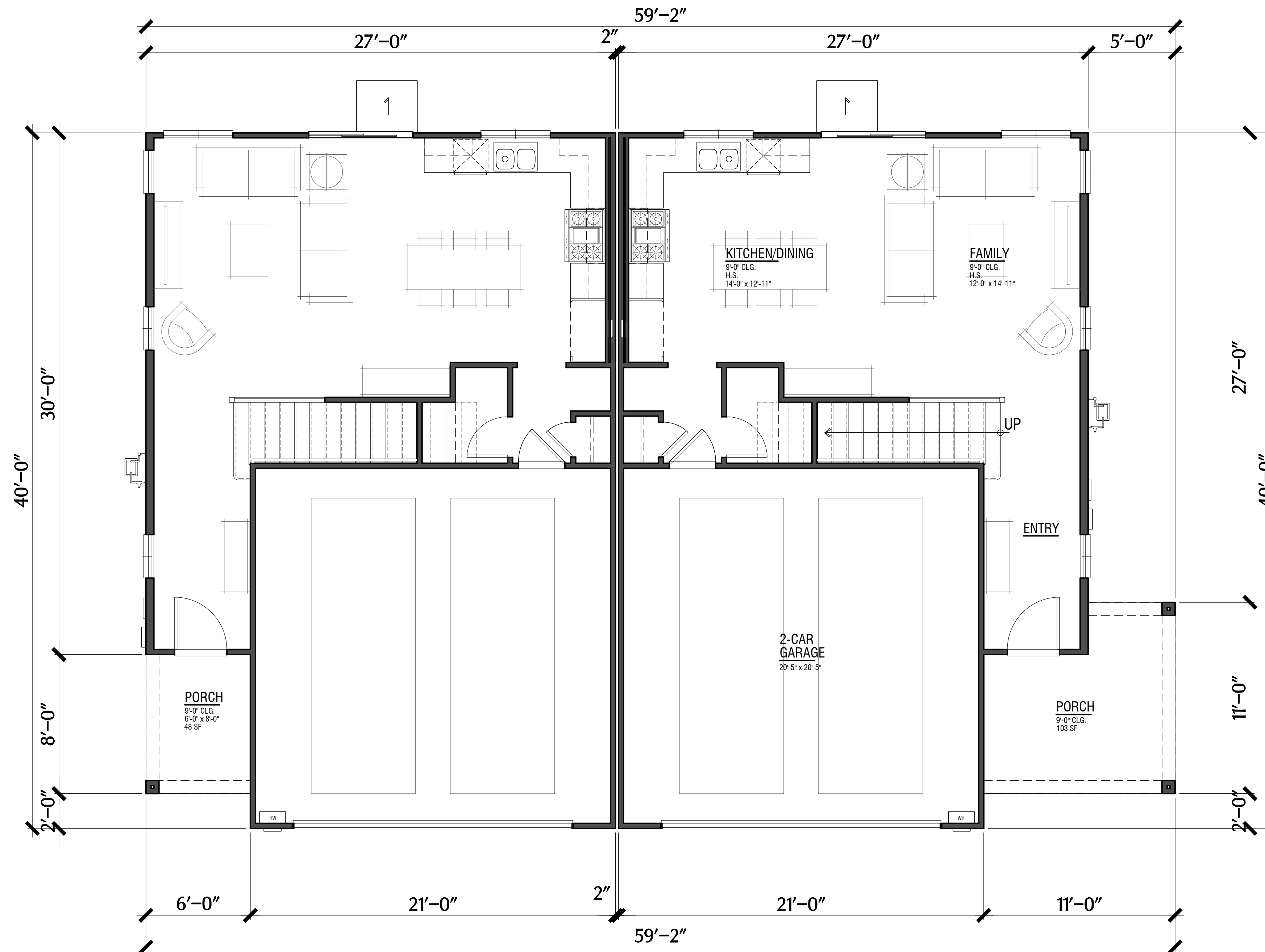
**Exterior Materials:**

**Elevation A - Farmhouse (Color Scheme 1)**

- |                                      |  |
|--------------------------------------|--|
| 1] Roof: Concrete Slate Tile Roofing | 5] Garage Door: Metal Sectional Roll-Up          |
| 2] Stucco                            | 6] Entry Door: Fiberglass                        |
| 3] Board and Batten: Fiber Cement    | 7] Light Fixture (see specifications for detail) |
| 4] Windows: Insulated Vinyl          | 8] Address Light                                 |

**PLAN 1 (DUET)**  
Elevation A - Farmhouse





Floor Area (per unit)	
First Floor	590 SF
Second Floor <sup>a</sup>	1,028 SF
Subtotal	1,618 SF
Garage	433 SF
Entry Porch <sup>b</sup>	48 SF
Total	2,099 SF

a. Second floor area includes 45 S.F. of area at stairs.  
 b. Porch area noted for craftsman standard porch only. Enhanced corner porch area not noted in the table above.

NOTES:  
 Per Sonoma Municipal code definition, Section 19.92, "Floor area means the total of the gross horizontal areas of all floors, excluding basements, cellars, attics, and below-grade parking, within the outer surfaces of the exterior walls of buildings, or the center lines of party walls separating buildings or portions thereof."  
 Note: Floor area noted here includes garages, porches, and stairs at both floors.

Note: "Craftsman" Floor Plan shown only

## PLAN 2 DUET (Units#3/4,6/7)

3 Bdrm. / 2.5 Bath / 2-Car Garage

# HUMMINGBIRD COTTAGES

CITY OF SONOMA, CA





Unit#4

Second Floor

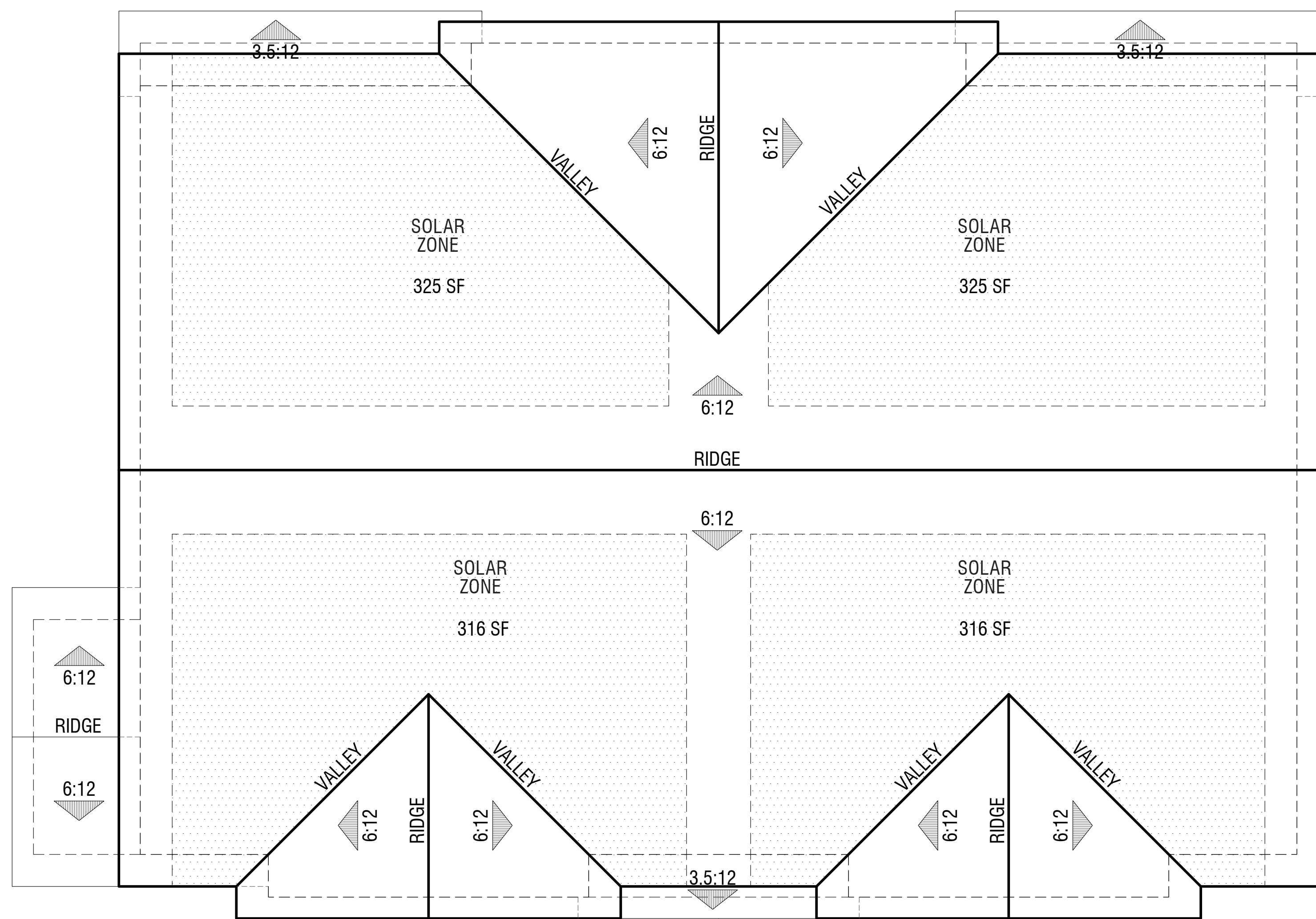
Unit#3

Note: "Craftsman" Floor Plan shown only

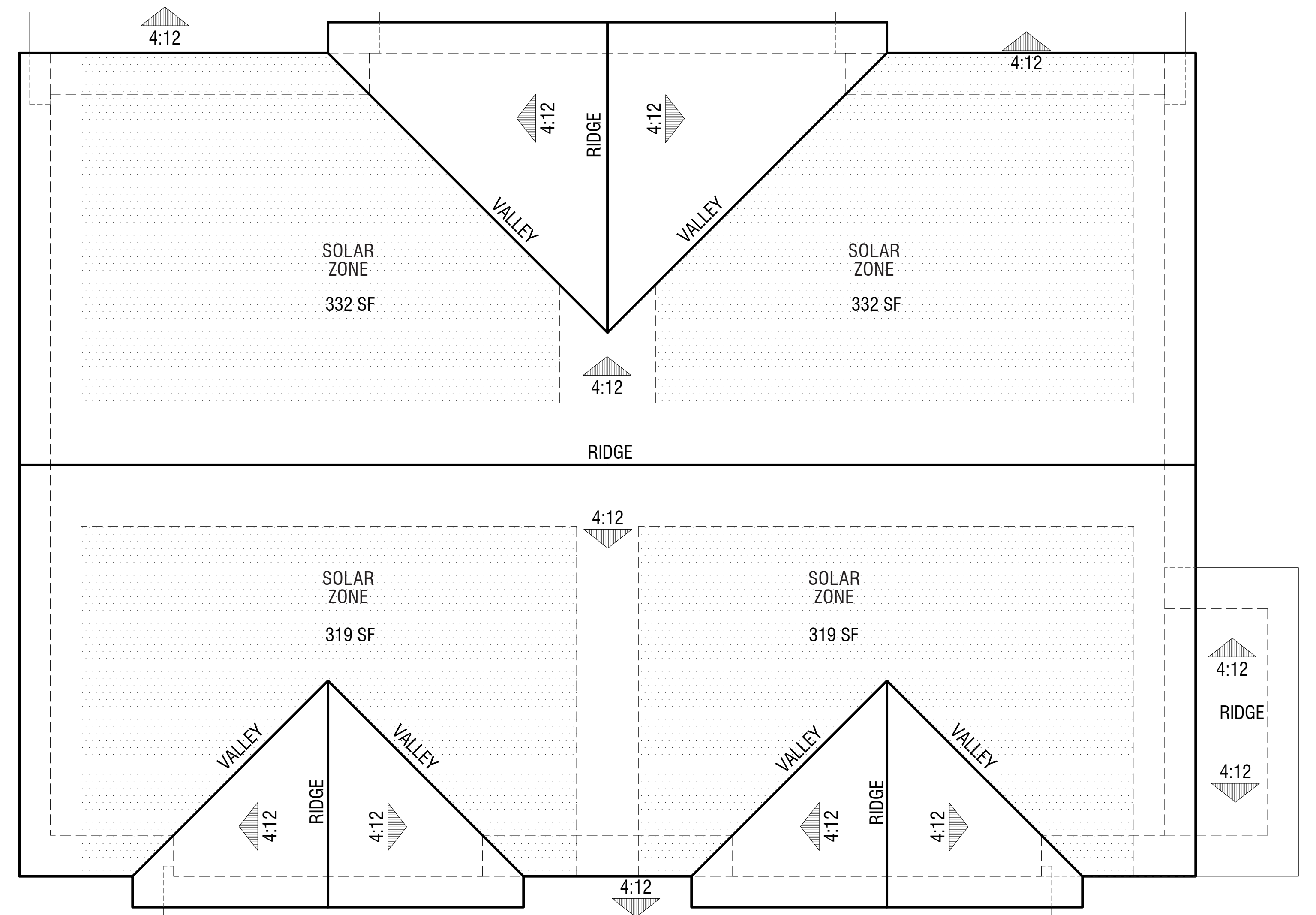
**PLAN 2 (DUET)**  
 3 Bdrm. / 2.5 Bath / 2-Car Garage

Note : Refer to sheet A2.1 for floor area.





Elevation A  
Farmhouse



Elevation B  
Craftsman

**PLAN 2 (DUET)**  
Roof Plans

**HUMMINGBIRD COTTAGES**

CITY OF SONOMA, CA





Unit#6

Unit#7

Elevation A  
Farmhouse



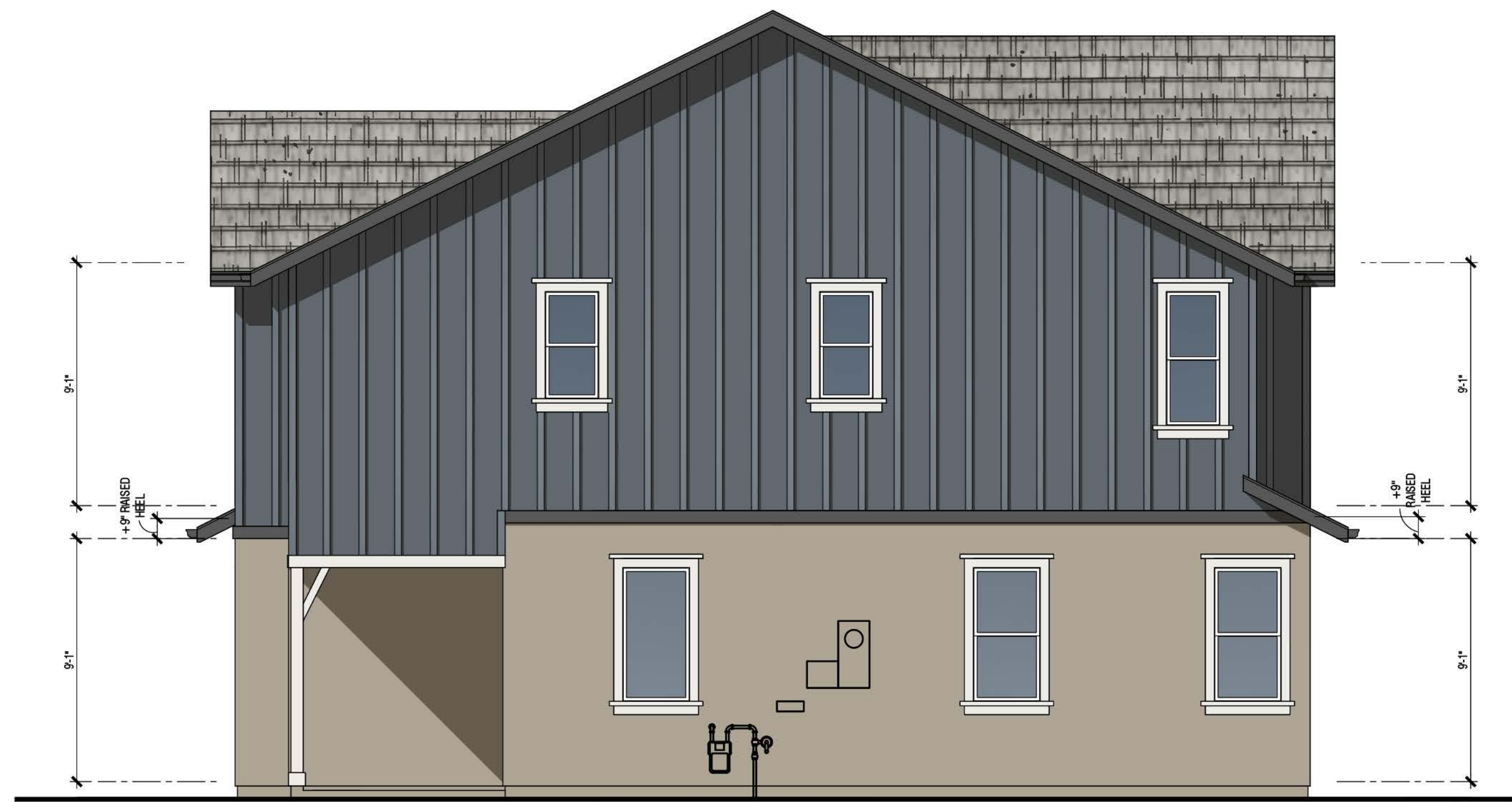
Unit#4

Unit#3

Elevation B  
Craftsman

PLAN 2 (DUET)  
Front Elevations





Unit#7  
Right



Unit#7

Rear

Unit#6



Unit#6  
Left



Unit#6

Front

Unit#7

**Exterior Materials:**

**Elevation A - Farmhouse (Color Scheme 3)**

- 1 Roof: Concrete Slate Tile Roofing
- 2 Stucco
- 3 Board and Batten: Fiber Cement
- 4 Windows: Insulated Vinyl
- 5 Garage Door: Metal Sectional Roll-Up
- 6 Entry Door: Fiberglass
- 7 Light Fixture (see specifications for detail)
- 8 Address Light

**PLAN 2 (DUET)**  
Elevation A - Farmhouse





Unit#3  
Right



Unit#3

Rear

Unit#4



Unit#4  
Left



Unit#4

Front

Unit#3

**Exterior Materials:**

**Elevation B - Craftsman (Color Scheme 2)**

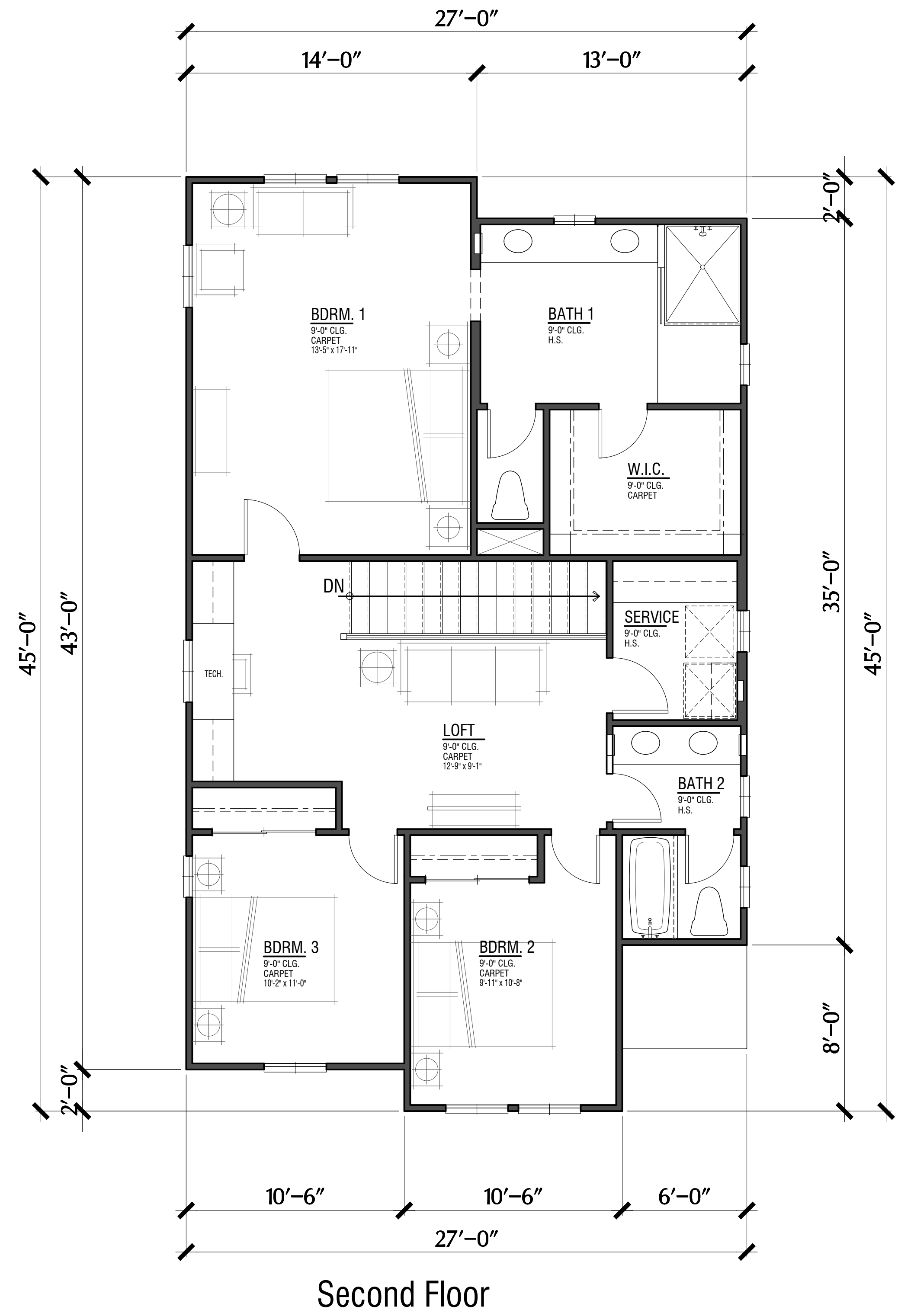
- |  |  |
|--|--|
| 1 Roof: Concrete Shake Tile Roofing              | 7 Windows: Insulated Vinyl                       |
| 2 Stucco   | 8 Garage Door: Metal Sectional Roll-Up           |
| 3 Lap Siding: Fiber Cement                       | 9 Entry Door: Fiberglass                         |
| 4 Board and Batten Gable Treatment: Fiber Cement | 10 Light Fixture (see specifications for detail) |
| 5 Manufactured Stone Veneer                      | 11 Address Light                                 |
| 6 Brick Cap                                      |  |

**PLAN 2 (DUET)**  
Elevation B - Craftsman

**HUMMINGBIRD COTTAGES**

CITY OF SONOMA, CA

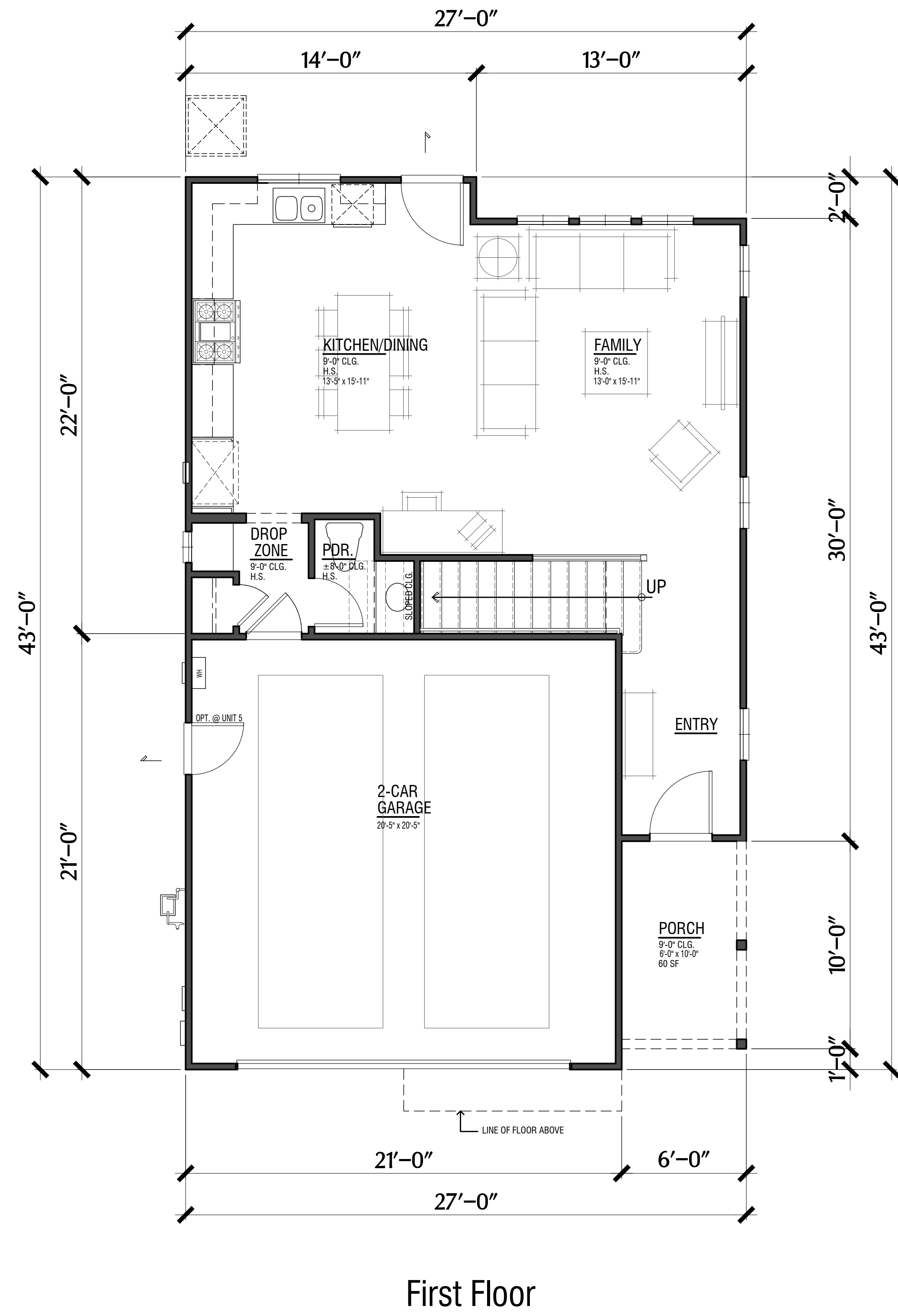




Floor Area (per unit)	
First Floor	637 SF
Second Floor <sup>a</sup>	1,120 SF
Subtotal	1,757 SF
Garage	432 SF
Entry Porch <sup>b</sup>	60 SF
Total	2,249 SF

a. Second floor area includes 43 S.F. of area at stairs.  
 b. Porch area noted for farmhouse porch only.

**NOTES:**  
 Per Sonoma Municipal code definition, Section 19.92, "Floor area means the total of the gross horizontal areas of all floors, excluding basements, cellars, attics, and below-grade parking, within the outer surfaces of the exterior walls of buildings, or the center lines of party walls separating buildings or portions thereof."  
 Note: Floor area noted here includes garages, porches, and stairs at both floors.

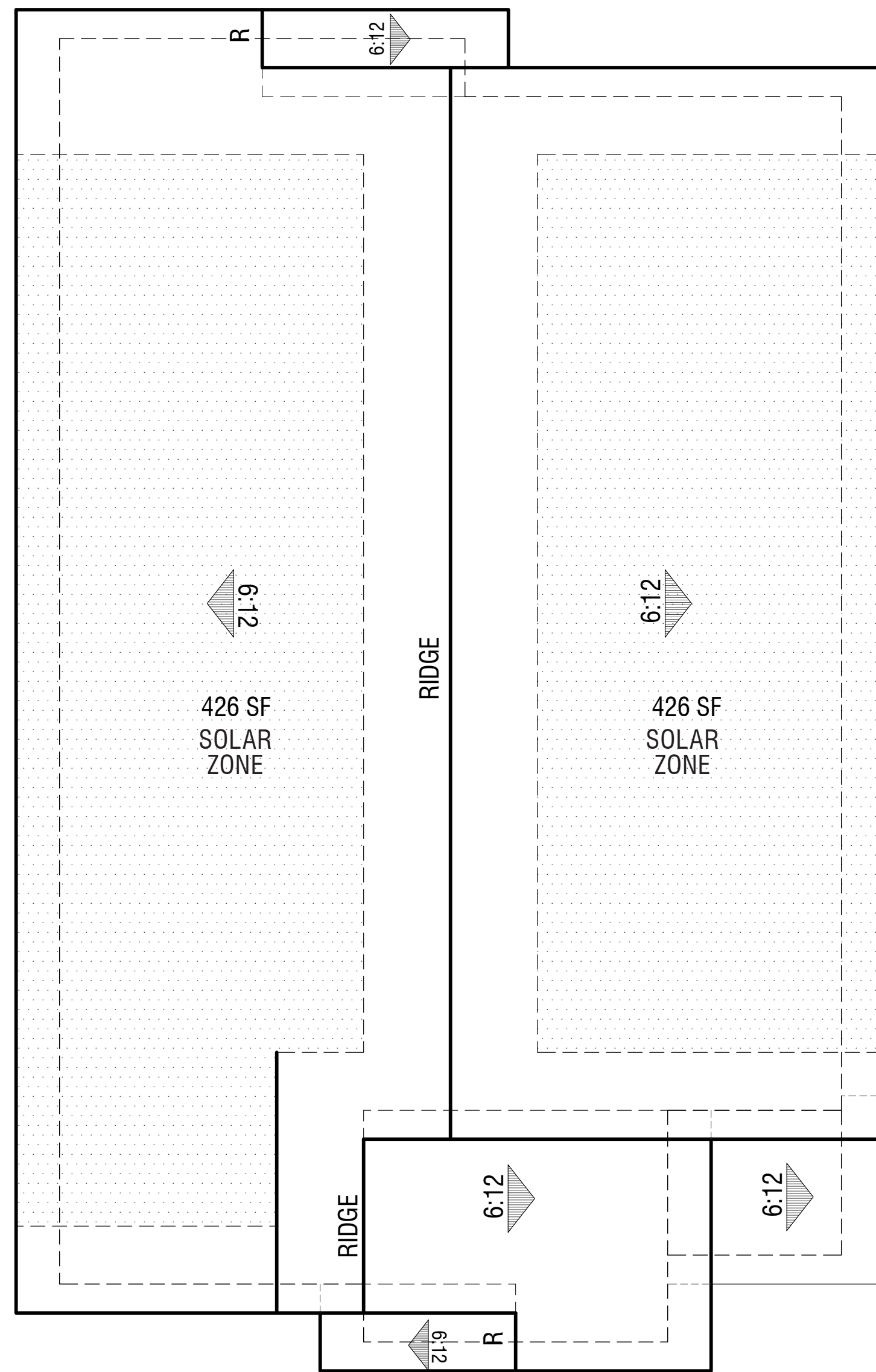


Note: "Farmhouse" Floor Plan shown only

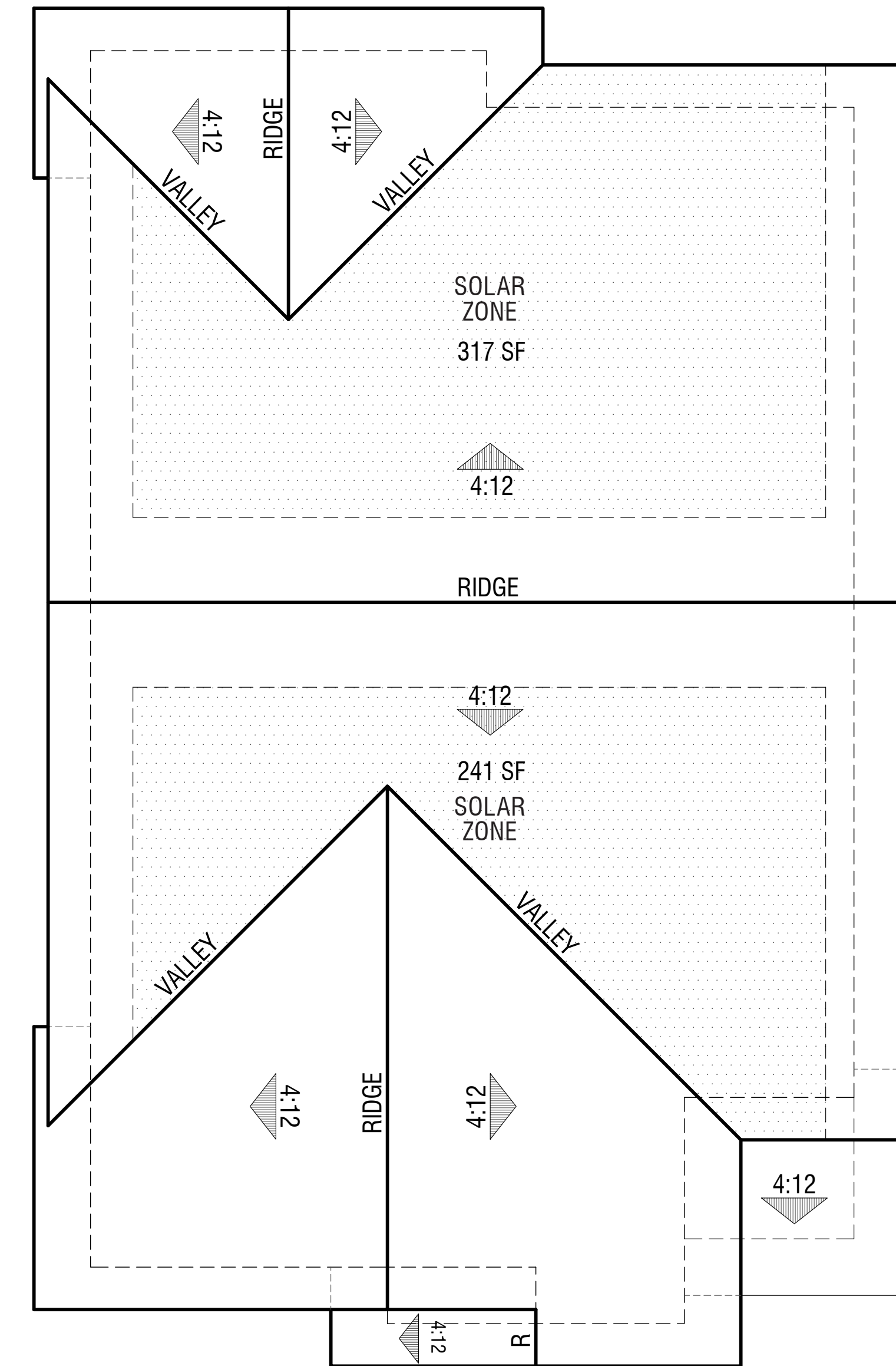
## PLAN 3 (Units #5,8,9,15)

3 Bdrm. / 2.5 Bath / 2-Car Garage





Elevation A  
Farmhouse



Elevation B  
Craftsman

**PLAN 3**  
Roof Plans

**HUMMINGBIRD COTTAGES**

CITY OF SONOMA, CA





Elevation A  
Farmhouse



Elevation B  
Craftsman

PLAN 3  
Front Elevations





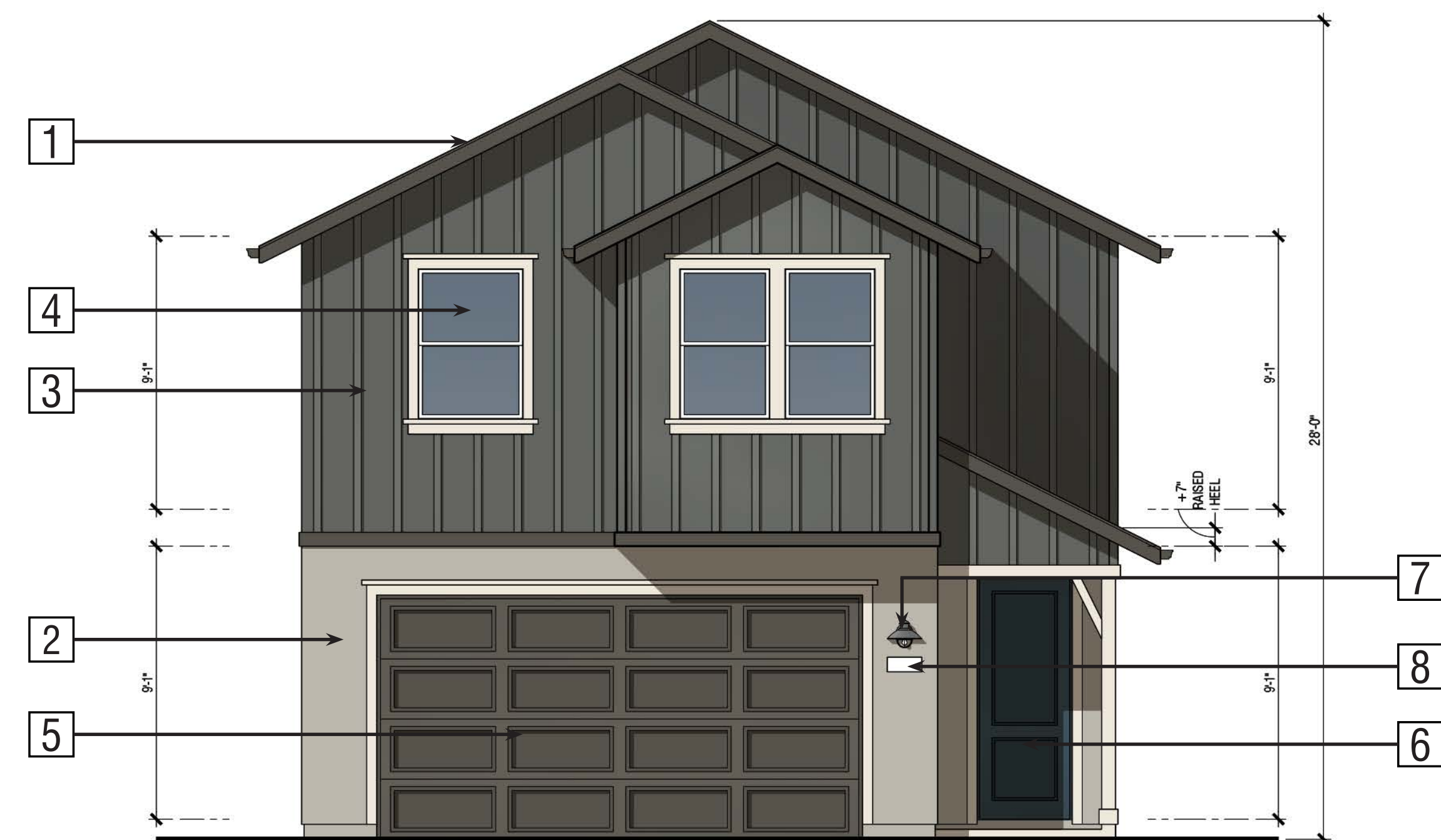
Right



Rear



Left



Front

**Exterior Materials:**

**Elevation A - Farmhouse (Color Scheme 2)**

- |                                      |  |
|--------------------------------------|--|
| 1] Roof: Concrete Slate Tile Roofing | 5] Garage Door: Metal Sectional Roll-Up          |
| 2] Stucco                            | 6] Entry Door: Fiberglass                        |
| 3] Board and Batten: Fiber Cement    | 7] Light Fixture (see specifications for detail) |
| 4] Windows: Insulated Vinyl          | 8] Address Light                                 |

**PLAN 3**  
Elevation A - Farmhouse

**HUMMINGBIRD COTTAGES**

CITY OF SONOMA, CA





Right



Rear



Left



Front

**Exterior Materials:**

**Elevation B - Craftsman (Color Scheme 1)**

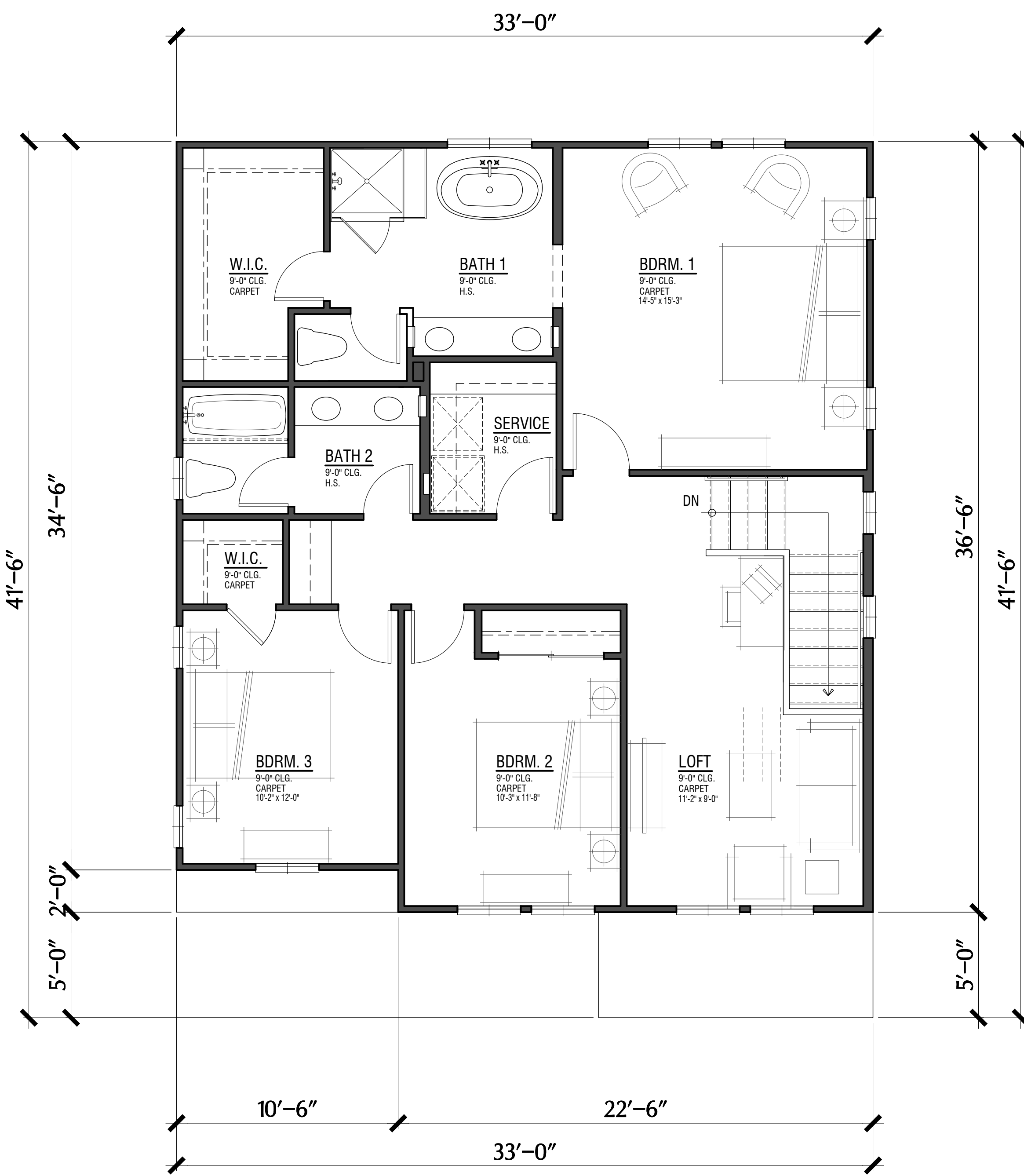
- 1 Roof: Concrete Shake Tile Roofing
- 2 Stucco
- 3 Lap Siding: Fiber Cement
- 4 Board and Batten Gable Treatment: Fiber Cement
- 5 Manufactured Stone Veneer
- 6 Brick Cap
- 7 Windows: Insulated Vinyl
- 8 Garage Door: Metal Sectional Roll-Up
- 9 Entry Door: Fiberglass
- 10 Light Fixture (see specifications for detail)
- 11 Address Light

**PLAN 3**  
Elevation B - Craftsman

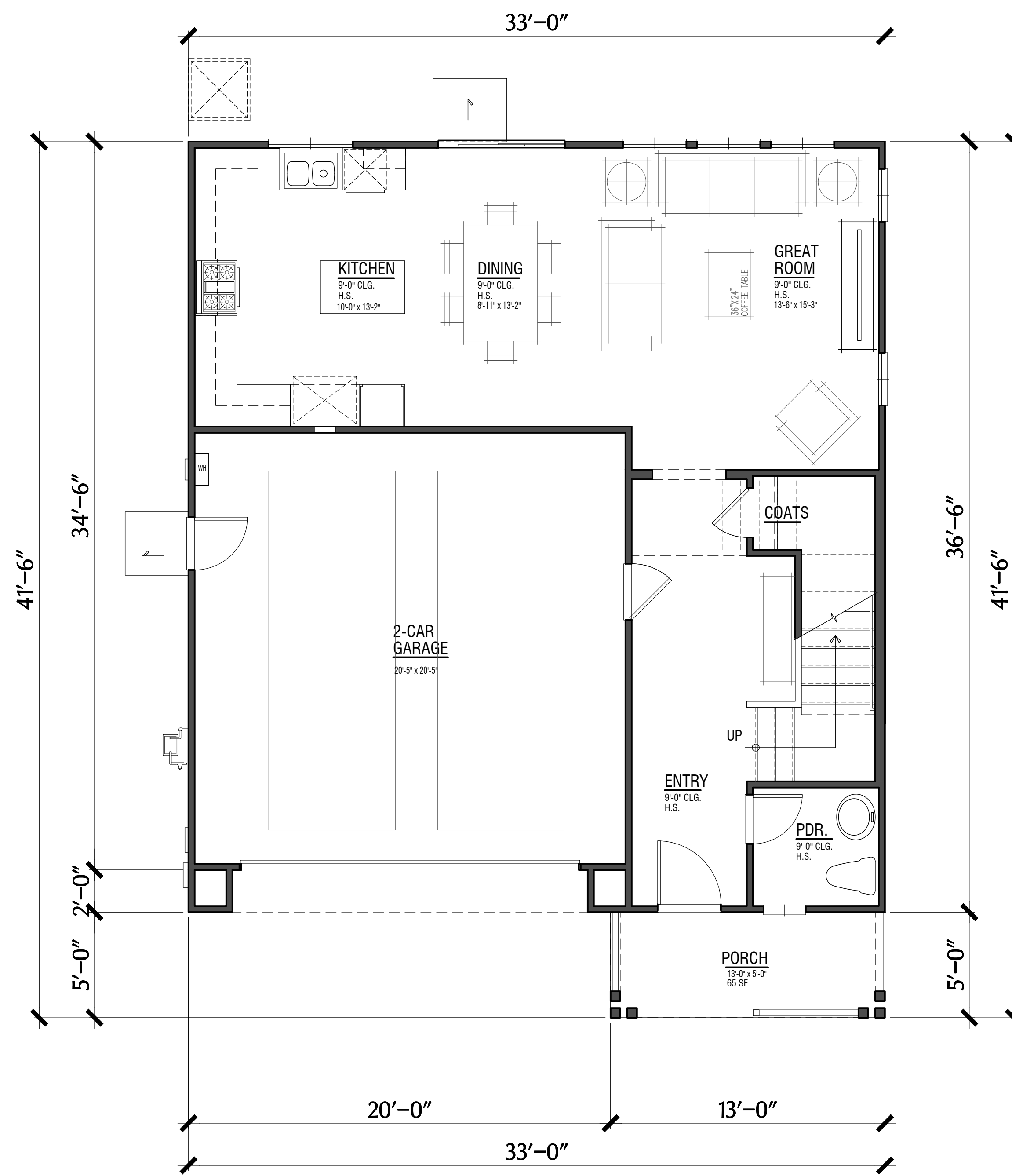
**HUMMINGBIRD COTTAGES**

CITY OF SONOMA, CA

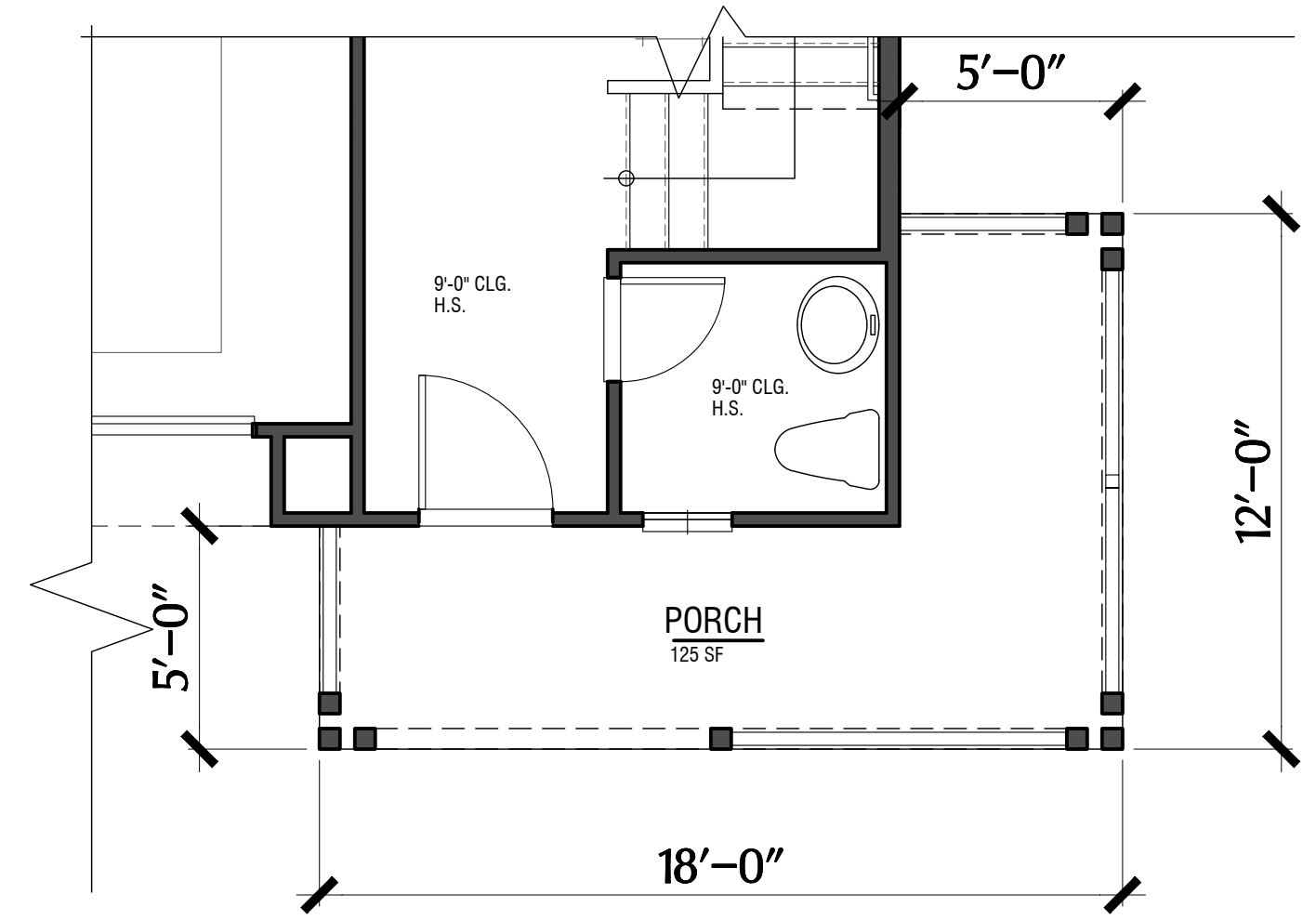




Second Floor



First Floor



First Floor w/ Enhanced Corner Porch (Unit#10)

Floor Area (per unit)	
First Floor	734 SF
Second Floor <sup>a</sup>	1,184 SF
Subtotal	1,918 SF
Garage	437 SF
Entry Porch	65 SF
<b>Total</b>	<b>2,420 SF</b>

a. Second floor area includes 57 S.F. of area at stairs.  
 b. Porch area noted for farmhouse standard porch only. Enhanced corner porch area not noted in the table above.

**NOTES:**  
 Per Sonoma Municipal code definition, Section 19.92, "Floor area means the total of the gross horizontal areas of all floors, excluding basements, cellars, attics, and below-grade parking, within the outer surfaces of the exterior walls of buildings, or the center lines of party walls separating buildings or portions thereof."  
 Note: Floor area noted here includes garages, porches, and stairs at both floors.

Note: "Farmhouse" Floor Plan shown only

**PLAN 4 (Units#10,11,12,13,14)**  
 3 Bdrm. / 2.5 Bath / 2-Car Garage / Loft



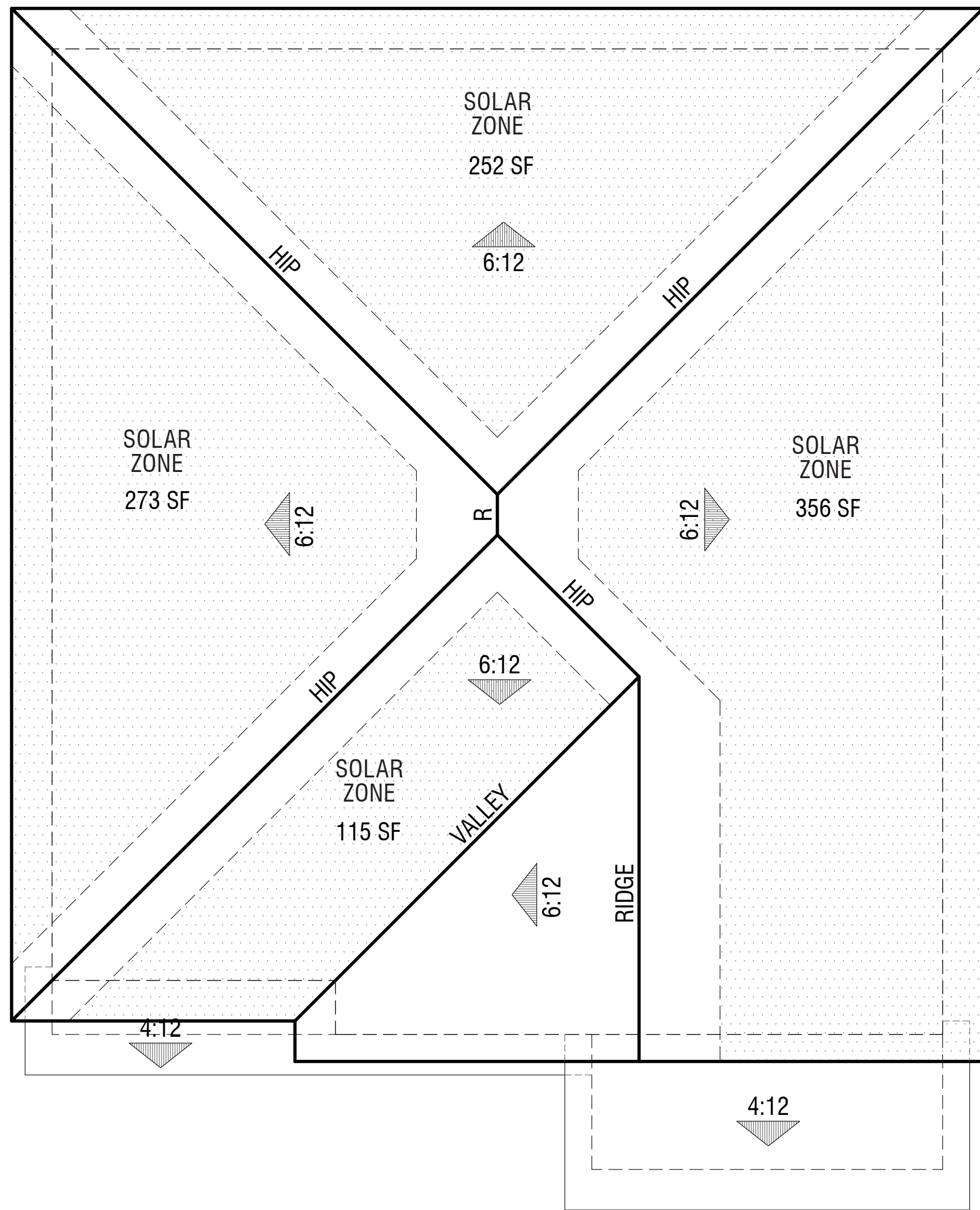
**HUMMINGBIRD COTTAGES**

CITY OF SONOMA, CA

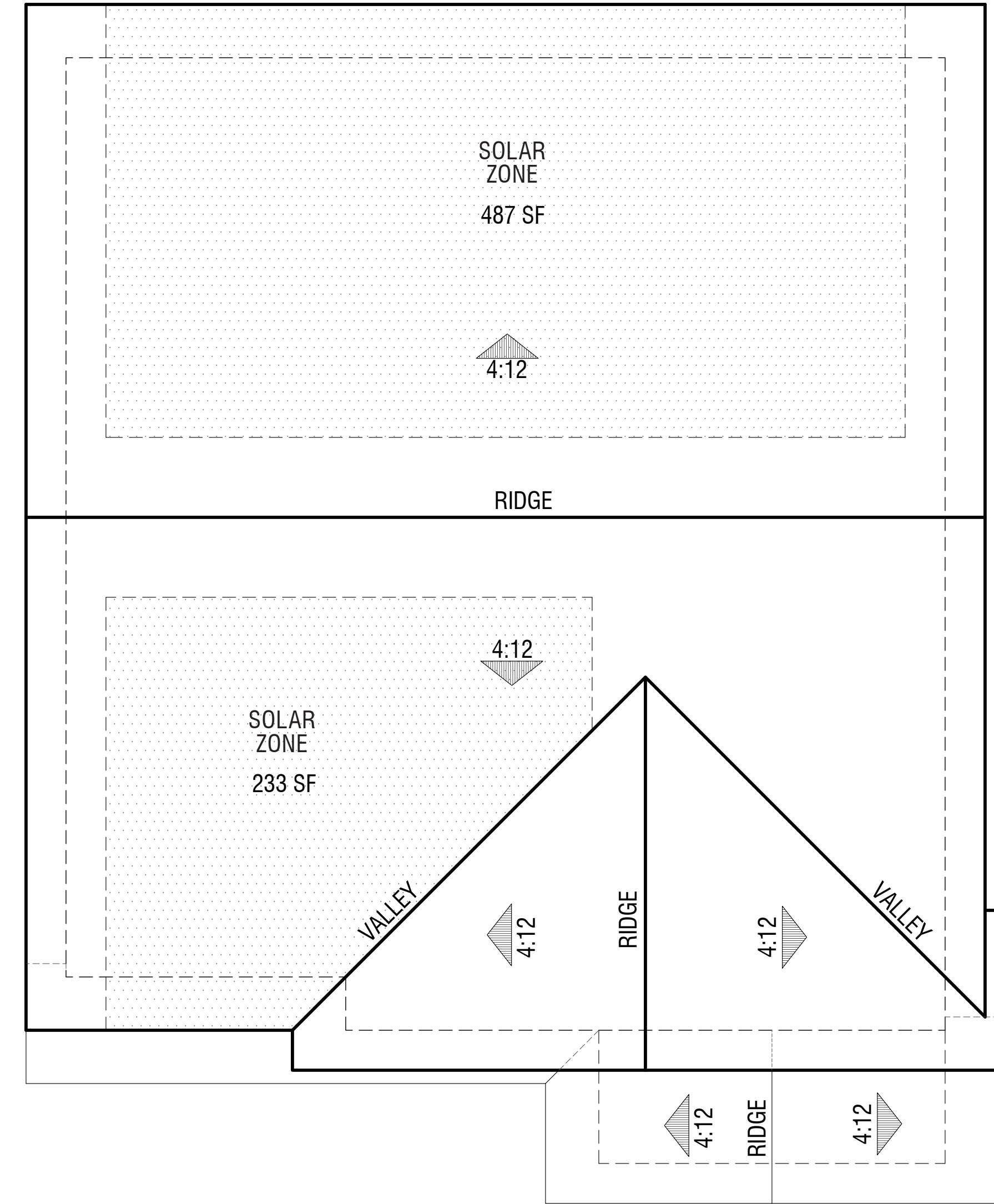
A-17  
 0 2 4 8







Elevation A  
Farmhouse



Elevation B  
Craftsman

PLAN 4  
Roof Plans

HUMMINGBIRD COTTAGES

CITY OF SONOMA, CA





Elevation A  
Farmhouse



Elevation B  
Craftsman

PLAN 4  
Front Elevations





Right



Rear



Left



Front

**Exterior Materials:**

**Elevation A - Farmhouse (Color Scheme 1)**

- 1 Roof: Concrete Slate Tile Roofing
- 2 Stucco
- 3 Board and Batten: Fiber Cement
- 4 Windows: Insulated Vinyl
- 5 Garage Door: Metal Sectional Roll-Up
- 6 Entry Door: Fiberglass
- 7 Light Fixture (see specifications for detail)
- 8 Address Light

**PLAN 4**  
Elevation A - Farmhouse

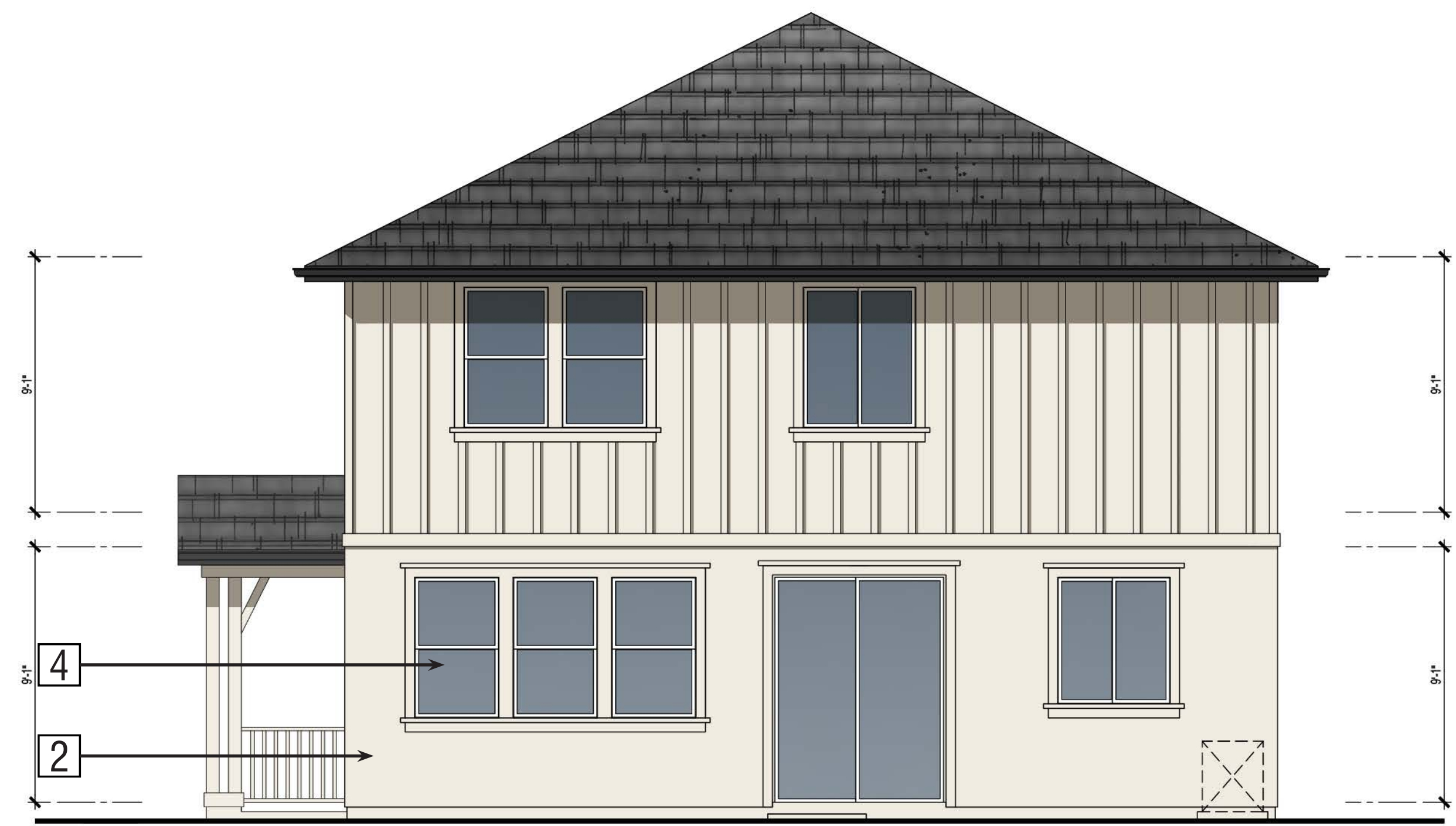
**HUMMINGBIRD COTTAGES**

CITY OF SONOMA, CA





Right



Rear



Left



Front

**Exterior Materials:**

**Elevation A - Farmhouse (Color Scheme 1)**

- 1 Roof: Concrete Slate Tile Roofing
- 2 Stucco
- 3 Board and Batten: Fiber Cement
- 4 Windows: Insulated Vinyl

- 5 Garage Door: Metal Sectional Roll-Up
- 6 Entry Door: Fiberglass
- 7 Light Fixture (see specifications for detail)
- 8 Address Light

**PLAN 4 - Enhanced Corner Porch (Unit #10)**  
Elevation A - Farmhouse





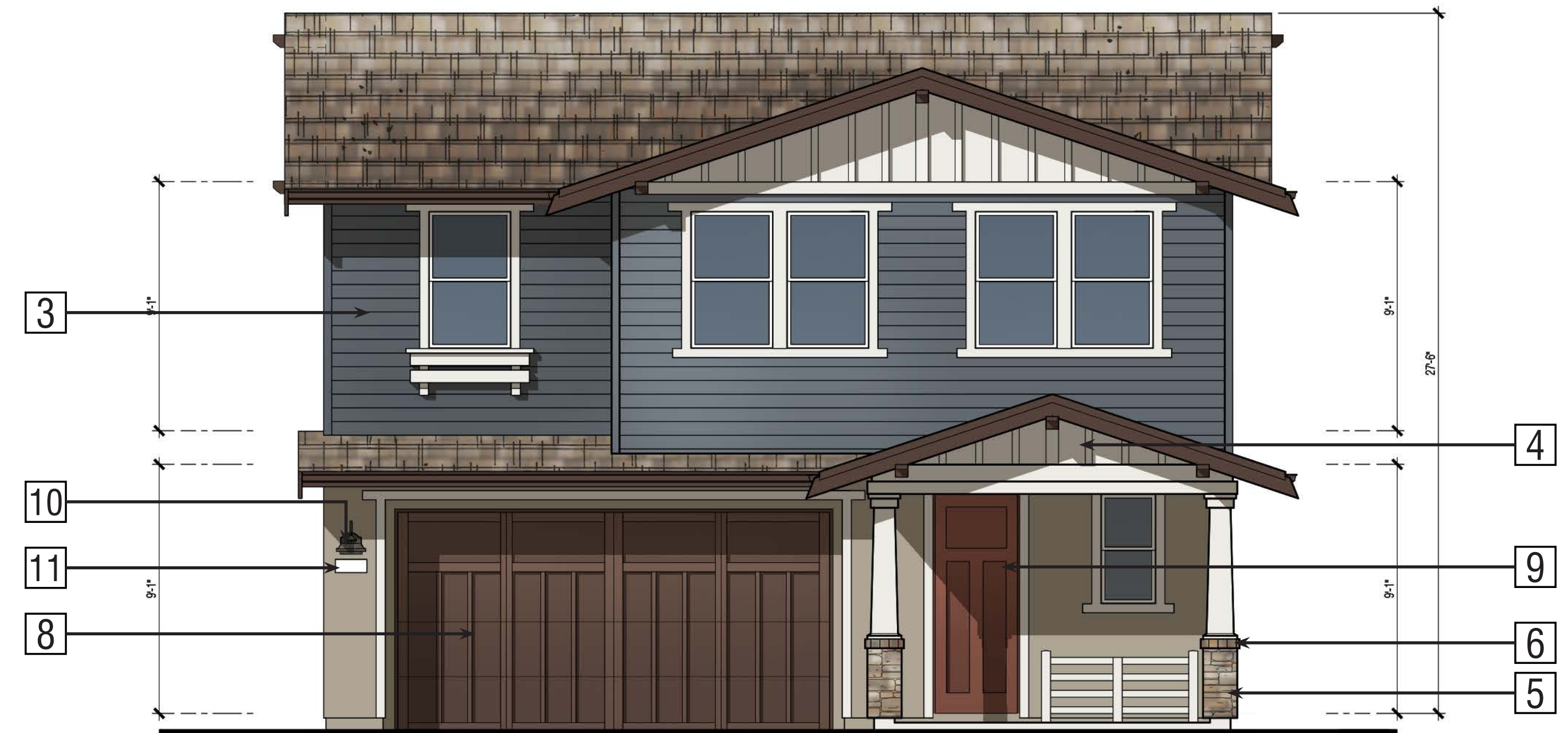
Right



Rear



Left



Front

**Exterior Materials:**

**Elevation B - Craftsman (Color Scheme 3)**

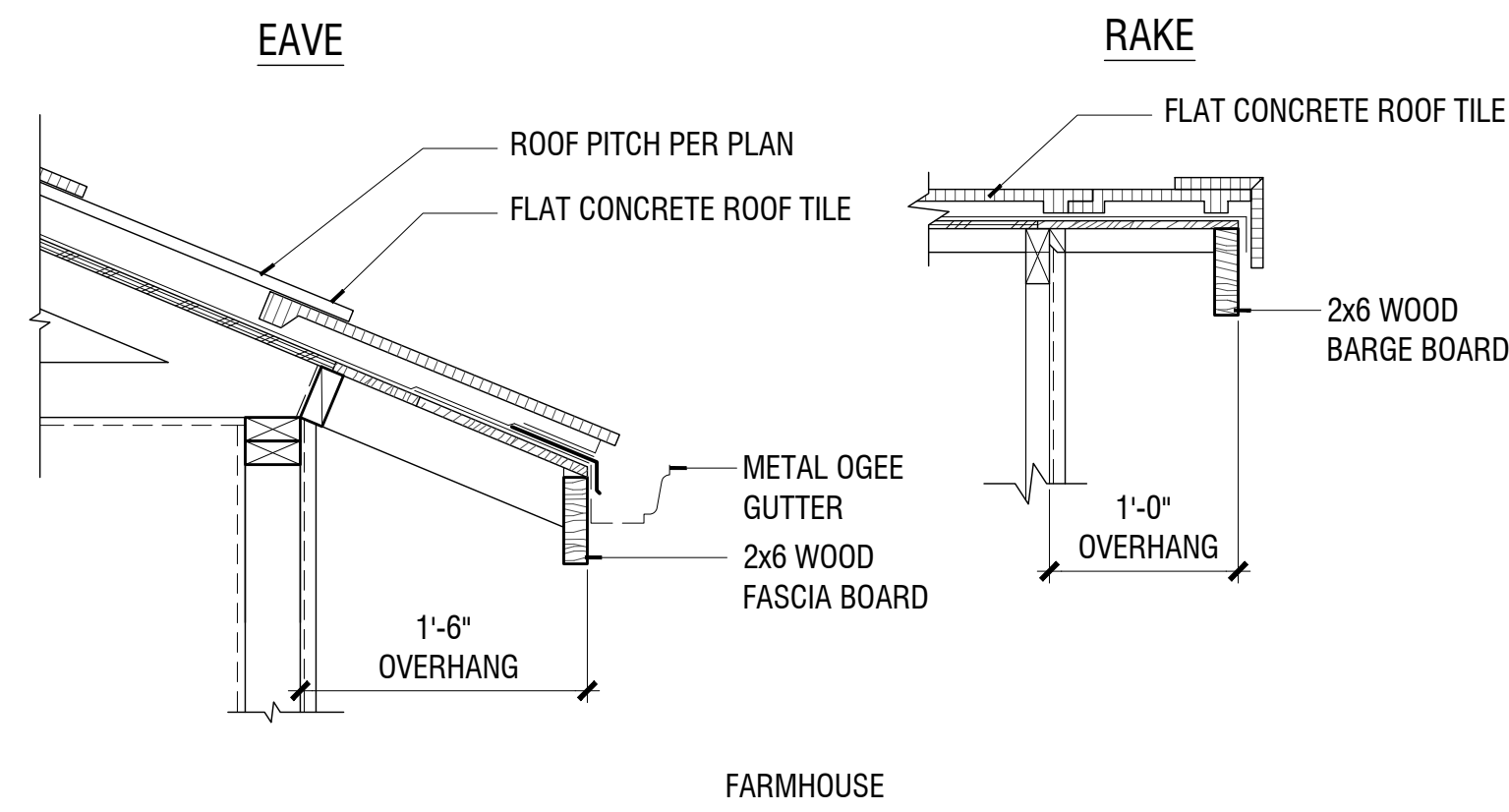
- 1 Roof: Concrete Shake Tile Roofing
- 2 Stucco
- 3 Lap Siding: Fiber Cement
- 4 Board and Batten Gable Treatment: Fiber Cement
- 5 Manufactured Stone Veneer
- 6 Brick Cap
- 7 Windows: Insulated Vinyl
- 8 Garage Door: Metal Sectional Roll-Up
- 9 Entry Door: Fiberglass
- 10 Light Fixture (see specifications for detail)
- 11 Address Light

**PLAN 4**  
Elevation B - Craftsman

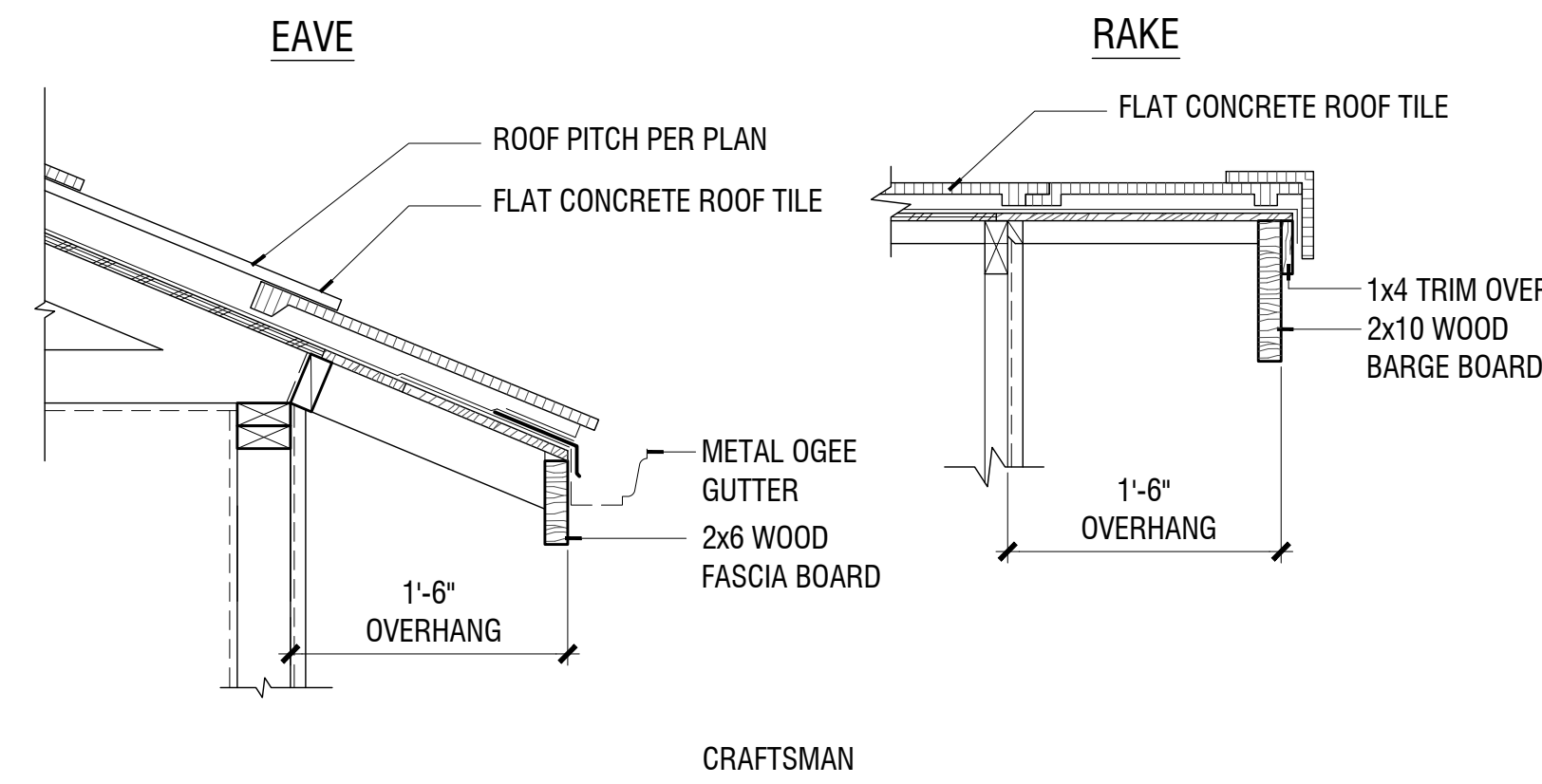
**HUMMINGBIRD COTTAGES**

CITY OF SONOMA, CA

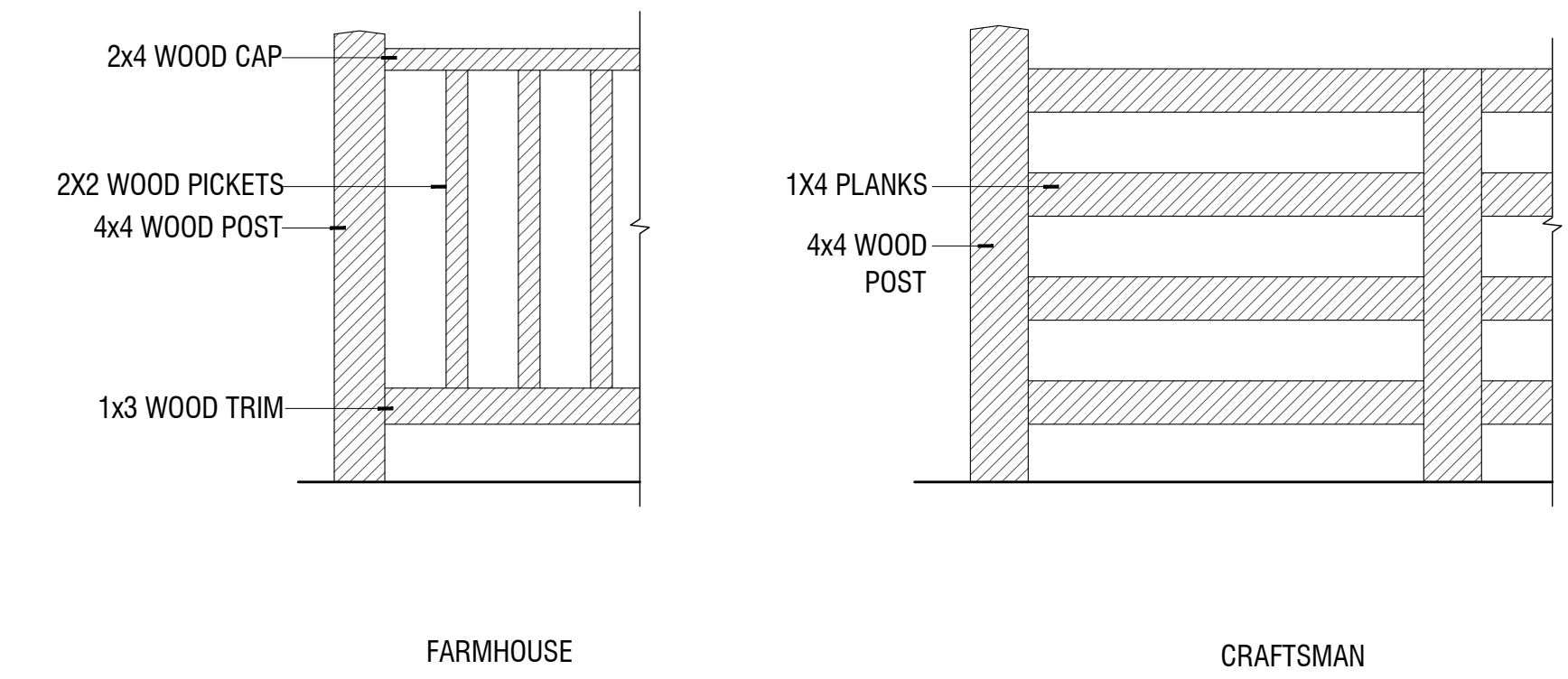




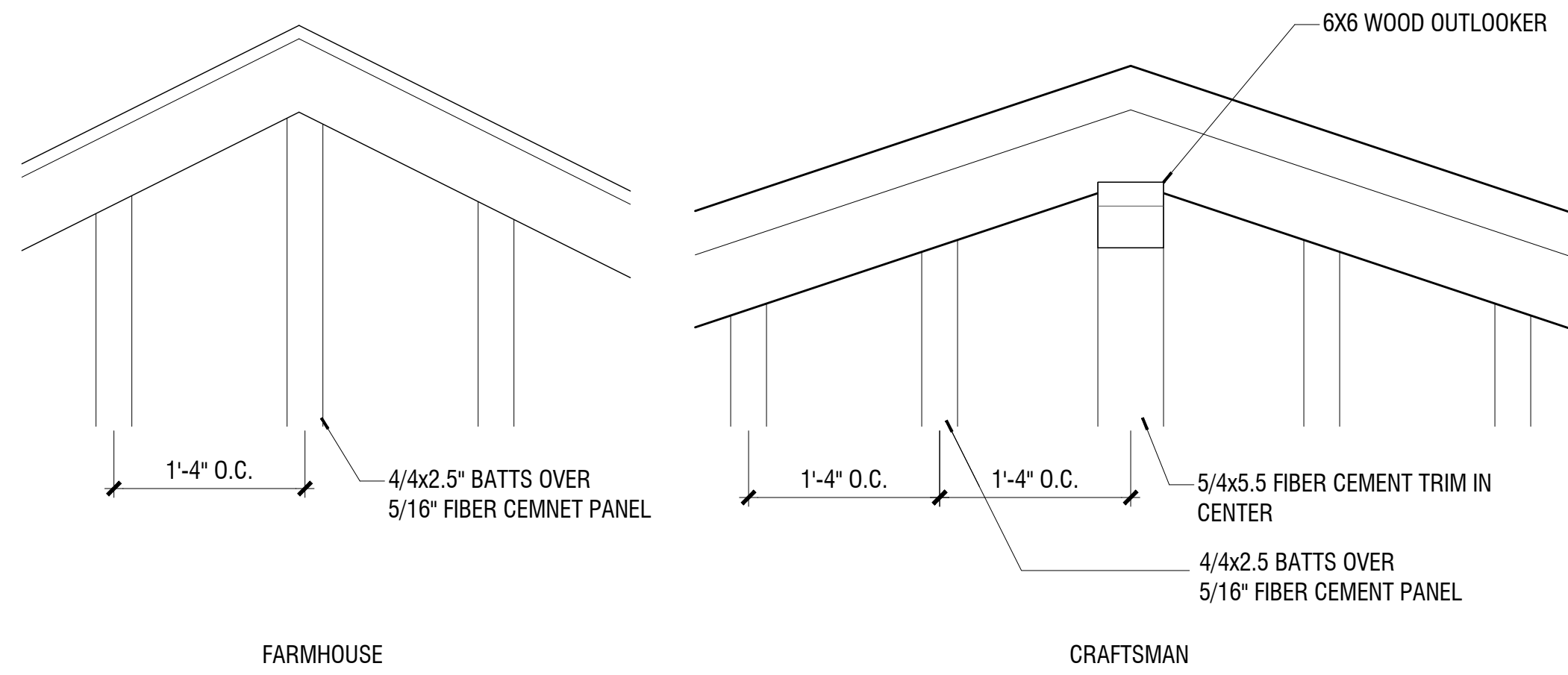
1 FLAT CONCRETE TILE ROOFING



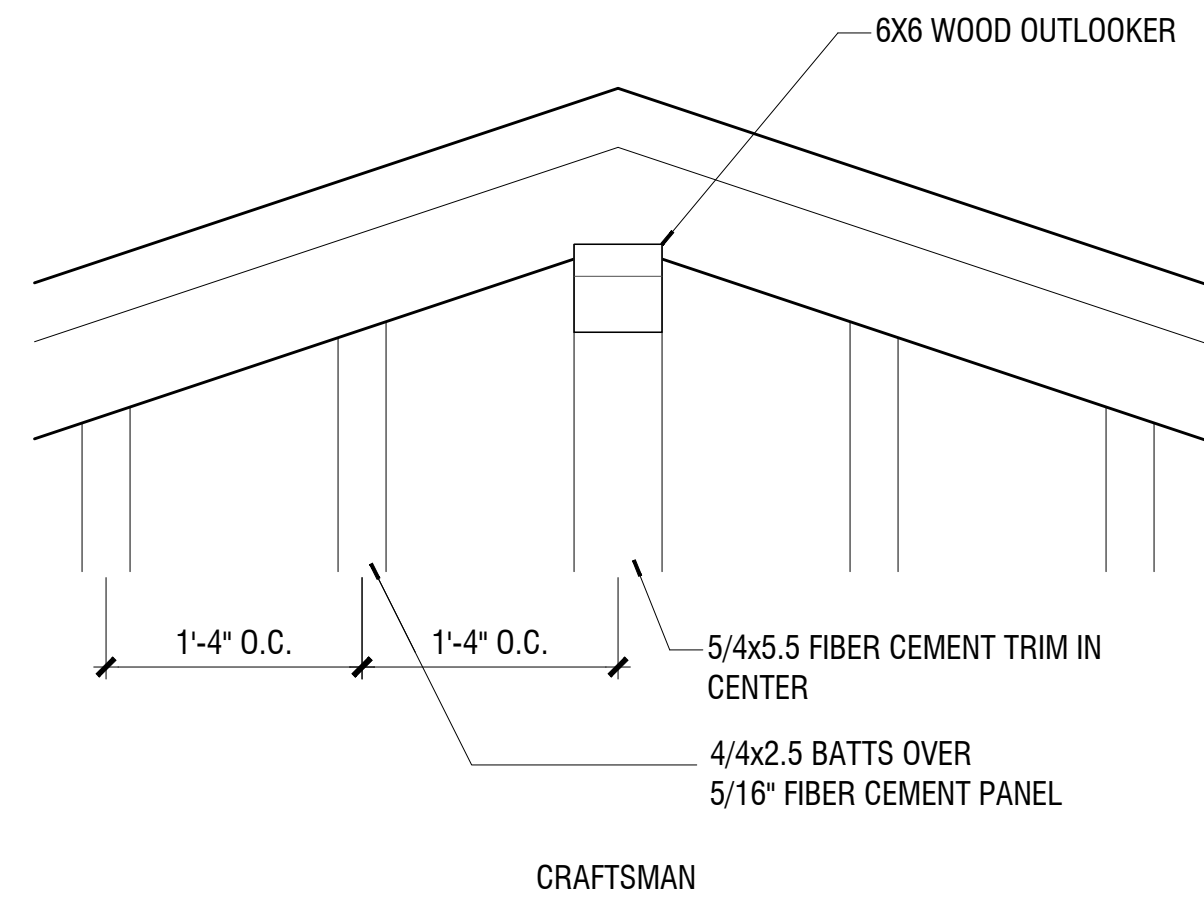
2 FLAT CONCRETE TILE ROOFING



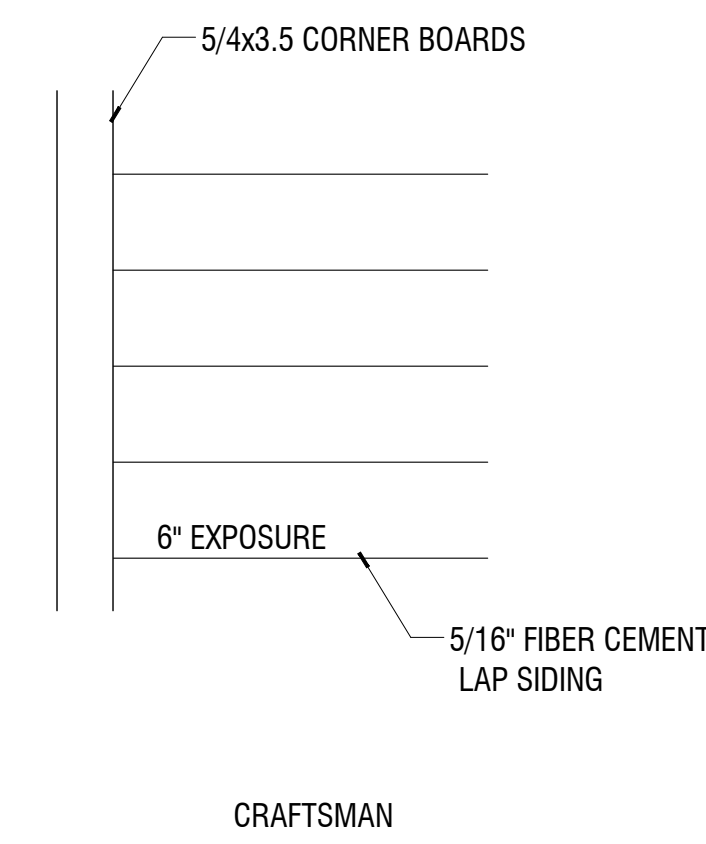
3 WOOD RAILING



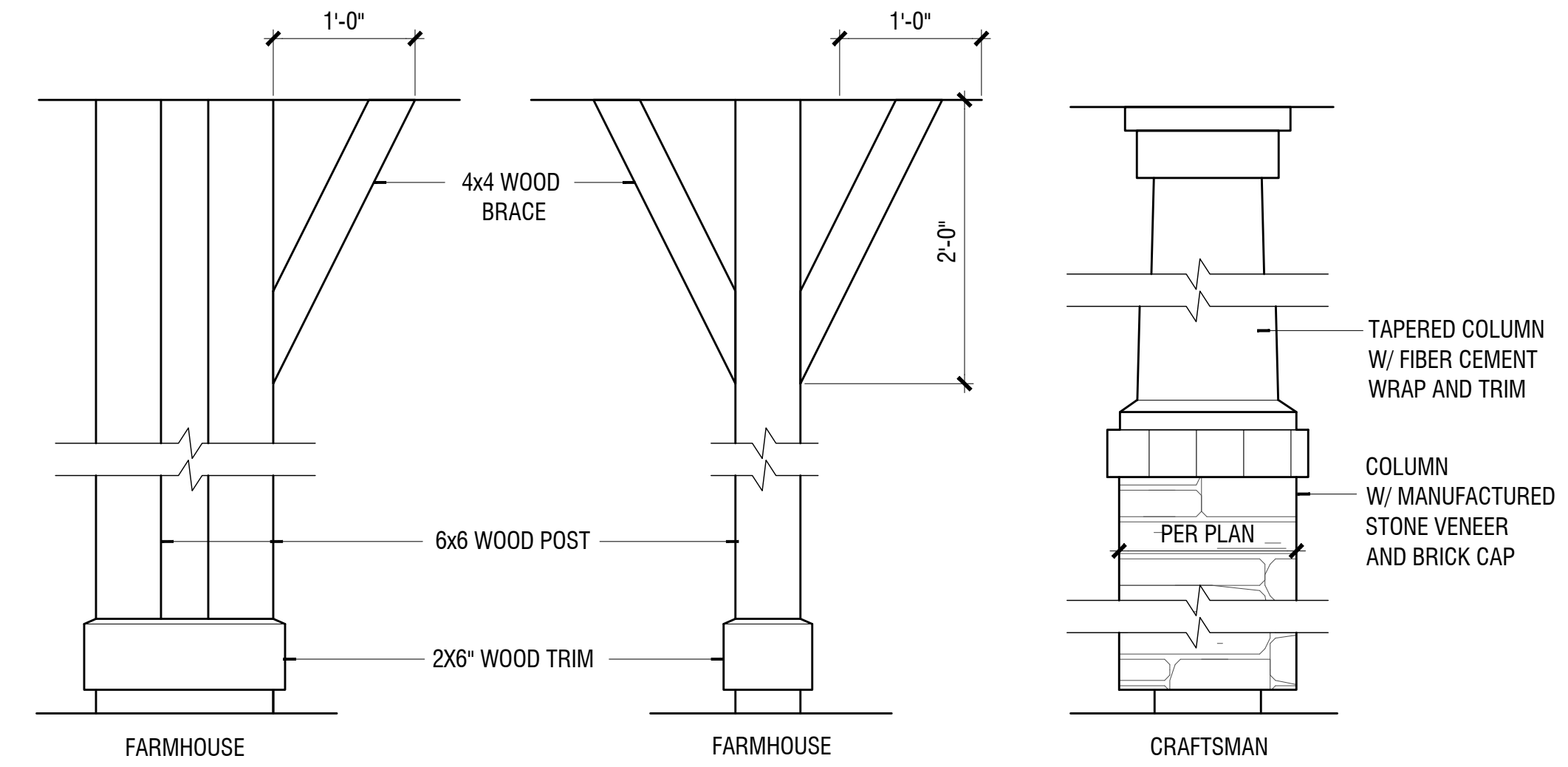
4 BOARD AND BATTEN SIDING



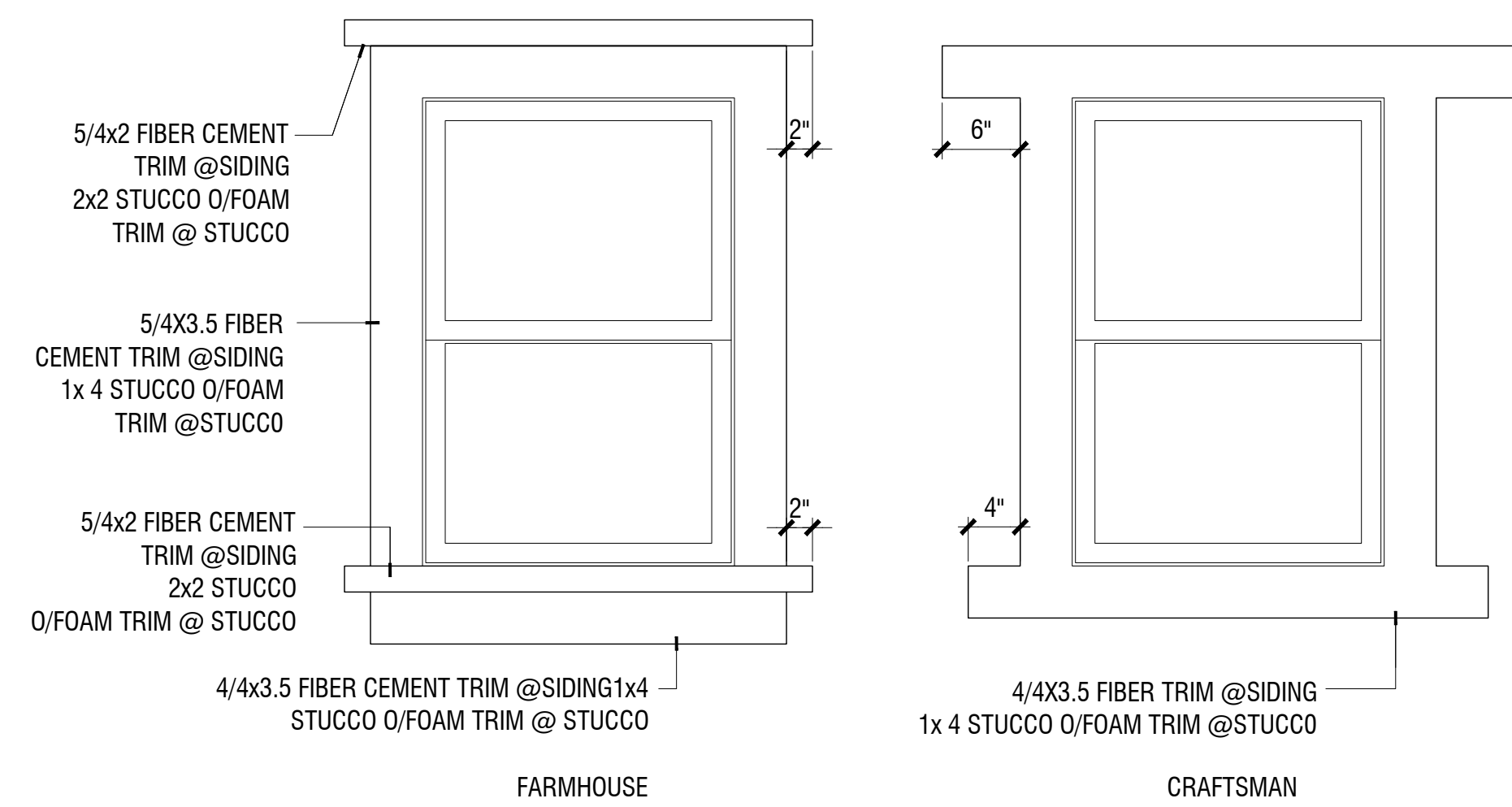
5 BOARD AND BATTEN GABLE DETAIL



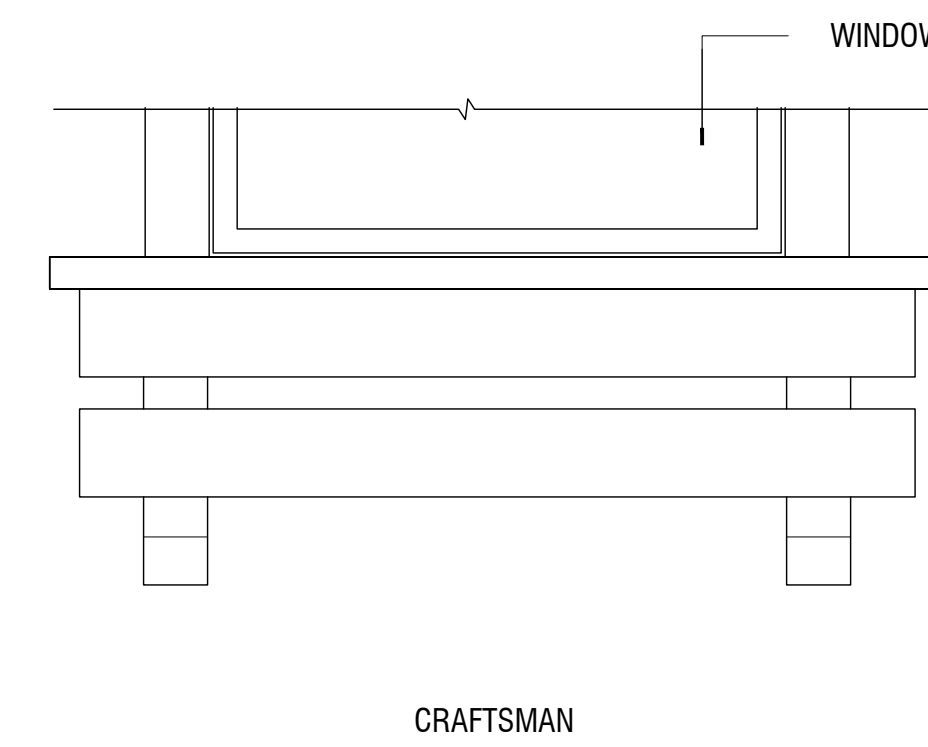
6 HORIZONTAL LAP SIDING



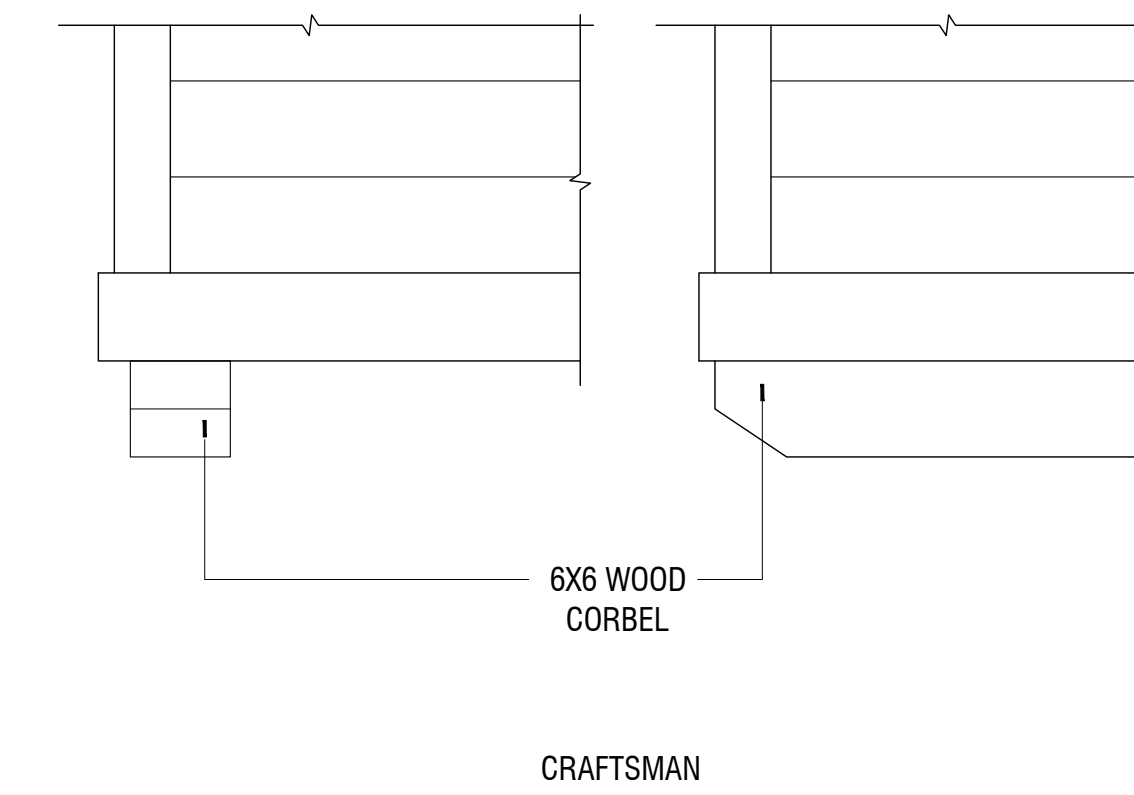
7 WOOD POST/COLUMN



8 DOOR/WINDOW TRIM



9 WOOD SHELF WITH CORBELS



10 WOOD CORBEL

# Architectural Details

Scale: 1"=1'-0"





Elevation A  
Farmhouse

Manufacturer: Progress Lighting  
Product Name: District Collection  
(One Light Outdoor Wall Lantern)  
Product Number: P5623-20  
Finish: Antique Bronze  
Dimensions: W: 12" H 10 1/2"



Elevation B  
Craftsman

Manufacturer: Progress Lighting  
Product Name: Callahan Collection  
(One Light Outdoor Wall Lantern)  
Product Number: P560053-103-30  
Finish: Antique Pewter  
Dimensions: W: 7" H 11"

## Exterior Lighting



# Color Scheme #1



**SCHEME 1**  
All Buildings



## HUMMINGBIRD COTTAGES

City of Sonoma, California  
 DENOVA HOMES  
 July 14, 2021 | 2020399

### Exterior Color & Materials

SCHEME 1 OF 3 ALL BUILDINGS

Material	Color	Manufacturer
<b>Roofing @ Elevation 'A' Farmhouse:</b> Concrete Slate Tile	4503 Sierra Madre Ref. .11 Emi. .92 A.SRI: 10 CRRC: 0918-0111	Eagle
<b>Flashing @ Duet 'A' Farmhouse Roof</b>	SW 7674 Peppercorn	Sherwin Williams
<b>Roofing @ Elevation 'B' Craftsman:</b> Concrete Shake Tile	5810 Avondale Blend Ref. .13 Emi. .95 A.SRI: 15 CRRC: 0918-0094	Eagle
<b>Flashing @ Duet 'B' Craftsman Roof</b>	SW 7515 Homestead Brown	Sherwin Williams
<b>Vinyl Windows (factory finish)</b>	White	Gilwin
<b>Brick Caps (standard raked joints)</b>	Grey Drift Tumbled Brick	Environmental StoneWorks
<b>Manufactured Stone (dry stacked joints)</b>	Grey Drift Mountain LedgeStone	Environmental StoneWorks
<b>Mortar @ Brick</b>	Misty Cove	Orco
<b>Gutters &amp; Downspouts</b>	Match Adjacent Color	Sherwin Williams
<b>Body Color #1</b>	SW 8917 Shell White	Sherwin Williams
<b>Body Color #2</b>	SW 7507 Stone Lion	Sherwin Williams
<b>Body Color #3</b>	SW 7515 Homestead Brown	Sherwin Williams
<b>Trim Color #1</b>	SW 6991 Black Magic	Sherwin Williams
<b>Trim Color #2</b>	SW 7061 Night Owl	Sherwin Williams
<b>Garage Door Weatherstrip (factory finish)</b>	Match Garage Door Color	TBD

NOTE: Notify WHA if any variation occurs between these schemes and the construction documents prior to purchase. Contact Corie Rath (925) 463-1700.

© 2022 WILLIAM HEZMALHALCH ARCHITECTS, INC. DBA WHA.

REVISIONS:

Number	Date	Description
1	3/12/22	'C' Mission elevation style removed.

# Color Scheme #2



**SCHEME 2**  
All Buildings



## HUMMINGBIRD COTTAGES

City of Sonoma, California  
 DENOVA HOMES  
 July 14, 2021 | 2020399

### Exterior Color & Materials

SCHEME 2 OF 3 ALL BUILDINGS

Material	Color	Manufacturer
<b>Roofing @ Elevation 'A' Farmhouse:</b> Concrete Slate Tile	4880 Shasta Blend Ref. .20 Emi. .94 A.SRI: 23 CRRC: 0918-0088	Eagle
<b>Flashing @ Duet 'A' Farmhouse Roof</b>	SW 7047 Porpoise	Sherwin Williams
<b>Roofing @ Elevation 'B' Craftsman:</b> Concrete Shake Tile	5699 Charcoal Range Ref. .15 Emi. .94 A.SRI: 16 CRRC: 0918-0046	Eagle
<b>Flashing @ Duet 'B' Craftsman Roof</b>	SW 7019 Gauntlet Gray	Sherwin Williams
<b>Vinyl Windows (factory finish)</b>	White	Gilwin
<b>Brick Caps (standard raked joints)</b>	Grey Drift Tumbled Brick	Environmental StoneWorks
<b>Manufactured Stone (dry stacked joints)</b>	Slate Southern LedgeStone	Environmental StoneWorks
<b>Mortar @ Brick</b>	Misty Cove	Orco
<b>Gutters &amp; Downspouts</b>	Match Adjacent Color	Sherwin Williams
<b>Body Color #1</b>	SW 7016 Mindful Gray	Sherwin Williams
<b>Body Color #2</b>	SW 7068 Grizzle Gray	Sherwin Williams
<b>Trim Color #1</b>	SW 7012 Creamy	Sherwin Williams
<b>Trim Color #2</b>	SW 7645 Thunder Gray	Sherwin Williams
<b>Accent Color</b>	SW 7605 Gale Force	Sherwin Williams
<b>Garage Door Weatherstrip (factory finish)</b>	Match Garage Door Color	TBD

NOTE: Notify WHA if any variation occurs between these schemes and the construction documents prior to purchase. Contact Corie Rath (925) 463-1700.

© 2021 WILLIAM HEZMALHALCH ARCHITECTS, INC. DBA WHA.

REVISIONS:

Number	Date	Description
1	3/12/22	'C' Mission elevation style removed.


## Exterior Color & Materials

# HUMMINGBIRD COTTAGES

CITY OF SONOMA, CA



# Color Scheme #3



## HUMMINGBIRD COTTAGES

City of Sonoma, California  
 DENOVA HOMES  
 July 14, 2021 | 2020399

**SCHEME 3**  
 All Buildings



### Exterior Color & Materials

SCHEME 3 OF 3

ALL BUILDINGS

Material	Color	Manufacturer
<b>Roofing @ Elevation 'A' Farmhouse:</b> Concrete Slate Tile	4511 Flintridge Gray Ref: .21 Emi: .93 A.SRI: 20 CRRC: 0918-0003	Eagle
<b>Flashing @ Duet 'A' Farmhouse Roof</b>	SW 7018 Dovetail	Sherwin Williams
<b>Roofing @ Elevation 'B' Craftsman:</b> Concrete Shake Tile	5808 Tombstone Blend Ref: .17 Emi: .95 A.SRI: 20 CRRC: 0918-0097	Eagle
<b>Flashing @ Duet 'B' Craftsman Roof</b>	SW 7515 Homestead Brown	Sherwin Williams
<b>Vinyl Windows (factory finish)</b>	White	Gilwin
<b>Brick Caps (standard raked joints)</b>	Autumn Blend Tumbled Brick	Environmental StoneWorks
<b>Manufactured Stone (dry stacked joints)</b>	Champagne Mountain LedgeStone	Environmental StoneWorks
<b>Mortar @ Brick</b>	Soft White	Orco
<b>Gutters &amp; Downspouts</b>	Match Adjacent Color	Sherwin Williams
<b>Body Color #1</b>	SW 7639 Ethereal Mood	Sherwin Williams
<b>Body Color #2</b>	SW 6257 Gibraltar	Sherwin Williams
<b>Body Color #3</b>	SW 7005 Pure White	Sherwin Williams
<b>Trim Color #1</b>	SW 7674 Peppercorn	Sherwin Williams
<b>Trim Color #2</b>	SW 6041 Otter	Sherwin Williams
<b>Accent Color</b>	SW 2837 Aurora Brown	Sherwin Williams
<b>Garage Door Weatherstrip (factory finish)</b>	Match Garage Door Color	TBD

NOTE: Notify WHA if any variation occurs between these schemes and the construction documents prior to purchase. Contact Corie Rath (925) 463-1700. © 2021 WILLIAM HEZMALHALCH ARCHITECTS, INC. DBA WHA.

REVISIONS:

Number	Date	Description
1	3/12/22	'C' Mission elevation style removed.

## Exterior Color & Materials

# HUMMINGBIRD COTTAGES

CITY OF SONOMA, CA