

ARE YOU A DO-IT-YOURSELFER?

YOU CAN PUT THE BRAKES
ON WATER POLLUTION

Did You Know?

Each year millions of gallons of used motor oil are disposed of improperly: dripped, spilled or poured directly onto the ground or down storm drains.


It only takes four quarts, or about one oil change, of used motor oil to foul one million gallons of drinking water.

Many brake pads contain metals that wear away a little by little. The metal breaks down into dust each time you apply the brakes.

Brake pads can contain as much as 20 percent copper; which is toxic to aquatic life at the case of the food chain. The also contain lead and zinc. (Source: US EPA)


www.cleanwatercampaign.com

City of Warr Acres
5930 N.W. 49th Street
Warr Acres, OK 73122



**PUT THE BRAKES
ON
WATER POLLUTION**

TIPS FOR MAINTAINING OR
REPAIRING YOUR VEHICLE AT HOME




BE AWARE OF WHERE YOU WORK

Any drips or spills on the ground can be carried away by rainwater to a storm drain and into a nearby river: lake or stream.

Choose to work on a flat concrete surface where you can easily clean up accidental spills. Remember the phrase "keep it clean, drains to stream" when you work on paved surfaces.

Never work on a vehicle in the street or near a storm drain.



FOLLOW THESE TIPS WHEN CHANGING YOUR OIL OR OTHER VEHICLE FLUIDS

Use funnels or pumps when handling liquid products or wastes to avoid spills.

Capture vehicle fluids in separate drip pans or containers. Properly recycle used oil, antifreeze and other vehicle fluids. Do not mix vehicle fluids.


Use plastic tarps and drip pans if a car is leaking. Pour the oil collected on tarp back into a drip pan.

Drain and recycle used filters. Poke holes in the filter and let it drain into your oil pan for several hours before you recycle.

As an alternative, you can use kitty litter, sawdust or oil absorbent to clean spills. Apply it to the spill, sweep it up and dispose of the waste in the trash.

If spills occur, use an absorbent pad to clean the spill. Squeeze the pad to wring out excess liquids. Place the used pad in a plastic bag and then dispose in the trash.

Collect your used motor oil, antifreeze and oil filters in separate containers for transport to a nearby recycling station. Tires and batteries are some other items that can be recycled.




PUT THE BRAKES ON POLLUTION WHEN REPLACING BRAKE PARTS

Many brake pads contain copper; which wears off as the pads wear and contributes to stormwater pollution.

Don't hose down brake pads, rotors or drums.

Use shop cloths to wipe as much brake dust as possible from the rotors and drums before using brake cleaner fluid. The shop cloths can be laundered and reused.

Recycle cleaner fluid by using a drip pan. Reuse collected cleaner to clean rotors and drums.



WASH YOUR CAR AT A NEARBY CAR WASH

Wash water from washing your car at home can contain detergents, metal, oil, sediment and other debris that can pollute nearby rivers, lakes and streams.

For spot cleaning, wipe the vehicle with a damp cloth instead of washing it.

Take your vehicle to a commercial car wash that recycles water. This will prevent detergents and other contaminants from being washed down a storm drain or drainage ditch.



DID YOU KNOW THE FOLLOWING CAN BE RECYCLED?

- Transmission fluid
- Used tires
- Brake Fluid
- Used oil filters
- Car batteries
- Antifreeze
- Used motor oil

For the nearest location near you, call **1-800-CLEANUP** or visit **www.1800cleanup.org**.