



MATCH NOTES

MATCH 14

Vegas Thrill (5-9) at Omaha Supernovas (9-4)



Saturday | March 30 | 6 p.m. CDT
Supernovas Radio Network on 93.7 The Ticket
CHI HEALTH CENTER, OMAHA, NEBRASKA

Omaha Interim Head Coach.... Laura "Bird" Kuhn Vegas Head Coach Fran Flory
Supernovas Record (1st season) 8-3 (.727) Thrill Record (1st season) 5-9 (.357)
Career Record (6th season) 84-63 (.571) Career Record (32nd season) ... 520-423 (.551)

SERIES NOTES: This is the third meeting between the Omaha Supernovas and Vegas Thrill. The series is tied at one win apiece for the two teams as Vegas took the first match with a five-set win in Omaha on Feb. 7. The Supernovas responded back with a 3-1 win in Vegas on Feb. 15

RADIO INFORMATION



- Saturday's match will be the 14th of all 24 matches broadcasted on the Supernovas Radio Network highlighted by the flagship station 93.7 The Ticket. It can also be heard on The Boss 95.7 (Omaha), KRNV (Lexington), KOLT (Scottsbluff) and KTIC (West Point).
- Broadcast Crew: Derrick Pearson (PxP) and Renee Saunders (Color Analyst).

BROADCAST INFORMATION



- Saturday's match will be broadcasted live on the official Nebraska Public Media channel that can be watched online or on your local cable provider.
- Broadcast Crew: Larry Puntene (PxP) and Lindsay Peterson (Color Analyst).

BROADCAST INFORMATION



- Saturday's match will be streamed live on the Pro Volleyball Federation's YouTube Channel.

WELCOME TO PROFESSIONAL VOLLEYBALL

The Omaha Supernovas are one of seven teams taking the court in the inaugural season of Pro Volleyball Federation. Below are a few facts about Omaha and Pro Volleyball Federation.

- ⇒ Pro Volleyball Federation head coaches have combined for more than 2,500 career victories.
- ⇒ The League boasts 17 players from the United States who have played with the National Team. Overall, there are 35 players who have been part of an Olympic or National Team.
- ⇒ Natalia Valentín-Anderson (Puerto Rico), Bethania de la Cruz (Dominican Republic) and Tori Dixon (U.S.A.) represent the three Olympians for the Supernovas.

SUPERNOVAS-THRILL CONNECTIONS

There are a few connections between the Supernovas and Thrill as they face off for the third time this season.

- ⇒ John Corbelli was an assistant coach at San Jose State alongside Vegas assistant Denise Corlett during the 1987 and 1988 college volleyball seasons.
- ⇒ Vegas setter Ainise Havili was the starting setter for Kansas University when Supernovas Interim Head Coach Laura "Bird" Kuhn coached in Lawrence.

OMAHA SUPERNOVAS COMMUNICATIONS

GEOFF EXSTROM

Director of Communications & Media Relations

gexstrom@supernovas.com


308.627.8140



2024 SCHEDULE

| Date | Opponent | Time/Result |
|-------|-----------------|-------------|
| 01.24 | Atlanta | L, 2-3 |
| 02.03 | San Diego | W, 3-0 |
| 02.07 | Vegas | L, 2-3 |
| 02.12 | at Grand Rapids | W, 3-1 |
| 02.15 | at Vegas | W, 3-1 |
| 02.18 | Orlando | W, 3-1 |
| 02.21 | at Columbus | L, 3-1 |
| 02.25 | at Orlando | W, 3-1 |
| 02.29 | at Atlanta | W, 3-0 |
| 03.09 | at Orlando | W, 3-2 |
| 03.14 | Atlanta | L, 3-1 |
| 03.16 | Orlando | W, 3-1 |
| 03.28 | Grand Rapids | W, 3-1 |
| 03.30 | Vegas | 6 p.m. |
| 04.02 | at San Diego | 9 p.m. |
| 04.04 | Columbus | 7 p.m. |
| 04.13 | at Atlanta | 6 p.m. |
| 04.20 | San Diego | 6 p.m. |
| 04.23 | at San Diego | 9 p.m. |
| 04.26 | at Grand Rapids | 7 p.m. |
| 05.04 | at Columbus | 6 p.m. |
| 05.06 | at Vegas | 9 p.m. |
| 05.09 | Columbus | 7 p.m. |
| 05.12 | at Grand Rapids | 3 p.m. |

All times Central and subject to change



THIS WEEK FOR THE OMAHA SUPERNOVAS

| | | | | | | |
|-----------------|--|-----------------|--------------|---|--------------|---|
| 03.29 | 03.30 | 03.31 | 04.01 | 04.02 | 04.03 | 04.04 |
| Closed Practice | MATCH DAY! Vs. Vegas 6 p.m. CDT | Closed Practice | Travel Day | MATCH DAY! At San Diego 9 p.m. CDT | Travel Day | MATCH DAY! Vs. Columbus 7 p.m. CDT |

BRINGING HOME THE HARDWARE

The Supernovas are home to three NCAA National Champions with middle blocker Danielle Hart [Wisconsin], Sydney Hilley [Wisconsin] and Gabby [Curry] Thompson [Kentucky]. Hart and Hilley were teammates when the Badgers won their first national title in school history in 2021. Thompson was the starting libero for Kentucky's first national title in the 2021 spring NCAA Tournament that took place in Omaha.

IF YOU WANT SOFT SERVE, GO GET ICE CREAM

The Supernovas have had major production from behind the service line posting some of the best serving numbers in the Pro Volleyball Federation.

- ⇒ Omaha outside hitter Bethania de la Cruz leads the League with 23 aces through 13 matches.
- ⇒ De la Cruz has set the Pro Volleyball Federation record for most aces in a single match (6) twice this season. Once against Vegas on February 7 and again on February 12 at Grand Rapids.
- ⇒ The Supernovas rank first in the league in aces per match (4.85) while totaling 63 aces through 13 matches. That total also being the highest among all teams.
- ⇒ The Supernovas also own the league record for most team aces in one match with 10 against Vegas on February 7. No one else has touched double digits.
- ⇒ Vegas enters Saturday fifth in the Pro Volleyball Federation with 3.0 aces per match. The season total for the Thrill stands at 42 aces in 14 contests.
- ⇒ Outside hitter Hannah Maddux is the team leader for the Thrill with 10 aces on the season.

OLYMPIC EXPERIENCE

Natalia Valentín-Anderson [Puerto Rico], Bethania de la Cruz [Dominican Republic] and Tori Dixon [U.S.A.] mark the three Olympians on the Supernovas roster. Valentín-Anderson was the setter for Puerto Rico in Rio 2016 as they finished 11th. De la Cruz is a two-time Olympian aiding the Dominican Republic to a fifth-place finish in London 2012 and eighth place in Tokyo 2020. She'll also play for the D.R. in Paris 2024. Dixon was an alternate for the U.S. in 2016 after suffering a torn ACL earlier that year.

BIG TEN TERRITORY

The Big Ten conference has a strong presence on the Supernovas roster with numerous players who attended Big Ten schools.

- ⇒ Eight of the 18 players on Omaha's roster attended Big Ten schools for their college careers.
- ⇒ Those players include Tori Dixon [Minnesota], Danielle Hart [Wisconsin], Sydney Hilley [Wisconsin], Nia Reed [Penn State], Gina Mancuso-Prososki [Nebraska], Brooke Nuneviller [Oregon], Kendall White [Penn State] and Kyla Swanson [Illinois].
- ⇒ Omaha's roster has combined for 15 All-Big Ten selections and 11 Big Ten titles.

ACE ME IF YOU CAN

Omaha has been light years ahead of the competition in serve

receive this season. The Supernovas have received 1,034 serves in 13 matches and have only allowed 32 aces on the year. Omaha hasn't allowed more than six aces in any match this season which includes two contests with zero opponent serves hitting the floor. The Supernovas allow an average of 2.46 aces per match with San Diego coming closest at 2.78 per match. Vegas enters the match Thursday allowing 3.93 opponent aces per match which is fifth in the league.

I LIKE BIG BLOCKS AND I CANNOT LIE

Supernovas middle blockers Hristina Vuchkova and Tori Dixon has formed into a lethal combo in the middle for Omaha midway through the inaugural season. Both blockers sit inside the top five in total blocks across the league through 13 matches with Dixon leading the team with 36 blocks. Vuchkova has skyrocketed up the leaderboards since joining the Supernovas in mid February, quickly accumulating 34 blocks in 10 matches. The Bulgarian national team member took some time adjusting after coming over from the Chinese League, totaling 10 blocks in her first five matches with the Supernovas. Vuchkova has found another gear in the latest string of contests, recording 24 blocks in the last five matches alone becoming a nightmare for opposing hitters. In fact, Vuchkova has tied her own franchise record of five blocks on five separate occasions this season. Dixon has also tied that franchise record once.

TEAMMATE REUNIONS

Between the Supernovas and Thrill, there will be plenty of teammate reunions when they hit the court Saturday night inside the CHI Health Center.


- ⇒ Kendall White and Nia Reed were teammates during their time at Penn State, which includes a Big Ten title in 2017, and reunite in Omaha.
- ⇒ Sydney Hilley and Danielle Hart enjoyed historic success during their careers at Wisconsin, leading the Badgers to their first national title in 2021 as well as four straight Big Ten titles from 2019-2022.
- ⇒ Nuneviller reunites with her former setter at Oregon University in Hannah Pukis, who was drafted No. 3 overall by Vegas in the 2023 U.S. College Player Draft.
- ⇒ Vegas outside hitter Gabby Gonzales spent her fifth season of college playing for Oregon alongside Pukis, but that was one season after Nuneviller graduated.

PRESEASON FAVORITES

The Omaha Supernovas were voted the preseason favorites of the Pro Volleyball Federation for its inaugural season. Omaha received the most first-place votes with four resulting in 33 points. The Atlanta Vibe were right behind recording three first-place votes and 32 points. The Columbus Fury received the other first-place vote, but only had 23 points. The Grand Rapids Rise received 23 points, San Diego Mojo 15, Orlando Valkyries 12 and Vegas Thrill 9.

Supernovas outside hitter Bethania de la Cruz was named to the Pro Volleyball Federation preseason All-League team. Vegas middle blocker Molly McCage was also selected.


PROJECTED STARTERS




De la Cruz



Hilley



Schaben-Lansman



Vuchkova



Nuneviller



White

NUMERICAL ROSTER

FA = Free Agency DR = Draft TR = Trade

* - Franchise Tagged Players

| NO. | NAME | POS | HT | EXP | HOMETOWN | COLLEGE | ACQUIRED | INSTAGRAM |
|-----|----------------------------|-----|------|-----|-----------------------------------|-----------------------|----------|-------------------|
| 1 | Natalia Valentín-Anderson* | S | 5-8 | 13 | Caguas, Puerto Rico | FIU | FA | nvale09 |
| 2 | Sydney Hilley | S | 6-0 | 1 | Brooklyn Park, Minnesota | Wisconsin | FA | sydneyhilley |
| 3 | Kendall White | L | 5-7 | 3 | Zionsville, Indiana | Penn State | FA | kbaby10 |
| 5 | Brooke Nuneviller | OH | 5-10 | 1 | Chandler, Arizona | Oregon | FA | brooke_nuneviller |
| 6 | Tori Dixon | MB | 6-4 | 7 | Burnsville, Minnesota | Minnesota | FA | toridixon06 |
| 7 | Gina Mancuso-Prososki* | OH | 6-1 | 7 | Omaha, Nebraska | Nebraska | FA | gmancusopro7 |
| 10 | Jess Schaben-Lansman | OH | 6-2 | R | Defiance, Iowa | Iowa State / LSU | FA | jesslansman |
| 11 | Hristina Vuchkova | MB | 6-2 | 16 | Sofia, Bulgaria | Southwest U. Neophyte | FA | ruseva |
| 13 | Paige Briggs | OH | 5-10 | R | Ortonville, Michigan | Western Kentucky | DR / TR | _paigebiggs |
| 14 | Nia Reed | OPP | 6-2 | 5 | Fort Lee, New Jersey | Penn State | FA | niakai96 |
| 15 | Allison Mayfield | OH | 6-1 | 7 | Overland Park, Kansas | Kansas | FA | amayf |
| 18 | Bethania de la Cruz | OH | 6-2 | 22 | Santa Domingo, Dominican Republic | N/A | FA | thebigbeth |
| 23 | Gabby Thompson | L | 5-7 | R | Buford, Georgia | Kentucky | FA | gabbythompson__ |
| 24 | Sophie Davis | MB | 6-2 | R | Fort Lauderdale, Florida | James Madison | DR | sophiedavis |
| 25 | Maggie Cartwright | OPP | 5-11 | R | Kimberly, Wisconsin | Arkansas | DR | mcartwrightt |
| 81 | Danielle Hart | MB | 6-3 | R | Virginia Beach, Virginia | Wisconsin | FA | daniellehart |

COACHING STAFF

Interim Head Coach: Laura 'Bird' Kuhn (Georgia Tech, 2004)

Assistant Coach: John Xie (Ohio State, 1999)

Assistant Coach: John Corbelli (Santa Barbara, 1979)

Technical Coordinator: Thomas Robson (Viterbo, 2021)

Assistant Coach & Operations Assistant: Jazz Schmidt (Creighton, 2022)

Strength & Conditioning: Laura Pilakowski Buttermore (UNL, 2002)

SEASON-ENDING IR

Gina Mancuso-Prososki, OH, Nebraska

Danielle Hart, MB, Wisconsin

PRACTICE SQUAD

Maggie King, OH, W. Michigan

Kyla Swanson, MB, Auburn

HUMAN PERFORMANCE TEAM

Head Team Physician: Jaime Seeman

Head Athletic Trainer: Becca Himes

Team Nutritionist: Brooke Snyder

Mindset Coach: Larry Widman

ALPHABETICAL

- 13 Paige Briggs
- 25 Maggie Cartwright
- 18 Bethania de la Cruz
- 6 Tori Dixon
- 81 Danielle Hart
- 2 Sydney Hilley
- 15 Allison Mayfield
- 5 Brooke Nuneviller
- 14 Nia Reed
- 10 Jess Schaben-Lansman
- 23 Gabby Thompson
- 1 Natalia Valentín-Anderson
- 11 Hristina Vuchkova
- 3 Kendall White

FROM WHERE?

| | |
|-------------------------|---|
| Puerto Rico | 1 |
| Dominican Republic..... | 1 |
| Minnesota..... | 2 |
| Indiana..... | 1 |
| Wisconsin..... | 1 |
| Iowa..... | 1 |
| Michigan..... | 1 |
| New Jersey..... | 1 |
| Kansas..... | 1 |
| Georgia..... | 1 |
| California..... | 1 |
| Florida..... | 1 |
| Bulgaria..... | 1 |

PRONUNCIATION GUIDE

| Name | Pronunciation |
|--|-------------------------------|
| Natalia Valentín-Anderson..... | Val-Len-Teen |
| Brooke Nuneviller | Nun-Uh-Vill-Err |
| Gina Mancuso-Prososki ..Gee-Nah / Man-Que-So / Pro-Sauce-Key | |
| Jess Schaben-Lansman | Shay-Ben / Lands-Men |
| Nia Reed | Nee-Ah |
| Bethania De La Cruz | Bah-Thawn-Yah |
| Hristina Vuchkova | Her-Steen-Nah / Vooch-Cove-Va |
| Laura "Bird" Kuhn | Koon |
| John Xie | Shay |

Instagram

@omahasupernovas

TikTok

omahasupernovas

X (Twitter)

@OmahaSupernovas

Facebook

/NeProVB

YouTube

OmahaSupernovas

INTERIM HEAD COACH LAURA "BIRD" KUHN

Interim Head Coach Laura "Bird" Kuhn comes to Omaha with valuable coaching and playing experiences that span across multiple levels. A four-year standout at Georgia Tech University from 2001 through 2004, Kuhn led the Yellow Jackets to their first Elite Eight appearance in school history as well as three ACC titles. That also included making the NCAA Tournament in every season that Kuhn was on campus. Kuhn soon went into coaching, becoming a first-time assistant coach in 2007 at Appalachian State. Kuhn helped the Mountaineers to a 19-14 record, including a 14-4 conference mark. Kuhn left for an assistant coach job at Miami University one year later. While in Coral Gables, Bird aided the Hurricanes to a 67-28 record in three seasons including NCAA Tournament berths in two of her three years. Next came seven seasons as an assistant and associate head coach at Kansas University, lifting the Jayhawks to unprecedented heights. In 2015, Kuhn was named the AVCA National Assistant Coach of the Year after Kansas reached its first-ever Final Four that took place in Omaha. Following the 2017 season, Kuhn was hired as the sixth head coach in the history of the Texas A&M Volleyball program. Bird spent five seasons in College Station, finishing with a 76-60 overall record which included a Sweet 16 appearance in the 2019 NCAA Tournament. She was also named the SEC Coach of the Year that same season. Kuhn was hired as a Supernovas assistant in August 2023.



The Kuhn File

Alma Mater Georgia Tech University [2004]
 Hometown Tiffin, Ohio
 High School Calvert High School
 Birth Date November 17, 1982
 Nickname Laura "Bird" Kuhn

Coaching History

2023-present.....Omaha Supernovas [Interim Head Coach]
 2018-22 Texas A&M [Head Coach]
 2011-17 Kansas [Associate Head Coach]
 2008-10 Miami [Assistant Coach]
 2007 Appalachian State [Assistant Coach]

| Year | School | Overall | Conference | Postseason |
|---------|------------|--------------------|------------|---------------------|
| 2007 | App. State | 19-14 | 14-4 | - |
| 2008 | Miami | 26-6 | 14-6 | - |
| 2009 | Miami | 18-13 | 11-9 | NCAA First Round |
| 2010 | Miami | 23-9 | 13-7 | NCAA First Round |
| 2011 | Kansas | 15-14 | 4-14 | - |
| 2012 | Kansas | 26-7 | 12-4 | NCAA Second Round |
| 2013 | Kansas | 25-8 | 12-4 | NCAA Regional Semis |
| 2014 | Kansas | 22-9 | 10-6 | NCAA First Round |
| 2015 | Kansas | 30-3 | 14-2 | NCAA Final Four |
| 2016 | Kansas | 27-3 | 15-1* | NCAA Second Round |
| 2017 | Kansas | 22-8 | 11-5 | NCAA First Round |
| 2018 | Texas A&M | 17-13 | 10-8 | - |
| 2019 | Texas A&M | 23-8 | 13-5 | NCAA Regional Semis |
| 2020-21 | Texas A&M | 9-9 | 9-9 | - |
| 2021 | Texas A&M | 14-14 | 7-11 | - |
| 2022 | Texas A&M | 13-16 | 5-13 | - |
| Totals | | 76-60 [Head Coach] | 44-46 | |

DID YOU KNOW?

Coach Kuhn's father came up with "Bird" after seeing her bird-like legs in early childhood.

CHI Health Center

455 N. 10th Street
Omaha, Nebraska 68102
402-341-1500

Built for \$291 million and finished in the fall of 2003, CHI Health Center Omaha is a key element in the continued renovation and development of Omaha's riverfront. In addition to the Omaha Supernovas, it is also home to the Creighton Men's basketball team.

The facility formerly known as Qwest Center Omaha (2003-11) and CenturyLink Center Omaha (2011-18) has a capacity that holds over 17,000. CHI has seven locker rooms, five dressing rooms and a media interview room. A \$6 million Daktronics, Inc. scoreboard hangs from the arena. The CHI Health Center has hosted some of America's top sporting events including the NCAA Men's Basketball Championships, NCAA Volleyball Championships and U.S. Olympic Team Trials for Swimming.



OMAHA SUPERNOVAS QUICK FACTS

| | |
|---|---|
| Location | Omaha, Nebraska |
| Population | 868,000 (Metro) |
| First Season | 2024 |
| Colors | Amaranth, Purple, Light Blue, Navy Blue |
| Home Arena | CHI Health Center (Omaha, NE) |
| Capacity | 17,560 |
| Website | Supernovas.com |
| Ownership Group..... | Danny White Chris Erickson Jason Derulo |
| President | Diane Mendenhall |
| Senior VP Fan Experience & Revenue | Michael Stephens |
| VP, Organizational Development | Grant Gallo |
| VP, Broadcast and Public Relations | Jen Rae Wang |
| Advisor to the Organization | Shelton Collier |
| Director, Communications & Media Relations | Geoff Exstrom |
| Director, Digital Strategy & Content Creation | Nick Bowlby |
| Director, Fan Experience | Andrew Rosenau |
| Director, Corporate Partnerships | Murphy Glen |
| Director, Ticket Sales | Jacob Rockoff |
| Director of Operations | Rick Pruett |
| Special Operations | Melissa Hansen |
| Ticket Sales Associate | Nicole Meyer |
| Ticket Sales Associate | Dylan Boyte |
| Ticket Sales Associate | Trevor Stephens |
| Ticket Sales Associate | Rachel Magdanz |
| Ticket Sales Associate | Hannah Pham |

SUPERNOVAS BREAK PROFESSIONAL VOLLEYBALL U.S. ATTENDANCE RECORD FOR THIRD TIME

The Omaha Supernovas, Nebraska's major professional volleyball team, as part of Pro Volleyball Federation, have reset the attendance record for an indoor women's professional volleyball match in the United States for the third time this season as **12,090 fans** filled the CHI Health Center on Saturday, March 16.

The Supernovas now hold four of the top five U.S. attendance records, to include the top three. The Supernovas have now hosted at least 11,000 fans in four of their six home matches this season, which includes the two previous records. Omaha broke its last attendance mark of 11,918 fans when the Supernovas defeated the Orlando Valkyries 3-1 on February 18, 2024.

"The athletes and fans of the Omaha Supernovas are continuing to lead the way to show that the dream of the highest level of professional volleyball is now a reality in the United States," co-owner Danny White said. "Beyond the relentless dedication of the athletes, it takes a tremendous lift from staff behind-the-scenes to reach fans in dozens of states and set these national records. We will continue to grow and expand with the support of our fans."

Fellow Supernovas co-owner Chris Erickson said, "We are thankful to help continue to grow the sport and create opportunities for these athletes, which allows them to experience the tremendous support for the Supernovas throughout Nebraska and nationally. The quality and level of play on the court is truly world-class and it's great for us to have this in Nebraska. You can only fully appreciate it by seeing these athletes live, in person and in action."



PRO VOLLEYBALL FEDERATION



Pro Volleyball Federation is REAL PROVOLLEYBALL and the premier women's professional volleyball league in North America. Pro Volleyball Federation will begin play in January 2024 with world class players and coaches, including some of America's

greatest volleyball players and elite players from around the world. Our entire focus is on ensuring that our level and quality of play, our treatment of players, the quality of our event presentations, and our day-to-day fan experience is world class and the very best offered in North America.

2024 Pro Volleyball Federation Standings

| | W | L | PCT. | Home | Away |
|-------------------|----|---|------|------|------|
| Atlanta Vibe | 10 | 4 | .714 | 5-2 | 5-2 |
| Omaha Supernovas | 9 | 4 | .692 | 4-3 | 5-1 |
| Grand Rapids Rise | 6 | 6 | .500 | 3-2 | 3-4 |
| Columbus Fury | 5 | 6 | .455 | 3-2 | 2-4 |
| Orlando Valkyries | 5 | 8 | .385 | 3-4 | 2-4 |
| Vegas Thrill | 5 | 9 | .357 | 1-6 | 4-3 |
| San Diego Mojo | 3 | 6 | .333 | 2-3 | 1-3 |

UPCOMING PRO VOLLEYBALL FEDERATION SCHEDULE

Monday, April 1

Atlanta at Grand Rapids 6 p.m. CT

Tuesday, April 2

Omaha at San Diego 9 p.m. CT

Thursday, April 4

Columbus at Omaha 7 p.m. CT

Saturday, April 6

Orlando at Grand Rapids 6 p.m. CT

Sunday, April 7

Columbus at San Diego 6 p.m. CT

Monday, April 8

Atlanta at Vegas 9 p.m. CT

Wednesday, April 10

Atlanta at San Diego 9 p.m. CT

Thursday, April 11

Grand Rapids at Orlando 6 p.m. CT



COMING IN 2025

Dallas

Indianapolis

Kansas City

2024 TEAM STATISTICS

| Date | | | | | | | | Kills | Errors | Attacks | Attack% | Assists | Digs | Blocks | Aces | Errors |
|---------|-----|----|----|----|----|--------|--|-------|--------|---------|---------|---------|------|--------|------|--------|
| 01.24 | ATL | 26 | 25 | 17 | 19 | 15 - 3 | | 62 | 29 | 203 | .163 | 58 | 97 | 16 | 2 | 9 |
| L (2-3) | OMA | 24 | 23 | 25 | 25 | 13 - 2 | | 65 | 23 | 195 | .215 | 53 | 94 | 12 | 5 | 11 |
| 02.03 | OMA | 25 | 25 | 25 | 3 | | | 44 | 6 | 102 | .373 | 41 | 44 | 8 | 5 | 8 |
| W(3-0) | SD | 17 | 18 | 22 | 0 | | | 42 | 14 | 112 | .250 | 38 | 39 | 0 | 2 | 9 |
| 02.07 | LV | 19 | 25 | 25 | 18 | 15 - 3 | | 64 | 21 | 195 | .221 | 58 | 79 | 15 | 1 | 16 |
| L (2-3) | OMA | 25 | 23 | 20 | 25 | 12 - 2 | | 58 | 25 | 176 | .188 | 54 | 90 | 10 | 8 | 9 |
| 02.12 | OMA | 21 | 33 | 30 | 25 | 3 | | 60 | 24 | 182 | .198 | 56 | 77 | 12 | 10 | 12 |
| W (3-1) | GR | 25 | 31 | 28 | 21 | 1 | | 62 | 26 | 179 | .201 | 58 | 84 | 13 | 3 | 10 |
| 02.15 | OMA | 25 | 24 | 25 | 25 | 3 | | 60 | 22 | 154 | .247 | 54 | 62 | 11 | 5 | 4 |
| W (3-1) | LV | 15 | 26 | 22 | 19 | 1 | | 54 | 21 | 148 | .223 | 51 | 66 | 13 | 0 | 10 |
| 02.18 | OMA | 25 | 25 | 21 | 25 | 3 | | 52 | 11 | 137 | .299 | 46 | 64 | 13 | 4 | 9 |
| W (3-1) | ORL | 13 | 21 | 25 | 20 | 1 | | 51 | 26 | 155 | .161 | 46 | 64 | 6 | 2 | 14 |
| 02.21 | COL | 25 | 25 | 23 | 25 | 3 | | 63 | 20 | 168 | .256 | 58 | 77 | 12 | 0 | 7 |
| L (3-1) | OMA | 12 | 21 | 25 | 23 | 1 | | 47 | 20 | 160 | .169 | 43 | 64 | 6 | 2 | 10 |
| 02.25 | OMA | 30 | 17 | 25 | 25 | 3 | | 56 | 24 | 176 | .182 | 51 | 82 | 8 | 3 | 7 |
| W (3-1) | ORL | 28 | 25 | 23 | 18 | 1 | | 58 | 23 | 174 | .201 | 56 | 80 | 14 | 3 | 12 |
| 02.29 | OMA | 25 | 25 | 25 | 3 | | | 42 | 14 | 146 | .192 | 36 | 59 | 9 | 7 | 5 |
| W (3-0) | ATL | 22 | 20 | 22 | 0 | | | 42 | 17 | 133 | .188 | 39 | 74 | 5 | 2 | 3 |
| 03.09 | OMA | 25 | 17 | 25 | 18 | 15 - 3 | | 62 | 19 | 171 | .251 | 55 | 87 | 11 | 5 | 11 |
| W(3-2) | ORL | 19 | 25 | 18 | 25 | 6 - 2 | | 55 | 20 | 183 | .191 | 51 | 72 | 7 | 4 | 11 |
| 03.14 | ATL | 25 | 15 | 25 | 25 | 3 | | 57 | 24 | 139 | .237 | 54 | 69 | 13 | 3 | 10 |
| L (3-1) | OMA | 20 | 25 | 21 | 12 | 1 | | 38 | 20 | 140 | .129 | 33 | 49 | 12 | 3 | 6 |
| 03.16 | ORL | 23 | 25 | 22 | 20 | 1 | | 57 | 27 | 173 | .173 | 53 | 87 | 8 | 4 | 9 |
| W (3-1) | OMA | 25 | 22 | 25 | 25 | 3 | | 53 | 17 | 168 | .214 | 49 | 76 | 12 | 4 | 11 |
| 03.28 | GR | 25 | 25 | 28 | 22 | 1 | | 58 | 23 | 175 | .200 | 53 | 67 | 11 | 6 | 8 |
| W (3-1) | OMA | 27 | 20 | 30 | 25 | 3 | | 68 | 24 | 179 | .246 | 59 | 79 | 9 | 2 | 10 |
| 03.30 | LV | | | | | | | | | | | | | | | |
| | OMA | | | | | | | | | | | | | | | |
| 04.02 | OMA | | | | | | | | | | | | | | | |
| | SD | | | | | | | | | | | | | | | |
| 04.04 | COL | | | | | | | | | | | | | | | |
| | OMA | | | | | | | | | | | | | | | |
| 04.13 | OMA | | | | | | | | | | | | | | | |
| | ATL | | | | | | | | | | | | | | | |
| 04.20 | SD | | | | | | | | | | | | | | | |
| | OMA | | | | | | | | | | | | | | | |
| 04.23 | OMA | | | | | | | | | | | | | | | |
| | SD | | | | | | | | | | | | | | | |
| 04.26 | GR | | | | | | | | | | | | | | | |
| | OMA | | | | | | | | | | | | | | | |
| 05.04 | OMA | | | | | | | | | | | | | | | |
| | COL | | | | | | | | | | | | | | | |
| 05.06 | OMA | | | | | | | | | | | | | | | |

Natalia Valentín-Anderson

Setter, 5-10, Caguas, Puerto Rico / Florida International

Career Highlights

- Puerto Rican National Team Member
- Four-time Best Setter of the Year in Puerto Rican League
- 2009 AVCA All-American at FIU



MATCH-BY-MATCH STATISTICS

| | SP | K | TA | PCT | SA | AST | DIG | BLK |
|------------------|------------|------------|------------|-------------|------------|-------------|------------|------------|
| Atlanta | 5 | 1 | 1 | 1.000 | 0 | 8 | 3 | 0 |
| San Diego | 2 | 0 | 0 | - | 1 | 9 | 2 | 0 |
| Vegas | 3 | 0 | 0 | - | 0 | 5 | 7 | 0 |
| At Grand Rapids | 4 | 4 | 6 | .500 | 0 | 50 | 19 | 0 |
| At Vegas | 2 | 1 | 2 | .500 | 0 | 20 | 3 | 0 |
| Orlando | 1 | - | - | - | 0 | 1 | 1 | 0 |
| At Columbus | 4 | 1 | 3 | .333 | 0 | 36 | 12 | 0 |
| At Orlando | 4 | 2 | 4 | .250 | 0 | 47 | 17 | 2 |
| At Atlanta | 3 | 3 | 8 | .375 | 1 | 34 | 12 | 0 |
| At Orlando | 2 | 0 | 1 | .000 | 0 | 15 | 8 | 0 |
| Atlanta | 2 | 1 | 1 | 1.000 | 0 | 5 | 3 | 0 |
| Orlando | | | | DNP | | | | |
| Grand Rapids | | | | DNP | | | | |
| Vegas | | | | | | | | |
| At San Diego | | | | | | | | |
| Columbus | | | | | | | | |
| at Atlanta | | | | | | | | |
| San Diego | | | | | | | | |
| At San Diego | | | | | | | | |
| Grand Rapids | | | | | | | | |
| at Columbus | | | | | | | | |
| at Vegas | | | | | | | | |
| Columbus | | | | | | | | |
| At Grand Rapids | | | | | | | | |
| TOTALS | 32 | 13 | 26 | .423 | 2 | 230 | 87 | 2 |
| PER MATCH | 2.9 | 1.2 | 2.4 | - | .18 | 20.9 | 7.9 | .18 |

Sydney Hilley

Setter, 6-0, Brooklyn Park, Minnesota / Wisconsin

Career Highlights

- Member of 2023 USA National Team
- 2021 National Champion at Wisconsin
- Five-Time AVCA All-American
- Three-time BIG Setter of the Year



MATCH-BY-MATCH STATISTICS

| | SP | K | TA | PCT | SA | AST | DIG | BLK |
|------------------|------------|------------|------------|-------------|-----------|-------------|------------|-----------|
| Atlanta | 5 | 2 | 11 | .180 | 0 | 39 | 15 | 0 |
| San Diego | 3 | 1 | 5 | .000 | 1 | 26 | 8 | 0 |
| Vegas | 5 | 0 | 2 | .000 | 0 | 40 | 20 | 1 |
| At Grand Rapids | | | | DNP | | | | |
| At Vegas | 3 | 1 | 4 | .250 | 0 | 31 | 6 | 1 |
| Orlando | 4 | 2 | 5 | .200 | 1 | 38 | 14 | 3 |
| At Columbus | 1 | 2 | 3 | .667 | 0 | 3 | 3 | 0 |
| At Orlando | | | | DNP | | | | |
| At Atlanta | | | | DNP | | | | |
| At Orlando | 4 | 4 | 4 | .750 | 2 | 33 | 7 | 0 |
| Atlanta | 4 | 0 | 5 | -.200 | 0 | 23 | 4 | 0 |
| Orlando | 4 | 1 | 3 | .333 | 1 | 41 | 15 | 1 |
| Grand Rapids | 4 | 5 | 7 | .714 | 0 | 51 | 15 | 0 |
| Vegas | | | | | | | | |
| At San Diego | | | | | | | | |
| Columbus | | | | | | | | |
| at Atlanta | | | | | | | | |
| San Diego | | | | | | | | |
| At San Diego | | | | | | | | |
| Grand Rapids | | | | | | | | |
| at Columbus | | | | | | | | |
| at Vegas | | | | | | | | |
| Columbus | | | | | | | | |
| At Grand Rapids | | | | | | | | |
| TOTALS | 37 | 17 | 49 | .286 | 5 | 325 | 98 | 6 |
| PER MATCH | 3.7 | 1.7 | 4.9 | - | .5 | 32.5 | 9.8 | .6 |

Kendall White

Libero, 5-7, Zionsville, Indiana / Penn State

Career Highlights

- Member of 2023 USA National Team
- Three-time AVCA All-American
- Two-time BIG Defensive Player of the Year



MATCH-BY-MATCH STATISTICS

| | SP | K | TA | PCT | SA | AST | DIG | BLK |
|------------------|------------|----------|----------|----------|----------|------------|--------------|----------|
| Atlanta | 5 | 0 | 0 | - | 0 | 0 | 23 | 0 |
| San Diego | 3 | 0 | 0 | - | 0 | 4 | 10 | 0 |
| Vegas | 5 | 0 | 0 | - | 0 | 5 | 12 | 0 |
| At Grand Rapids | 4 | 0 | 0 | - | 0 | 5 | 18 | 0 |
| At Vegas | 4 | 0 | 0 | - | 0 | 2 | 11 | 0 |
| Orlando | 4 | 0 | 0 | - | 0 | 3 | 15 | 0 |
| At Columbus | 2 | 0 | 0 | - | 0 | 2 | 7 | 0 |
| At Orlando | 4 | 0 | 0 | - | 0 | 1 | 16 | 0 |
| At Atlanta | 3 | 0 | 0 | - | 0 | 1 | 10 | 0 |
| At Orlando | 5 | 0 | 0 | - | 0 | 5 | 16 | 0 |
| Atlanta | 4 | 0 | 0 | - | 0 | 4 | 8 | 0 |
| Orlando | 4 | 0 | 0 | - | 0 | 4 | 21 | 0 |
| Grand Rapids | 4 | 0 | 0 | - | 0 | 6 | 18 | 0 |
| Vegas | | | | | | | | |
| At San Diego | | | | | | | | |
| Columbus | | | | | | | | |
| at Atlanta | | | | | | | | |
| San Diego | | | | | | | | |
| At San Diego | | | | | | | | |
| Grand Rapids | | | | | | | | |
| at Columbus | | | | | | | | |
| at Vegas | | | | | | | | |
| Columbus | | | | | | | | |
| At Grand Rapids | | | | | | | | |
| TOTALS | 51 | - | - | - | - | 42 | 185 | 0 |
| PER MATCH | 3.9 | - | - | - | - | 3.2 | 14.23 | - |

Brooke Nuneviller

Outside Hitter, 5-10, Chandler, Arizona / Oregon

Career Highlights

- Member of 2023 USA National Team
- Three-time AVCA All-American
- All-American as both a libero and outside hitter
- Four-time All-Pac 12 selection



MATCH-BY-MATCH STATISTICS

| | SP | K | TA | PCT | SA | AST | DIG | BLK |
|------------------|------------|-------------|-------------|-------------|------------|-----------|-------------|-----------|
| Atlanta | 5 | 16 | 48 | .208 | 0 | 0 | 21 | 0 |
| San Diego | 1 | 5 | 7 | .710 | 0 | 0 | 1 | 0 |
| Vegas | | | | DNP | | | | |
| At Grand Rapids | 4 | 18 | 50 | .240 | 1 | 0 | 10 | 1 |
| At Vegas | 4 | 15 | 42 | .214 | 2 | 0 | 13 | 1 |
| Orlando | 4 | 14 | 41 | .268 | 1 | 2 | 14 | 1 |
| At Columbus | 4 | 13 | 54 | .170 | 0 | 0 | 16 | 0 |
| At Orlando | 4 | 15 | 50 | .08 | 0 | 1 | 14 | 1 |
| At Atlanta | 3 | 11 | 41 | .195 | 2 | 0 | 13 | 0 |
| At Orlando | 5 | 20 | 48 | .313 | 1 | 1 | 18 | 1 |
| Atlanta | 4 | 9 | 36 | .167 | 1 | 1 | 12 | 1 |
| Orlando | 4 | 15 | 52 | .173 | 0 | 1 | 12 | 0 |
| Grand Rapids | 4 | 24 | 63 | .270 | 1 | 0 | 22 | 0 |
| Vegas | | | | | | | | |
| At San Diego | | | | | | | | |
| Columbus | | | | | | | | |
| at Atlanta | | | | | | | | |
| San Diego | | | | | | | | |
| At San Diego | | | | | | | | |
| Grand Rapids | | | | | | | | |
| at Columbus | | | | | | | | |
| at Vegas | | | | | | | | |
| Columbus | | | | | | | | |
| At Grand Rapids | | | | | | | | |
| TOTALS | 46 | 175 | 532 | .216 | 9 | 6 | 166 | 6 |
| PER MATCH | 3.8 | 14.6 | 44.3 | - | .75 | .5 | 13.8 | .5 |

Tori Dixon

Middle Blocker, 6-4, Burnsville, Minnesota / Minnesota

Career Highlights

- 10-year veteran of USA National Team
- Alternate on USA's Olympic Team in 2016 & 2020
- Three-time AVCA All-American at Minnesota
- Four-time All-Big Ten Selection



MATCH-BY-MATCH STATISTICS

| | SP | K | TA | PCT | SA | AST | DIG | BLK |
|------------------|------------|------------|-------------|-------------|------------|------------|-------------|------------|
| Atlanta | 5 | 9 | 24 | .380 | 1 | 1 | 1 | 4 |
| San Diego | 3 | 6 | 11 | .550 | 1 | 2 | 4 | 3 |
| Vegas | 5 | 5 | 23 | .087 | 0 | 1 | 1 | 2 |
| At Grand Rapids | 2 | 4 | 6 | .667 | 0 | 0 | 0 | 3 |
| At Vegas | 4 | 9 | 18 | .333 | 2 | 0 | 1 | 3 |
| Orlando | 4 | 7 | 12 | .500 | 0 | 0 | 1 | 5 |
| At Columbus | 2 | 1 | 9 | -.111 | 0 | 0 | 0 | 0 |
| At Orlando | 4 | 8 | 21 | .333 | 2 | 0 | 3 | 2 |
| At Atlanta | 3 | 3 | 13 | .154 | 1 | 0 | 4 | 3 |
| At Orlando | 5 | 8 | 22 | .273 | 0 | 1 | 3 | 4 |
| Atlanta | 4 | 6 | 18 | .167 | 0 | 1 | 2 | 3 |
| Orlando | 4 | 7 | 20 | .300 | 0 | 1 | 3 | 3 |
| Grand Rapids | 4 | 8 | 18 | .222 | 0 | 0 | 3 | 1 |
| Vegas | | | | | | | | |
| At San Diego | | | | | | | | |
| Columbus | | | | | | | | |
| at Atlanta | | | | | | | | |
| San Diego | | | | | | | | |
| At San Diego | | | | | | | | |
| Grand Rapids | | | | | | | | |
| at Columbus | | | | | | | | |
| at Vegas | | | | | | | | |
| Columbus | | | | | | | | |
| At Grand Rapids | | | | | | | | |
| TOTALS | 49 | 81 | 215 | .279 | 7 | 7 | 27 | 36 |
| PER MATCH | 3.8 | 6.2 | 16.5 | - | .54 | .54 | 2.08 | 2.8 |

6

Gina Mancuso-Prososki

Outside Hitter, 6-1, Omaha, Nebraska / Nebraska

Career Highlights

- 7 years of professional volleyball experience
- Two-time AVCA All-American at Nebraska
- 2008 Gatorade National Player of the Year



MATCH-BY-MATCH STATISTICS

| | SP | K | TA | PCT | SA | AST | DIG | BLK |
|------------------|------------|-------------|----------|-------------|----------|----------|-------------|----------|
| Atlanta | 5 | 0 | 5 | -.400 | 0 | 0 | 0 | 0 |
| San Diego | 2 | 1 | 1 | 1.000 | 0 | 0 | 0 | 0 |
| Vegas | 3 | 0 | 0 | - | 0 | 0 | 2 | 0 |
| At Grand Rapids | | | | | | | | |
| At Vegas | | | | | | | | |
| Orlando | | | | | | | | |
| At Columbus | | | | | | | | |
| At Orlando | | | | | | | | |
| At Atlanta | | | | | | | | |
| At Orlando | | | | | | | | |
| Atlanta | | | | | | | | |
| Orlando | | | | | | | | |
| Grand Rapids | | | | | | | | |
| Vegas | | | | | | | | |
| At San Diego | | | | | | | | |
| Columbus | | | | | | | | |
| at Atlanta | | | | | | | | |
| San Diego | | | | | | | | |
| At San Diego | | | | | | | | |
| Grand Rapids | | | | | | | | |
| at Columbus | | | | | | | | |
| at Vegas | | | | | | | | |
| Columbus | | | | | | | | |
| At Grand Rapids | | | | | | | | |
| TOTALS | 10 | 1 | 6 | .293 | 0 | 0 | 2 | 0 |
| PER MATCH | 3.3 | 0.33 | 2 | - | 0 | 0 | 0.67 | 0 |

7

Jess Schaben-Lansman

Outside Hitter, 6-2, Defiance, Iowa / Iowa State

Career Highlights

- Three-time AVCA All-American
- Three-time All-Big 12 selection
- Member of the 2018 USA Collegiate National Beach Team
- Head Volleyball Coach for Blair High School in Nebraska



MATCH-BY-MATCH STATISTICS

| | SP | K | TA | PCT | SA | AST | DIG | BLK |
|------------------|------------|-------------|-------------|-------------|-----------|------------|-------------|------------|
| Atlanta | 5 | 12 | 30 | .270 | 1 | 0 | 7 | 3 |
| San Diego | 3 | 3 | 15 | .133 | 0 | 0 | 3 | 2 |
| Vegas | 5 | 15 | 36 | .250 | 0 | 1 | 14 | 4 |
| At Grand Rapids | 4 | 17 | 46 | .260 | 0 | 0 | 15 | 3 |
| At Vegas | 4 | 11 | 31 | .194 | 0 | 0 | 12 | 1 |
| Orlando | 4 | 8 | 27 | .148 | 0 | 0 | 12 | 3 |
| At Columbus | 4 | 9 | 33 | .090 | 2 | 0 | 7 | 2 |
| At Orlando | 2 | 7 | 27 | .148 | 1 | 0 | 7 | 1 |
| At Atlanta | 3 | 12 | 35 | .257 | 2 | 0 | 5 | 0 |
| At Orlando | 2 | 2 | 17 | .000 | 0 | 0 | 6 | 0 |
| Atlanta | 1 | 0 | 5 | .000 | 0 | 0 | 7 | 2 |
| Orlando | | | | DNP | | | | |
| Grand Rapids | 4 | 13 | 44 | .136 | 0 | 0 | 8 | 3 |
| Vegas | | | | | | | | |
| At San Diego | | | | | | | | |
| Columbus | | | | | | | | |
| at Atlanta | | | | | | | | |
| San Diego | | | | | | | | |
| At San Diego | | | | | | | | |
| Grand Rapids | | | | | | | | |
| at Columbus | | | | | | | | |
| at Vegas | | | | | | | | |
| Columbus | | | | | | | | |
| At Grand Rapids | | | | | | | | |
| TOTALS | 41 | 109 | 346 | .182 | 6 | 1 | 103 | 24 |
| PER MATCH | 3.4 | 9.08 | 28.8 | - | .5 | .08 | 8.58 | 2.0 |

10

Hristina Vuchkova

Middle Blocker, 6-2, Sofia Bulgaria / Bulgarian National Team

Career Highlights

- Professional since 2008.
- Two-time Best Blocker in Chinese League
- Named Best Blocker at 2021 European Championships



MATCH-BY-MATCH STATISTICS

| | SP | K | TA | PCT | SA | AST | DIG | BLK |
|------------------|------------|------------|-------------|-------------|------------|------------|------------|------------|
| Atlanta | | | | | | | | |
| San Diego | | | | | | | | |
| Vegas | | | | | | | | |
| At Grand Rapids | 4 | 8 | 21 | .238 | 1 | 1 | 1 | 3 |
| At Vegas | 4 | 9 | 24 | .208 | 0 | 0 | 3 | 5 |
| Orlando | 3 | 5 | 12 | .417 | 0 | 0 | 1 | 1 |
| At Columbus | 3 | 3 | 10 | .200 | 0 | 1 | 2 | 0 |
| At Orlando | 4 | 5 | 13 | .385 | 0 | 1 | 2 | 1 |
| At Atlanta | 3 | 4 | 11 | .273 | 0 | 1 | 1 | 5 |
| At Orlando | 5 | 9 | 20 | .350 | 0 | 1 | 3 | 5 |
| Atlanta | 4 | 5 | 17 | -.059 | 0 | 1 | 3 | 5 |
| Orlando | 4 | 6 | 14 | .357 | 0 | 1 | 5 | 4 |
| Grand Rapids | 4 | 3 | 13 | .008 | 0 | 1 | 3 | 5 |
| Vegas | | | | | | | | |
| At San Diego | | | | | | | | |
| Columbus | | | | | | | | |
| at Atlanta | | | | | | | | |
| San Diego | | | | | | | | |
| At San Diego | | | | | | | | |
| Grand Rapids | | | | | | | | |
| at Columbus | | | | | | | | |
| at Vegas | | | | | | | | |
| Columbus | | | | | | | | |
| At Grand Rapids | | | | | | | | |
| TOTALS | 38 | 57 | 155 | .239 | 1 | 8 | 24 | 34 |
| PER MATCH | 3.8 | 5.7 | 15.5 | - | .10 | .80 | 2.4 | 3.4 |

11

Paige Briggs

Outside Hitter, 5-10, Ortonville, Michigan / W. Kentucky

Career Highlights

- Drafted No. 5 overall in 2023 U.S. College Player Draft
- Three-time AVCA All-American
- Five-time All-Conference USA First-Team Member



13

MATCH-BY-MATCH STATISTICS

| | SP | K | TA | PCT | SA | AST | DIG | BLK |
|-----------------|-----|-----|-----|------|----|-----|------|-----|
| Atlanta | 3 | 0 | 0 | - | 0 | 0 | 0 | 0 |
| San Diego | 3 | 8 | 16 | .437 | 1 | 0 | 9 | 0 |
| Vegas | 5 | 14 | 40 | .225 | 2 | 1 | 19 | 1 |
| At Grand Rapids | 3 | - | - | - | 2 | 0 | 0 | 0 |
| At Vegas | 1 | - | - | - | 0 | 0 | 1 | 0 |
| Orlando | 2 | - | - | - | 0 | 0 | 0 | 0 |
| At Columbus | 2 | - | - | - | 0 | 0 | 0 | 0 |
| At Orlando | 2 | - | - | - | 0 | 0 | 3 | 0 |
| At Atlanta | | | | DNP | | | | |
| At Orlando | 2 | - | - | - | 0 | 0 | 0 | 0 |
| Atlanta | 2 | 2 | 7 | .286 | 0 | 0 | 0 | 0 |
| Orlando | 3 | - | - | - | 0 | 0 | 1 | 0 |
| Grand Rapids | 3 | 11 | 20 | .500 | 1 | 1 | 6 | 0 |
| Vegas | | | | | | | | |
| At San Diego | | | | | | | | |
| Columbus | | | | | | | | |
| at Atlanta | | | | | | | | |
| San Diego | | | | | | | | |
| At San Diego | | | | | | | | |
| Grand Rapids | | | | | | | | |
| at Columbus | | | | | | | | |
| at Vegas | | | | | | | | |
| Columbus | | | | | | | | |
| At Grand Rapids | | | | | | | | |
| TOTALS | 31 | 35 | 83 | .337 | 6 | 2 | 39 | 1 |
| PER MATCH | 2.6 | 2.9 | 6.9 | - | .5 | .2 | 3.25 | .08 |

Nia Reed

Outside Hitter, 6-2, Fort Lee, New Jersey / Penn State

Career Highlights

- U.S. senior national team debut in 2022
- Named Best Opposite in 2021-22 Brazilian Superliga
- Best Scorer during 2021-22 Brazilian Superliga season



14

MATCH-BY-MATCH STATISTICS

| | SP | K | TA | PCT | SA | AST | DIG | BLK |
|-----------------|------|-----|-------|------|-----|-----|------|-----|
| Atlanta | 2 | 2 | 8 | .000 | 0 | 0 | 0 | 0 |
| San Diego | 1 | 0 | 1 | .000 | 0 | 0 | 0 | 0 |
| Vegas | 3 | 4 | 11 | .272 | 0 | 0 | 1 | 0 |
| At Grand Rapids | | | | DNP | | | | |
| At Vegas | | | | DNP | | | | |
| Orlando | 1 | 1 | 2 | .500 | 0 | 0 | 0 | 0 |
| At Columbus | | | | DNP | | | | |
| At Orlando | | | | DNP | | | | |
| At Atlanta | | | | DNP | | | | |
| At Orlando | 2 | 2 | 4 | .500 | 0 | 0 | 3 | 0 |
| Atlanta | 4 | 9 | 19 | .421 | 1 | 0 | 5 | 0 |
| Orlando | 4 | 11 | 41 | .122 | 1 | 0 | 11 | 2 |
| Grand Rapids | | | | DNP | | | | |
| Vegas | | | | | | | | |
| At San Diego | | | | | | | | |
| Columbus | | | | | | | | |
| at Atlanta | | | | | | | | |
| San Diego | | | | | | | | |
| At San Diego | | | | | | | | |
| Grand Rapids | | | | | | | | |
| at Columbus | | | | | | | | |
| at Vegas | | | | | | | | |
| Columbus | | | | | | | | |
| At Grand Rapids | | | | | | | | |
| TOTALS | 17 | 29 | 86 | .221 | 2 | 0 | 20 | 2 |
| PER MATCH | 2.43 | 4.1 | 12.28 | - | .29 | - | 2.86 | .29 |

Allison Mayfield

Outside Hitter, 6-1, Overland Park Kansas / Kansas

Career Highlights

- Named MVP of the 2017-18 Peruvian League season
- KU single-season record for kills (482) and points (507)
- Finished Kansas career fourth in kills with 1,282
- Three-time Academic All-Big 12 First Team honoree



15

MATCH-BY-MATCH STATISTICS

| | SP | K | TA | PCT | SA | AST | DIG | BLK |
|-----------------|-----|-----|------|-------|----|-----|-----|-----|
| Atlanta | | | | DNP | | | | |
| San Diego | 1 | 2 | 5 | .400 | 0 | 0 | 1 | 1 |
| Vegas | | | | DNP | | | | |
| At Grand Rapids | | | | DNP | | | | |
| At Vegas | | | | DNP | | | | |
| Orlando | | | | DNP | | | | |
| At Columbus | 3 | 11 | 26 | .269 | 0 | 0 | 6 | 1 |
| At Orlando | 1 | 0 | 1 | .000 | 0 | 0 | 0 | 0 |
| At Atlanta | | | | DNP | | | | |
| At Orlando | 4 | 12 | 28 | .357 | 0 | 0 | 14 | 0 |
| Atlanta | 2 | 1 | 7 | -.286 | 0 | 0 | 0 | 1 |
| Orlando | | | | DNP | | | | |
| Grand Rapids | | | | | | | | |
| Vegas | | | | | | | | |
| At San Diego | | | | | | | | |
| Columbus | | | | | | | | |
| at Atlanta | | | | | | | | |
| San Diego | | | | | | | | |
| At San Diego | | | | | | | | |
| Grand Rapids | | | | | | | | |
| at Columbus | | | | | | | | |
| at Vegas | | | | | | | | |
| Columbus | | | | | | | | |
| At Grand Rapids | | | | | | | | |
| TOTALS | 11 | 26 | 67 | .239 | 0 | 0 | 21 | 3 |
| PER MATCH | 2.2 | 5.2 | 13.4 | - | - | - | 4.2 | .6 |

Bethania de la Cruz

Outside Hitter, 6-2, Santa Domingo, Distrito, Dominican Republic

Career Highlights

- Two-time Olympian for the Dominican Republic
- 22 years of professional experience
- Named Best outside hitter at Pan American Cup four times
- Named MVP at the NORCECA Olympic Qualification in 2021



18

MATCH-BY-MATCH STATISTICS

| | SP | K | TA | PCT | SA | AST | DIG | BLK |
|-----------------|-----|-----|------|-------|------|-----|------|-----|
| Atlanta | 5 | 10 | 42 | .095 | 3 | 0 | 15 | 2 |
| San Diego | 3 | 13 | 27 | .444 | 1 | 0 | 6 | 0 |
| Vegas | 5 | 13 | 41 | .170 | 6 | 1 | 7 | 0 |
| At Grand Rapids | 4 | 8 | 39 | .08 | 6 | 0 | 12 | 0 |
| At Vegas | 4 | 14 | 33 | .303 | 1 | 1 | 12 | 0 |
| Orlando | 4 | 13 | 35 | .314 | 2 | 1 | 4 | 0 |
| At Columbus | 2 | 1 | 10 | -.200 | 0 | 0 | 4 | 0 |
| At Orlando | 4 | 9 | 32 | .156 | 0 | 1 | 16 | 0 |
| At Atlanta | 3 | 9 | 38 | .079 | 1 | 0 | 14 | 0 |
| At Orlando | 2 | 3 | 17 | .000 | 0 | 0 | 7 | 1 |
| Atlanta | 3 | 5 | 25 | .080 | 1 | 0 | 5 | 0 |
| Orlando | 4 | 13 | 38 | .263 | 2 | 0 | 8 | 2 |
| Grand Rapids | 2 | 4 | 14 | .007 | 0 | 0 | 4 | 0 |
| Vegas | | | | | | | | |
| At San Diego | | | | | | | | |
| Columbus | | | | | | | | |
| at Atlanta | | | | | | | | |
| San Diego | | | | | | | | |
| At San Diego | | | | | | | | |
| Grand Rapids | | | | | | | | |
| at Columbus | | | | | | | | |
| at Vegas | | | | | | | | |
| Columbus | | | | | | | | |
| At Grand Rapids | | | | | | | | |
| TOTALS | 45 | 115 | 391 | .169 | 23 | 4 | 114 | 5 |
| PER MATCH | 3.5 | 8.9 | 30.1 | - | 1.78 | .31 | 8.77 | .38 |

Gabby Thompson

Libero, 5-7, Buford, Georgia / Kentucky

Career Highlights

- A member of Team USA that won gold at 2019 Pan Am Cup
- Three-time SEC Libero of the Year
- 2020 National Champion with Kentucky
- Four-time SEC champion under Head Coach Craig Skinner



23

MATCH-BY-MATCH STATISTICS

| | SP | K | TA | PCT | SA | AST | DIG | BLK |
|------------------|------------|----------|----------|----------|----------|-----------|------------|----------|
| Atlanta | | | | DNP | | | | |
| San Diego | 1 | - | - | - | - | - | - | - |
| Vegas | | | | DNP | | | | |
| At Grand Rapids | | | | DNP | | | | |
| At Vegas | | | | DNP | | | | |
| Orlando | | | | DNP | | | | |
| At Columbus | 2 | - | - | - | - | 1 | 7 | - |
| At Orlando | | | | DNP | | | | |
| At Atlanta | | | | DNP | | | | |
| At Orlando | | | | DNP | | | | |
| Atlanta | | | | DNP | | | | |
| Orlando | | | | DNP | | | | |
| Grand Rapids | | | | DNP | | | | |
| Vegas | | | | | | | | |
| At San Diego | | | | | | | | |
| Columbus | | | | | | | | |
| at Atlanta | | | | | | | | |
| San Diego | | | | | | | | |
| At San Diego | | | | | | | | |
| Grand Rapids | | | | | | | | |
| at Columbus | | | | | | | | |
| at Vegas | | | | | | | | |
| Columbus | | | | | | | | |
| At Grand Rapids | | | | | | | | |
| TOTALS | 3 | - | - | - | - | 1 | 7 | - |
| PER MATCH | 1.5 | - | - | - | - | .5 | 3.5 | - |

Sophie Davis

Middle Blocker, 6-2, Fort Lauderdale, Florida / James Madison

Career Highlights

- Drafted No. 24 overall by Omaha in the U.S. College Draft
- JMU leader in career blocks (583) and hit percentage (.372)
- 2023 AVCA All-American Honorable Mention
- Recorded triple-digit blocks in four of five seasons at JMU



24

MATCH-BY-MATCH STATISTICS

| | SP | K | TA | PCT | SA | AST | DIG | BLK |
|------------------|----------|----------|----------|-----------------|----------|----------|----------|----------|
| Atlanta | | | | PRACTICE PLAYER | | | | |
| San Diego | | | | PRACTICE PLAYER | | | | |
| Vegas | | | | PRACTICE PLAYER | | | | |
| At Grand Rapids | | | | PRACTICE PLAYER | | | | |
| At Vegas | | | | PRACTICE PLAYER | | | | |
| Orlando | | | | PRACTICE PLAYER | | | | |
| At Columbus | | | | PRACTICE PLAYER | | | | |
| At Orlando | | | | PRACTICE PLAYER | | | | |
| At Atlanta | | | | DNP | | | | |
| At Orlando | | | | DNP | | | | |
| Atlanta | | | | DNP | | | | |
| Orlando | | | | DNP | | | | |
| Grand Rapids | | | | | | | | |
| Vegas | | | | | | | | |
| At San Diego | | | | | | | | |
| Columbus | | | | | | | | |
| at Atlanta | | | | | | | | |
| San Diego | | | | | | | | |
| At San Diego | | | | | | | | |
| Grand Rapids | | | | | | | | |
| at Columbus | | | | | | | | |
| at Vegas | | | | | | | | |
| Columbus | | | | | | | | |
| At Grand Rapids | | | | | | | | |
| TOTALS | - | - | - | - | - | - | - | - |
| PER MATCH | - | - | - | - | - | - | - | - |

Maggie Cartwright

Opposite Hitter, 5'11, Kimberly, Wisconsin / Arkansas

Career Highlights

- Drafted No. 22 by Omaha in the 2023 U.S. College Draft
- Five seasons at Arkansas from 2019-2023
- Helped lead Arkansas to school's first-ever Elite Eight in 2023
- Totaled 1,267 kills, 909 digs, 303 blocks and 103 aces in 2023



25

MATCH-BY-MATCH STATISTICS

| | SP | K | TA | PCT | SA | AST | DIG | BLK |
|------------------|------------|------------|-----------|-----------------|----------|----------|----------|-----------|
| Atlanta | | | | PRACTICE PLAYER | | | | |
| San Diego | | | | PRACTICE PLAYER | | | | |
| Vegas | | | | PRACTICE PLAYER | | | | |
| At Grand Rapids | | | | DNP | | | | |
| At Vegas | | | | DNP | | | | |
| Orlando | | | | DNP | | | | |
| At Columbus | | | | DNP | | | | |
| At Orlando | 2 | 10 | 28 | .250 | 0 | 0 | 4 | 1 |
| At Atlanta | | | | DNP | | | | |
| At Orlando | 3 | 3 | 10 | .000 | 2 | 0 | 2 | 0 |
| Atlanta | | | | DNP | | | | |
| Orlando | | | | DNP | | | | |
| Grand Rapids | | | | DNP | | | | |
| Vegas | | | | | | | | |
| At San Diego | | | | | | | | |
| Columbus | | | | | | | | |
| at Atlanta | | | | | | | | |
| San Diego | | | | | | | | |
| At San Diego | | | | | | | | |
| Grand Rapids | | | | | | | | |
| at Columbus | | | | | | | | |
| at Vegas | | | | | | | | |
| Columbus | | | | | | | | |
| At Grand Rapids | | | | | | | | |
| TOTALS | 5 | 13 | 38 | .184 | 2 | 0 | 6 | 1 |
| PER MATCH | 2.5 | 6.5 | 19 | - | 1 | - | 3 | .5 |

Danielle Hart

Middle Blocker, 6-3, Virginia Beach, Virginia / Wisconsin

Career Highlights

- Member of the 2023 USA National Team
- 2021 National Champion at Wisconsin
- Two-time All-Big Ten selection



81

MATCH-BY-MATCH STATISTICS

| | SP | K | TA | PCT | SA | AST | DIG | BLK |
|------------------|------------|------------|-------------|------------------|----------|------------|-----------|------------|
| Atlanta | 5 | 13 | 26 | .384 | 0 | 0 | 9 | 3 |
| San Diego | 3 | 5 | 14 | .214 | 0 | 0 | 0 | 1 |
| Vegas | 5 | 7 | 23 | .130 | 0 | 0 | 5 | 2 |
| At Grand Rapids | 3 | 1 | 14 | -.214 | 0 | 0 | 2 | 2 |
| At Vegas | | | | DNP | | | | |
| Orlando | 1 | 2 | 3 | .667 | 0 | 1 | 2 | 0 |
| At Columbus | 4 | 6 | 12 | .500 | 0 | 0 | 0 | 3 |
| At Orlando | | | | DNP | | | | |
| At Atlanta | | | | SHORT-TERM IR | | | | |
| At Orlando | | | | SHORT-TERM IR | | | | |
| Atlanta | | | | SHORT-TERM IR | | | | |
| Orlando | | | | SHORT-TERM IR | | | | |
| Grand Rapids | | | | SEASON-ENDING IR | | | | |
| Vegas | | | | SEASON-ENDING IR | | | | |
| At San Diego | | | | SEASON-ENDING IR | | | | |
| Columbus | | | | SEASON-ENDING IR | | | | |
| at Atlanta | | | | SEASON-ENDING IR | | | | |
| San Diego | | | | SEASON-ENDING IR | | | | |
| At San Diego | | | | SEASON-ENDING IR | | | | |
| Grand Rapids | | | | SEASON-ENDING IR | | | | |
| at Columbus | | | | SEASON-ENDING IR | | | | |
| at Vegas | | | | SEASON-ENDING IR | | | | |
| Columbus | | | | SEASON-ENDING IR | | | | |
| At Grand Rapids | | | | SEASON-ENDING IR | | | | |
| TOTALS | 21 | 34 | 92 | .228 | - | 1 | 18 | 11 |
| PER MATCH | 3.5 | 5.7 | 15.3 | - | - | .17 | 3 | 1.8 |