

MATCH 16

Columbus Fury (5-7) at Omaha Supernovas (10-5)



Thursday | April 4 | 7 p.m. CDT
 Supernovas Radio Network on 93.7 The Ticket
 CHI HEALTH CENTER, OMAHA, NEBRASKA

Omaha Interim Head Coach.... Laura "Bird" Kuhn Columbus Head Coach..... Ángel Pérez
 Supernovas Record (1st season).....9-4 (.692) Fury Record (1st season)5-7 (.416)
 Career Record (6th season).....85-64 (.570)

SERIES NOTES: This is the second meeting between the Omaha Supernovas and Columbus Fury. The Fury dominated the first outing between the two teams on Feb. 21, cruising by the Supernovas in four sets in Columbus. Reagan Cooper tallied 22 kills while star middle blocker Asjia D'Neal had 15 kills and hit over .500.

RADIO INFORMATION



- Thursday's match will be the 16th of all 24 matches broadcasted on the Supernovas Radio Network highlighted by the flagship station 93.7 The Ticket. It can also be heard on The Boss 95.7 (Omaha), KRVN (Lexington), KOLT (Scottsbluff) and KTIC (West Point).
- Broadcast Crew: Derrick Pearson (PxP) and Renee Saunders (Color Analyst).

BROADCAST INFORMATION



- Local coverage is provided by News Channel Nebraska.
- NCN is on Dish (30 or 35), Allo (181), Spectrum (98, 99, 715 or 1233) and Cox (116).
- The match will also be streamed live on the free NCN app on Roku, Amazon Fire and Apple TV.
- Broadcast Crew: John Baylor (PxP) and Nancy Metcalf (Color Analyst).

BROADCAST INFORMATION



- Saturday's match will be streamed live on the Pro Volleyball Federation's YouTube Channel.

WELCOME TO PROFESSIONAL VOLLEYBALL

The Omaha Supernovas are one of seven teams taking the court in the inaugural season of Pro Volleyball Federation. Below are a few facts about Omaha and Pro Volleyball Federation.

- ⇒ Pro Volleyball Federation head coaches have combined for more than 2,500 career victories.
- ⇒ The League boasts 17 players from the United States who have played with the National Team. Overall, there are 35 players who have been part of an Olympic or National Team.
- ⇒ Natalia Valentín-Anderson (Puerto Rico), Bethania de la Cruz (Dominican Republic) and Tori Dixon (U.S.A.) represent the three Olympians for the Supernovas.

SUPERNOVAS-COLUMBUS CONNECTIONS

There are a few connections between the Supernovas and Fury as they face off for the second time this season.

- ⇒ The Fury coaching staff has deep ties to Puerto Rico with Columbus Head Coach Ángel Pérez being a captain of the men's national team and having coached in the Puerto Rican Professional League. While having not been on the same team together, Supernovas setter Natalia Valentín-Anderson has faced Pérez's teams many times, including the Puerto Rican League Championship match in the 2022-'23 season.
- ⇒ Fury middle blocker Kaitlyn Horst played for the University of Nebraska Volleyball team for her final season in college, aiding the Huskers to a Sweet 16 finish in the NCAA Tournament.




OMAHA SUPERNOVAS COMMUNICATIONS

GEOFF EXSTROM
 Director of Communications & Media Relations
 gexstrom@supernovas.com
 308.627.8140

2024 SCHEDULE

Date	Opponent	Time/Result
01.24	Atlanta	L, 2-3
02.03	San Diego	W, 3-0
02.07	Vegas	L, 2-3
02.12	at Grand Rapids	W, 3-1
02.15	at Vegas	W, 3-1
02.18	Orlando	W, 3-1
02.21	at Columbus	L, 3-1
02.25	at Orlando	W, 3-1
02.29	at Atlanta	W, 3-0
03.09	at Orlando	W, 3-2
03.14	Atlanta	L, 3-1
03.16	Orlando	W, 3-1
03.28	Grand Rapids	W, 3-1
03.30	Vegas	W, 3-0
04.02	at San Diego	L, 3-1
04.04	Columbus	7 p.m.
04.13	at Atlanta	6 p.m.
04.20	San Diego	6 p.m.
04.23	at San Diego	9 p.m.
04.26	at Grand Rapids	7 p.m.
05.04	at Columbus	6 p.m.
05.06	at Vegas	9 p.m.
05.09	Columbus	7 p.m.
05.12	at Grand Rapids	3 p.m.

All times Central and subject to change



THIS WEEK FOR THE OMAHA SUPERNOVAS

04.01	04.02	04.03	04.04	04.05	04.06	04.07
Travel Day	AT San Diego L, 3-1	Travel Day	MATCH DAY! Vs. Columbus 7 p.m. CDT	Grow the Game Clinic 6 p.m. - 8:30 p.m.	Closed Practice	Closed Practice

BRINGING HOME THE HARDWARE

The Supernovas are home to three NCAA National Champions with middle blocker Danielle Hart (Wisconsin), Sydney Hilley (Wisconsin) and Gabby (Curry) Thompson (Kentucky). Hart and Hilley were teammates when the Badgers won their first national title in school history in 2021. Thompson was the starting libero for Kentucky's first national title in the 2021 spring NCAA Tournament that took place in Omaha.

IF YOU WANT SOFT SERVE, GO GET ICE CREAM

The Supernovas have had major production from behind the service line posting some of the best serving numbers in the Pro Volleyball Federation.

- ⇒ Omaha outside hitter Bethania de la Cruz leads the League with 24 aces through 15 matches.
- ⇒ De la Cruz has set the Pro Volleyball Federation record for most aces in a single match (6) twice this season. Once against Vegas on February 7 and again on February 12 at Grand Rapids.
- ⇒ The Supernovas rank first in the league in aces per match (4.53) while totaling 68 aces through 15 matches. That total also being the highest among all teams.
- ⇒ The Supernovas also own the league record for most team aces in one match with 10 against Grand Rapids on February 12. No one else has touched double digits.
- ⇒ Columbus enters Thursday second-to-last in the Pro Volleyball Federation with 3.17 aces per match. The season total for the Fury stands at 38 aces in 12 contests.
- ⇒ Outside hitter Reagan Cooper is the team leader for the Fury with seven aces on the season.

OLYMPIC EXPERIENCE

Natalia Valentín-Anderson (Puerto Rico), Bethania de la Cruz (Dominican Republic) and Tori Dixon (U.S.A.) mark the three Olympians on the Supernovas roster. Valentín-Anderson was the setter for Puerto Rico in Rio 2016 as they finished 11th. De la Cruz is a two-time Olympian aiding the Dominican Republic to a fifth-place finish in London 2012 and eighth place in Tokyo 2020. She'll also play for the D.R. in Paris 2024. Dixon was an alternate for the U.S. in 2016 and 2020.

BIG TEN TERRITORY

The Big Ten conference has a strong presence on the Supernovas roster with numerous players who attended Big Ten schools.

- ⇒ Eight of the 18 players on Omaha's roster attended Big Ten schools for their college careers.
- ⇒ Those players include Tori Dixon (Minnesota), Danielle Hart (Wisconsin), Sydney Hilley (Wisconsin), Nia Reed (Penn State), Gina Mancuso-Prososki (Nebraska), Brooke Nuneviller (Oregon), Kendall White (Penn State) and Kyla Swanson (Illinois).
- ⇒ Omaha's roster has combined for 15 All-Big Ten selections and 11 Big Ten titles.

ACE ME IF YOU CAN

Omaha has been light years ahead of the competition in serve receive this season. The Supernovas have received 1,172 serves in 15 matches and have only allowed 40 aces on the year. Omaha hasn't allowed more than six aces in any match this season which

includes two contests with zero opponent serves hitting the floor. The Supernovas allow an average of 2.67 aces per match with San Diego coming closest at 3.0 per match.

I LIKE BIG BLOCKS AND I CANNOT LIE

Supernovas middle blockers Hristina Vuchkova and Tori Dixon has formed into a lethal combo in the middle for Omaha midway through the inaugural season. Both blockers sit inside the top five in total blocks across the league through 15 matches with Vuchkova and Dixon in a tie for the team lead with 42 blocks. Vuchkova has skyrocketed up the leaderboards since joining the Supernovas in mid-February, quickling accumulating 42 blocks in 12 matches. The Bulgarian National Team member took some time adjusting after coming over from the Chinese League, totaling 10 blocks in her first five matches with the Supernovas. Vuchkova has found another gear in the latest string of contests, recording 32 blocks in the last seven matches alone becoming a nightmare for opposing hitters. In fact, Vuchkova owns the franchise record with six blocks in a single match against the San Diego Mojo on April 2.

HILLEY NAMED PLAYER OF THE WEEK


Sydney Hilley became the second Supernovas player to be named the Pro Volleyball Federation of the Weed Award. Hilley joins Brooke Nuneviller for that honor. Hilley is the second Omaha player in the past four weeks to garner weekly recognition. Hilley averaged 12.2 assists across seven sets, including a franchise-record 51 assists in a win over the Grand Rapids Rise. She followed that effort with a 35-assist performance in a three-set sweep against the Vegas Thrill. The Brooklyn Park, Minn.-native also turned in a strong defensive performance, recording 15 digs versus the Rise before adding 11 more digs in the match with the Thrill. The stats equate to a 3.7 digs per set mark in the two outings. Hilley's dump attack has become a timely maneuver as she tallied five kills on seven attacks against Grand Rapids while chipping in another kill versus Vegas.

TEAMMATE REUNIONS

Between the Supernovas and Fury, there will be plenty of teammate reunions when they hit the court Thursday night inside the CHI Health Center.

- ⇒ Kendall White and Nia Reed were teammates during their time at Penn State, which includes a Big Ten title in 2017, and reunite in Omaha.
- ⇒ A trio of former Nittany Lions will be together again on Thursday. White and Reed will reunite with former teammate and Fury middle blocker Kaitlyn Hord. All were teammates for the 2018 college volleyball season.
- ⇒ Columbus hitter Megan Courtney Lush played for Penn State from 2012.
- ⇒ Sydney Hilley and Danielle Hart enjoyed historic success during their careers at Wisconsin, leading the Badgers to their first national title in 2021 as well as four straight Big Ten titles from 2019-2022.

PROJECTED STARTERS




De la Cruz



Hilley



Schaben-Lansman



Vuchkova



Nuneviller



White

NUMERICAL ROSTER

FA = Free Agency DR = Draft TR = Trade

* - Franchise Tagged Players

NO.	NAME	POS	HT	EXP	HOMETOWN	COLLEGE	ACQUIRED	INSTAGRAM
1	Natalia Valentín-Anderson*	S	5-8	13	Caguas, Puerto Rico	FIU	FA	nvale09
2	Sydney Hilley	S	6-0	1	Brooklyn Park, Minnesota	Wisconsin	FA	sydneyhilley
3	Kendall White	L	5-7	3	Zionsville, Indiana	Penn State	FA	kbaby10
5	Brooke Nuneviller	OH	5-10	1	Chandler, Arizona	Oregon	FA	brooke_nuneviller
6	Tori Dixon	MB	6-4	7	Burnsville, Minnesota	Minnesota	FA	toridixon06
7	Gina Mancuso-Prososki*	OH	6-1	7	Omaha, Nebraska	Nebraska	FA	gmancusopro7
10	Jess Schaben-Lansman	OH	6-2	R	Defiance, Iowa	Iowa State / LSU	FA	jesslansman
11	Hristina Vuchkova	MB	6-2	16	Sofia, Bulgaria	Southwest U. Neophyte	FA	ruseva
13	Paige Briggs	OH	5-10	R	Ortonville, Michigan	Western Kentucky	DR / TR	_paigebriggs
14	Nia Reed	OPP	6-2	5	Fort Lee, New Jersey	Penn State	FA	niakai96
15	Allison Mayfield	OH	6-1	7	Overland Park, Kansas	Kansas	FA	amayf
18	Bethania de la Cruz	OH	6-2	22	Santa Domingo, Dominican Republic	N/A	FA	thebigbeth
23	Gabby Thompson	L	5-7	R	Buford, Georgia	Kentucky	FA	gabbythompson__
24	Sophie Davis	MB	6-2	R	Fort Lauderdale, Florida	James Madison	DR	sophiedavis
25	Maggie Cartwright	OPP	5-11	R	Kimberly, Wisconsin	Arkansas	DR	mcartwrightt
81	Danielle Hart	MB	6-3	R	Virginia Beach, Virginia	Wisconsin	FA	daniellehart

COACHING STAFF

Interim Head Coach: Laura 'Bird' Kuhn (Georgia Tech, 2004)

Assistant Coach: John Xie (Ohio State, 1999)

Assistant Coach: John Corbelli (Santa Barbara, 1979)

Technical Coordinator: Thomas Robson (Viterbo, 2021)

Assistant Coach & Operations Assistant: Jazz Schmidt (Creighton, 2022)

Strength & Conditioning: Laura Pilakowski Buttermore (UNL, 2002)

SEASON-ENDING IR

Gina Mancuso-Prososki, OH, Nebraska

Danielle Hart, MB, Wisconsin

PRACTICE SQUAD

Maggie King, OH, W. Michigan

Kyla Swanson, MB, Auburn

HUMAN PERFORMANCE TEAM

Head Team Physician: Jaime Seeman

Head Athletic Trainer: Becca Himes

Team Nutritionist: Brooke Snyder

Mindset Coach: Larry Widman

ALPHABETICAL

- 13 Paige Briggs
- 25 Maggie Cartwright
- 18 Bethania de la Cruz
- 6 Tori Dixon
- 81 Danielle Hart

- 2 Sydney Hilley
- 15 Allison Mayfield

- 5 Brooke Nuneviller
- 14 Nia Reed
- 10 Jess Schaben-Lansman
- 23 Gabby Thompson

- 1 Natalia Valentín-Anderson
- 11 Hristina Vuchkova
- 3 Kendall White

FROM WHERE?

Puerto Rico	1
Dominican Republic.....	1
Minnesota.....	2
Indiana.....	1
Wisconsin.....	1
Iowa.....	1
Michigan.....	1
New Jersey.....	1
Kansas.....	1
Georgia.....	1
California.....	1
Florida.....	1
Bulgaria.....	1

PRONUNCIATION GUIDE

Name	Pronunciation
Natalia Valentín-Anderson.....	Val-Len-Teen
Brooke Nuneviller	Nun-Uh-Vill-Err
Gina Mancuso-Prososki ..	Gee-Nah / Man-Que-So / Pro-Sauce-Key
Jess Schaben-Lansman	Shay-Ben / Lands-Men
Nia Reed	Nee-Ah
Bethania De La Cruz	Bah-Thawn-Yah
Hristina Vuchkova	Her-Steen-Nah / Vooch-Cove-Va
Laura "Bird" Kuhn	Koon
John Xie	Shay

Instagram

@omahasupernovas

TikTok

omahasupernovas

X (Twitter)

@OmahaSupernovas

Facebook

/NeProVB

YouTube

OmahaSupernovas

INTERIM HEAD COACH LAURA "BIRD" KUHN

Interim Head Coach Laura "Bird" Kuhn comes to Omaha with valuable coaching and playing experiences that span across multiple levels. A four-year standout at Georgia Tech University from 2001 through 2004, Kuhn led the Yellow Jackets to their first Elite Eight appearance in school history as well as three ACC titles. That also included making the NCAA Tournament in every season that Kuhn was on campus. Kuhn soon went into coaching, becoming a first-time assistant coach in 2007 at Appalachian State. Kuhn helped the Mountaineers to a 19-14 record, including a 14-4 conference mark. Kuhn left for an assistant coach job at Miami University one year later. While in Coral Gables, Bird aided the Hurricanes to a 67-28 record in three seasons including NCAA Tournament berths in two of her three years. Next came seven seasons as an assistant and associate head coach at Kansas University, lifting the Jayhawks to unprecedented heights. In 2015, Kuhn was named the AVCA National Assistant Coach of the Year after Kansas reached its first-ever Final Four that took place in Omaha. Following the 2017 season, Kuhn was hired as the sixth head coach in the history of the Texas A&M Volleyball program. Bird spent five seasons in College Station, finishing with a 76-60 overall record which included a Sweet 16 appearance in the 2019 NCAA Tournament. She was also named the SEC Coach of the Year that same season. Kuhn was hired as a Supernovas assistant in August 2023.



The Kuhn File

Alma Mater Georgia Tech University [2004]
 Hometown..... Tiffin, Ohio
 High School Calvert High School
 Birth Date November 17, 1982
 Nickname Laura "Bird" Kuhn

Coaching History

2023-present.....Omaha Supernovas [Interim Head Coach]
 2018-22Texas A&M [Head Coach]
 2011-17Kansas [Associate Head Coach]
 2008-10.....Miami [Assistant Coach]
 2007 Appalachian State [Assistant Coach]

Year	School	Overall	Conference	Postseason
2007	App. State	19-14	14-4	-
2008	Miami	26-6	14-6	-
2009	Miami	18-13	11-9	NCAA First Round
2010	Miami	23-9	13-7	NCAA First Round
2011	Kansas	15-14	4-14	-
2012	Kansas	26-7	12-4	NCAA Second Round
2013	Kansas	25-8	12-4	NCAA Regional Semis
2014	Kansas	22-9	10-6	NCAA First Round
2015	Kansas	30-3	14-2	NCAA Final Four
2016	Kansas	27-3	15-1*	NCAA Second Round
2017	Kansas	22-8	11-5	NCAA First Round
2018	Texas A&M	17-13	10-8	-
2019	Texas A&M	23-8	13-5	NCAA Regional Semis
2020-21	Texas A&M	9-9	9-9	-
2021	Texas A&M	14-14	7-11	-
2022	Texas A&M	13-16	5-13	-
Totals		76-60 (Head Coach)	44-46	

DID YOU KNOW?
 Coach Kuhn's father came up with "Bird" after seeing her bird-like legs in early childhood.

CHI Health Center

455 N. 10th Street
Omaha, Nebraska 68102
402-341-1500

Built for \$291 million and finished in the fall of 2003, CHI Health Center Omaha is a key element in the continued renovation and development of Omaha's riverfront. In addition to the Omaha Supernovas, it is also home to the Creighton Men's basketball team.

The facility formerly known as Qwest Center Omaha (2003-11) and CenturyLink Center Omaha (2011-18) has a capacity that holds over 17,000. CHI has seven locker rooms, five dressing rooms and a media interview room. A \$6 million Daktronics, Inc. scoreboard hangs from the arena. The CHI Health Center has hosted some of America's top sporting events including the NCAA Men's Basketball Championships, NCAA Volleyball Championships and U.S. Olympic Team Trails for Swimming.



OMAHA SUPERNOVAS QUICK FACTS

Location	Omaha, Nebraska
Population	868,000 (Metro)
First Season	2024
Colors	Amaranth, Purple, Light Blue, Navy Blue
Home Arena	CHI Health Center (Omaha, NE)
Capacity	17,560
Website	Supernovas.com
Ownership Group	Danny White Chris Erickson Jason Derulo
President	Diane Mendenhall
VP, Organizational Development	Grant Gallo
Senior Director of Ticketing	Jacob Rockoff
Director, Communications & Media Relations	Geoff Exstrom
Director, Digital Strategy & Content Creation	Nick Bowlby
Director, Fan Experience	Andrew Rosenau
Director, Corporate Partnerships	Murphy Glen
Director of Operations	Rick Pruet
Special Operations	Melissa Hansen
Ticket Sales Associate	Nicole Meyer
Ticket Sales Associate	Dylan Boyte
Ticket Sales Associate	Trevor Stephens
Ticket Sales Associate	Rachel Magdanz
Ticket Sales Associate	Hannah Pham

SUPERNOVAS BREAK PROFESSIONAL VOLLEYBALL U.S. ATTENDANCE RECORD FOR THIRD TIME

The Omaha Supernovas, Nebraska's major professional volleyball team, as part of Pro Volleyball Federation, have reset the attendance record for an indoor women's professional volleyball match in the United States for the third time this season as **12,090 fans** filled the CHI Health Center on Saturday, March 16.

The Supernovas now hold four of the top five U.S. attendance records, to include the top three. The Supernovas have now hosted at least 11,000 fans in four of their six home matches this season, which includes the two previous records. Omaha broke its last attendance mark of 11,918 fans when the Supernovas defeated the Orlando Valkyries 3-1 on February 18, 2024.

"The athletes and fans of the Omaha Supernovas are continuing to lead the way to show that the dream of the highest level of professional volleyball is now a reality in the United States," co-owner Danny White said. "Beyond the relentless dedication of the athletes, it takes a tremendous lift from staff behind-the-scenes to reach fans in dozens of states and set these national records. We will continue to grow and expand with the support of our fans."

Fellow Supernovas co-owner Chris Erickson said, "We are thankful to help continue to grow the sport and create opportunities for these athletes, which allows them to experience the tremendous support for the Supernovas throughout Nebraska and nationally. The quality and level of play on the court is truly world-class and it's great for us to have this in Nebraska. You can only fully appreciate it by seeing these athletes live, in person and in action."



PRO VOLLEYBALL FEDERATION



Pro Volleyball Federation is REAL PROVOLLEYBALL and the premier women's professional volleyball league in North America. Pro Volleyball Federation will begin play in January 2024 with world class players and coaches, including some of America's greatest volleyball players and elite players from around the world. Our entire focus is on ensuring that our level and quality of play, our treatment of players, the quality of our event presentations, and our day-to-day fan experience is world class and the very best offered in North America.

2024 Pro Volleyball Federation Standings

	W	L	PCT.	Home	Away
Atlanta Vibe	12	4	.750	6-2	6-2
Omaha Supernovas	10	5	.667	5-3	5-2
Grand Rapids Rise	6	7	.462	3-3	3-4
Orlando Valkyries	6	8	.429	3-4	3-4
Columbus Fury	5	7	.417	3-3	2-4
San Diego Mojo	4	7	.364	3-3	1-4
Vegas Thrill	5	10	.333	1-6	4-4

UPCOMING PRO VOLLEYBALL FEDERATION SCHEDULE

Saturday, April 6

Orlando at Grand Rapids..... 6 p.m. CT

Sunday, April 7

Columbus at San Diego 6 p.m. CT

Monday, April 8

Atlanta at Vegas..... 9 p.m. CT

Wednesday, April 10

Atlanta at San Diego..... 9 p.m. CT

Thursday, April 11

Grand Rapids at Orlando..... 6 p.m. CT

Friday, April 12

San Diego at Columbus 6 p.m. CT

Saturday, April 13

Omaha at Atlanta..... 6 p.m. CT

Saturday, April 13

Vegas at Grand Rapids 6 p.m. CT



COMING IN 2025

Dallas

Indianapolis

Kansas City

2024 TEAM STATISTICS

Date						Kills	Errors	Attacks	Attack%	Assists	Digs	Blocks	Aces	Errors	
01.24	ATL	26	25	17	19	15 - 3	62	29	203	.163	58	97	16	2	9
L (2-3)	OMA	24	23	25	25	13 - 2	65	23	195	.215	53	94	12	5	11
02.03	OMA	25	25	25	- 3		44	6	102	.373	41	44	8	5	8
W (3-0)	SD	17	18	22	- 0		42	14	112	.250	38	39	0	2	9
02.07	LV	19	25	25	18	15 - 3	64	21	195	.221	58	79	15	1	16
L (2-3)	OMA	25	23	20	25	12 - 2	58	25	176	.188	54	90	10	8	9
02.12	OMA	21	33	30	25	- 3	60	24	182	.198	56	77	12	10	12
W (3-1)	GR	25	31	28	21	- 1	62	26	179	.201	58	84	13	3	10
02.15	OMA	25	24	25	25	- 3	60	22	154	.247	54	62	11	5	4
W (3-1)	LV	15	26	22	19	- 1	54	21	148	.223	51	66	13	0	10
02.18	OMA	25	25	21	25	- 3	52	11	137	.299	46	64	13	4	9
W (3-1)	ORL	13	21	25	20	- 1	51	26	155	.161	46	64	6	2	14
02.21	COL	25	25	23	25	- 3	63	20	168	.256	58	77	12	0	7
L (3-1)	OMA	12	21	25	23	- 1	47	20	160	.169	43	64	6	2	10
02.25	OMA	30	17	25	25	- 3	56	24	176	.182	51	82	8	3	7
W (3-1)	ORL	28	25	23	18	- 1	58	23	174	.201	56	80	14	3	12
02.29	OMA	25	25	25	- 3		42	14	146	.192	36	59	9	7	5
W (3-0)	ATL	22	20	22	- 0		42	17	133	.188	39	74	5	2	3
03.09	OMA	25	17	25	18	15 - 3	62	19	171	.251	55	87	11	5	11
W (3-2)	ORL	19	25	18	25	6 - 2	55	20	183	.191	51	72	7	4	11
03.14	ATL	25	15	25	25	- 3	57	24	139	.237	54	69	13	3	10
L (3-1)	OMA	20	25	21	12	- 1	38	20	140	.129	33	49	12	3	6
03.16	ORL	23	25	22	20	- 1	57	27	173	.173	53	87	8	4	9
W (3-1)	OMA	25	22	25	25	- 3	53	17	168	.214	49	76	12	4	11
03.28	GR	25	25	28	22	- 1	58	23	175	.200	53	67	11	6	8
W (3-1)	OMA	27	20	30	25	- 3	68	24	179	.246	59	79	9	2	10
03.30	LV	19	17	21	- 0		28	21	114	.061	28	48	13	2	6
W (3-0)	OMA	25	25	25	- 3		41	17	115	.209	39	53	10	2	9
04.02	OMA	25	21	23	22	- 1	52	15	181	.204	49	88	13	3	5
L (3-1)	SD	20	25	25	25	- 3	67	26	200	.205	64	101	10	6	9
04.04	COL														
	OMA														
04.13	OMA														
	ATL														
04.20	SD														
	OMA														
04.23	OMA														
	SD														
04.26	GR														
	OMA														
05.04	OMA														

Natalia Valentín-Anderson

1

Setter, 5-10, Caguas, Puerto Rico / Florida International
Career Highlights

- Puerto Rican National Team Member
- Four-time Best Setter of the Year in Puerto Rican League
- 2009 AVCA All-American at FIU



MATCH-BY-MATCH STATISTICS

	SP	K	TA	PCT	SA	AST	DIG	BLK
Atlanta	5	1	1	1.000	0	8	3	0
San Diego	2	0	0	-	1	9	2	0
Vegas	3	0	0	-	0	5	7	0
At Grand Rapids	4	4	6	.500	0	50	19	0
At Vegas	2	1	2	.500	0	20	3	0
Orlando	1	-	-	-	0	1	1	0
At Columbus	4	1	3	.333	0	36	12	0
At Orlando	4	2	4	.250	0	47	17	2
At Atlanta	3	3	8	.375	1	34	12	0
At Orlando	2	0	1	.000	0	15	8	0
Atlanta	2	1	1	1.000	0	5	3	0
Orlando				DNP				
Grand Rapids				DNP				
Vegas				DNP				
At San Diego	2	0	0	-	0	0	0	0
Columbus								
at Atlanta								
San Diego								
At San Diego								
Grand Rapids								
at Columbus								
at Vegas								
Columbus								
At Grand Rapids								
TOTALS	34	13	26	.423	2	230	87	2
PER MATCH	2.8	1.1	2.2	-	.17	19.2	7.25	.16

Sydney Hilley

2

Setter, 6-0, Brooklyn Park, Minnesota / Wisconsin
Career Highlights

- Member of 2023 USA National Team
- 2021 National Champion at Wisconsin
- Five-Time AVCA All-American
- Three-time BIG Setter of the Year



MATCH-BY-MATCH STATISTICS

	SP	K	TA	PCT	SA	AST	DIG	BLK
Atlanta	5	2	11	.180	0	39	15	0
San Diego	3	1	5	.000	1	26	8	0
Vegas	5	0	2	.000	0	40	20	1
At Grand Rapids				DNP				
At Vegas	3	1	4	.250	0	31	6	1
Orlando	4	2	5	.200	1	38	14	3
At Columbus	1	2	3	.667	0	3	3	0
At Orlando				DNP				
At Atlanta				DNP				
At Orlando	4	4	4	.750	2	33	7	0
Atlanta	4	0	5	-.200	0	23	4	0
Orlando	4	1	3	.333	1	41	15	1
Grand Rapids	4	5	7	.714	0	51	15	0
Vegas	3	1	6	.000	0	35	11	0
At San Diego	4	0	0	-	2	39	12	0
Columbus								
at Atlanta								
San Diego								
At San Diego								
Grand Rapids								
at Columbus								
at Vegas								
Columbus								
At Grand Rapids								
TOTALS	44	18	64	.219	7	399	121	6
PER MATCH	3.7	1.5	5.3	-	.58	33.3	10.1	.50

Kendall White

3

Libero, 5-7, Zionsville, Indiana / Penn State
Career Highlights

- Member of 2023 USA National Team
- Three-time AVCA All-American
- Two-time BIG Defensive Player of the Year



MATCH-BY-MATCH STATISTICS

	SP	K	TA	PCT	SA	AST	DIG	BLK
Atlanta	5	0	0	-	0	0	23	0
San Diego	3	0	0	-	0	4	10	0
Vegas	5	0	0	-	0	5	12	0
At Grand Rapids	4	0	0	-	0	5	18	0
At Vegas	4	0	0	-	0	2	11	0
Orlando	4	0	0	-	0	3	15	0
At Columbus	2	0	0	-	0	2	7	0
At Orlando	4	0	0	-	0	1	16	0
At Atlanta	3	0	0	-	0	1	10	0
At Orlando	5	0	0	-	0	5	16	0
Atlanta	4	0	0	-	0	4	8	0
Orlando	4	0	0	-	0	4	21	0
Grand Rapids	4	0	0	-	0	6	18	0
Vegas	1	0	0	-	0	0	2	0
At San Diego	3	0	0	-	0	6	12	0
Columbus								
at Atlanta								
San Diego								
At San Diego								
Grand Rapids								
at Columbus								
at Vegas								
Columbus								
At Grand Rapids								
TOTALS	55	-	-	-	-	48	199	0
PER MATCH	3.7	-	-	-	-	3.2	13.26	-

Brooke Nuneviller

5

Outside Hitter, 5-10, Chandler, Arizona / Oregon
Career Highlights

- Member of 2023 USA National Team
- Three-time AVCA All-American
- All-American as both a libero and outside hitter
- Four-time All-Pac 12 selection



MATCH-BY-MATCH STATISTICS

	SP	K	TA	PCT	SA	AST	DIG	BLK
Atlanta	5	16	48	.208	0	0	21	0
San Diego	1	5	7	.710	0	0	1	0
Vegas				DNP				
At Grand Rapids	4	18	50	.240	1	0	10	1
At Vegas	4	15	42	.214	2	0	13	1
Orlando	4	14	41	.268	1	2	14	1
At Columbus	4	13	54	.170	0	0	16	0
At Orlando	4	15	50	.08	0	1	14	1
At Atlanta	3	11	41	.195	2	0	13	0
At Orlando	5	20	48	.313	1	1	18	1
Atlanta	4	9	36	.167	1	1	12	1
Orlando	4	15	52	.173	0	1	12	0
Grand Rapids	4	24	63	.270	1	0	22	0
Vegas	3	11	29	.276	1	1	8	2
At San Diego	4	6	21	.095	0	0	10	0
Columbus								
at Atlanta								
San Diego								
At San Diego								
Grand Rapids								
at Columbus								
at Vegas								
Columbus								
At Grand Rapids								
TOTALS	52	192	582	.215	10	7	184	8
PER MATCH	3.7	13.7	41.6	-	.71	.50	13.1	.57

Tori Dixon

Middle Blocker, 6-4, Burnsville, Minnesota / Minnesota

Career Highlights

- 10-year veteran of USA National Team
- Alternate on USA's Olympic Team in 2016 & 2020
- Three-time AVCA All-American at Minnesota
- Four-time All-Big Ten Selection



6

MATCH-BY-MATCH STATISTICS

	SP	K	TA	PCT	SA	AST	DIG	BLK
Atlanta	5	9	24	.380	1	1	1	4
San Diego	3	6	11	.550	1	2	4	3
Vegas	5	5	23	.087	0	1	1	2
At Grand Rapids	2	4	6	.667	0	0	0	3
At Vegas	4	9	18	.333	2	0	1	3
Orlando	4	7	12	.500	0	0	1	5
At Columbus	2	1	9	-.111	0	0	0	0
At Orlando	4	8	21	.333	2	0	3	2
At Atlanta	3	3	13	.154	1	0	4	3
At Orlando	5	8	22	.273	0	1	3	4
Atlanta	4	6	18	.167	0	1	2	3
Orlando	4	7	20	.300	0	1	3	3
Grand Rapids	4	8	18	.222	0	0	3	1
Vegas	3	5	14	.143	0	1	1	5
At San Diego	4	3	17	.118	0	0	4	1
Columbus								
at Atlanta								
San Diego								
At San Diego								
Grand Rapids								
at Columbus								
at Vegas								
Columbus								
At Grand Rapids								
TOTALS	56	89	246	.260	7	8	32	42
PER MATCH	3.7	5.9	16.4	-	.5	.57	2.1	2.8

Gina Mancuso-Prososki

Outside Hitter, 6-1, Omaha, Nebraska / Nebraska

Career Highlights

- 7 years of professional volleyball experience
- Two-time AVCA All-American at Nebraska
- 2008 Gatorade National Player of the Year



7

MATCH-BY-MATCH STATISTICS

	SP	K	TA	PCT	SA	AST	DIG	BLK
Atlanta	5	0	5	-.400	0	0	0	0
San Diego	2	1	1	1.000	0	0	0	0
Vegas	3	0	0	-	0	0	2	0
At Grand Rapids								
At Vegas								
Orlando								
At Columbus								
At Orlando								
At Atlanta								
At Orlando								
Atlanta								
Orlando								
Grand Rapids								
Vegas								
At San Diego								
Columbus								
at Atlanta								
San Diego								
At San Diego								
Grand Rapids								
at Columbus								
at Vegas								
Columbus								
At Grand Rapids								
TOTALS	10	1	6	.293	0	0	2	0
PER MATCH	3.3	0.33	2	-	0	0	0.67	0

Jess Schaben-Lansman

Outside Hitter, 6-2, Defiance, Iowa / Iowa State

Career Highlights

- Three-time AVCA All-American
- Three-time All-Big 12 selection
- Member of the 2018 USA Collegiate National Beach Team
- Head Volleyball Coach for Blair High School in Nebraska



10

MATCH-BY-MATCH STATISTICS

	SP	K	TA	PCT	SA	AST	DIG	BLK
Atlanta	5	12	30	.270	1	0	7	3
San Diego	3	3	15	.133	0	0	3	2
Vegas	5	15	36	.250	0	1	14	4
At Grand Rapids	4	17	46	.260	0	0	15	3
At Vegas	4	11	31	.194	0	0	12	1
Orlando	4	8	27	.148	0	0	12	3
At Columbus	4	9	33	.090	2	0	7	2
At Orlando	2	7	27	.148	1	0	7	1
At Atlanta	3	12	35	.257	2	0	5	0
At Orlando	2	2	17	.000	0	0	6	0
Atlanta	1	0	5	.000	0	0	7	2
Orlando				DNP				
Grand Rapids	4	13	44	.136	0	0	8	3
Vegas	2	3	13	.000	0	0	3	0
At San Diego	1	0	2	.000	0	0	2	0
Columbus								
at Atlanta								
San Diego								
At San Diego								
Grand Rapids								
at Columbus								
at Vegas								
Columbus								
At Grand Rapids								
TOTALS	44	112	359	.175	6	1	108	24
PER MATCH	3.1	8.0	25.64	-	.43	.07	7.7	1.71

Hristina Vuchkova

Middle Blocker, 6-2, Sofia Bulgaria / Bulgarian National Team

Career Highlights

- Professional since 2008.
- Two-time Best Blocker in Chinese League
- Named Best Blocker at 2021 European Championships



11

MATCH-BY-MATCH STATISTICS

	SP	K	TA	PCT	SA	AST	DIG	BLK
Atlanta								
San Diego								
Vegas								
At Grand Rapids	4	8	21	.238	1	1	1	3
At Vegas	4	9	24	.208	0	0	3	5
Orlando	3	5	12	.417	0	0	1	1
At Columbus	3	3	10	.200	0	1	2	0
At Orlando	4	5	13	.385	0	1	2	1
At Atlanta	3	4	11	.273	0	1	1	5
At Orlando	5	9	20	.350	0	1	3	5
Atlanta	4	5	17	-.059	0	1	3	5
Orlando	4	6	14	.357	0	1	5	4
Grand Rapids	4	3	13	.008	0	1	3	5
Vegas	3	7	13	.540	0	0	4	2
At San Diego	4	6	17	.176	0	0	3	6
Columbus								
at Atlanta								
San Diego								
At San Diego								
Grand Rapids								
at Columbus								
at Vegas								
Columbus								
At Grand Rapids								
TOTALS	45	70	185	.254	1	8	32	42
PER MATCH	3.8	5.8	15.4	-	.08	.67	2.7	3.5

Paige Briggs

Outside Hitter, 5-10, Ortonville, Michigan / W. Kentucky

Career Highlights

- Drafted No. 5 overall in 2023 U.S. College Player Draft
- Three-time AVCA All-American
- Five-time All-Conference USA First-Team Member



13

MATCH-BY-MATCH STATISTICS

	SP	K	TA	PCT	SA	AST	DIG	BLK
Atlanta	3	0	0	-	0	0	0	0
San Diego	3	8	16	.437	1	0	9	0
Vegas	5	14	40	.225	2	1	19	1
At Grand Rapids	3	-	-	-	2	0	0	0
At Vegas	1	-	-	-	0	0	1	0
Orlando	2	-	-	-	0	0	0	0
At Columbus	2	-	-	-	0	0	0	0
At Orlando	2	-	-	-	0	0	3	0
At Atlanta				DNP				
At Orlando	2	-	-	-	0	0	0	0
Atlanta	2	2	7	.286	0	0	0	0
Orlando	3	-	-	-	0	0	1	0
Grand Rapids	3	11	20	.500	1	1	6	0
Vegas	3	8	22	.091	1	0	10	0
At San Diego	2	6	32	.125	0	0	14	1
Columbus								
at Atlanta								
San Diego								
At San Diego								
Grand Rapids								
at Columbus								
at Vegas								
Columbus								
At Grand Rapids								
TOTALS	36	49	137	.248	7	2	63	2
PER MATCH	2.6	3.5	9.78	-	.50	.14	4.5	.14

Nia Reed

Outside Hitter, 6-2, Fort Lee, New Jersey / Penn State

Career Highlights

- U.S. senior national team debut in 2022
- Named Best Opposite in 2021-22 Brazilian Superliga
- Best Scorer during 2021-22 Brazilian Superliga season



14

MATCH-BY-MATCH STATISTICS

	SP	K	TA	PCT	SA	AST	DIG	BLK
Atlanta	2	2	8	.000	0	0	0	0
San Diego	1	0	1	.000	0	0	0	0
Vegas	3	4	11	.272	0	0	1	0
At Grand Rapids				DNP				
At Vegas				DNP				
Orlando	1	1	2	.500	0	0	0	0
At Columbus				DNP				
At Orlando				DNP				
At Atlanta				DNP				
At Orlando	2	2	4	.500	0	0	3	0
Atlanta	4	9	19	.421	1	0	5	0
Orlando	4	11	41	.122	1	0	11	2
Grand Rapids				DNP				
Vegas	2	3	13	.154	0	0	6	1
At San Diego	4	5	28	.107	0	0	8	2
Columbus								
at Atlanta								
San Diego								
At San Diego								
Grand Rapids								
at Columbus								
at Vegas								
Columbus								
At Grand Rapids								
TOTALS	23	37	127	.189	2	0	34	5
PER MATCH	2.56	4.1	14.12	-	.22	-	3.78	.56

Allison Mayfield

Outside Hitter, 6-1, Overland Park Kansas / Kansas

Career Highlights

- Named MVP of the 2017-18 Peruvian League season
- KU single-season record for kills (462) and points (507)
- Finished Kansas career fourth in kills with 1,282
- Three-time Academic All-Big 12 First Team honoree



15

MATCH-BY-MATCH STATISTICS

	SP	K	TA	PCT	SA	AST	DIG	BLK
Atlanta				DNP				
San Diego	1	2	5	.400	0	0	1	1
Vegas				DNP				
At Grand Rapids				DNP				
At Vegas				DNP				
Orlando				DNP				
At Columbus	3	11	26	.269	0	0	6	1
At Orlando	1	0	1	.000	0	0	0	0
At Atlanta				DNP				
At Orlando	4	12	28	.357	0	0	14	0
Atlanta	2	1	7	-.286	0	0	0	1
Orlando				DNP				
Grand Rapids				DNP				
Vegas				DNP				
At San Diego				DNP				
Columbus								
at Atlanta								
San Diego								
At San Diego								
Grand Rapids								
at Columbus								
at Vegas								
Columbus								
At Grand Rapids								
TOTALS	11	26	67	.239	0	0	21	3
PER MATCH	2.2	5.2	13.4	-	-	-	4.2	.6

Bethania de la Cruz

Outside Hitter, 6-2, Santa Domingo, Distrito, Dominican Republic

Career Highlights

- Two-time Olympian for the Dominican Republic
- 22 years of professional experience
- Named Best outside hitter at Pan American Cup four times
- Named MVP at the NORCECA Olympic Qualification in 2021



18

MATCH-BY-MATCH STATISTICS

	SP	K	TA	PCT	SA	AST	DIG	BLK
Atlanta	5	10	42	.095	3	0	15	2
San Diego	3	13	27	.444	1	0	6	0
Vegas	5	13	41	.170	6	1	7	0
At Grand Rapids	4	8	39	.08	6	0	12	0
At Vegas	4	14	33	.303	1	1	12	0
Orlando	4	13	35	.314	2	1	4	0
At Columbus	2	1	10	-.200	0	0	4	0
At Orlando	4	9	32	.156	0	1	16	0
At Atlanta	3	9	38	.079	1	0	14	0
At Orlando	2	3	17	.000	0	0	7	1
Atlanta	3	5	25	.080	1	0	5	0
Orlando	4	13	38	.263	2	0	8	2
Grand Rapids	2	4	14	.007	0	0	4	0
Vegas	1	1	3	.333	0	0	0	0
At San Diego	4	26	55	.418	1	1	13	3
Columbus								
at Atlanta								
San Diego								
At San Diego								
Grand Rapids								
at Columbus								
at Vegas								
Columbus								
At Grand Rapids								
TOTALS	50	142	449	.200	24	5	127	8
PER MATCH	3.3	9.5	29.9	-	1.60	.33	8.47	.53

Gabby Thompson

Libero, 5-7, Buford, Georgia / Kentucky

Career Highlights

- A member of Team USA that won gold at 2019 Pan Am Cup
- Three-time SEC Libero of the Year
- 2020 National Champion with Kentucky
- Four-time SEC champion under Head Coach Craig Skinner



MATCH-BY-MATCH STATISTICS

	SP	K	TA	PCT	SA	AST	DIG	BLK
Atlanta				DNP				
San Diego	1	-	-	-	-	-	-	-
Vegas				DNP				
At Grand Rapids				DNP				
At Vegas				DNP				
Orlando				DNP				
At Columbus	2	-	-	-	-	1	7	-
At Orlando				DNP				
At Atlanta				DNP				
At Orlando				DNP				
Atlanta				DNP				
Orlando				DNP				
Grand Rapids				DNP				
Vegas	2	-	-	-	-	3	8	-
At San Diego	2	-	-	-	-	3	10	-
Columbus								
at Atlanta								
San Diego								
At San Diego								
Grand Rapids								
at Columbus								
at Vegas								
Columbus								
At Grand Rapids								
TOTALS	7	-	-	-	-	7	25	-
PER MATCH	1.75	-	-	-	-	1.75	6.25	-

23

Sophie Davis

Middle Blocker, 6-2, Fort Lauderdale, Florida / James Madison

Career Highlights

- Drafted No. 24 overall by Omaha in the U.S. College Draft
- JMU leader in career blocks (583) and hit percentage (.372)
- 2023 AVCA All-American Honorable Mention
- Recorded triple-digit blocks in four of five seasons at JMU



MATCH-BY-MATCH STATISTICS

	SP	K	TA	PCT	SA	AST	DIG	BLK
Atlanta				PRACTICE PLAYER				
San Diego				PRACTICE PLAYER				
Vegas				PRACTICE PLAYER				
At Grand Rapids				PRACTICE PLAYER				
At Vegas				PRACTICE PLAYER				
Orlando				PRACTICE PLAYER				
At Columbus				PRACTICE PLAYER				
At Orlando				PRACTICE PLAYER				
At Atlanta				DNP				
At Orlando				DNP				
Atlanta				DNP				
Orlando				DNP				
Grand Rapids								
Vegas	2	2	4	.500	0	0	0	0
At San Diego				DNP				
Columbus								
at Atlanta								
San Diego								
At San Diego								
Grand Rapids								
at Columbus								
at Vegas								
Columbus								
At Grand Rapids								
TOTALS	2	2	4	.500	0	0	0	0
PER MATCH	-	-	-	-	-	-	-	-

24

Maggie Cartwright

Opposite Hitter, 5'11, Kimberly, Wisconsin / Arkansas

Career Highlights

- Drafted No. 22 by Omaha in the 2023 U.S. College Draft
- Five seasons at Arkansas from 2019-2023
- Helped lead Arkansas to school's first-ever Elite Eight in 2023
- Totaled 1,267 kills, 909 digs, 303 blocks and 103 aces in 2023



MATCH-BY-MATCH STATISTICS

	SP	K	TA	PCT	SA	AST	DIG	BLK
Atlanta				PRACTICE PLAYER				
San Diego				PRACTICE PLAYER				
Vegas				PRACTICE PLAYER				
At Grand Rapids				DNP				
At Vegas				DNP				
Orlando				DNP				
At Columbus				DNP				
At Orlando	2	10	28	.250	0	0	4	1
At Atlanta				DNP				
At Orlando	3	3	10	.000	2	0	2	0
Atlanta				DNP				
Orlando				DNP				
Grand Rapids				DNP				
Vegas				DNP				
At San Diego				DNP				
Columbus								
at Atlanta								
San Diego								
At San Diego								
Grand Rapids								
at Columbus								
at Vegas								
Columbus								
At Grand Rapids								
TOTALS	5	13	38	.184	2	0	6	1
PER MATCH	2.5	6.5	19	-	1	-	3	.5

25

Danielle Hart

Middle Blocker, 6-3, Virginia Beach, Virginia / Wisconsin

Career Highlights

- Member of the 2023 USA National Team
- 2021 National Champion at Wisconsin
- Two-time All-Big Ten selection



MATCH-BY-MATCH STATISTICS

	SP	K	TA	PCT	SA	AST	DIG	BLK
Atlanta	5	13	26	.384	0	0	9	3
San Diego	3	5	14	.214	0	0	0	1
Vegas	5	7	23	.130	0	0	5	2
At Grand Rapids	3	1	14	-.214	0	0	2	2
At Vegas				DNP				
Orlando	1	2	3	.667	0	1	2	0
At Columbus	4	6	12	.500	0	0	0	3
At Orlando				DNP				
At Atlanta				SHORT-TERM IR				
At Orlando				SHORT-TERM IR				
Atlanta				SHORT-TERM IR				
Orlando				SHORT-TERM IR				
Grand Rapids				SEASON-ENDING IR				
Vegas				SEASON-ENDING IR				
At San Diego				SEASON-ENDING IR				
Columbus				SEASON-ENDING IR				
at Atlanta				SEASON-ENDING IR				
San Diego				SEASON-ENDING IR				
At San Diego				SEASON-ENDING IR				
Grand Rapids				SEASON-ENDING IR				
at Columbus				SEASON-ENDING IR				
at Vegas				SEASON-ENDING IR				
Columbus				SEASON-ENDING IR				
At Grand Rapids				SEASON-ENDING IR				
TOTALS	21	34	92	.228	-	1	18	11
PER MATCH	3.5	5.7	15.3	-	-	.17	3	1.8

81