





# SAN DIEGO MOJO MATCH NOTES

## WOMEN'S PROFESSIONAL VOLLEYBALL

### MATCH 7 | SAN DIEGO at GRAND RAPIDS | February 2, 2025



	<b>SAN DIEGO MOJO</b> 3-3	<b>Head Coach:</b> Tayyiba Haneef-Park <b>at San Diego:</b> 16-14 [.533], 2nd season <b>Career:</b> Same <b>vs. Grand Rapids:</b> 3-1
	<b>GRAND RAPIDS RISE</b> 3-3	<b>Head Coach:</b> Cathy George <b>at Grand Rapids:</b> 15-15 [.500], 2nd season <b>Career:</b> Same <b>vs. San Diego:</b> 1-3

**Date:** February 2, 2025  
**Time:** 1:00 p.m. PT / 4:00 p.m. ET  
**Location:** Grand Rapids, Mich.  
**Arena:** Van Andel Arena  
**Capacity:** 12,000  
**Series:** San Diego leads 3-1



**YouTube**  
**Play-by-Play:** Dan Hasty  
**Analyst:** Katie Olson

### TEAM STATISTICAL COMPARISON (Through January 31)

	Category	
.331 (7th)	Kill Percentage	.358 (5th)
12.91 (6th)	Kills Per Set	12.33 (7th)
20.2% (7th)	Efficiency	26.2% (2nd)
24.4% (7th)	Opponent Efficiency	24.0% (6th)
12.04 (5th)	Assists Per Set	11.54 (7th)
2.22 (6th)	Blocks Per Set	2.83 (1st)
18.48 (1st)	Digs Per Set	14.46 (8th)
0.48 (8th)	Aces Per Set	0.88 (5th)
15.61 (7th)	Points Per Set	16.04 (6th)

### SAN DIEGO MOJO COMMUNICATIONS

**RYAN TEWES**  
**Director of Media Relations**  
 858-752-9792 • ryan@sandiegomojob.com  
 sandiegomojob.com  
 @SanDiegoMojo [X/TikTok/YouTube]  
 @SanDiegoMojoVB [Instagram] | SanDiegoMojo [Facebook]  
 #SanDiegoMojo | #WeAreMojo

### SCHEDULE AND RESULTS

DAY	DATE	OPPONENT	VENUE	TV/STREAM	TIME	RESULT
THU	JAN 9	at Orlando	Addition Financial Arena	FS2	4:00 p.m.	L, 0-3
SAT	JAN 11	at Columbus	Nationwide Arena	YouTube	4:00 p.m.	W, 3-1
THU	JAN 16	ORLANDO	Viejas Arena	YouTube	7:05 p.m.	L, 1-3
SUN	JAN 19	at Omaha	CHI Health Center	YouTube	1:00 p.m.	W, 3-1
FRI	JAN 24	INDY	Viejas Arena	VBTV	7:05 p.m.	W, 3-1
THU	JAN 30	ATLANTA	Viejas Arena	YouTube	7:05 p.m.	L, 1-3
SUN	FEB 2	at Grand Rapids	Van Andel Arena	YouTube	1:00 p.m.	
FRI	FEB 7	VEGAS	Viejas Arena	YouTube	7:05 p.m.	
THU	FEB 13	at Indy	Fishers Event Center	YouTube	4:00 p.m.	
SUN	FEB 16	at Omaha	CHI Health Center	YouTube	1:00 p.m.	
THU	FEB 20	OMAHA	Viejas Arena	YouTube	7:05 p.m.	
THU	FEB 27	GRAND RAPIDS	Viejas Arena	YouTube	7:05 p.m.	
SAT	MAR 1	COLUMBUS	Viejas Arena	YouTube	6:05 p.m.	
WED	MAR 5	at Grand Rapids	Van Andel Arena	ROKU	4:00 p.m.	
SUN	MAR 9	GRAND RAPIDS	Viejas Arena	YouTube	4:05 p.m.	
THU	MAR 13	at Orlando	Addition Financial Arena	ROKU	4:00 p.m.	
SAT	MAR 15	at Atlanta	GAS South Arena	YouTube	4:00 p.m.	
WED	MAR 19	ORLANDO	Viejas Arena	YouTube	7:05 p.m.	
FRI	MAR 28	at Atlanta	GAS South Arena	YouTube	4:00 p.m.	
SUN	MAR 30	at Vegas	Lee's Family Forum	FS2	5:00 p.m.	
TUE	APR 8	ATLANTA	Viejas Arena	ROKU	7:03 p.m.	
SAT	APR 12	OMAHA	Viejas Arena	YouTube	6:05 p.m.	
WED	APR 16	at Columbus	Nationwide Arena	YouTube	4:00 p.m.	
SAT	APR 19	VEGAS	Viejas Arena	ROKU	6:03 p.m.	
FRI	APR 25	at Vegas	Lee's Family Forum	ROKU	7:00 p.m.	
SUN	APR 27	at Indy	Fishers Event Center	YouTube	12:00 p.m.	
THU	MAY 1	COLUMBUS	Viejas Arena	ROKU	7:03 p.m.	
SAT	MAY 3	INDY	Viejas Arena	ROKU	6:03 p.m.	

Home matches in **Bold** | All times Pacific and subject to change.

### MATCHDAY STORYLINES

- San Diego start a stretch of three road games over the next four contests with the matchup in Grand Rapids on Sunday, while the Rise will be home for the second-straight game and third time this year.
- The Mojo will be looking to move back above .500, while the Rise are riding a three-game winning streak after dropping their first three games.
- **Series History:** San Diego has been in command of the series, leading 3-1 including wins in the first three games.
- **Old Friends:** Former teammates will meet for the first time on Sunday. Mojo setter/libero Sarah Sponcil makes a return trip to Grand Rapids, while former San Diego standouts middle blocker Ali Bastianelli and setter August Raskie will suit up for the Rise.

## POSSIBLE STARTERS



DAYEONG LEE  
SETTER



LEYLA BLACKWELL  
MIDDLE BLOCKER



RONIKA STONE  
MIDDLE BLOCKER



KENDRA DAHLKE  
OUTSIDE HITTER



JENAISSYA MOORE  
OUTSIDE HITTER



LAUREN PAGE  
OPPOSITE



SHARA VENEGAS  
LIBERO

## 2025 SAN DIEGO MOJO MATCH NOTES | 2025 ROSTER

### NUMERICAL

#	NAME	POS.	HT.	EXP.	HOMETOWN	COLLEGE	INSTAGRAM
1	Rainelle Jones*	MB	6-3	2	Oxon Hill, Md.	Maryland	rainellejones0
2	Shara Venegas	L	5-7	15	Toa Baja, Puerto Rico	Universidad Metropolitana	svenegas22
6	Kylie Cole*	S	6-1	4	Coppell, Texas	NC State	kyliepcole
7	Ronika Stone	MB	6-2	4	San Jose, Calif.	Oregon	ronikastone
8	Kendra Dahlke	OH	6-0	5	Bonsall, Calif.	Arizona	kendradahlke
9	Anna Church	L	5-8	8	Fairway, Kan.	Kansas	annamariechurchh
10	Jenaisya Moore	OH	6-0	1	Germantown, Md.	Tennessee	jenaisya_moore
11	Yeliz Başa	OPP	6-2	20	Istanbul, Türkiye		
16	Kamaile Hiapo	L	5-7	1	Gilbert, Ariz.	BYU	maimaihiapo
19	DaYeong Lee	S	5-10	10	Iksan, South Korea		leeeee_ou
21	Regan Pittman^	MB	6-4	1	Kansas City, Kan.	Minnesota	reganpittman
23	Elise McGhee	OH	6-4	R	San Antonio, Texas	Baylor	elise.mcgee
24	Sarah Sponcil	L/S	5-8	6	Phoenix, Ariz.	UCLA	smsponcil
26	Leyla Blackwell	MB	6-4	R	San Diego, Calif.	Nebraska	leyla.blackwell
28	Kayla Lund	OH	6-0	2	Pasadena, Calif.	Pitt	kayla.lund
30	Devyn Robinson^	OPP	6-2	R	Cleveland, Ohio	Wisconsin	devvrobinson
31	Maya Tabron	OH	6-1	R	Gilroy, Calif.	SMU	mtabronn
32	Lauren Page	MB	6-0	5	Chino, Calif.	Oregon	lolaurennnn

### ALPHABETICAL

#	NAME	POS.	HT.	EXP.	HOMETOWN	COLLEGE	INSTAGRAM
11	Yeliz Başa	OPP	6-2	20	Istanbul, Türkiye		
26	Leyla Blackwell	MB	6-4	R	San Diego, Calif.	Nebraska	leyla.blackwell
9	Anna Church	L	5-8	8	Fairway, Kan.	Kansas	annamariechurchh
6	Kylie Cole*	S	6-1	4	Coppell, Texas	NC State	kyliepcole
8	Kendra Dahlke	OH	6-0	5	Bonsall, Calif.	Arizona	kendradahlke
16	Kamaile Hiapo	L	5-7	1	Gilbert, Ariz.	BYU	maimaihiapo
1	Rainelle Jones*	MB	6-3	2	Oxon Hill, Md.	Maryland	rainellejones0
19	DaYeong Lee	S	5-10	10	Iksan, South Korea		leeeee_ou
28	Kayla Lund	OH	6-0	2	Pasadena, Calif.	Pitt	kayla.lund
23	Elise McGhee	OH	6-4	R	San Antonio, Texas	Baylor	elise.mcgee
10	Jenaisya Moore	OH	6-0	1	Germantown, Md.	Tennessee	jenaisya_moore
32	Lauren Page	MB	6-0	5	Chino, Calif.	Oregon	lolaurennnn
21	Regan Pittman^	MB	6-4	1	Kansas City, Kan.	Minnesota	reganpittman
30	Devyn Robinson^	OPP	6-2	R	Cleveland, Ohio	Wisconsin	devvrobinson
24	Sarah Sponcil	L/S	5-8	6	Phoenix, Ariz.	UCLA	smsponcil
7	Ronika Stone	MB	6-2	4	San Jose, Calif.	Oregon	ronikastone
31	Maya Tabron	OH	6-1	R	Gilroy, Calif.	SMU	mtabronn
2	Shara Venegas	L	5-7	15	Toa Baja, Puerto Rico	Universidad Metropolitana	svenegas22

\*Practice Squad

^Short-term Injured Reserve

### COACHING STAFF

Head Coach: Tayyiba Haneef-Park, 2nd Season [Long Beach State, '01]

Record at San Diego Mojo: Overall: 16-15 (.516); Regular Season: 16-14 (.533); Postseason: 0-1 (.000) [second season]

Career Record: Overall: 16-15 (.516); Regular Season: 16-14 (.533); Postseason: 0-1 (.000) [two seasons]

Assistant Coach: Deitre Collins-Parker, 2nd Season [Hawai'i, '95]

Assistant Coach: Noel Carpio, 1st Season [Arizona, '18]

### SUPPORT STAFF

Team Physician: Dr. Laika Nur

Athletic Trainer: Sam Schaff

Strength Coach: Cassandra Masessa

### PRONUNCIATION GUIDE

Yeliz Başa	YELL-iz BASH-uh	Sarah Sponcil	SPAWN-suhl
Kendra Dahlke	DOLL-key	Ronika Stone	RON-ick-uh
Kamaile Hiapo	kuh-MY-lee hee-AW-po	Maya Tabron	MY-uh.TAY-brawn
Rainelle Jones	ray-NELL		
DaYeong Lee	dye-YAWNG		
Elise McGhee	eh-LEESE	Tayyiba Haneef-Park	tie-YEE-buh huh-NEEF
Jenaisya Moore	jen-ASIA	Deitre Collins-Parker	dee-TRUH

Sunday, February 2	Monday, February 3	Tuesday, February 4	Wednesday, February 5	Thursday, February 6	Friday, February 7	Saturday, February 8
MATCH DAY at Grand Rapids Viejas Arena 1 p.m. PT / 4 p.m. ET	TRAVEL DAY	PRACTICE Boys & Girls Club Solana Beach	PRACTICE Hourglass Arena	PRACTICE Viejas Arena	MATCH DAY Vegas Viejas Arena 7:05 p.m. PT	OFF DAY

PVF INDIVIDUAL RANKINGS

NAME/CATEGORY	RANK	VALUE
Kendra Dahlke		
Total Kills	6	84
Kills per Set	t3	4.00
Total Points	7	86
Points per Set	7	4.10
DaYeong Lee		
Total Assists	3	237
Assists per Set	3	10.30
Lauren Page		
Kill Percentage	5	42.5%
Hitting Perdentage	7	.300
Ronika Stone		
Total Blocks	7	14
Blocks per Set	8	0.61
Shara Venegas		
Total Digs	9	78
Digs per Set	2	4.11

SAN DIEGO MOJO 2025 HONOR ROLL

RONIKA STONE (MIDDLE BLOCKER)  
»PVF Preseason All-League Team

SAN DIEGO MOJO OUTLOOK

- The San Diego Mojo fell to the Atlanta Vibe in four sets (15-25, 26-24, 17-25, 20-25) last time out on Thursday night at Viejas Arena.
- Despite the loss, the Mojo received a great performance from setter DaYeong Lee, who recorded her fifth double-double of the season with 34 assists and 17 digs.
- San Diego also had commendable performances from its two All-Star-caliber leaders, as middle blocker Ronika Stone co-led the team with 14 points and outside hitter Kendra Dahlke recorded a team-high 13 kills.
- Dahlke has been one of the top players in the league this season, currently ranked third in kills (4.00/set) and seventh in points (4.10/set).
- DaYeong Lee is third in the PVF averaging 10.30 assists per set, while her 237 total assists also ranks third.
- Middle blocker Lauren Page has done well playing in multiple positions, starting at opposite last time out, and ranks fifth in the PVF with a 42.5% kill percentage, while her .300 hitting percentage is seventh.
- Stone's performance on Thursday improved her season total to 14 blocks on the year, seventh in the PVF.
- Libero Shara Venegas has come up huge in court coverage, averaging 4.11 digs per set with 78 total digs on the season.

GRAND RAPIDS OUTLOOK

- Grand Rapids outlasted Orlando on Thursday night at Van Andel Arena with a dominant defensive effort to take down the Valkyries in five sets, 24-26, 25-15, 17-25, 25-18, 15-12.
- The Rise set a new franchise record with 18 blocks and collected 84 digs — just two shy of the team's all-time mark. Grand Rapids hit .259 while limiting Orlando to .199.
- Leading the offensive charge was Rise standout Erika Pritchard, who delivered a career-best performance with 27 points, 21 kills (.240), and five blocks. She also contributed an ace and eight digs. Setter August Raskie shined as well, dishing out a season-high 51 assists while matching the franchise's single-match record with 26 digs.
- Rise outside hitter and reigning Pro Volleyball Federation Player of the Week Carli Snyder delivered another strong performance with 17 points, tallying 12 kills, two blocks, and — for a second consecutive match — three aces. Grand Rapids finished with six aces as a team.
- Raskie currently leads the league in kill percentage (51.2%) and hitting percentage (.488), while ranking seventh in assists per set (9.65).
- Marin Grote is fourth in kill percentage (44.6%) and third in hitter percentage (.400), is tied for fifth in total kills (15) and fourth in kills per set (0.75).

MOJO ALL-TIME TOP-10 CAREER KILLS

Rank/Player	Kills	Years
1. Temi Thomas-Ailara	330	2024
2. Ronika Stone	218	2024-pr.
3. Lindsey Vander Weide	195	2024
4. Kendra Dahlke	180	2024-pr.
5. Morgan Lewis	127	2024
6. Valeria Papa	97	2024
7. Willow Johnson	95	2024
8. Ali Bastianelli	65	2024
9. Hannah Tapp	57	2024
10. Maya Tabron	49	2025-pr.

MOJO ALL-TIME TOP-10 CAREER BLOCKS

Rank/Player	Blocks	Years
1. Ronika Stone	65	2024-pr.
2. Ali Bastianelli	62	2024
3. Hannah Tapp	34	2024
4. Temi Thomas-Ailara	28	2024
Lindsey Vander Weide	28	2024
6. Morgan Lews	22	2024
7. Kendra Dahlke	13	2024-pr.
8. DaYeong Lee	11	2025-pr.
9. Willow Johnson	9	2024
10. Valeria Papa	6	2024

MOJO ALL-TIME TOP-10 CAREER ASSISTS

Rank/Player	Assists	Years
1. Nootsara Tomkom	932	2024
2. DaYeong Lee	237	2025-pr.
3. August Raskie	140	2024
4. Shara Venegas	115	2024-pr.
5. Ronika Stone	10	2024-pr.
6. Hannah Tapp	9	2024
7. Kendra Dahlke	8	2024-pr.
8. Nomaris Vélez	6	2024
9. Sarah Sponcil	5	2025-pr.
Lindsey Vander Weide	5	2024

MOJO ALL-TIME TOP-10 CAREER DIGS

Rank/Player	Digs	Years
1. Shara Venegas	423	2024-pr.
2. Nootsara Tomkom	269	2024
3. Temi Thomas-Ailara	251	2024
4. Lindsey Vander Weide	184	2024
5. Kendra Dahlke	155	2024-pr.
6. Valeria Papa	110	2024
7. Ronika Stone	96	2024-pr.
8. Morgan Lewis	84	2024
9. Willow Johnson	76	2024
10. DaYeong Lee	74	2025-pr.



- Carli Snyder is third in the league with nine service aces and fourth in aces per set at 0.39, while sitting 10th with 65 kills.
- Ali Bastianelli has tallied 12 blocks, tied for ninth in the PVF, and 0.71 blocks per set are tied for fifth best.

#### DAHLKE DOES IT ALL

- Outside hitter Kendra Dahlke has started the season strong, posting four double-doubles in the first five games of the season, besting her total from all of last season.
- The Bonsall, Calif. native is currently sixth in the PVF averaging 3.82 digs per set.
- Dahlke picked up her first double-double of the season, totaling 17 kills and 17 digs in a win at Columbus, then notching another one the following match with 14 kills and 18 digs versus Orlando. She added a third at defending PVF champion Omaha with a season-best 18 kills while tallying 12 digs, then picked up her fourth-straight (19 kills, 11 digs) in a home win over Indy last time out.
- In 2024, she was among the top scorers for the Mojo, highlighted by a 23-point match at Orlando on April 14 that is the fifth-best scoring output in team history.
- Dahlke had 65 attacks in the Mojo's five-set win at Orlando on April 14, the most in a four-set match for the Mojo and the second-most overall.
- She also had 27 points in the victory, tied for the fourth-most in a match in Mojo history.

#### LEE COMMANDS THE FLOOR

- Veteran setter DaYeong Lee has made an immediate impact in her first year in the league, currently ranking third in the league in assists (237) and assists per set (10.30).
- The native of South Korea has tallied five double-doubles on the year, the fifth-most for a season and career in Mojo history.
- Lee has tallied 11 blocks this season, the ninth-most in a season in team history, while her 11 career blocks already rank as the eighth most.
- She has had at least two blocks in each of the last five games.
- In the Mojo's home win over Indy, Lee collected her fourth double-double of the season, tallying 45 assists and 12 digs, while also posting a pair of blocks and two kills in the Mojo's thrilling victory over first-place Indy.
- She averaged 11.25 assists and three digs per set, while leading an offense that had almost all of the Mojo hitters have their highest-rated efficiency performances.

#### GIMMIE MOORE

- Outside hitter Jenaisya Moore had a career day for the Mojo in San Diego's four-set victory over Indy on Jan. 24.
- Moore had a Mojo season-high 24 points, collecting her first double-double of the season with 20 kills and 12 digs.
- The 24 points and 20 kills established career highs, while also posting a career best with three blocks and adding a service ace -- which equaled a personal best.
- Her 12 digs marked her first outing with double-digits in the category and the fourth of her PVF career.

#### STONE COLD

- Middle blocker Ronika Stone has become a force in the middle for the Mojo, racking up 14 blocks in the first six games, including four on the road against Omaha.
- Stone was selected by the league's coaches to the PVF Preseason All-League Team.
- She earned 2024 All-Pro Volleyball Federation Second Team honors after leading the league with league in a .336 hitting percentage.
- Last season, Stone equaled the team-record with three services aces in a victory over Omaha on April 2.

#### PITTMAN COMING UP ACES

- Middle blocker Regan Pittman has shown her versatility this season, opening the year as the starting opposite for the Mojo, but her impact has also been felt at the service line.
- Heading into San Diego's sixth match of the season, Pittman was tied for sixth in

### DOUBLE-DOUBLES

PLAYER (#)	DATE	OPPONENT	STATS
DaYeong Lee	Jan. 9	at Orlando	34 assists, 10 digs
Kayla Lund	Jan. 9	at Orlando	10 kills, 10 digs
Kendra Dahlke	Jan. 11	at Columbus	17 kills, 17 digs
Maya Tabron	Jan. 11	at Columbus	14 kills, 16 digs
Kendra Dahlke (2)	Jan. 16	Orlando	14 kills, 18 digs
DaYeong Lee (2)	Jan. 16	Orlando	37 assists, 12 digs
Maya Tabron (2)	Jan. 16	Orlando	15 kills, 14 digs
Kendra Dahlke (3)	Jan. 19	at Omaha	18 kills, 12 digs
DaYeong Lee (3)	Jan. 19	at Omaha	46 assists, 14 digs
Kendra Dahlke (4)	Jan. 24	Indy	19 kills, 11 digs
DaYeong Lee (4)	Jan. 24	Indy	45 assists, 12 digs
Jenaisya Moore	Jan. 24	Indy	20 kills, 12 digs
DaYeong Lee (5)	Jan. 30	Atlanta	34 assists, 17 digs

the league with four service aces.

- She picked up her first of the year in the season-opener at Orlando.
- Pittman tallied two aces in San Diego's win at Columbus, tied for the fourth-most in San Diego history and tied for the top mark in a four-set match.

#### VENEGAS WITH THE COURT COVERAGE

- Libero Shara Venegas led the Mojo last season and was fourth in the league with 345 total digs and ranked second on the team with 3.63 digs per set.
- She had season highs of 23 digs against Omaha on April 2 and April 23.
- Her 23 digs against Omaha on April 2 occurred in a four-set match.

#### LUND MAKES AN IMPACT

- Outside hitter Kayla Lund made her presence felt immediately for the Mojo, scoring the first point of the PVF season in the opener against Orlando.
- Lund went on to tie for a team-leading 10 kills, while also posting the most swings with 31. She tallied her first double-double of the season by adding 10 digs.

#### TEAMMATES ONCE AGAIN

- Outside hitter Kendra Dahlke and middle blocker Lauren Page were previously teammates during their club days, competing with Coast Volleyball Club prior to their collegiate careers.
- During their senior year of club in 2015, the duo helped Coast Volleyball Club win bronze at the Junior Olympics in New Orleans.
- Page was also a college teammate of middle blocker Ronika Stone for three seasons at Oregon from 2016-18.
- While at Oregon, Page and Stone helped the Ducks go a combined 62-33 (.653) with three appearances in the NCAA Tournament, including an Elite Eight run in 2018.
- Rainelle Jones and Jenaisya Moore were teammates at Metro Volleyball Club in Washington, D.C., helping lead the team two nationals appearances.

#### ROOKIES MAKING THEIR MARK

- Three Mojo rookies made their professional debuts in the season opener against Orlando.
- Outside hitter Maya Tabron started tied for the team lead with 10 kills while also adding eight digs.
- Middle blocker Leyla Blackwell also started, collecting seven kills and hitting a team-high .417.
- Elise McGhee entered in the second set and played two frames in her first professional appearance.



## 2025 SAN DIEGO MOJO MATCH NOTES | NOTES

### TABRON TAKES CHARGE

- Rookie outside hitter Maya Tabron is off to a hot start in her professional career, notching double-figures in kills in each of her first three games, while twice leading the Mojo in scoring.
- The Gilroy, Calif. native tallied 10 kills in her debut against Orlando on January 9 and collected 14 in a road win at Columbus before posting a career-best 15 kills in her home debut against the Valkyries.

### BLACKWELL BACK HOME

- Prior to playing at Nebraska, rookie Leyla Blackwell helped guide the San Diego Toreros to the 2022 NCAA Semifinals.
- A native San Diegan, Blackwell was a three-time first-team All-WCC selection for the Toreros.

### OLYMPIC REPRESENTATION

- A pair of Mojo players have represented their nation in the Olympic Games.
- Libero Shara Venegas competed with Puerto Rico at the 2016 Olympic Games Rio, the first team in the history of Puerto Rico volleyball to play in the Olympic games.
- Libero/Setter Sara Sponcil represented the USA in beach volleyball at the 2020 Tokyo Olympics, taking ninth place with partner Kelly Claes.
- Additionally, head coach Tayyiba Haneef-Park represented the United States at three Olympic Games, winning silver with Team USA at the 2008 Beijing Olympics and 2012 London Olympics.
- Mojo assistant coach Deitre Collins-Parker also played for Team USA in the Olympics, competing at the 1988 Seoul Olympics.

### COACH 'EM UP

- Outside hitters Kendra Dahlke and Kayla Lund double as players and coaches in their professional careers, competing at the highest level of volleyball in the United States with the Mojo, while also serving in the collegiate coaching ranks.

- Dahlke has served as an assistant coach at UC Davis for the last three seasons, helping the Aggies to a 19-10 record in 2024, the most for the program since 2011.
- Lund began kicked off her coaching career as an assistant at Brown University, helping second-year coach Taylor Virtue guide the team to a fourth-place finish in the Ivy League.

### MOJO DRAFTEES MAKE NOISE IN NCAA TOURNAMENT

- All four San Diego Mojo selections in the 2024 PVF Draft had their collegiate teams compete in the NCAA Championship Tournament.
- Middle blocker Leyla Blackwell, drafted in the fourth round, advanced to the Final Four with the Nebraska Cornhuskers.
- First-round selection Devyn Robinson and the Wisconsin Badgers advanced to the regional final, falling to the Huskers in Lincoln.
- Third round selection Maya Tabron (SMU) and fifth round pick Elise McGhee (Baylor) both helped lead their teams to first-round victories in the tournament.

### FIVE-SET THRILLERS

- The Mojo played in a league-high 10 five-set matches in 2024 with a record of 6-4 in such matches.
- San Diego's six five-set victories were the most in the Pro Volleyball Federation.
- The Mojo appeared in a league-record six consecutive five-set matches during in April 2024, going 4-2 in those matches.

### DOWN BUT NOT OUT

- After starting last season with three-straight road losses and dropping five of six contests overall to start the year, the Mojo finished the season 12-6 for a .667 winning percentage.
- Six of San Diego's 13 wins last season took a full five sets, while another six took four.





**WELCOME TO PRO VOLLEYBALL FEDERATION**

• As the premier professional volleyball league in North America, Pro Volleyball Federation has attracted some of the sport's top talent, including some of America's greatest volleyball players and coaches and elite players from around the world. Starting in 2024, Pro Volleyball Federation will play with a league format with teams playing in major league arenas across North America and owned by pro owners and team operators.

**EXTENSIVE AND EXPANDED NATIONAL BROADCAST SCHEDULE ANNOUNCED**

• With the highly anticipated second season about to begin, Pro Volleyball Federation (PVF) has announced the extensive schedule of nationally broadcast matches airing on CBS and FOX Sports outlets.

• The action begins with on January 9, when the San Diego Mojo takes on the Orlando Valkyries in the season-opener, airing on FS2. During the first 11 days of the regular season, fans can see head-to-head action in four nationally broadcast matches, showcasing seven of PVF's eight teams.

**PVF TELEVISION COVERAGE EXPANDS TO FS1, FS2**

• Pro Volleyball Federation (PVF) has announced its latest television agreement with FS1 and FS2, expanding its television coverage with 12 additional nationally televised matches in 2025.

• The deal includes four matches airing on FS1 and eight on FS2, bringing PVF's total national television footprint to over 24 matches across multiple premier linear and over-the-air networks - the most extensive television coverage in professional volleyball. The new agreement supports PVF's mission to enhance exposure for professional volleyball through increased national coverage, which is coming at a pivotal time as the sport continues to experience dramatic growth in popularity.

**PVF MAKES HISTORY WITH INAUGURAL ALL-STAR MATCH TO AIR NATIONALLY ON CBS**

• Pro Volleyball Federation (PVF), the leading professional volleyball league in the United States, has announced its inaugural All-Star Match, set to take place on Saturday, February 22, 2025 at Fishers Event Center. The event will showcase the league's top talent and give fans a unique opportunity to witness the best in professional volleyball.

• In a historic first for professional volleyball, CBS Television Network will air the match on its national broadcast outlet. This landmark moment underscores PVF's commitment to elevating the sport and bringing professional women's volleyball to a broader audience.

**SPALDING CONTINUES AS OFFICIAL NET EQUIPMENT SUPPLIER**

• Spalding, a leader in sports equipment innovation, and Pro Volleyball Federation,

North America's premier women's professional volleyball league, have announced the extension of their partnership, with Spalding continuing as the league's Official Volleyball Net Equipment Supplier through the next four years into 2027.

• Building on the league's successful inaugural season, where Pro Volleyball Federation teams played before nearly 400,000 fans and achieved significant social media growth, Spalding remains committed to enhancing the player and fan experience with its industry-leading Freestanding Volleyball Systems. Since joining forces in 2024, Spalding has supplied the league with its innovative Freestanding Volleyball Systems, which eliminate the need for permanent installations, offering unmatched flexibility and ease of use. This cutting edge equipment has played an integral role in providing a seamless on-court experience throughout the league's first year.

**2025 STANDINGS (Through January 31)**

	Overall					Match Result Details					Sets			Points		
	W	L	Pct.	H	A	Pts	3-0	3-1	3-2	2-3	Won	Lost	Ratio	Won	Lost	Ratio
Vegas Thrill	5	2	.714	4-1	1-1	11	0	1	4	0	16	15	.516	649	661	.495
Atlanta Vibe	4	2	.667	2-1	2-1	12	1	2	1	1	14	10	.583	543	509	.516
Omaha Supernovas	4	2	.667	2-1	2-1	12	3	0	1	1	15	8	.652	524	478	.523
Indy Ignite	3	2	.600	2-0	1-2	9	1	1	1	1	12	9	.571	461	453	.504
Grand Rapids Rise	3	3	.500	1-1	2-2	8	1	0	2	1	11	13	.458	516	517	.499
<b>San Diego Mojo</b>	<b>3</b>	<b>3</b>	<b>.600</b>	<b>1-2</b>	<b>2-1</b>	<b>9</b>	<b>0</b>	<b>3</b>	<b>0</b>	<b>0</b>	<b>11</b>	<b>12</b>	<b>.478</b>	<b>505</b>	<b>530</b>	<b>.488</b>
Orlando Valkyries	2	4	.333	1-1	1-3	8	1	1	0	2	12	13	.480	541	523	.508
Columbus Fury	0	6	.000	0-4	0-2	3	0	0	0	3	7	18	.280	500	568	.468

## 2025 SAN DIEGO MOJO MATCH NOTES | 2025 SCHEDULE AND RESULTS

OVERALL RECORD: 3-3 [HOME: 1-2, AWAY: 2-1, NEUTRAL: 0-0]

#	DAY	DATE	OPPONENT	W/L	SCORE	SET SCORES
1	Thursday	January 9	at Orlando	L	0-3	18-25, 18-25, 22-25
2	Saturday	January 11	at Columbus	W	3-1	25-18, 21-25, 25-19, 25-22
3	Thursday	January 16	Orlando	L	1-3	23-25, 25-20, 16-25, 15-25
4	Sunday	January 19	at Omaha	W	3-1	20-25, 25-19, 25-22, 25-22
5	Friday	January 24	Indy	W	3-1	18-25, 25-17, 30-28, 25-19
6	Thursday	January 30	Atlanta	L	1-3	15-25, 26-24, 17-25, 20-25
7	Sunday	February 2	at Grand Rapids			
8	Friday	February 7	Vegas			
9	Thursday	February 13	at Indy			
10	Sunday	February 16	at Omaha			
11	Thursday	February 20	Omaha			
12	Thursday	February 27	Grand Rapids			
13	Saturday	March 1	Columbus			
14	Wednesday	March 5	at Grand Rapids			
15	Sunday	March 9	Grand Rapids			
16	Thursday	March 13	at Orlando			
17	Saturday	March 15	at Atlanta			
18	Wednesday	March 19	Orlando			
19	Friday	March 28	at Atlanta			
20	Sunday	March 30	at Vegas			
21	Tuesday	April 8	Atlanta			
22	Saturday	April 12	Omaha			
23	Wednesday	April 16	at Columbus			
24	Saturday	April 19	Vegas			
25	Friday	April 25	at Vegas			
26	Sunday	April 27	at Indy			
27	Thursday	May 1	Columbus			
28	Saturday	May 3	Indy			

### RECORD WHEN...

Overall .....	3-3
Home .....	1-2
Away .....	2-1
Neutral .....	0-0
In Three Sets .....	0-1
In Four Sets .....	3-2
In Five Sets .....	0-0
Winning First Set .....	1-0
Losing First Set .....	2-3
Winning First Two Sets .....	0-0
Losing First Two Sets .....	0-1
Splitting First Two Sets .....	3-2
Leading 2-1 .....	3-0
Trailing 1-2 .....	0-2

Leading in Kills .....	1-0
Trailing in Kills .....	2-3
Tied in Kills .....	0-0
Leading in Aces .....	1-0
Trailing in Aces .....	1-2
Tied in Aces .....	1-1
Leading in Blocks .....	2-0
Trailing in Blocks .....	1-3
Tied in Blocks .....	0-0
Leading in Digs .....	2-1
Trailing in Digs .....	1-1
Tied in Digs .....	0-1
Leading in Assists .....	1-1
Trailing in Assists .....	2-2
Tied in Assists .....	0-0

On Monday .....	0-0
On Tuesday .....	0-0
On Wednesday .....	0-0
On Thursday .....	0-2
On Friday .....	1-1
On Saturday .....	1-0
On Sunday .....	1-0
In January .....	3-3
In February .....	0-0
In March .....	0-0
In April .....	0-0
In May .....	0-0
Blue Jersey .....	1-1
White Jersey .....	1-1
Yellow Jersey .....	1-1



## 2025 STARTERS

Date	Opponent	W/L	Score	Setter	OH	OH	MB	MB	OPP	Libero
Jan. 9	at Orlando	L	0-3	Lee	Lund	Tabron	Blackwell	Stone	Pittman	Venegas
Jan. 11	at Columbus	W	3-1	Lee	Lund	Tabron	Blackwell	Stone	Pittman	Hiapo
Jan. 16	Orlando	L	1-3	Lee	Dahlke	Tabron	Blackwell	Stone	Pittman	Venegas
Jan. 19	at Omaha	W	3-1	Lee	Dahlke	Tabron	Blackwell	Stone	Pittman	Venegas
Jan. 24	Indy	W	3-1	Lee	Dahlke	Moore	Blackwell	Stone	Pittman	Venegas
Jan. 30	Atlanta	L	1-3	Lee	Dahlke	Moore	Blackwell	Stone	Page	Venegas
Feb. 2	at Grand Rapids									
Feb. 7	Vegas									
Feb. 13	at Indy									
Feb. 16	at Omaha									
Feb. 20	Omaha									
Feb. 27	Grand Rapids									
Mar. 1	Columbus									
Mar. 5	at Grand Rapids									
Mar. 9	Grand Rapids									
Mar. 13	at Orlando									
Mar. 15	at Atlanta									
Mar. 19	Orlando									
Mar. 28	at Atlanta									
Mar. 30	at Vegas									
Apr. 8	Atlanta									
Apr. 12	Omaha									
Apr. 16	at Columbus									
Apr. 19	Vegas									
Apr. 25	at Vegas									
Apr. 27	at Indy									
May 1	Columbus									
May 3	Indy									

## 2025 INDIVIDUAL MATCH-BY-MATCH LEADERS

OPPONENT	KILLS	ATTACKS	ACES	ASSISTS	DIGS	BLOCKS	POINTS
at Orlando (1/9)	Lund (10) Tabron (10)	Lund (31)	Pittman (1)	Lee (34)	Venegas (13)	Pittman (1) Stone (1)	Lund (10) Tabron (10)
at Columbus (1/11)	Dahlke (17)	Tabron (56)	Pittman (2)	Lee (41)	Dahlke (17)	Tabron (4)	Tabron (19)
Orlando (1/16)	Tabron (15)	Tabron (45)		Lee (37)	Dahlke (18)	Tabron (4)	Tabron (16)
at Omaha (1/19)	Dahlke (18)	Dahlke (45)	Jones (1) Pittman (1)	Lee (46)	Venegas (17)	Stone (4)	Dahlke (19)
Indy (1/24)	Moore (20)	Dahlke (56) Moore (56)	Moore (1)	Lee (45)	Venegas (18)	Page (4)	Moore (24)
Atlanta (1/30)	Dahlke (13)	Dahlke (43)	Dahlke (1) McGhee (1) Stone (1)	Lee (34)	Lee (17)	Lee (2) Page (2) Stone (2)	Dahlke (14) Stone (14)
at Grand Rapids (2/2)							
Vegas (2/7)							
at Indy (2/13)							
at Omaha (2/16)							
Omaha (2/20)							
Grand Rapids (2/27)							
Columbus (3/1)							
at Grand Rapids (3/5)							
Grand Rapids (3/9)							
at Orlando (3/13)							
at Atlanta (3/15)							
Orlando (3/19)							
at Atlanta (3/28)							
at Vegas (3/30)							
Atlanta (4/8)							
Omaha (4/12)							
at Grand Rapids (4/16)							
Vegas (4/19)							
at Vegas (4/25)							
at Indy (4/27)							
Columbus (5/1)							
Indy (5/3)							

## 2025 TEAM MATCH-BY-MATCH STATISTICS

DATE	MATCHUP	KILLS	ATTACKS	ATTACK %	ASSISTS	DIGS	BLOCKS	ACES	SERVICE ERRORS
01/09	San Diego (L, 0-3) at Orlando	39 44	126 116	.175 .319	36 40	46 58	2 5	1 4	10 8
01/11	San Diego (W, 3-1) at Columbus	50 52	162 165	.198 .158	45 49	73 80	13 9	4 4	10 13
01/16	San Diego (L, 1-3) Orlando	47 64	163 162	.176 .302	44 59	75 75	8 10	0 3	7 16
01/19	San Diego (W, 3-1) at Omaha	56 62	132 168	.356 .250	52 54	73 58	8 5	2 1	15 15
01/24	San Diego (W, 3-1) Indy	60 49	171 160	.181 .144	54 47	78 60	14 15	1 3	6 8
01/30	San Diego (L, 1-3) Atlanta	45 63	152 154	.145 .318	44 60	67 78	6 6	3 9	9 15
02/02	San Diego at Grand Rapids								
02/07	San Diego Vegas								
02/13	San Diego Indy								
02/16	San Diego at Omaha								
02/20	San Diego Omaha								
02/27	San Diego Grand Rapids								
03/01	San Diego Columbus								
03/05	San Diego at Grand Rapids								
03/09	San Diego Grand Rapids								
03/13	San Diego at Orlando								
03/15	San Diego at Atlanta								
03/19	San Diego Orlando								
03/28	San Diego at Atlanta								
03/30	San Diego at Vegas								
04/08	San Diego Atlanta								
04/12	San Diego Omaha								
04/16	San Diego at Grand Rapids								
04/19	San Diego Vegas								
04/25	San Diego at Vegas								
04/27	San Diego at Indy								
05/01	San Diego Columbus								
05/03	San Diego Indy								





# TAYYIBA HANEEF-PARK

## HEAD COACH

The 2024 Pro Volleyball Federation Coach of the Year, Tayyiba Haneef-Park is a three-time Olympian with the United States. Haneef-Park won silver with Team USA at the 2008 Beijing Olympics and 2012 London Olympics.

Last season, Haneef-Park led the Mojo to a 13-11 regular-season record and No. 3 seed in the PVF playoffs in their first season. The club started 2-6 before winning 11 of its next 16 games to qualify for the postseason, falling one set short of reaching the championship match.

Prior to joining the Mojo, she spent 2022 as an assistant coach with Oregon Volleyball, during which the Ducks sported a 26-6 record, including a 17-3 mark in Pac-12 play. The 17 conference wins were a program record. Haneef-Park also spent two seasons (2015-16) as an assistant coach with Arizona Beach Volleyball, helping the Wildcats to a 38-10 record.

### THE HANEEF-PARK FILE

#### PERSONAL

Hometown ..... Laguna Beach, Calif.  
Education ..... Long Beach State (2001)  
Spouse ..... Anthony Park  
Children ..... Two

#### YEAR-BY-YEAR

Year	School	AS HEAD COACH Record	Postseason
2025.....	San Diego.....	3-3.....	
2024.....	San Diego.....	13-11.....	Semifinals

REGULAR SEASON..... 16-14 (.533)  
POSTSEASON..... 0-1 (.000)  
OVERALL RECORD..... 16-15 (.516)

#### AS ASSISTANT COACH (COLLEGE)

Year	School (Position)	Postseason
2022.....	Oregon (Assistant Coach).....	Elite Eight
2016.....	Arizona (Assistant Beach Coach).....	Elite Eight
2015.....	Arizona (Assistant Beach Coach).....	Final Four

In addition to her Olympic performances, Haneef-Park contributed to notable achievements such as a gold medal at the 2012 FIVB World Grand Prix and bronze finishes at the 2003 and 2004 Grand Prix.

Haneef-Park played professionally for 11 years from 2001-12 with stops in Italy, Japan, Russia, Turkey and Azerbaijan. She began coaching in 2014, serving as an assistant on collegiate staffs with Arizona from 2014-16 and Oregon from 2022-23. She has also served as an assistant with various USA Volleyball teams during that time, but recently helping the United States win silver at the Pan American Cup in August and NORCECA Final Six in June.

Collegiately, Haneef-Park was a 2001 All-American at Long Beach State and helped The Beach to a national championship in 1998 and a runner-up finish in 2001. She also competed in track & field for Long Beach State and was a three-time All-American in the high jump.

## COACHING STAFF



DEITRE COLLINS-PARKER  
ASSISTANT COACH



NOEL CARPIO  
ASSISTANT COACH



# RAINELLE JONES

#1

MIDDLE BLOCKER | 6-4 | Oxon Hill, Md. (Maryland)

- Played with the Columbus Fury in 2024.
- Appeared in all 24 matches for Columbus in the inaugural 2024 Pro Volleyball Federation season, starting 17 matches and playing in 69 sets. She registered 85 kills, 35 blocks, 28 digs and nine service aces for the Fury.
- Competed with Pallavolo Pinerolo of the Italian Serie A1 league in 2022-23.
- Was a five-year starter at the University of Maryland (2018-22).
- Concluded her Terrapin career as the program's all-time leader in total blocks (718) and block assists (654).
- Ranked third in all-time in Big Ten history in block assists and fifth in total blocks.
- Led the NCAA with in blocks per set in 2021 (1.73) and 2022 (1.59).
- 2022 Volleyball Magazine All-America Honorable Mention.
- Second-team All-Big Ten selection in 2022.

## MATCH-BY-MATCH

Date	Opponent	W/L	SP	POINTS	SERVE			RECEPTION				ATTACKS						BLOCK	OTHER	
				Total	Total	Error	Ace	Total	Error	Pos%	Perf%	Total	Error	Blk	Kill	Kill%	Eff%	Total	Dig	Assist
1/9	at Orlando	L										DNP								
1/11	at Columbus	W										DNP								
1/16	Orlando	L										DNP								
1/19	at Omaha	W	2	5	8	4	1	1	0	0%	0%	5	0	0	4	80%	.800	0	0	0
1/24	Indy	W										DNP								
1/30	Atlanta	L																		
2/2	at Grand Rapids																			
2/7	Vegas																			
2/13	at Indy																			
2/16	at Omaha																			
2/20	Omaha																			
2/27	Grand Rapids																			
3/1	Columbus																			
3/5	at Grand Rapids																			
3/9	Grand Rapids																			
3/13	at Orlando																			
3/15	at Atlanta																			
3/19	Orlando																			
3/28	at Atlanta																			
3/30	at Vegas																			
4/8	Atlanta																			
4/12	Omaha																			
4/16	at Columbus																			
4/19	Vegas																			
4/25	at Vegas																			
4/27	at Indy																			
5/1	Columbus																			
5/3	Indy																			
Total (1)			2	5	8	4	1	1	0	0%	0%	5	0	0	4	80%	.800	0	0	0
Set Avg.			-	2.5	4.0	2.0	0.50	0.50	0	0%	0%	2.5	0	0	2.0	80%	.800	0	0	0

## PVF CAREER STATISTICS

YR	TEAM	GP	SP	POINTS	SERVE			RECEPTION		ATTACKS						BLOCK	OTHER	
				Total	Total	Error	Ace	Total	Error	Total	Error	Blk	Kill	Kill%	Eff%	Total	Dig	Assist
2024	Columbus	24	69	127	153	28	9	9	1	218	16	13	85	39%	.256	33	28	2
2025	San Diego	1	2	5	8	4	1	1	0	5	0	0	4	80%	.800	0	0	0
Total		25	71	132	161	32	10	10	1	223	16	13	89	40%	.269	33	28	2
Set Avg.		-	-	1.86	2.68	0.45	0.14	0.14	0.01	3.14	0.23	0.18	1.25	40%	.269	0.46	0.39	0.03



# SHARA VENEGAS

#2

LIBERO | 5-7 | Toa Baja, Puerto Rico (Universidad Metropolitana)

- Appeared in all 24 regular season matches with 23 starts for the Mojo in the inaugural 2024 Pro Volleyball Federation season, collecting 345 digs and dishing out 96 assists. She ranked fourth in the league in both digs and digs per set (3.63).
- Olympic Games Rio, 2016 (First team in the history of Puerto Rico volleyball to play in the Olympic games)
- 12+ years Puerto Rico League (7-time champion)
- 12+ years Puerto Rico National Team (2009-23)
- Four Volleyball World Championships, 2010-22
- Three Central Americans and Caribbean Games (Bronze and Silver Medal)
- Two Panamericans Games
- Five-time NORCECA (Silver and Bronze Medalist)
- Five-time Pan American Cup (Silver and Bronze Medalist)

## MATCH-BY-MATCH

Date	Opponent	W/L	SP	POINTS	SERVE			RECEPTION				ATTACKS						BLOCK	OTHER	
				Total	Total	Error	Ace	Total	Error	Pos%	Perf%	Total	Error	Blk	Kill	Kill%	Eff%	Total	Dig	Assist
1/9	at Orlando	L	3	0	0	0	0	11	1	36%	9%	0	0	0	0	-	-	0	13	2
1/11	at Columbus	W						Practice Squad												
1/16	Orlando	L	4	0	0	0	0	8	0	75%	25%	0	0	0	0	-	-	0	16	3
1/19	at Omaha	W	4	0	0	0	0	17	0	59%	24%	0	0	0	0	-	-	0	17	2
1/24	Indy	W	4	0	0	0	0	8	0	38%	0%	0	0	0	0	-	-	0	18	6
1/30	Atlanta	L	4	0	0	0	0	18	0	50%	11%	0	0	0	0	-	-	0	14	6
2/2	at Grand Rapids																			
2/7	Vegas																			
2/13	at Indy																			
2/16	at Omaha																			
2/20	Omaha																			
2/27	Grand Rapids																			
3/1	Columbus																			
3/5	at Grand Rapids																			
3/9	Grand Rapids																			
3/13	at Orlando																			
3/15	at Atlanta																			
3/19	Orlando																			
3/28	at Atlanta																			
3/30	at Vegas																			
4/8	Atlanta																			
4/12	Omaha																			
4/16	at Columbus																			
4/19	Vegas																			
4/25	at Vegas																			
4/27	at Indy																			
5/1	Columbus																			
5/3	Indy																			
Total (5)			19	0	0	0	0	62	1	-	-	0	0	0	0	-	-	0	78	19
Set Avg.			-	0	0	0	0	3.26	0.05	-	-	0	0	0	0	-	-	0	4.11	1.00

## PVF CAREER STATISTICS

YR	TEAM	GP	SP	POINTS	SERVE			RECEPTION		ATTACKS						BLOCK	OTHER	
				Total	Total	Error	Ace	Total	Error	Total	Error	Blk	Kill	Kill%	Eff%	Total	Dig	Assist
2024	San Diego	24	95	1	2	1	0	437	13	1	0	0	1	100%	1.000	0	345	96
2025	San Diego	5	19	0	0	0	0	62	1	0	0	0	0	-	-	0	78	19
Total		28	114	1	2	1	0	499	14	1	0	0	1	100%	1.000	0	423	115
Set Avg.		-	-	0.01	0.02	0.01	0.00	4.38	0.13	0.01	0.00	0.00	0.01	100%	1.000	0.00	3.71	1.01





# KYLIE COLE

#6

**SETTER | 6-1 | Coppell, Texas (NC State)**

- Cole began the 2024 season with the Atlanta Vibe before joining the San Diego Mojo in March.
- In addition to her time with the Mojo and the Vibe, Cole has competed with Athletes Unlimited, playing in the league during the 2020-21 season. She began her professional career in France, playing with Terville-Florange OC in 2019-20 place ninth in the French Cup.
- Cole earned AVCA All-America, AVCA All-East Region and All-ACC First Team honors at NC State in 2017, establishing a rally-scoring era (2001-pres.) program record with 1,301 assists on the year and helping the Wolfpack advance to the second round of the NCAA tournament for the first time in program history.
- Prior to arriving in Raleigh, Cole began her collegiate career at Arizona State in 2015-16, appearing in 59 matches (199 sets) and totaling 1,196 assists, 26 aces and 304 digs over her two seasons with the Sun Devils. She recorded 64 assists against Arizona on Nov. 26, 2016, the tenth-most in the ASU rally-scoring era.
- A native of Coppell, Texas, Cole is married to Las Vegas Raiders punter AJ Cole.

## MATCH-BY-MATCH

Date	Opponent	W/L	SP	POINTS		SERVE			RECEPTION				ATTACKS					BLOCK		OTHER	
				Total		Total	Error	Ace	Total	Error	Pos%	Perf%	Total	Error	Blk	Kill	Kill%	Eff%	Total	Dig	Assist
1/9	at Orlando	L											Practice Squad								
1/11	at Columbus	W											Practice Squad								
1/16	Orlando	L											Practice Squad								
1/19	at Omaha	W											Practice Squad								
1/24	Indy	W											Practice Squad								
1/30	Atlanta	L											Practice Squad								
2/2	at Grand Rapids																				
2/7	Vegas																				
2/13	at Indy																				
2/16	at Omaha																				
2/20	Omaha																				
2/27	Grand Rapids																				
3/1	Columbus																				
3/5	at Grand Rapids																				
3/9	Grand Rapids																				
3/13	at Orlando																				
3/15	at Atlanta																				
3/19	Orlando																				
3/28	at Atlanta																				
3/30	at Vegas																				
4/8	Atlanta																				
4/12	Omaha																				
4/16	at Columbus																				
4/19	Vegas																				
4/25	at Vegas																				
4/27	at Indy																				
5/1	Columbus																				
5/3	Indy																				
Total (-)				-	-	-	-	-	-	-	-	-	-	-	-	-	-	-	-	-	-
Set Avg.				-	-	-	-	-	-	-	-	-	-	-	-	-	-	-	-	-	-



# RONIKA STONE

#7

MIDDLE BLOCKER | 6-2 | San Jose, Calif. (Oregon)

- PVF Preseason All-League Team (2025)
- Second-Team All-PVF (2024)
- In 2024, Stone led the league in hitting percentage (.336), ranked seventh in kill percentage (.406), tied for eighth in service aces (13), and was ninth in blocks per set (0.53).
- Was one of four players to appear on all 24 regular season matches for the Mojo in 2024 and among three to start each match, leading the team with 96 sets played.
- Pac-12 All-Freshman Team honors at Oregon.
- Three-time All-Pac-12 First Team
- AVCA All-America Second Team
- One of two players in University of Oregon history to rank in the top 10 for blocks and points
- Parents are Ron Stone (13-year NFL veteran, 3-time Pro Bowl selection) and Roxanne Stone
- Fiancé is Green Bay Packers quarterback Jordan Love

## MATCH-BY-MATCH

Date	Opponent	W/L	SP	POINTS	SERVE			RECEPTION				ATTACKS						BLOCK	OTHER	
				Total	Total	Error	Ace	Total	Error	Pos%	Perf%	Total	Error	Blk	Kill	Kill%	Eff%	Total	Dig	Assist
1/9	at Orlando	L	3	6	8	2	0	1	0	0%	0%	16	1	1	5	31%	.188	1	4	0
1/11	at Columbus	W	4	7	20	0	0	0	0	-	-	17	0	3	4	24%	.118	3	3	0
1/16	Orlando	L	4	8	12	0	0	3	0	67%	0%	19	3	0	7	37%	.211	1	3	0
1/19	at Omaha	W	4	13	13	0	0	0	0	-	-	21	0	2	9	43%	.333	4	7	0
1/24	Indy	W	4	11	19	0	0	2	1	0%	0%	20	0	1	8	40%	.350	3	10	0
1/30	Atlanta	L	4	14	11	1	1	1	0	0%	0%	21	2	1	11	52%	.381	2	5	0
2/2	at Grand Rapids																			
2/7	Vegas																			
2/13	at Indy																			
2/16	at Omaha																			
2/20	Omaha																			
2/27	Grand Rapids																			
3/1	Columbus																			
3/5	at Grand Rapids																			
3/9	Grand Rapids																			
3/13	at Orlando																			
3/15	at Atlanta																			
3/19	Orlando																			
3/28	at Atlanta																			
3/30	at Vegas																			
4/8	Atlanta																			
4/12	Omaha																			
4/16	at Columbus																			
4/19	Vegas																			
4/25	at Vegas																			
4/27	at Indy																			
5/1	Columbus																			
5/3	Indy																			
Total (6)			23	59	83	3	1	6	1	-	-	114	6	8	44	39%	.272	14	32	0
Set Avg.			-	2.57	3.61	0.13	0.04	0.26	0.04	-	-	4.95	0.26	0.35	1.91	39%	.272	0.61	1.39	0.00

## PVF CAREER STATISTICS

YR	TEAM	GP	SP	POINTS	SERVE			RECEPTION		ATTACKS						BLOCK	OTHER	
				Total	Total	Error	Ace	Total	Error	Total	Error	Blk	Kill	Kill%	Eff%	Total	Dig	Assist
2024	San Diego	24	96	238	308	13	13	39	0	429	18	12	174	41%	.337	51	64	10
2025	San Diego	6	23	59	83	3	1	6	1	114	6	8	44	39%	.272	14	32	0
Total		30	119	297	391	16	14	45	1	543	24	20	218	40%	.320	65	96	10
Set Avg.		-	-	2.50	3.29	0.13	0.12	0.38	0.01	4.56	0.20	0.17	1.83	40%	.320	0.55	0.81	0.08



# KENDRA DAHLKE

#8

OUTSIDE HITTER | 6-0 | Bonsall, Calif. (Arizona)

- In 2024, Dahlke appeared in 13 matches (eight starts) and 37 sets for San Diego in the inaugural 2024 Pro Volleyball Federation season, recording 96 kills, 84 digs, 12 blocks, three service aces and three assists.
- Dahlke has served as an Assistant Coach for the UC Davis Volleyball team since 2022.
- Dahlke capped off one of the most successful seasons by an outside hitter at Arizona in her senior season (2018) with a Volleyball Magazine Third-Team All-America honor. That year, she led the Pac-12 Conference and finished fifth in the country with 4.77 kills/set.
- During her junior year, Dahlke led the team with 3.26 kills/set overall and 3.50 kills/set in Pac-12 matches.
- Dahlke's career total of 1,408 kills ranks seventh-most in Arizona history.
- A four-year letterwinner at Fallbrook High School in Bonsall, Calif.
- Named the 2014 Junior Olympic Most Valuable Player in 2014 and was named to the All-Tournament Team in 2015 with her team Coast VBC 18-1 Mizuno.


## MATCH-BY-MATCH

				POINTS	SERVE			RECEPTION				ATTACKS						BLOCK	OTHER	
Date	Opponent	W/L	SP	Total	Total	Error	Ace	Total	Error	Pos%	Perf%	Total	Error	Blk	Kill	Kill%	Eff%	Total	Dig	Assist
1/9	at Orlando	L	1	3	4	1	0	4	1	0%	0%	14	2	0	3	21%	.071	0	7	0
1/11	at Columbus	W	4	17	14	2	0	26	0	57%	27%	45	2	2	17	38%	.289	0	17	2
1/16	Orlando	L	4	14	12	3	0	31	1	45%	28%	40	2	1	14	35%	.275	0	18	1
1/19	at Omaha	W	4	19	16	2	0	25	0	56%	20%	45	1	1	18	40%	.356	1	12	0
1/24	Indy	W	4	19	15	3	0	35	1	28%	11%	56	4	8	19	34%	.125	0	11	1
1/30	Atlanta	L	4	14	15	2	1	24	1	38%	21%	43	4	3	13	30%	.140	0	6	1
2/2	at Grand Rapids																			
2/7	Vegas																			
2/13	at Indy																			
2/16	at Omaha																			
2/20	Omaha																			
2/27	Grand Rapids																			
3/1	Columbus																			
3/5	at Grand Rapids																			
3/9	Grand Rapids																			
3/13	at Orlando																			
3/15	at Atlanta																			
3/19	Orlando																			
3/28	at Atlanta																			
3/30	at Vegas																			
4/8	Atlanta																			
4/12	Omaha																			
4/16	at Columbus																			
4/19	Vegas																			
4/25	at Vegas																			
4/27	at Indy																			
5/1	Columbus																			
5/3	Indy																			
Total (6)			21	76	76	12	1	145	4	-	-	243	15	15	84	35%	.222	1	71	5
Set Avg.			-	3.65	3.59	0.59	0	7.12	0.18	-	-	11.76	0.65	0.71	4.18	35%	.222	0.06	3.82	0.24

## PVF CAREER STATISTICS

YR	TEAM	GP	SP	POINTS	SERVE			RECEPTION		ATTACKS						BLOCK	OTHER	
				Total	Total	Error	Ace	Total	Error	Total	Error	Blk	Kill	Kill%	Eff%	Total	Dig	Assist
2024	San Diego	13	37	111	111	16	3	250	10	307	23	25	96	31%	.156	12	84	3
2025	San Diego	6	21	76	76	12	1	145	4	243	15	15	84	35%	.222	1	71	5
Total		19	58	187	187	28	4	395	14	550	38	40	180	33%	.185	13	155	8
Set Avg.		-	-	3.20	3.19	0.93	0.06	6.87	0.24	9.39	0.63	0.69	3.09	33%	.185	0.24	2.76	0.13





# ANNA CHURCH

#9

LIBERO | 5-8 | Fairway, Kan. (Kansas)

- Church played the 2024 season with the Vegas Thrill during the inaugural PVF campaign, appearing in two matches for the club.
- She spent the 2022-23 season in Germany with USC Münster, helping the team finish seventh in the Bundesliga standings, ninth in the German Cup and fifth in the WEVZA Cup.
- Prior to that, Church spent two seasons with Germany's VC Neuwied 77, winning the German 2. Bundesliga Süd in 2020-21.
- Church also competed with Infomaniak Genève Volley in Switzerland (2019-20) and played two seasons with SCU Emlichheim (2017-19) in Germany after opening her professional career in France with AS Vallée de la Sauer (2016-17).
- Spent three years at Saint Louis University (2012-14) before playing her senior season with Kansas in 2015.
- Helped the Kansas Jayhawks reach the Final Four for the first time in program history.
- In her three seasons with the Billikens, Church registered 1,073 career digs and 75 career aces in 91 matches (328 sets).
- In her junior season, she ranked third in the Atlantic-10 Conference with career bests of 465 digs and a 4.04 average per set for the season.

## MATCH-BY-MATCH

				POINTS	SERVE			RECEPTION				ATTACKS						BLOCK	OTHER	
Date	Opponent	W/L	SP	Total	Total	Error	Ace	Total	Error	Pos%	Perf%	Total	Error	Bik	Kill	Kill%	Eff%	Total	Dig	Assist
1/9	at Orlando	L	Practice Squad																	
1/11	at Columbus	W	DNP																	
1/16	Orlando	L	DNP																	
1/19	at Omaha	W	DNP																	
1/24	Indy	W	DNP																	
1/30	Atlanta	L	DNP																	
2/2	at Grand Rapids																			
2/7	Vegas																			
2/13	at Indy																			
2/16	at Omaha																			
2/20	Omaha																			
2/27	Grand Rapids																			
3/1	Columbus																			
3/5	at Grand Rapids																			
3/9	Grand Rapids																			
3/13	at Orlando																			
3/15	at Atlanta																			
3/19	Orlando																			
3/28	at Atlanta																			
3/30	at Vegas																			
4/8	Atlanta																			
4/12	Omaha																			
4/16	at Columbus																			
4/19	Vegas																			
4/25	at Vegas																			
4/27	at Indy																			
5/1	Columbus																			
5/3	Indy																			
Total (-)			-	-	-	-	-	-	-	-	-	-	-	-	-	-	-	-	-	-
Set Avg.			-	-	-	-	-	-	-	-	-	-	-	-	-	-	-	-	-	-



# JENAISSYA MOORE

#10

**OPPOSITE HITTER | 6-0 | Germantown, Md. (Tennessee)**

- Selected in the fourth round and 28th overall by the Columbus Fury in 2023 PVF Draft.
- Played four season at Ohio State (2019-22) where she totaled 804 kills
- Set career-highs in kills (394) and hitting percentage (.302) in her lone season at Tennessee in 2023
- Tabbed to the VolleyballMag.com All-America Third Team and was honorable mention for AVCA after totaling 394 kills, 150 digs, 44 blocks and 19 assists.
- Selected for the 2023 All-SEC and AVCA Southeast All-Region Teams.
- Ranked second on the team and seventh in the SEC in kills per set (3.72).

## MATCH-BY-MATCH

				POINTS	SERVE			RECEPTION				ATTACKS						BLOCK	OTHER	
Date	Opponent	W/L	SP	Total	Total	Error	Ace	Total	Error	Pos%	Perf%	Total	Error	Blk	Kill	Kill%	Eff%	Total	Dig	Assist
1/9	at Orlando	L	DNP																	
1/11	at Columbus	W	DNP																	
1/16	Orlando	L	1	2	2	0	0	7	1	14%	0%	8	0	0	2	25%	.250	0	1	0
1/19	at Omaha	W	4	8	17	1	0	23	0	65%	48%	24	1	0	8	33%	.292	0	7	2
1/24	Indy	W	4	24	12	1	1	27	0	44%	19%	56	5	3	20	36%	.214	3	12	1
1/30	Atlanta	L	4	7	13	0	0	33	0	36%	12%	33	3	2	7	21%	.061	0	11	1
2/2	at Grand Rapids																			
2/7	Vegas																			
2/13	at Indy																			
2/16	at Omaha																			
2/20	Omaha																			
2/27	Grand Rapids																			
3/1	Columbus																			
3/5	at Grand Rapids																			
3/9	Grand Rapids																			
3/13	at Orlando																			
3/15	at Atlanta																			
3/19	Orlando																			
3/28	at Atlanta																			
3/30	at Vegas																			
4/8	Atlanta																			
4/12	Omaha																			
4/16	at Columbus																			
4/19	Vegas																			
4/25	at Vegas																			
4/27	at Indy																			
5/1	Columbus																			
5/3	Indy																			
Total (4)			13	41	44	2	1	90	1	-	-	121	9	5	37	31%	.190	3	31	4
Set Avg.			-	3.15	3.38	0.15	0.08	6.92	0.08	-	-	9.31	0.69	0.38	2.85	31%	.190	0.23	2.38	0.31

## PVF CAREER STATISTICS

				POINTS	SERVE			RECEPTION		ATTACKS						BLOCK	OTHER	
YR	TEAM	GP	SP	Total	Total	Error	Ace	Total	Error	Total	Error	Blk	Kill	Kill%	Eff%	Total	Dig	Assist
2024	Columbus	20	40	65	95	6	2	261	14	197	13	24	54	27%	.086	9	84	3
2025	San Diego	4	13	41	44	2	1	90	1	121	9	5	37	31%	.190	3	31	4
Total		24	53	106	139	8	3	351	15	318	22	29	91	29%	.126	12	115	7
Set Avg.			-	2.00	2.62	0.15	0.06	6.62	0.28	6.00	0.42	0.55	1.72	29%	.126	0.23	2.17	0.13



# YELİZ BAŞA

# #11

**OPPOSITE HITTER | 6-2 | Istanbul, Türkiye**

- Arrives in San Diego with 22 years of professional experience, most recently with Cangrejeras of Santurce of the Puerto Rican League, where she was selected as the Best Attacking Player and Best Opposite Setter for the 2023-24 season.
- She has made a name for herself in both categories, having also earned the awards with Nakhon Ratchasima of the Thailand League in 2020-21 and with NEC Red Rockets of the Japan SV.League in 2014-15. She also collecting Indonesian Pro League Best Spiker and Thailand League Best Attacking Player honors in 2018-19.
- Başa competed as a member the Türkiye women's national team, winning gold in the 2014 European Volleyball League and bronze at the 2012 World Grand Prix.
- A native of Istanbul, Türkiye, Başa began her career playing with the Beykozspor youth team in 2001 before joining Beşiktaş the following year, spending two seasons with the youth team before playing with the junior squad from 2004-06. She played with the senior team through 2012, winning the back-to-back Balkan Volleyball Association Cups in 2008 and 2009 and earning 2009 Balkan Cup Best Striker honors. All told, Başa has played professionally in Albina, Czech Republic, Italy, Japan, Philippines, Puerto Rico, South Korea, Thailand, Türkiye and Vietnam.

## MATCH-BY-MATCH

				POINTS	SERVE			RECEPTION				ATTACKS							BLOCK	OTHER	
Date	Opponent	W/L	SP	Total	Total	Error	Ace	Total	Error	Pos%	Perf%	Total	Error	Blk	Kill	Kill%	Eff%	Total	Dig	Assist	
1/9	at Orlando	L																			
1/11	at Columbus	W																			
1/16	Orlando	L																			
1/19	at Omaha	W																			
1/24	Indy	W																			
1/30	Atlanta	L																			
2/2	at Grand Rapids																				
2/7	Vegas																				
2/13	at Indy																				
2/16	at Omaha																				
2/20	Omaha																				
2/27	Grand Rapids																				
3/1	Columbus																				
3/5	at Grand Rapids																				
3/9	Grand Rapids																				
3/13	at Orlando																				
3/15	at Atlanta																				
3/19	Orlando																				
3/28	at Atlanta																				
3/30	at Vegas																				
4/8	Atlanta																				
4/12	Omaha																				
4/16	at Columbus																				
4/19	Vegas																				
4/25	at Vegas																				
4/27	at Indy																				
5/1	Columbus																				
5/3	Indy																				
Total (-)			-	-	-	-	-	-	-	-	-	-	-	-	-	-	-	-	-	-	
Set Ava.			-	-	-	-	-	-	-	-	-	-	-	-	-	-	-	-	-	-	



# KAMAILE HIAPO

#16

LIBERO | 5-7 | Gilbert, Ariz. (BYU)

- Drafted by Atlanta with the No. 20 (third round) pick in the 2023 Pro Volleyball Federation Draft (Dec. 11). Signed a contract with the Atlanta Vibe (6/30/24).
- Made her PVF debut in the first ever match in league history, when the Vibe took down the Supernovas in Omaha on January 24.
- At Arizona (2019-2022), named Honorable Mention All-Pac-12 twice during her time with Wildcats.
- Led Arizona with 492 digs in her senior season, good for fourth in Wildcat single-season history.
- Tallied 1,655 for an average of 3.78 digs per set for her Arizona career.
- At BYU (2023), led the Cougars in digs with 277 in her graduate year, was second on the team with 162 assists and third with 31 service aces. Hiapo finished with double-digit digs in 22 of 32 matches.

## MATCH-BY-MATCH

Date	Opponent	W/L	SP	POINTS	SERVE			RECEPTION				ATTACKS						BLOCK	OTHER	
				Total	Total	Error	Ace	Total	Error	Pos%	Perf%	Total	Error	Blk	Kill	Kill%	Eff%	Total	Dig	Assist
1/9	at Orlando	L	1	0	1	0	0	1	0	0%	0%	0	0	0	0	-	-	0	0	0
1/11	at Columbus	W	4	0	0	0	0	23	2	56%	22%	0	0	0	0	-	-	0	16	0
1/16	Orlando	L																		
1/19	at Omaha	W																		
1/24	Indy	W																		
1/30	Atlanta	L																		
2/2	at Grand Rapids																			
2/7	Vegas																			
2/13	at Indy																			
2/16	at Omaha																			
2/20	Omaha																			
2/27	Grand Rapids																			
3/1	Columbus																			
3/5	at Grand Rapids																			
3/9	Grand Rapids																			
3/13	at Orlando																			
3/15	at Atlanta																			
3/19	Orlando																			
3/28	at Atlanta																			
3/30	at Vegas																			
4/8	Atlanta																			
4/12	Omaha																			
4/16	at Columbus																			
4/19	Vegas																			
4/25	at Vegas																			
4/27	at Indy																			
5/1	Columbus																			
5/3	Indy																			
Total (2)			5	0	1	0	0	24	2	0%	0%	0	0	0	0	-	-	0	16	0
Set Avg.			-	0	0.2	0	0	4.8	0.4	0%	0%	0	0	0	0	-	-	0	3.28	0

## PVF CAREER STATISTICS

				POINTS	SERVE			RECEPTION		ATTACKS						BLOCK	OTHER	
YR	TEAM	GP	SP	Total	Total	Error	Ace	Total	Error	Total	Error	Blk	Kill	Kill%	Eff%	Total	Dig	Assist
2024	Atlanta	20	43	4	63	4	4	9	0	0	0	0	0	0%	.000	33	14	1
2025	San Diego	1	5	0	1	0	0	24	2	0	0	0	0	-	-	0	16	0
Total		21	48	4	64	4	4	33	2	0	0	0	0	0%	.000	33	30	1
Set Avg.			-	0.19	1.33	0.19	0.19	0.69	0.04	0.00	0.00	0.00	0.00	0%	.000	0.69	0.63	0.02



# DAYEONG LEE

#19

**SETTER | 5-10 | Iksan, South Korea**

- Helped Volero le Cannet to a fourth-place finish in the French Ligue A in 2023-24, while placing fifth in the French Cup and CEV Cup and 12th in the Championships League. Prior to joining Cannet, Lee played with Romanian club CS Rapid Bucersti of the top-tier Divizia A1 in 2022-23, after playing the 2021-22 PAOK Thessaloniki in Greece of the A1 Ethniki.
- Lee played seven seasons in the Korean V-League, beginning her career with six seasons at Suwon Hyundai Engineering & Construction Hillstate (2014-20), winning the 2015-16 V-League championship and the KOVO Cup in 2019 and 2021. She was tabbed the V-League Setter of the Year in three-straight seasons (2017-20) and was a three-time All-Star selection, collecting All-Star Game MVP honors in 2018. The left-hander played the 2020-21 season with Incheon Heungkuk Life Pink Spiders, helping the team to a runner-up finish in the V-League.
- A native of Iksan, South Korea, Lee was a member of the South Korean national team from 2012-21. She helped South Korea qualify for the Tokyo Olympics by winning the Asian qualifying tournament in January 2020.
- During her Junior National Team career, she was twice named Best Setter at the Korean President's Cup (2013-14, 2014-15) and Best Setter at the U19 Asian Championships.

## MATCH-BY-MATCH

Date	Opponent	W/L	SP	POINTS		SERVE			RECEPTION				ATTACKS					BLOCK		OTHER	
				Total		Total	Error	Ace	Total	Error	Pos%	Perf%	Total	Error	Blk	Kill	Kill%	Eff%	Total	Dig	Assist
1/9	at Orlando	L	3	0		9	1	0	0	0	-	-	2	0	1	0	0%	-.500	0	10	34
1/11	at Columbus	W	4	3		18	0	1	1	1	0%	0%	2	0	0	0	0%	.000	2	9	41
1/16	Orlando	L	4	2		16	0	0	0	0	-	-	0	0	0	0	-	-	2	12	37
1/19	at Omaha	W	4	4		14	0	0	0	0	-	-	1	0	0	1	100%	1.000	3	14	46
1/24	Indy	W	4	4		13	0	0	0	0	-	-	3	0	0	2	67%	.667	2	12	45
1/30	Atlanta	W	4	2		15	1	0	1	1	0%	0%	1	0	0	0	0%	.000	2	17	34
2/2	at Grand Rapids																				
2/7	Vegas																				
2/13	at Indy																				
2/16	at Omaha																				
2/20	Omaha																				
2/27	Grand Rapids																				
3/1	Columbus																				
3/5	at Grand Rapids																				
3/9	Grand Rapids																				
3/13	at Orlando																				
3/15	at Atlanta																				
3/19	Orlando																				
3/28	at Atlanta																				
3/30	at Vegas																				
4/8	Atlanta																				
4/12	Omaha																				
4/16	at Columbus																				
4/19	Vegas																				
4/25	at Vegas																				
4/27	at Indy																				
5/1	Columbus																				
5/3	Indy																				
Total (6)			23	15		85	2	1	2	2	-	-	9	0	1	2	33%	.222	11	74	237
Set Avg.			-	0.65		3.70	0.09	0.04	0.09	0.09	-	-	0.39	0	0.04	0.09	33%	.222	0.48	3.22	10.30





# REGAN PITTMAN

#21

MIDDLE BLOCKER | 6-4 | Kansas, City, Kan. (Minnesota)

- Played with the Atlanta Vibe in 2024, helping the team capture the Pro Volleyball Federation regular season crown during the league's inaugural campaign.
- Played collegiately at Minnesota from 2018-21, helping the Golden Gophers reach the Final Four in 2019.
- Three-time AVCA All-America honoree at UM
- AVCA All-America First Team (2019)
- AVCA All-America Second Team (2018)
- AVCA All-America Honorable Mention (2021)
- Volleyball Magazine First Team (2019)
- Three-time All-Big Ten First Team selection (2018-20)
- Won gold in 2017 with Team USA at the U20 Women's Pan American Cup.
- Won silver in 2015 at the FIVB Volleyball Girls' U19 World Championship.
- The founder of Stand Tall Volleyball Academy.

## MATCH-BY-MATCH

				POINTS	SERVE			RECEPTION				ATTACKS						BLOCK	OTHER	
Date	Opponent	W/L	SP	Total	Total	Error	Ace	Total	Error	Pos%	Perf%	Total	Error	Blk	Kill	Kill%	Eff%	Total	Dig	Assist
1/9	at Orlando	L	3	6	7	0	1	0	0	-	-	18	3	0	4	22%	.056	1	6	0
1/11	at Columbus	W	4	15	15	1	2	0	0	-	-	22	2	0	11	50%	.409	2	8	1
1/16	Orlando	L	4	7	12	1	0	0	0	-	-	20	1	2	6	30%	.150	1	10	0
1/19	at Omaha	W	2	4	6	2	1	0	0	-	-	10	1	1	3	30%	.100	0	1	2
1/24	Indy	W	4	5	25	0	0	0	0	-	-	16	3	2	3	19%	-.125	2	9	1
1/30	Atlanta	L	Injured Reserve																	
2/2	at Grand Rapids																			
2/7	Vegas																			
2/13	at Indy																			
2/16	at Omaha																			
2/20	Omaha																			
2/27	Grand Rapids																			
3/1	Columbus																			
3/5	at Grand Rapids																			
3/9	Grand Rapids																			
3/13	at Orlando																			
3/15	at Atlanta																			
3/19	Orlando																			
3/28	at Atlanta																			
3/30	at Vegas																			
4/8	Atlanta																			
4/12	Omaha																			
4/16	at Columbus																			
4/19	Vegas																			
4/25	at Vegas																			
4/27	at Indy																			
5/1	Columbus																			
5/3	Indy																			
Total (5)			18	37	65	4	4	0	0	-	-	86	10	5	27	31%	.140	6	34	4
Set Avg.			-	2.06	3.61	0.22	0.22	0.00	0.00	-	-	4.78	0.56	0.28	1.50	31%	.140	0.33	1.89	0.22

## PVF CAREER STATISTICS

				POINTS	SERVE			RECEPTION		ATTACKS						BLOCK	OTHER	
YR	TEAM	GP	SP	Total	Total	Error	Ace	Total	Error	Total	Error	Blk	Kill	Kill%	Eff%	Total	Dig	Assist
2024	Atlanta	6	11	21	21	1	1	0	0	32	0	4	13	41%	.281	7	5	1
2025	San Diego	5	18	37	65	4	4	0	0	86	10	5	27	31%	.140	6	34	4
Total		11	29	59	86	5	5	0	0	118	10	9	40	34%	.178	13	39	5
Set Avg.			-	2.03	2.97	0.17	0.17	0.00	0.00	4.07	0.34	0.31	1.38	34%	.178	0.45	1.34	0.17



# ELISE McGHEE

#23

OUTSIDE HITTER | 6-4 | San Antonio, Texas (Baylor)

- Drafted by the Mojo in the fifth round of the 2024 PVF Draft. She spent four seasons at Baylor University, earning AVCA All-America Honorable Mention honors in 2024.
- She was a two-time All-Big 12 First Team selection (2023, '24) and named a 2024 AVCA All-Southwest Region honoree.
- During her career with the Bears, McGhee has played 104 matches (355 sets), tallied 1,126 kills (3.17/set) and was been a force on the service line with 77 aces. She added 360 digs and 169 blocks while totaling 1,297.50 points (3.65/set).
- The San Antonio native was named to the 2021 Big 12 All-Freshman Team and earned CSC Academic All-District and Academic All-Big 12 First Team honors in 2022 and 2023.

## MATCH-BY-MATCH

				POINTS	SERVE			RECEPTION				ATTACKS							BLOCK	OTHER	
Date	Opponent	W/L	SP	Total	Total	Error	Ace	Total	Error	Pos%	Perf%	Total	Error	Blk	Kill	Kill%	Eff%	Total	Dig	Assist	
1/9	at Orlando	L	2	0	0	0	0	0	0	-	-	3	0	1	0	0%	-.333	0	0	0	
1/11	at Columbus	W	DNP																		
1/16	Orlando	L	Practice Squad																		
1/19	at Omaha	W	Practice Squad																		
1/24	Indy	W	DNP																		
1/30	Atlanta	L	4	5	12	2	1	0	0	-	-	22	3	1	4	18%	.000	0	9	1	
2/2	at Grand Rapids																				
2/7	Vegas																				
2/13	at Indy																				
2/16	at Omaha																				
2/20	Omaha																				
2/27	Grand Rapids																				
3/1	Columbus																				
3/5	at Grand Rapids																				
3/9	Grand Rapids																				
3/13	at Orlando																				
3/15	at Atlanta																				
3/19	Orlando																				
3/28	at Atlanta																				
3/30	at Vegas																				
4/8	Atlanta																				
4/12	Omaha																				
4/16	at Columbus																				
4/19	Vegas																				
4/25	at Vegas																				
4/27	at Indy																				
5/1	Columbus																				
5/3	Indy																				
Total (2)			6	5	12	2	1	0	0	-	-	25	4	2	4	16%	-.040	0	9	1	
Set Avg.			-	0.83	2.00	0.33	0.17	0.00	0.00	-	-	4.17	0.67	0.33	0.67	16%	-.040	0.00	1.5	0.17	



# SARAH SPONCIL

#24

LIBERO/SETTER | 5-8 | Phoenix, Ariz. (UCLA)

- Appeared in 20 matches for Grand Rapids, making 14 starts and playing in 76 sets, helping the Rise advance to the PVF Championship Final.
- Prior to joining the Rise, Sponcil was part of the Association of Volleyball Professionals (AVP) Tour for six years and played in the Federation Internationale de Volleyball Tour (FIVB) for five seasons. Sponcil partnered with Terese Cannon and took home gold at the 2022 AVP Tour Hermosa Beach tournament and silver at the FIVB World Tour in Cape Town. In 2023, Sponcil and Cannon garnered a silver medal at the FIVB World Tour Ostrava and a bronze medal at the FIVB World Tour Itapema. Sponcil was also crowned the AVP Defensive Player of the Year in 2022 when she averaged 7.1 digs per set.
- Sponcil is a member for USA Volleyball national team was a member of Team USA Beach Volleyball for the five years (2019-24). In indoor competition, she helped USAV claim silver at the 2024 Women's NORCECA Pan American Cup in Mexico, starting at libero for Team USA in the tournament. On the sand, she paired with Kelly Claes to earn a spot on Team USA after winning gold at the FIVB World Tour in Sochi and Ostrava in 2021. Sponcil and Claes went on to become the youngest team to ever represent the USA in beach volleyball in the Olympics, taking ninth place at the Tokyo Games.

## MATCH-BY-MATCH

				POINTS	SERVE			RECEPTION				ATTACKS						BLOCK		OTHER	
Date	Opponent	W/L	SP	Total	Total	Error	Ace	Total	Error	Pos%	Perf%	Total	Error	Blk	Kill	Kill%	Eff%	Total	Dig	Assist	
1/9	at Orlando	L	2	0	3	0	0	0	0	-	-	0	0	0	0	-	-	0	0	2	
1/11	at Columbus	W	1	0	0	0	0	0	0	-	-	0	0	0	0	-	-	0	1	0	
1/16	Orlando	L	2	0	0	0	0	0	0	-	-	0	0	0	0	-	-	0	0	2	
1/19	at Omaha	W	1	0	0	0	0	0	0	-	-	0	0	0	0	-	-	0	0	0	
1/24	Indy	W	DNP																		
1/30	Atlanta	L	1	0	1	0	0	0	0	-	-	1	1	0	0	0%	-1.000	0	1	1	
2/2	at Grand Rapids																				
2/7	Vegas																				
2/13	at Indy																				
2/16	at Omaha																				
2/20	Omaha																				
2/27	Grand Rapids																				
3/1	Columbus																				
3/5	at Grand Rapids																				
3/9	Grand Rapids																				
3/13	at Orlando																				
3/15	at Atlanta																				
3/19	Orlando																				
3/28	at Atlanta																				
3/30	at Vegas																				
4/8	Atlanta																				
4/12	Omaha																				
4/16	at Columbus																				
4/19	Vegas																				
4/25	at Vegas																				
4/27	at Indy																				
5/1	Columbus																				
5/3	Indy																				
Total (5)			7	0	4	0	0	0	0	-	-	1	1	0	0	0%	-1.000	0	2	5	
Set Avg.			-	0.00	0.57	0.00	0.00	0.00	0.00	-	-	0.14	0.14	0.00	0.00	0%	-1.000	0	0.29	0.71	

## PVF CAREER STATISTICS

				POINTS	SERVE			RECEPTION		ATTACKS						BLOCK	OTHER	
YR	TEAM	GP	SP	Total	Total	Error	Ace	Total	Error	Total	Error	Blk	Kill	Kill%	Eff%	Total	Dig	Assist
2024	Grand Rapids	20	72	0	9	0	1	0	0	0	0	0	0	-	-	0	240	31
2025	San Diego	5	7	0	4	0	0	0	0	1	1	0	0	0%	-1.000	0	2	5
Total		25	79	0	13	0	1	0	0	1	1	0	0	-	-	0	242	36
Set Avg.			-	0.00	0.16	0.00	0.01	0.00	0.00	0.01	0.01	0.00	0.00	0%	-1.000	0.00	3.06	0.46



# LEYLA BLACKWELL

#26

MIDDLE BLOCKER | 6-4 | San Diego, Calif. (Nebraska)

- Selected in the fourth round by the Mojo out of Nebraska, where she helped the Cornhuskers advance to the 2024 Final Four. She appeared in 13 matches (23 sets) in 2024, averaging 2.35 kills per set with a .417 hitting percentage.
- Prior to joining the Huskers, Blackwell was a three-time All-WCC first team honoree at San Diego (2021-23), guiding the Toreros to the 2022 NCAA Semifinals, the first NCAA Final Four appearance in program history. That season, she established USD single-season record with 152 block assists, while her 176 total blocks are second.
- As freshman in 2020-21, she appeared in 18 matches at Indiana, leading the team in blocking (61 blocks, 0.94 per set).
- Overall in her collegiate career, Blackwell appeared in 118 matches (398 set), averaging 1.80 points per set with a .330 hitting percentage. She totaled 718 kills, 513 total blocks, 65 digs and 25 assists.

## MATCH-BY-MATCH

Date	Opponent	W/L	SP	POINTS	SERVE			RECEPTION				ATTACKS						BLOCK	OTHER	
				Total	Total	Error	Ace	Total	Error	Pos%	Perf%	Total	Error	Blk	Kill	Kill%	Eff%	Total	Dig	Assist
01/9	at Orlando	L	3	7	11	3	0	0	0	0	-	12	1	1	7	57	.417	0	1	0
1/11	at Columbus	W	4	5	15	4	0	0	0	-	-	10	0	4	3	30%	-.100	2	1	1
1/16	Orlando	L	4	6	14	2	0	0	0	0	-	17	0	2	3	18%	.059	3	1	1
1	at Omaha	W	3	6	7	2	0	0	0	-	-	10	0	0	6	60%	.600	0	3	0
1/24	Indy	W	1	4	4	1	0	0	0	-	-	9	0	1	4	44%	.333	0	0	0
1/30	Atlanta	L	1	0	2	0	0	0	0	-	-	3	0	0	0	0%	.000	0	1	0
2/2	at Grand Rapids																			
2/7	Vegas																			
2/13	at Indy																			
2/16	at Omaha																			
2/20	Omaha																			
2/27	Grand Rapids																			
3/1	Columbus																			
3/5	at Grand Rapids																			
3/9	Grand Rapids																			
3/13	at Orlando																			
3/15	at Atlanta																			
3/19	Orlando																			
3/28	at Atlanta																			
3/30	at Vegas																			
4/8	Atlanta																			
4/12	Omaha																			
4/16	at Columbus																			
4/19	Vegas																			
4/25	at Vegas																			
4/27	at Indy																			
5/1	Columbus																			
5/3	Indy																			
Total (6)			16	28	53	12	0	0	0	-	-	61	1	8	23	38%	.230	5	7	2
Set Avg.			-	1.75	3.31	0.75	0	0	0	0	-	3.81	0.06	0.50	1.43	38%	.230	0.31	0.44	0.13





# KAYLA LUND

#28

**OUTSIDE HITTER | 6-0 | Pasadena, Calif. (Pitt)**

- Spent the 2023-24 season with Changas de Naranjito in Puerto Rico's Liga de Voleibol Superior Femenino after playing one season with Viteos NUC of the Swiss League.
- Lund was a four-time All-American at Pittsburgh during her five seasons with the Panthers (2017-21).
- In 2021, Lund guided Pitt to the first NCAA Final Four appearance by a women's team in school history.
- The first player in program history to earn AVCA All-America First Team honors (2021)
- Two-time AVCA All-America Second Team (2019-20).
- AVCA All-America Honorable Mention (2018).
- Two-time ACC Player of the Year (2020-21).
- Four-time All-ACC First Team honoree (2018-21).
- Selected to the 2017 ACC All-Freshman Team.
- Two-time VolleyballMag.com All-American (1st - 2020; 2nd - 2021).
- Two-time AVCA East Coast Region Player of the Year (2019-20)

## MATCH-BY-MATCH

				POINTS		SERVE		RECEPTION				ATTACKS						BLOCK		OTHER	
Date	Opponent	W/L	SP	Total	Total	Error	Ace	Total	Error	Pos%	Perf%	Total	Error	Blk	Kill	Kill%	Eff%	Total	Dig	Assist	
1/9	at Orlando	L	3	10	6	0	0	23	0	56%	17%	31	1	1	10	32%	.258	0	10	0	
1/11	at Columbus	W	1	1	1	0	0	2	0	0%	0%	10	0	1	1	10%	.000	0	2	0	
1/16	Orlando	L	DNP																		
1/19	at Omaha	W	DNP																		
1/24	Indy	W	3	0	0	0	0	10	1	50%	0%	0	0	0	0	-	-	0	3	0	
1/30	Atlanta	L	DNP																		
2/2	at Grand Rapids																				
2/7	Vegas																				
2/13	at Indy																				
2/16	at Omaha																				
2/20	Omaha																				
2/27	Grand Rapids																				
3/1	Columbus																				
3/5	at Grand Rapids																				
3/9	Grand Rapids																				
3/13	at Orlando																				
3/15	at Atlanta																				
3/19	Orlando																				
3/28	at Atlanta																				
3/30	at Vegas																				
4/8	Atlanta																				
4/12	Omaha																				
4/16	at Columbus																				
4/19	Vegas																				
4/25	at Vegas																				
4/27	at Indy																				
5/1	Columbus																				
5/3	Indy																				
Total (3)			7	11	7	0	0	35	1	-	-	41	1	2	11	27%	.195	0	15	0	
Set Avg.			-	1.57	1.00	0	0	5.00	0.14	-	-	5.86	0.14	0.29	1.57	27%	.195	0	2.14	0.00	



# DEVYN ROBINSON

#30

**OPPOSITE HITTER | 6-2 | Cleveland, Ohio (Wisconsin)**

- Selected by the Mojo in the first round (seventh overall) of the 2024 PVF Draft. A three-time AVCA All-American at Wisconsin, Robinson has appeared in 147 matches (515 sets), totaling 1,214 kills (2.39/set) with a .335 hitting percentage, while adding 507 total blocks, 173 digs, 13 assists and eight service aces.
- Robinson was selected to the AVCA All-America third team in 2020 and 2022, while earning honorable mention accolades in 2023.
- She is a four-time All-Big Ten honoree, twice collecting first-team accolades (2020, '22) and second team honors (2021, '23).
- Won gold with USA Volleyball as a part of the 2020 U.S. Collegiate National Team.
- A member of the 2018 and 2019 USA Volleyball Girls Youth National Team, winning gold medals at the 2018 NORCECA Championship in Honduras and 2019 World Under 18 Championships in Egypt, while being tabbed the Best Blocker in the 2019 tournament.

## MATCH-BY-MATCH

				POINTS	SERVE			RECEPTION				ATTACKS						BLOCK	OTHER				
Date	Opponent	W/L	SP	Total	Total	Error	Ace	Total	Error	Pos%	Perf%	Total	Error	Blk	Kill	Kill%	Eff%	Total	Dig	Assist			
1/9	at Orlando	L										Injured Reserve											
1/11	at Columbus	W										Injured Reserve											
1/16	Orlando	L										Injured Reserve											
1/19	at Omaha	W										Injured Reserve											
1/24	Indy	W										Injured Reserve											
1/30	Atlanta	L										Injured Reserve											
2/2	at Grand Rapids																						
2/7	Vegas																						
2/13	at Indy																						
2/16	at Omaha																						
2/20	Omaha																						
2/27	Grand Rapids																						
3/1	Columbus																						
3/5	at Grand Rapids																						
3/9	Grand Rapids																						
3/13	at Orlando																						
3/15	at Atlanta																						
3/19	Orlando																						
3/28	at Atlanta																						
3/30	at Vegas																						
4/8	Atlanta																						
4/12	Omaha																						
4/16	at Columbus																						
4/19	Vegas																						
4/25	at Vegas																						
4/27	at Indy																						
5/1	Columbus																						
5/3	Indy																						
Total (-)			-	-	-	-	-	-	-	-	-	-	-	-	-	-	-	-	-	-			
Set Avg.			-	-	-	-	-	-	-	-	-	-	-	-	-	-	-	-	-	-			



# MAYA TABRON

#31

OUTSIDE HITTER | 6-1 | Gilroy, Calif. (SMU)

- Selected by the Mojo in the third round (23rd overall) in the 2024 PVF Draft.
- An AVCA Southwest All-Region Honorable Mention honoree and All-ACC Second Team selection in 2024, Tabron guided SMU to one of the finest seasons in program history, helping the Mustangs to a 25-8 record, including an upset victory of second-ranked Nebraska in September. On the year, she appeared in 33 matches with 118 sets played, leading the team with 307 digs, 2.60 digs per set and 14 double-doubles. The Gilroy, Calif. native also tallied 72 blocks, 27 assists and 34 service aces.
- Before arriving in Dallas, Tabron played four seasons at Colorado, earning Team Offensive MVP honors in 2022 and twice collecting honorable mention All-Pac-12 accolades (2021, '23). In Boulder, she appeared in 106 matches (369 sets), posting 1,083 kills, 71 assists, 79 aces, 790 digs and 1,275 points.

## MATCH-BY-MATCH

				POINTS	SERVE			RECEPTION				ATTACKS						BLOCK		OTHER	
Date	Opponent	W/L	SP	Total	Total	Error	Ace	Total	Error	Pos%	Perf%	Total	Error	Blk	Kill	Kill%	Eff%	Total	Dig	Assist	
1/9	at Orlando	L	3	10	9	2	0	27	2	56%	33%	30	4	0	10	33%	.200	0	8	0	
1/11	at Columbus	W	4	19	12	3	1	20	1	60%	15%	56	5	0	14	25%	.161	4	16	0	
1/16	Orlando	L	4	16	12	1	0	29	1	34%	3%	45	4	4	15	33%	.156	1	14	0	
1/19	at Omaha	W	2	1	4	1	0	8	1	50%	12%	3	0	1	1	33%	.000	0	5	0	
1/24	Indy	W	DNP																		
1/30	Atlanta	L	1	3	1	0	0	5	1	0%	0%	12	0	1	3	25%	.167	0	2	0	
2/2	at Grand Rapids																				
2/7	Vegas																				
2/13	at Indy																				
2/16	at Omaha																				
2/20	Omaha																				
2/27	Grand Rapids																				
3/1	Columbus																				
3/5	at Grand Rapids																				
3/9	Grand Rapids																				
3/13	at Orlando																				
3/15	at Atlanta																				
3/19	Orlando																				
3/28	at Atlanta																				
3/30	at Vegas																				
4/8	Atlanta																				
4/12	Omaha																				
4/16	at Columbus																				
4/19	Vegas																				
4/25	at Vegas																				
4/27	at Indy																				
5/1	Columbus																				
5/3	Indy																				
Total (5)			14	49	38	7	1	89	6	-	-	146	13	6	43	30%	.164	5	45	0	
Set Avg.			-	3.50	2.74	0.50	0.07	6.36	0.43	-	-	10.42	0.93	0.43	3.07	30%	.164	0.36	3.21	0.00	



# LAUREN PAGE

#32

MIDDLE BLOCKER | 6-0 | Chino, Calif. (Oregon)

- Entering her sixth year as a professional, played with Athletes Unlimited in 2024 after spending last season helping lead FC Porto to the Portuguese Divisão 1 championship.
- Helped FC Porto to a league title during the 2023-24 season, topping Porto Volei W in the championship final in five sets. Porto went unbeaten during the regular season, finishing 13-0 and dropping only six sets during the campaign.
- Prior to joining the Porto, Page spent the 2022-23 season with France's Vandoeuvre Nancy VB, helping the club place fifth in the French Cup and ninth in Ligue A. She played the 2021-22 campaign with SC Potsdam, guiding the German team to a second-place finish in the Bundesliga, third in the German Cup and a ninth-place result in the Challenge Cup. Page spent her first two seasons Switzerland, starting her pro career with Infomaniak Genève Volley in 2019-20 where she was among the Swiss League leaders in scoring before moving to Viteos NUC the following season, helping lead the team to victory in both the Swiss League Championship and Swiss Cup.
- Oregon from 2015-18, helping the Ducks reach the NCAA Tournament in all four seasons and earning honorable mention All-Pac-12 honors in 2016.

## MATCH-BY-MATCH

				POINTS		SERVE		RECEPTION				ATTACKS							BLOCK		OTHER	
Date	Opponent	W/L	SP	Total	Total	Error	Ace	Total	Error	Pos%	Perf%	Total	Error	Blk	Kill	Kill%	Eff%	Total	Dig	Assist		
1/9	at Orlando	L	1	0	1	1	0	0	0	-	-	0	0	0	0	-	-	0	0	0		
1/11	at Columbus	W		DNP																		
1/16	Orlando	L	1	0	1	0	0	0	0	-	-	0	0	0	0	-	-	0	0	0		
1/19	at Omaha	W	3	6	9	3	0	0	0	-	-	13	1	0	6	46%	.385	0	7	0		
1/24	Indy	W	3	8	9	1	0	0	0	-	-	11	2	0	4	36%	.182	4	3	0		
1/30	Atlanta	L	4	9	9	3	0	1	0	0%	0%	16	1	1	7	44%	.312	2	1	0		
2/2	at Grand Rapids																					
2/7	Vegas																					
2/13	at Indy																					
2/16	at Omaha																					
2/20	Omaha																					
2/27	Grand Rapids																					
3/1	Columbus																					
3/5	at Grand Rapids																					
3/9	Grand Rapids																					
3/13	at Orlando																					
3/15	at Atlanta																					
3/19	Orlando																					
3/28	at Atlanta																					
3/30	at Vegas																					
4/8	Atlanta																					
4/12	Omaha																					
4/16	at Columbus																					
4/19	Vegas																					
4/25	at Vegas																					
4/27	at Indy																					
5/1	Columbus																					
5/3	Indy																					
Total (5)			12	23	29	8	0	1	0	0%	0%	40	4	1	17	43%	.300	6	11	0		
Set Avg.			-	1.92	2.42	0.67	0.00	0.08	0.00	0%	0%	3.33	0.33	0.08	1.42	43%	.300	0.50	0.92	0.00		






# 2025 SAN DIEGO MOJO MATCH NOTES | 2025 STATISTICS

## 2025 REGULAR SEASON STATISTICS

# Player	GP	SP	POINTS	SERVE			RECEPTION				ATTACKS						BLOCK	OTHER	
			Total	Total	Error	Ace	Total	Error	Pos%	Perf%	Total	Error	Blk	Kill	Kill%	Eff%	Total	Dig	Assist
8 Dahlke, Kendra	6	21	76	76	12	1	145	4	-	-	243	15	15	84	35%	.222	1	71	5
7 Stone, Ronika	6	23	59	83	3	1	6	1	-	-	114	6	8	44	39%	.272	14	32	0
31 Tabron, Maya	5	14	49	38	7	1	89	6	-	-	146	13	6	43	30%	.164	5	45	0
10 Moore, Jenaisya	4	13	41	44	2	1	90	1	-	-	121	9	5	37	31%	.190	3	31	4
21 Pittman, Regan	5	18	37	65	4	4	0	0	-	-	86	10	5	27	31%	.140	6	34	4
26 Blackwell, Leyla	6	16	28	53	12	0	0	0	-	-	61	1	8	23	38%	.230	5	7	2
32 Page, Lauren	5	12	23	29	8	0	1	0	0%	0%	40	4	1	17	43%	.300	6	11	0
19 Lee, DaYeong	6	23	15	85	2	1	2	2	-	-	9	0	1	2	33%	.222	11	74	237
28 Lund, Kayla	3	7	11	7	0	0	35	1	-	-	41	1	2	11	27%	.195	0	15	0
23 McGhee, Elise	2	6	5	12	2	1	0	0	-	-	25	4	2	4	16%	-.040	0	9	1
1 Jones, Rainelle	1	2	5	8	4	1	1	0	0%	0%	5	0	0	4	80%	.800	0	0	0
2 Venegas, Shara	5	19	0	0	0	0	62	1	-	-	0	0	0	0	-	-	0	78	19
24 Sponcil, Sarah	5	7	0	4	0	0	0	0	-	-	1	1	0	0	0%	-1.000	0	2	5
16 Hiapo, Kamaile	2	5	0	1	0	0	24	2	0%	0%	0	0	0	0	-	-	0	16	0
12 Calderon, Rosir	1	1	0	0	0	0	0	0	-	-	4	0	1	0	0%	-.250	0	0	0
4 Okaro, Oluoma	-	-	-	-	-	-	-	-	-	-	-	-	-	-	-	-	-	-	-
6 Cole, Kylie	-	-	-	-	-	-	-	-	-	-	-	-	-	-	-	-	-	-	-
9 Church, Anna	-	-	-	-	-	-	-	-	-	-	-	-	-	-	-	-	-	-	-
11 Basa, Yeliz	-	-	-	-	-	-	-	-	-	-	-	-	-	-	-	-	-	-	-
30 Robinson, Devyn	-	-	-	-	-	-	-	-	-	-	-	-	-	-	-	-	-	-	-
SAN DIEGO	6	23	349	505	56	11	455	18	0	0	896	64	54	296	33%	.202	51	425	277
Set Average	-	-	15.17	21.95	2.43	0.48	19.78	0.78	-	-	38.96	2.78	2.35	12.87	33%	.202	2.22	18.48	12.04




# 2025 SAN DIEGO MOJO MATCH NOTES | 2025 BOX SCORES

 <b>Match Box Score</b> 01/13/2025	 <b>Orlando Valkyries</b>	<b>3</b>	Set	Duration	Partial Score	Score
			1	00:25	7-8, 16-14, 21-16	25-18
			2	00:24	8-6, 16-11, 21-16	25-18
			3	00:28	7-8, 16-12, 21-18	25-22
			4			
	 <b>San Diego Mojo</b>	<b>0</b>	5			
			Match	Location	Time	11:19 pm
			Arena	Date	Attendance	
				01/09/2025		

Orlando Valkyries		Set					Attack					Assist		Serve		Pass		Dig	Block	Pts
		1	2	3	4	5	Atts	K	E	Eff	K%	Ast	BHE	Ace	E	GP	E	#	+	+
02	Pukis Hannah						.	.	.	.	.	.	.	.	.	.	.	.	.	.
03	Guedpard Pornpun	6	6	6			2	2	1	1.000	100%	34	.	.	.	.	.	11	3	2
04	Schwan Courtney	4	4	4			32	10	1	.250	31%	.	.	1	.	8%	.	12	1	11
05 L	Murphy Georgia						.	.	.	.	.	5	1	.	.	2%	.	16	.	.
06	Abercrombie Brittany	3	3	3			28	8	1	.214	29%	.	.	1	1	.	.	7	1	10
08	Vander Weide Lindsey						.	.	.	.	.	.	.	.	.	.	.	.	.	.
09	White M'Kaela						.	.	.	.	.	.	.	.	.	.	.	.	.	.
10	Scully Shannon						.	.	.	.	.	.	.	.	.	.	.	.	.	.
11	Brown Kaz	5	5	5			19	9	1	.421	47%	1	1	.	3	.	.	.	2	10
13	Foster Natalie						.	.	.	.	.	.	.	1	.	.	.	.	.	1
14	Anae Adora	1	1	1			30	14	1	.433	47%	.	.	1	3	13%	1	9	2	17
15	Hansen Abby	2	2	2			5	1	1	.	20%	.	.	.	1	.	.	3	1	2
19	Grote Lydia						.	.	.	.	.	.	.	.	.	.	.	.	.	.
22	Sis Norah						.	.	.	.	.	.	.	.	.	.	.	.	.	.
Team Total							116	44	5	.319	38%	40	2	4	8	23%	1	58	10	53

San Diego Mojo		Set					Attack					Assist		Serve		Pass		Dig	Block	Pts
		1	2	3	4	5	Atts	K	E	Eff	K%	Ast	BHE	Ace	E	GP	E	#	+	+
01	Jones Rainelle						.	.	.	.	.	.	.	.	.	.	.	.	.	.
02 L	Venegas Medina Shara Marie						.	.	.	.	.	2	.	.	.	4%	1	13	.	.
07	Stone Ronika	5	5	5			16	5	1	.188	31%	.	.	.	2	.	.	4	4	6
08	Dahlke Kendra						14	3	2	.071	21%	.	.	.	1	.	1	7	1	3
10	Moore Jenaisya						.	.	.	.	.	.	.	.	.	.	.	.	.	.
16	Hiapo Kamaile						.	.	.	.	.	.	.	.	.	.	.	.	.	.
19	Lee Da-yeong	6	6	6			2	.	.	-.500	0%	34	1	.	1	.	.	10	1	.
21	Pittman Regan	3	3	3			18	4	3	.056	22%	.	.	1	.	.	.	6	2	6
23	McGhee Elise						3	.	.	-.333	0%	.	.	.	.	.	.	.	.	.
24	Sponcil Sarah						.	.	.	.	.	2	.	.	.	.	.	.	.	.
26	Blackwell Leyla	2	2	2			12	7	1	.417	58%	.	.	.	3	.	.	1	1	7
28	Lund Kayla	4	4	4			31	10	1	.258	32%	.	.	.	.	13%	.	10	2	10
31	Tabron Maya	1	1	1			30	10	4	.200	33%	.	.	.	2	15%	2	8	3	10
32	Page Lauren						.	.	.	.	.	.	.	.	1	.	.	.	.	.
Team Total							126	39	12	.175	31%	38	1	1	10	32%	4	59	14	42

Orlando Valkyries							San Diego Mojo											
Set	Atts	K	E	Eff	S0%	PS%	1st Attack After Positive Reception (#+)					Set	Atts	K	E	Eff	S0%	PS%
1	27	14	2	.407	77%	32%	Pts	E	E	Pts	1	38	14	2	.237	58%	6%	
2	37	15	.	.378	67%	33%	11	2	7	16	2	38	15	3	.289	55%	21%	
3	52	15	3	.231	57%	19%	1st Attack After Negative Reception (-)					3	50	10	7	.040	33%	18%
4							Pts	E	E	Pts	4							
							5	1	1	7	5							
5							Attack from Dig					5						
Total	116	44	5	.319	65%	28%	Pts	E	E	Pts	Total	126	39	12	.175	49%	15%	
							28	2	4	16								

Top Scorers		Pts	 Starting position  Starting Setter  Substitutes <b>Atts</b> Attempts <b>Ast</b> Assists	BHE Ball Handling Error		Eff Efficiency (K-E)/Atts		Top Scorers		Pts
14	Anae	17		Blk Blocks		K Kills		28	Lund	10
4	Schwan	11		D Digs (Create)		K% Kills/Attempts		31	Tabron	10
6	Abercrombie	10		PS% Point Scoring % (won Serving)		Pts Points		26	Blackwell	7
Top Defenders		Dig+Blk		S0% Sideout % (won Receiving)		GP Good Pass		Top Defenders		Dig+Blk
5	Murphy	14						2	Venegas M...	13
3	Guedpard	12						19	Lee	10
Top Blocker		Blks						Top Blocker		Blks
14	Anae	2						7	Stone	1

# 2025 SAN DIEGO MOJO MATCH NOTES | 2025 BOX SCORES


 <b>Columbus Fury</b>	 <b>San Diego Mojo</b>	<b>1</b>	Set	Duration	Partial Score	Score
			1	00:28	8-6, 16-15, 17-21	18-25
			2	00:25	7-8, 15-16, 21-19	25-21
			3	00:28	3-8, 11-16, 18-21	19-25
			4	00:34	7-8, 12-16, 21-20	22-25
<b>Match Box Score</b> 01/13/2025	<b>Match</b> <b>Arena</b>	<b>Location</b> <b>Date</b>	<b>Time</b> <b>Attendance</b>	1:00 am		

Columbus Fury		Set					Attack					Assist		Serve		Pass		Dig	Block	Pts
		1	2	3	4	5	Atts	K	E	Eff	K%	Ast	BHE	Ace	E	GP	E	#	+	+
02	Rapacz Izabella	4	5	4	5		43	12	4	.070	28%	.	.	.	2	.	.	7	1	12
05	Rivera Wilma	1	2	1	2		6	1	1	.	17%	42	.	3	3	.	.	11	7	4
07	L Georgiades Mary Kate						.	.	.	.	.	.	.	.	.	.	.	.	.	.
08	Cox Kaylee		3	2	3		33	10	1	.212	30%	.	.	.	.	24%	1	9	3	11
10	Gillen Jill						.	.	.	.	.	.	.	.	.	.	.	.	.	.
11	Dumancic Beta				4		3	.	.	.	0%	.	.	.	.	.	.	1	4	1
12	Stringer Tori						.	.	.	.	.	1	1	.	.	.	.	2	.	.
14	Leao Janice						.	.	.	.	.	.	.	.	.	.	.	.	.	1
16	Terry Raina	5					9	1	.	-.222	11%	1	.	.	1	3%	1	1	.	2
17	Courtney Lush Megan	2	6	5	6		33	12	5	.182	36%	1	.	.	2	9%	.	20	2	13
18	Rammelsberg Kaley	6	1	6	1		16	8	1	.375	50%	.	.	.	2	.	.	1	6	11
20	L Cerame Paula						.	.	.	.	.	4	.	.	.	11%	2	20	.	.
24	Walker Abby	3	4	3			8	2	1	.125	25%	.	.	.	1	.	.	3	2	3
30	Lewis Morgan						14	6	.	.357	43%	.	.	1	2	.	.	5	1	7
<b>Team Total</b>							165	52	13	.158	32%	49	1	4	13	47%	4	80	26	65

San Diego Mojo		Set					Attack					Assist		Serve		Pass		Dig	Block	Pts
		1	2	3	4	5	Atts	K	E	Eff	K%	Ast	BHE	Ace	E	GP	E	#	+	+
01	Jones Rainelle						.	.	.	.	.	.	.	.	.	.	.	.	.	.
07	Stone Ronika	5	5	5	6		17	4	.	.118	24%	.	.	.	.	.	.	3	3	7
08	Dahlke Kendra		4	4	5		45	17	2	.289	38%	2	.	.	2	15%	.	17	1	17
09	L Church Anna						.	.	.	.	.	.	.	.	.	.	.	.	.	.
10	Moore Jenaisya						.	.	.	.	.	.	.	.	.	.	.	.	.	.
16	L Hiapo Kamaile						.	.	.	.	.	.	.	.	.	13%	2	16	.	.
19	Lee Da-yeong	6	6	6	1		2	.	.	.	0%	41	.	1	.	1	.	9	4	3
21	Pittman Regan	3	3	3	4		22	11	2	.409	50%	1	.	2	1	.	.	8	4	15
23	McGhee Elise						.	.	.	.	.	.	.	.	.	.	.	.	.	.
24	Sponcil Sarah						.	.	.	.	.	.	.	.	.	.	.	1	.	.
26	Blackwell Leyla	2	2	2	3		10	3	.	-.100	30%	1	.	.	4	.	.	1	6	5
28	Lund Kayla	4					10	1	.	.10%	.	.	.	.	.	.	.	2	.	1
31	Tabron Maya	1	1	1	2		56	14	5	.161	25%	.	.	1	3	12%	1	16	2	19
32	Page Lauren						.	.	.	.	.	.	.	.	.	.	.	.	.	.
<b>Team Total</b>							162	50	9	.198	31%	45	.	4	10	40%	4	73	20	67




Columbus Fury							San Diego Mojo										
Set	Atts	K	E	Eff	S0%	PS%	1st Attack After Positive Reception (#+)				Set	Atts	K	E	Eff	S0%	PS%
1	39	12	3	.077	41%	37%	Pts	E	E	Pts	1	42	11	.	.167	53%	42%
2	43	16	1	.279	53%	33%	17	3	1	18	2	47	15	4	.213	50%	32%
3	32	11	2	.219	50%	20%	1st Attack After Negative Reception (-!)				3	28	13	2	.321	56%	33%
4	51	13	7	.078	36%	36%	Pts	E	E	Pts	4	45	11	3	.133	37%	28%
5							8	6	0	6	5						
							Attack from Dig										
Total	165	52	13	.158	45%	32%	Pts	E	E	Pts	Total	162	50	9	.198	49%	34%
							27	4	8	26							

Top Scorers			Pts	<div><div>n</div> Starting position</div> <div><div>n</div> Starting Setter</div> <div><div>⏏</div> Substitutes</div> <div>Atts Attempts</div> <div>Ast Assists</div>	BHE Ball Handling Error			Eff Efficiency (K-E)/Atts			Top Scorers			Pts
17	Courtney L...	13			Blk Blocks			K Kills			31	Tabron	19	
2	Rapacz	12			D Digs (Create)			K% Kills/Attempts			8	Dahlke	17	
8	Cox	11			PS% Point Scoring % (% won Serving)			Pts Points			21	Pittman	15	
Top Defenders			Dig+Blk		S0% Sideout % (% won Receiving)			GP Good Pass			Top Defenders			Dig+Blk
17	Courtney L...	19								31	Tabron	19		
20	Cerame	17								8	Dahlke	15		
Top Blocker			Blks							Top Blocker			Blks	
18	Rammelsb...	3								31	Tabron	4		



VOLLEYSTATION

# 2025 SAN DIEGO MOJO MATCH NOTES | 2025 BOX SCORES

  Match Box Score 01/16/2025	 San Diego Mojo				1	Set	Duration	Partial Score	Score
						1	00:28	5-8, 14-16, 18-21	23-25
	 Orlando Valkyries				3	2	00:26	8-7, 16-15, 21-16	25-20
						3	00:27	7-8, 11-16, 15-21	17-25
						4	00:21	6-8, 10-16, 11-21	15-25
						5			
Match		010	Location	Time	10:05 pm				
Arena			Date	01/16/2025	Attendance				

San Diego Mojo		Set					Attack					Assist		Serve		Pass		Dig	Block	Pts
		1	2	3	4	5	Atts	K	E	Eff	K%	Ast	BHE	Ace	E	GP	E	#	+	+
01	Jones Rainelle						.	.	.	.	.	.	.	.	.	.	.	.	.	.
02	L Venegas Medina Shara Marie						.	.	.	.	.	3	.	.	.	6%	.	16	.	.
07	Stone Ronika	3	5	5	5		19	7	2	.211	37%	.	.	.	.	2%	.	3	1	8
08	Dahlke Kendra	2	4	4	4		40	14	2	.275	35%	1	1	.	3	14%	1	17	2	14
09	L Church Anna						.	.	.	.	.	.	.	.	.	.	.	.	.	.
10	Moore Jenaisya						8	2	.	.250	25%	.	.	.	.	1%	1	1	.	2
12	Calderón Rosir						4	.	.	-.250	0%	.	.	.	.	.	.	.	.	.
19	Lee Da-yeong	4	6	6	6		.	.	.	.	.	37	.	.	.	.	.	12	1	2
21	Pittman Regan	1	3	3	3		20	6	1	.150	30%	.	.	.	1	.	.	10	.	7
24	Sponcil Sarah						.	.	.	.	.	2	.	.	.	.	.	.	.	.
26	Blackwell Leyla	6	2	2	2		17	3	.	.059	18%	1	.	.	2	.	.	1	3	6
28	Lund Kayla						.	.	.	.	.	.	.	.	.	.	.	.	.	.
31	Tabron Maya	5	1	1	1		45	15	4	.156	33%	.	.	.	1	10%	1	15	2	16
32	Page Lauren						.	.	.	.	.	.	.	.	.	.	.	.	.	.
Team Total							153	47	9	.176	31%	44	1	.	7	33%	3	75	9	55

Orlando Valkyries		Set					Attack					Assist		Serve		Pass		Dig	Block	Pts
		1	2	3	4	5	Atts	K	E	Eff	K%	Ast	BHE	Ace	E	GP	E	#	+	+
02	Pukis Hannah				1		.	.	.	.	.	20	1	.	2	.	.	6	5	.
03	Guedpard Pornpun	1	1	1			1	.	.	.	0%	31	.	.	1	.	.	10	3	1
04	Schwan Courtney	5	5	5	5		26	5	2	.038	19%	2	.	.	1	16%	.	17	1	6
05	L Murphy Georgia						.	.	.	.	.	2	.	.	.	9%	.	15	.	.
06	Abercrombie Brittany	4	4	4	4		38	12	.	.263	32%	.	.	.	2	.	.	13	2	14
08	Vander Weide Lindsey						3	2	1	.333	67%	.	.	.	.	1%	.	.	.	2
09	White M'Kaela						.	.	.	.	.	.	.	.	.	.	.	.	.	.
10	Scully Shannon						.	.	.	.	.	.	.	.	.	.	.	.	.	.
11	Brown Kaz	6	6	6	6		22	10	.	.409	45%	2	.	1	2	.	.	2	4	15
13	Foster Natalie			3	3		13	7	.	.462	54%	.	.	2	2	.	.	2	2	11
14	Anae Adora	2	2	2	2		51	27	3	.431	53%	2	.	.	5	19%	.	10	.	28
15	Hansen Abby	3	3				4	1	.	.250	25%	.	.	.	1	.	.	.	1	1
19	Grote Lydia						4	.	1	-.250	0%	.	.	.	.	.	.	.	.	.
22	Sis Norah						.	.	.	.	.	.	.	.	.	.	.	.	.	.
Team Total							162	64	7	.302	40%	59	1	3	16	45%	.	75	18	78

San Diego Mojo							Orlando Valkyries											
Set	Atts	K	E	Eff	S0%	PS%	1st Attack After Positive Reception (#+)				Set	Atts	K	E	Eff	S0%	PS%	
1	50	18	3	.240	70%	17%	Pts	E	E	Pts	1	46	15	2	.239	65%	21%	
2	36	13	2	.222	50%	38%	7	0	0	19	2	43	13	1	.209	45%	29%	
3	39	9	4	.051	33%	22%	1st Attack After Negative Reception (-!)				3	40	16	2	.300	65%	38%	
4	28	7	.	.179	30%	13%	Pts	E	E	Pts	4	33	20	2	.515	80%	48%	
5							16	2	2	10	5							
							Attack from Dig											
Total	153	47	9	.176	46%	23%	Pts	E	E	Pts	Total	162	64	7	.302	62%	34%	
							24	7	5	35								

Top Scorers		Pts	<div><div>n</div> Starting position</div> <div><div>n</div> Starting Setter</div> <div><div></div> Substitutes</div> <div>Atts Attempts</div> <div>Ast Assists</div>	<div><div>BHE</div> Ball Handling Error</div> <div><div>Blk</div> Blocks</div> <div><div>D</div> Digs (Create)</div> <div><div>PS%</div> Point Scoring % (% won Serving)</div> <div><div>S0%</div> Sideout % (% won Receiving)</div>	<div><div>Eff</div> Efficiency (K-E)/Atts</div> <div><div>K</div> Kills</div> <div><div>K%</div> Kills/Attempts</div> <div><div>Pts</div> Points</div> <div><div>GP</div> Good Pass</div>	Top Scorers		Pts
31	Tabron	16				14	Anae	28
8	Dahlke	14				11	Brown	15
7	Stone	8				6	Abercrombie	14
Top Defenders		Dig+Blk				Top Defenders		Dig+Blk
8	Dahlke	17	4	Schwan	18			
2	Venegas M...	15	6	Abercrombie	16			
Top Blocker		Blks	Top Blocker		Blks			
26	Blackwell	3	11	Brown	4			

VS

VOLLEYSTATION






# 2025 SAN DIEGO MOJO MATCH NOTES | 2025 BOX SCORES

<div></div> <div>Match Box Score</div> <div>01/19/2025</div>	<div> Omaha Supernovas</div>				1	Set	Duration	Partial Score	Score
						1	00:24	8-4, 16-9, 21-17	25-20
	<div> San Diego Mojo</div>				3	2	00:28	8-7, 14-16, 17-21	19-25
						3	00:26	8-7, 11-16, 14-21	22-25
	<div>Match 014 Location Time 4:00 pm</div> <div>Arena Date 01/19/2025 Attendance</div>					4	00:26	5-8, 11-16, 17-21	22-25
					5				




Omaha Supernovas		Set					Attack					Assist		Serve		Pass		Dig	Block	Pts
		1	2	3	4	5	Atts	K	E	Eff	K%	Ast	BHE	Ace	E	GP	E	#	+	+
01	Valentin-Anderson Natalia	2	1	2	1		3	.	.	.	0%	44	1	.	3	.	.	21	3	.
05	Nuneviller Brooke	6	5	6	5		55	22	5	.236	40%	.	.	.	1	10%	1	11	1	24
06	Wait Kendra						.	.	.	.	.	2	.	.	.	.	.	1	.	.
08	Cooper Reagan	3	2	3			27	9	2	.259	33%	.	.	1	.	7%	.	7	2	10
10	L Gómez Camila						.	.	.	.	.	8	.	.	.	14%	1	9	.	.
11	Payne Kelsie						2	1	.	.500	50%	.	.	.	.	.	.	.	.	1
14	Batenhorst Ally	5	4	5	4		40	12	4	.150	30%	.	1	.	4	1%	.	2	5	12
17	Awoleye Phoebe						.	.	.	.	.	.	.	.	.	.	.	.	.	.
20	Whitten Allison						.	.	.	.	.	.	.	.	.	.	.	1	.	.
21	Onabanjo Toyosi						.	.	.	.	.	.	.	.	.	.	.	.	.	.
22	Krause Lindsay				2		8	6	.	.750	75%	.	.	.	1	8%	.	1	.	6
23	Hord Kaitlyn	4	3	4	3		9	4	.	.444	44%	.	.	.	4	.	.	2	5	6
27	Londot Emily						5	.	1	-.400	0%	.	.	.	.	.	.	3	.	.
28	Caffey Kayla	1	6	1	6		19	8	.	.368	42%	.	.	.	2	.	.	.	1	9
<b>Team Total</b>							<b>168</b>	<b>62</b>	<b>12</b>	<b>.250</b>	<b>37%</b>	<b>54</b>	<b>2</b>	<b>1</b>	<b>15</b>	<b>40%</b>	<b>2</b>	<b>58</b>	<b>17</b>	<b>68</b>

San Diego Mojo		Set					Attack					Assist		Serve		Pass		Dig	Block	Pts
		1	2	3	4	5	Atts	K	E	Eff	K%	Ast	BHE	Ace	E	GP	E	#	+	+
01	Jones Rainelle				2		5	4	.	.800	80%	.	.	1	4	.	.	.	.	5
02	L Venegas Medina Shara Marie						.	.	.	.	.	2	.	.	.	10%	.	17	.	.
07	Stone Ronika	5	5	5	5		21	9	.	.333	43%	.	.	.	.	.	.	7	2	13
08	Dahlke Kendra	4	1	1	1		45	18	1	.356	40%	.	.	.	2	14%	.	12	2	19
09	L Church Anna						.	.	.	.	.	.	.	.	.	.	.	.	.	.
10	Moore Jenaisya		4	4	4		24	8	1	.292	33%	2	.	.	1	15%	.	7	2	8
12	Calderón Rosir						.	.	.	.	.	.	.	.	.	.	.	.	.	.
19	Lee Da-yeong	6	6	6	6		1	1	.	1.000	100%	46	1	.	.	.	.	14	1	4
21	Pittman Regan	3	3				10	3	1	.100	30%	2	.	1	2	.	.	1	1	4
24	Sponcil Sarah						.	.	.	.	.	.	.	.	.	.	.	.	.	.
26	Blackwell Leyla	2	2	2			10	6	.	.600	60%	.	.	.	2	.	.	3	1	6
28	Lund Kayla						.	.	.	.	.	.	.	.	.	.	.	.	.	.
31	Tabron Maya	1					3	1	.	.	33%	.	.	.	1	4%	1	5	.	1
32	Page Lauren			3	3		13	6	1	.385	46%	.	.	.	3	.	.	7	.	6
<b>Team Total</b>							<b>132</b>	<b>56</b>	<b>4</b>	<b>.356</b>	<b>42%</b>	<b>52</b>	<b>1</b>	<b>2</b>	<b>15</b>	<b>43%</b>	<b>1</b>	<b>73</b>	<b>9</b>	<b>66</b>

Omaha Supernovas							San Diego Mojo										
Set	Atts	K	E	Eff	S0%	PS%	1st Attack After Positive Reception (#+)				Set	Atts	K	E	Eff	S0%	PS%
1	56	18	1	.250	59%	46%	Pts	E	E	Pts	1	37	11	.	.243	45%	29%
2	32	13	2	.313	57%	10%	20	2	0	23	2	28	17	2	.500	73%	29%
3	45	15	5	.200	52%	27%	1st Attack After Negative Reception (-!)				3	37	14	1	.297	50%	24%
4	35	16	4	.257	65%	13%	Pts	E	E	Pts	4	30	14	1	.433	67%	17%
5							9	2	0	12	5						
Total	168	62	12	.250	58%	25%	Attack from Dig				Total	132	56	4	.356	58%	24%
							Pts	E	E	Pts							
							33	8	4	21							

Top Scorers		Pts	 Starting position  Starting Setter  Substitutes <b>Atts</b> Attempts <b>Ast</b> Assists	<b>BHE</b> Ball Handling Error <b>Blk</b> Blocks <b>D</b> Digs (Create) <b>PS%</b> Point Scoring % (% won Serving) <b>S0%</b> Sideout % (% won Receiving)	<b>Eff</b> Efficiency (K-E)/Atts <b>K</b> Kills <b>K%</b> Kills/Attempts <b>Pts</b> Points <b>GP</b> Good Pass	Top Scorers		Pts
5	Nuneviller	24				8	Dahlke	19
14	Batenhorst	12				7	Stone	13
8	Cooper	10				10	Moore	8
Top Defenders		Dig+Blk				Top Defenders		Dig+Blk
1	Valentin-An...	23				19	Lee	15
5	Nuneviller	14				2	Venegas M...	14
Top Blocker		Blks				Top Blocker		Blks
5	Nuneviller	2				7	Stone	4

# 2025 SAN DIEGO MOJO MATCH NOTES | 2025 BOX SCORES

<div></div> <div>Match Box Score</div> <div>01/24/2025</div>	<div> San Diego Mojo</div>			<div>3</div>	Set	Duration	Partial Score	Score
					1	00:21	7-8, 12-16, 15-21	18-25
	<div> Indy Ignite</div>			<div>1</div>	2	00:25	8-5, 16-11, 21-15	25-17
					3	00:31	4-8, 13-16, 21-18	30-28
	Match 018 Location Time 10:05 pm				4	00:25	8-7, 16-10, 21-17	25-19
	Arena Date 01/24/2025 Attendance				5			




San Diego Mojo		Set					Attack					Assist		Serve		Pass		Dig	Block	Pts
		1	2	3	4	5	Atts	K	E	Eff	K%	Ast	BHE	Ace	E	GP	E	#	+	+
01	Jones Rainelle						.	.	.	.	.	.	.	.	.	.	.	.	.	.
02	L Venegas Medina Shara Marie						.	.	.	.	.	6	1	.	.	3%	.	18	.	.
07	Stone Ronika	2	2	2	2		20	8	.	.350	40%	.	.	.	.	1	10	6	11	
08	Dahlke Kendra	4	4	4	4		56	19	4	.125	34%	1	.	.	3	12%	1	11	3	19
09	L Church Anna						.	.	.	.	.	.	.	.	.	.	.	.	.	.
10	Moore Jenaisya	1	1	1	1		56	20	5	.214	36%	1	1	1	1	12%	.	12	3	24
19	Lee Da-yeong	3	3	3	3		3	2	.	.667	67%	45	.	.	.	.	.	12	2	4
21	Pittman Regan	6	6	6	6		16	3	3	-.125	19%	1	.	.	.	.	.	9	3	5
23	McGhee Elise						.	.	.	.	.	.	.	.	.	.	.	.	.	.
24	Sponcil Sarah						.	.	.	.	.	.	.	.	.	.	.	.	.	.
26	Blackwell Leyla	5					9	4	.	.333	44%	.	.	1	.	.	.	1	4	
28	Lund Kayla						.	.	.	.	.	.	.	.	.	6%	1	3	.	.
31	Tabron Maya						.	.	.	.	.	.	.	.	.	.	.	.	.	.
32	Page Lauren		5	5	5		11	4	2	.182	36%	.	.	1	.	.	.	3	.	8
Team Total							171	60	14	.181	35%	54	2	1	6	33%	3	78	18	75

Indy Ignite		Set					Attack					Assist		Serve		Pass		Dig	Block	Pts
		1	2	3	4	5	Atts	K	E	Eff	K%	Ast	BHE	Ace	E	GP	E	#	+	+
02	Hilley Sydney	1	2	1	1		4	2	.	.500	50%	44	.	1	2	.	1	6	4	3
04	Nwokolo Chiamaka						.	.	.	.	.	.	.	.	.	.	.	.	.	.
05	Martin Isabel						.	.	.	.	.	.	.	.	.	.	.	.	.	.
06	L Murr Kylie						.	.	.	.	.	1	.	.	.	16%	.	10	.	.
07	Member-Meneh Leketor	5	6	5	2		56	22	3	.232	39%	.	.	1	2	19%	.	19	.	24
09	Scott Elena						.	.	.	.	.	.	.	1	.	6%	.	7	.	.
11	Havili Ainise						.	.	.	.	.	.	.	1	.	.	.	.	.	.
12	Crawford Caroline	3	4	3	3		9	2	1	.111	22%	.	.	1	1	.	.	1	2	6
17	Mohler Blake	6	1	6	6		20	6	2	.100	30%	.	.	.	.	.	.	1	6	9
18	Skjodt Carly			2	5		21	5	3	-.095	24%	.	.	.	.	7%	.	5	.	5
19	Tealer Azhani	4	5	4	4		35	10	2	.171	29%	2	.	.	.	.	.	5	2	18
22	Martyn Lydia						.	.	.	.	.	.	.	.	.	.	.	.	.	.
23	Cajic Nina	2	3				15	2	1	.067	13%	.	.	1	.	4%	.	6	.	2
26	Okammor Nnedi						.	.	.	.	.	.	.	.	.	.	.	.	.	.
Team Total							160	49	12	.144	31%	47	.	3	8	52%	1	60	14	67

San Diego Mojo							Indy Ignite												
Set	Atts	K	E	Eff	S0%	PS%	1st Attack After Positive Reception (#+)						Set	Atts	K	E	Eff	S0%	PS%
1	36	12	4	.056	38%	33%	Pts	E	E	Pts	1st Attack After Negative Reception (-!)	1	30	12	2	.233	40%	48%	
2	42	17	2	.310	62%	44%	11	4	6	16		2	42	12	1	.238	42%	24%	
3	49	14	3	.122	43%	31%	Pts	E	E	Pts		3	52	17	6	.077	46%	38%	
4	44	17	5	.227	71%	32%	12	1	1	6		4	36	8	3	.056	33%	16%	
5							Attack from Dig					5							
Total	171	60	14	.181	50%	35%	Pts	E	E	Pts	Total	160	49	12	.144	41%	33%		
							37	9	5	27									

Top Scorers		Pts	<div><div>n</div> Starting position</div> <div><div>n</div> Starting Setter</div> <div><div>⌵</div> Substitutes</div> <div>Atts Attempts</div> <div>Ast Assists</div>	<div>BHE Ball Handling Error</div> <div>Blk Blocks</div> <div>D Digs (Create)</div> <div>PS% Point Scoring % (% won Serving)</div> <div>S0% Sideout % (% won Receiving)</div>	<div>Eff Efficiency (K-E)/Atts</div> <div>K Kills</div> <div>K% Kills/Attempts</div> <div>Pts Points</div> <div>GP Good Pass</div>	Top Scorers		Pts
7	Member-M...	24						
19	Tealer	18						
17	Mohler	9						
Top Defenders		Dig+Blk						
7	Member-M...	17						
19	Tealer	14						
Top Blocker		Blks	<div><div>VS</div> VOLLEYSTATION</div>	<div><div>Top Defenders</div><div>Dig+Blk</div></div>				
32	Page	4			<div><div>7</div> Member-M...</div> <div><div>19</div> Tealer</div>			
					<div><div>17</div> Mohler</div>			
					<div><div>9</div></div>			

# 2025 SAN DIEGO MOJO MATCH NOTES | 2025 BOX SCORES

<div></div> <div>Match Box Score</div> <div>01/30/2025</div>	<div> San Diego Mojo</div>				1	Set	Duration	Partial Score	Score
						1	00:19	4-8, 10-16, 12-21	15-25
	<div> Atlanta Vibe</div>				3	2	00:24	6-8, 16-15, 21-20	26-24
						3	00:21	8-7, 14-16, 16-21	17-25
						4	00:23	3-8, 11-16, 13-21	20-25
	<div>Match 021 Location Time 10:05 pm</div> <div>Arena Date 01/30/2025 Attendance</div>				5				

San Diego Mojo		Set					Attack					Assist		Serve		Pass		Dig	Block	Pts
		1	2	3	4	5	Atts	K	E	Eff	K%	Ast	BHE	Ace	E	GP	E	#	+	+
01	Jones Rainelle						.	.	.	.	.	.	.	.	.	.	.	.	.	.
02	L Venegas Medina Shara Marie	□	□	□	□		.	.	.	.	.	6	.	.	.	9%	.	14	.	.
04	Okaro Oluoma						.	.	.	.	.	.	.	.	.	.	.	.	.	.
07	Stone Ronika	6	1	6	1		21	11	2	.381	52%	.	.	1	1	.	.	5	6	14
08	Dahlke Kendra	2	3	2	3		43	13	4	.140	30%	1	.	1	2	9%	1	6	3	14
09	L Church Anna						.	.	.	.	.	.	.	.	.	.	.	.	.	.
10	Moore Jenaisha	5	6	5	6		33	7	3	.061	21%	1	.	.	.	12%	.	11	2	7
19	Lee Da-yeong	1	2	1	2		1	.	.	.	0%	34	1	.	1	.	1	17	1	2
23	McGhee Elise	□	5	4	5		22	4	3	.	18%	1	.	1	2	.	.	9	.	5
24	Sponcil Sarah	□					1	.	1	-1.000	0%	1	.	.	.	.	.	1	.	.
26	Blackwell Leyla	3					3	.	.	.	0%	.	.	.	.	.	.	1	.	.
28	Lund Kayla						.	.	.	.	.	.	.	.	.	.	.	.	.	.
31	Tabron Maya				□		12	3	.	.167	25%	.	.	.	.	.	1	2	.	3
32	Page Lauren	4	4	3	4		16	7	1	.313	44%	.	.	.	3	.	.	1	2	9
<b>Team Total</b>							<b>152</b>	<b>45</b>	<b>14</b>	<b>.145</b>	<b>30%</b>	<b>44</b>	<b>1</b>	<b>3</b>	<b>9</b>	<b>30%</b>	<b>3</b>	<b>67</b>	<b>14</b>	<b>54</b>

Atlanta Vibe		Set					Attack					Assist		Serve		Pass		Dig	Block	Pts
		1	2	3	4	5	Atts	K	E	Eff	K%	Ast	BHE	Ace	E	GP	E	#	+	+
01	Head Taylor	1	1	1	1		33	8	1	.061	24%	1	.	.	3	10%	2	10	.	8
05	Beason Merritt	6	6	6	6		38	13	3	.263	34%	.	.	1	1	.	.	13	4	16
09	L Hentz Morgan	□	□	□	□		.	.	.	.	.	1	.	.	.	10%	.	20	.	.
10	Beller Taya						.	.	.	.	.	.	.	.	.	.	.	.	.	.
12	Vicini McKenna	5	5	5	5		14	5	1	.286	36%	1	.	.	.	.	.	3	9	9
13	Edmond Leah	4	4	4	4		40	21	1	.475	53%	.	.	2	3	27%	1	14	2	23
14	Bower Whitney						.	.	.	.	.	.	.	.	.	.	.	.	.	.
15	Jones Aiko	□	□	□	□		.	.	.	.	.	.	.	.	2	.	.	1	.	.
17	Rosenthal Jenna						.	.	.	.	.	.	.	.	.	.	.	.	.	.
20	Isringhausen Madolyn						.	.	.	.	.	.	.	.	.	.	.	.	.	.
21	Monserrez Marie						.	.	.	.	.	.	.	.	.	.	.	.	.	.
22	Louis Khori	2	2	2	2		19	9	2	.368	47%	.	.	.	4	.	.	4	4	12
24	Dixon Anna	□					.	.	.	.	.	.	.	.	.	.	.	.	.	.
91	Tuaniga Mia	3	3	3	3		10	7	.	.700	70%	57	1	.	2	.	.	13	3	7
<b>Team Total</b>							<b>154</b>	<b>63</b>	<b>8</b>	<b>.318</b>	<b>41%</b>	<b>60</b>	<b>1</b>	<b>3</b>	<b>15</b>	<b>47%</b>	<b>3</b>	<b>78</b>	<b>22</b>	<b>75</b>

San Diego Mojo							Atlanta Vibe										
Set	Atts	K	E	Eff	S0%	PS%	1st Attack After Positive Reception (#+)				Set	Atts	K	E	Eff	S0%	PS%
1	32	8	3	.125	33%	13%	Pts	E	E	Pts	1	35	17	3	.371	71%	42%
2	45	13	6	.133	53%	24%	12	2	2	25	2	45	13	3	.178	45%	16%
3	34	11	.	.206	45%	17%	1st Attack After Negative Reception (-!)				3	34	18	1	.471	73%	46%
4	41	13	5	.122	48%	30%	Pts	E	E	Pts	4	40	15	1	.300	68%	24%
5							12	4	2	5	5						
Total	152	45	14	.145	45%	22%	Attack from Dig				Total	154	63	8	.318	63%	32%
							Pts	E	E	Pts							
							21	8	4	33							

Top Scorers		Pts	<div><div>n</div> Starting position</div> <div><div>n</div> Starting Setter</div> <div><div>⏏</div> Substitutes</div> <div>Atts Attempts</div> <div>Ast Assists</div>	<div><div>BHE</div> Ball Handling Error</div> <div><div>Blk</div> Blocks</div> <div><div>D</div> Digs (Create)</div> <div><div>PS%</div> Point Scoring % (% won Serving)</div> <div><div>S0%</div> Sideout % (% won Receiving)</div>		<div><div>Eff</div> Efficiency (K-E)/Atts</div> <div><div>K</div> Kills</div> <div><div>K%</div> Kills/Attempts</div> <div><div>Pts</div> Points</div> <div><div>GP</div> Good Pass</div>		Top Scorers		Pts
7	Stone	14						13	Edmond	23
8	Dahlke	14						5	Beason	16
32	Page	9						22	Louis	12
Top Defenders		Dig+Blk						Top Defenders		Dig+Blk
19	Lee	17					5		Beason	17
2	Venegas M...	13					12		Vicini	16
Top Blocker		Blks					Top Blocker		Blks	
7	Stone	2					12		Vicini	4

<

## 2025 SAN DIEGO MOJO MATCH NOTES | **SAN DIEGO MOJO**



**1 | RAINELLE JONES**  
MIDDLE BLOCKER



**2 | SHARA VENEGAS**  
LIBERO



**6 | KYLIE COLE**  
SETTER



**7 | RONIKA STONE**  
MIDDLE BLOCKER



**8 | KENDRA DAHLKE**  
OUTSIDE HITTER



**9 | ANNA CHURCH**  
LIBERO



**10 | JENAISHA MOORE**  
OUTSIDE HITTER



**11 | YELIZ BASA**  
OPPOSITE



**16 | KAMAILE HIAFO**  
LIBERO



**19 | DAYEONG LEE**  
SETTER



**21 | REGAN PITTMAN**  
MIDDLE BLOCKER



**23 | ELISE MCGHEE**  
OUTSIDE HITTER



**24 | SARAH SPONCIL**  
LIBERO/SETTER



**26 | LEYLA BLACKWELL**  
MIDDLE BLOCKER



**28 | KAYLA LUND**  
OUTSIDE HITTER



**30 | DEVYN RONINSON**  
OPPOSITE



**31 | MAYA TABRON**  
OUTSIDE HITTER



**32 | LAUREN PAGE**  
MIDDLE BLOCKER



**TAYYIBA  
HANEEF-PARK**  
HEAD COACH



**DEITRE  
COLLINS-PARKER**  
ASSISTANT  
COACH



**NOEL CARPIO**  
ASSISTANT  
COACH