



# SAN DIEGO MOJO MATCH NOTES

## WOMEN'S PROFESSIONAL VOLLEYBALL



### MATCH 10 | SAN DIEGO at OMAHA | February 16, 2025

	<b>SAN DIEGO MOJO</b> 3-6	<b>Head Coach:</b> Tayyiba Haneef-Park <b>at San Diego:</b> 16-17 [.485], 2nd season <b>Career:</b> Same <b>vs. Omaha:</b> 3-3 (including postseason)
	<b>OMAHA SUPERNOVAS</b> 6-3	<b>Head Coach:</b> Laura "Bird" Kuhn <b>at Omaha:</b> 23-10 [.697], 2nd season <b>Career:</b> Same <b>vs. San Diego:</b> 2-3 (including postseason)

**Date:** February 16, 2025  
**Time:** 1:00 p.m. PT / 3:00 p.m. CT  
**Location:** Omaha, Neb.  
**Arena:** CHI Health Center  
**Capacity:** 17,560  
**Series:** Tied 3-3 (including postseason)



### TEAM STATISTICAL COMPARISON (Through February 14)

	Category	
.337 (7th)	Kill Percentage	.340 (6th)
12.94 (t-5th)	Kills Per Set	12.94 (t-5th)
.198 (7th)	Efficiency	.222 (6th)
.265 (8th)	Opponent Efficiency	.190 (1st)
12.21 (5th)	Assists Per Set	11.91 (6th)
2.06 (7th)	Blocks Per Set	2.52 (2nd)
17.09 (3rd)	Digs Per Set	17.12 (2nd)
0.73 (7th)	Aces Per Set	0.64 (8th)
15.73 (7th)	Points Per Set	16.09 (5th)

### SAN DIEGO MOJO COMMUNICATIONS

**RYAN TEWES**  
**Director of Media Relations**  
858-752-9792 • ryan@sandiegomojovb.com  
LetsGoMojo.com

@SanDiegoMojo [X/TikTok/YouTube]  
@SanDiegoMojoVB [Instagram] | SanDiegoMojo [Facebook]  
#SanDiegoMojo | #WeAreMojo

## POSSIBLE STARTERS



DAYEONG LEE  
SETTER



LEYLA BLACKWELL  
MIDDLE BLOCKER



RONIKA STONE  
MIDDLE BLOCKER



KENDRA DAHLKE  
OUTSIDE HITTER



JENAISSA MOORE  
OUTSIDE HITTER



ELISE MCGHEE  
OPPOSITE



SHARA VENEGAS  
LIBERO

### SCHEDULE AND RESULTS

DAY	DATE	OPPONENT	VENUE	TV/STREAM	TIME	RESULT
THU	JAN 9	at Orlando	Addition Financial Arena	FS2	4:00 p.m.	L, 0-3
SAT	JAN 11	at Columbus	Nationwide Arena	YouTube	4:00 p.m.	W, 3-1
THU	JAN 16	ORLANDO	Viejas Arena	YouTube	7:05 p.m.	L, 1-3
SUN	JAN 19	at Omaha	CHI Health Center	YouTube	1:00 p.m.	W, 3-1
FRI	JAN 24	INDY	Viejas Arena	VBTV	7:05 p.m.	W, 3-1
THU	JAN 30	ATLANTA	Viejas Arena	YouTube	7:05 p.m.	L, 1-3
SUN	FEB 2	at Grand Rapids	Van Andel Arena	YouTube	1:00 p.m.	L, 0-3
FRI	FEB 7	VEGAS	Viejas Arena	VBTV	7:05 p.m.	L, 0-3
THU	FEB 13	at Indy	Fishers Event Center	YouTube	4:00 p.m.	L, 1-3
SUN	FEB 16	at Omaha	CHI Health Center	YouTube	1:00 p.m.	
THU	FEB 20	OMAHA	Viejas Arena	VBTV	7:05 p.m.	
THU	FEB 27	GRAND RAPIDS	Viejas Arena	VBTV	7:05 p.m.	
SAT	MAR 1	COLUMBUS	Viejas Arena	YouTube	6:05 p.m.	
WED	MAR 5	at Grand Rapids	Van Andel Arena	ROKU	4:00 p.m.	
SUN	MAR 9	GRAND RAPIDS	Viejas Arena	YouTube	4:05 p.m.	
THU	MAR 13	at Orlando	Addition Financial Arena	ROKU	4:00 p.m.	
SAT	MAR 15	at Atlanta	GAS South Arena	YouTube	4:00 p.m.	
WED	MAR 19	ORLANDO	Viejas Arena	YouTube	7:05 p.m.	
FRI	MAR 28	at Atlanta	GAS South Arena	VBTV	4:00 p.m.	
SUN	MAR 30	at Vegas	Lee's Family Forum	FS2	5:00 p.m.	
TUE	APR 8	ATLANTA	Viejas Arena	ROKU	7:03 p.m.	
SAT	APR 12	OMAHA	Viejas Arena	YouTube	6:05 p.m.	
WED	APR 16	at Columbus	Nationwide Arena	YouTube	4:00 p.m.	
SAT	APR 19	VEGAS	Viejas Arena	ROKU	6:03 p.m.	
FRI	APR 25	at Vegas	Lee's Family Forum	ROKU	7:00 p.m.	
SUN	APR 27	at Indy	Fishers Event Center	VBTV	12:00 p.m.	
THU	MAY 1	COLUMBUS	Viejas Arena	ROKU	7:03 p.m.	
SAT	MAY 3	INDY	Viejas Arena	ROKU	6:03 p.m.	

Home matches in **Bold** | All times Pacific and subject to change.

### MATCHDAY STORYLINES

- San Diego will play a second-straight road game and sixth of the season while Omaha will be hosting a match for just the fourth time this season and first time since a sweep of Columbus on January 31.
- Series History:** The Mojo and Supernovas meet for the seventh time in series history and the second time in 2025 with both matchups taking place in Omaha. The overall series is tied 3-3, while the Mojo lead the regular-season series 3-2. San Diego came away with the victory the last time the teams met, winning 3-1 (20-25, 25-19, 25-22, 25-22), the first road win for either team in the series.
- Return to Omaha:** San Diego's victory in Omaha on January 19 is the only loss for the Novas at CHI Health Center this season.
- All-Stars in the House:** The match will feature five players named to the Inaugural PVF All-Star Match. Mojo middle blocker Ronika Stone and libero Shara Venegas will represent San Diego, while Novas outside hitter Brooke Nuneviller, middle blocker Kaitlyn Hord and libero Camila Gómez will represent Indy. The match will take place on Saturday, February 22 and broadcast nationally on CBS.

## 2025 SAN DIEGO MOJO MATCH NOTES | 2025 ROSTER

### NUMERICAL

#	NAME	POS.	HT.	EXP.	HOMETOWN	COLLEGE	INSTAGRAM
1	Rainelle Jones	MB	6-3	2	Oxon Hill, Md.	Maryland	rainellejones0
2	Shara Venegas	L	5-7	15	Toa Baja, Puerto Rico	Universidad Metropolitana	svenegas22
6	Kylie Cole*	S	6-1	4	Coppell, Texas	NC State	kyliepcole
7	Ronika Stone	MB	6-2	4	San Jose, Calif.	Oregon	ronikastone
8	Kendra Dahlke	OH	6-0	5	Bonsall, Calif.	Arizona	kendradahlke
10	Jenaisya Moore	OH	6-0	1	Germantown, Md.	Tennessee	jenaisya_moore
11	Yeliz Başa*	OPP	6-2	20	Istanbul, Türkiye		
16	Kamaile Hiapo	L	5-7	1	Gilbert, Ariz.	BYU	maimaihiapo
19	DaYeong Lee	S	5-10	10	Iksan, South Korea		leeeee_ou
21	Regan Pittman^	MB	6-4	1	Kansas City, Kan.	Minnesota	reganpittman
23	Elise McGhee	OH	6-4	R	San Antonio, Texas	Baylor	elise.mcgee
24	Sarah Sponcil	L/S	5-8	6	Phoenix, Ariz.	UCLA	smsponcil
26	Leyla Blackwell	MB	6-4	R	San Diego, Calif.	Nebraska	leyla.blackwell
28	Kayla Lund	OH	6-0	2	Pasadena, Calif.	Pitt	kayla.lund
30	Devyn Robinson	OPP	6-2	R	Cleveland, Ohio	Wisconsin	devvrobinson
31	Maya Tabron	OH	6-1	R	Gilroy, Calif.	SMU	mtabronn
32	Lauren Page	MB	6-0	5	Chino, Calif.	Oregon	lolaurennon

### ALPHABETICAL

#	NAME	POS.	HT.	EXP.	HOMETOWN	COLLEGE	INSTAGRAM
11	Yeliz Başa*	OPP	6-2	20	Istanbul, Türkiye		
26	Leyla Blackwell	MB	6-4	R	San Diego, Calif.	Nebraska	leyla.blackwell
6	Kylie Cole*	S	6-1	4	Coppell, Texas	NC State	kyliepcole
8	Kendra Dahlke	OH	6-0	5	Bonsall, Calif.	Arizona	kendradahlke
16	Kamaile Hiapo	L	5-7	1	Gilbert, Ariz.	BYU	maimaihiapo
1	Rainelle Jones	MB	6-3	2	Oxon Hill, Md.	Maryland	rainellejones0
19	DaYeong Lee	S	5-10	10	Iksan, South Korea		leeeee_ou
28	Kayla Lund	OH	6-0	2	Pasadena, Calif.	Pitt	kayla.lund
23	Elise McGhee	OH	6-4	R	San Antonio, Texas	Baylor	elise.mcgee
10	Jenaisya Moore	OH	6-0	1	Germantown, Md.	Tennessee	jenaisya_moore
32	Lauren Page	MB	6-0	5	Chino, Calif.	Oregon	lolaurennon
21	Regan Pittman	MB	6-4	1	Kansas City, Kan.	Minnesota	reganpittman
30	Devyn Robinson^	OPP	6-2	R	Cleveland, Ohio	Wisconsin	devvrobinson
24	Sarah Sponcil	L/S	5-8	6	Phoenix, Ariz.	UCLA	smsponcil
7	Ronika Stone	MB	6-2	4	San Jose, Calif.	Oregon	ronikastone
31	Maya Tabron	OH	6-1	R	Gilroy, Calif.	SMU	mtabronn
2	Shara Venegas	L	5-7	15	Toa Baja, Puerto Rico	Universidad Metropolitana	svenegas22

\*Practice Squad

^Short-term Injured Reserve

### COACHING STAFF

Head Coach: Tayyiba Haneef-Park, 2nd Season [Long Beach State, '01]

Record at San Diego Mojo: Overall: 16-18 (.471); Regular Season: 16-17 (.485); Postseason: 0-1 (.000) [second season]

Career Record: Overall: 16-18 (.471); Regular Season: 16-17 (.485); Postseason: 0-1 (.000) [two seasons]

Assistant Coach: Deitre Collins-Parker, 2nd Season [Hawai'i, '95]

Assistant Coach: Noel Carpio, 1st Season [Arizona, '18]

### SUPPORT STAFF

Team Physician: Dr. Laika Nur

Athletic Trainer: Sam Schaff

Strength Coach: Cassandra Masessa

### PRONUNCIATION GUIDE

Yeliz Başa	YELL-iz BASH-uh	Sarah Sponcil	SPAWN-suhl
Kendra Dahlke	DOLL-key	Ronika Stone	RON-ick-uh
Kamaile Hiapo	kuh-MY-lee-hee-AW-po	Maya Tabron	MY-uh TAY-brawn
Rainelle Jones	ray-NELL		
DaYeong Lee	dye-YAWNG		
Elise McGhee	eh-LEESE	Tayyiba Haneef-Park	tie-YEE-buh huh-NEEF
Jenaisya Moore	jen-ASIA	Deitre Collins-Parker	dee-TRUH

# 2025 SAN DIEGO MOJO MATCH NOTES | MEDIA CALENDAR / NOTES

Sunday, February 16	Monday, February 17	Tuesday, February 18	Wednesday, February 19	Thursday, February 20	Friday, February 21	Saturday, February 22
<b>MATCH DAY</b> @ Omaha Supernovas CHI Health Center 1 p.m. PT / 3 p.m. CT	<b>TRAVEL DAY</b>	<b>OFF DAY</b>	<b>PRACTICE</b> Hourglass Arena Miramar College	<b>MATCH DAY</b> vs. Omaha Supernovas Viejas Arena 7:05 p.m. PT	<b>PRACTICE</b> Boys & Girls Club Solana Beach	<b>ALL-STAR MATCH</b> Fishers Event Center Fishers, Ind. 10:30 am PT / 1:30 pm ET

## PVF INDIVIDUAL RANKINGS

NAME/CATEGORY	RANK	VALUE
<b>Kendra Dahlke</b>		
Total Kills	5	128
Kills per Set	3	4.13
Total Points	8	137
Points per Set	5	4.42
<b>DaYeong Lee</b>		
Total Assists	5	339
Assists per Set	5	10.27
<b>Ronika Stone</b>		
Kill Percentage	8	.400
Total Blocks	10	16
Blocks per Set	10	0.48

## SAN DIEGO MOJO 2025 HONOR ROLL

### RONIKA STONE (MIDDLE BLOCKER)

- » PVF Preseason All-League Team
- » Pro Volleyball Federation All-Star

### SHARA VENEGAS (LIBERO)

- » Pro Volleyball Federation All-Star

## SAN DIEGO MOJO OUTLOOK

- The San Diego Mojo fell in four sets to the Indy Ignite, 25-21, 25-14, 18-25, 25-15, at the Fishers Event Center on Thursday night.
- San Diego native Kendra Dahlke was stellar for the Mojo, leading the match with season highs of 24 points and 22 kills, hitting .327 on the night, while adding two aces and 11 digs for her sixth double-double of the season. The outside hitter has tallied double-digit kill efforts in a San Diego-record eight consecutive games, while her 22 kills are tied for sixth best in team history and the 24 points equaled the seventh-most for a Mojo player.
- Middle blocker Lauren Page scored nine points tallying four kills, four blocks and a service ace.
- Middle blockers Ronika Stone and Rainelle Jones each posted eight points with Stone collecting eight kills with a .412 hitting percentage, and Jones registering five kills, two blocks and a service ace.
- Setter DaYeong Lee led San Diego with 36 assists and added nine digs and outside hitter Elise McGhee had a career-best 10 digs in her second career start.
- San Diego has lost four-straight games, the longest losing streak in franchise history and just the third multi-game losing streak in team history.
- Dahlke continues to be one of the top players in the Pro Volleyball Federation in 2025, ranking third in kills per set (4.13) and fifth in points per set (4.42).
- Lee is fifth in the PVF in total assists with 339 total assists on the year and in assists per set averaging 10.27 per frame.
- Stone remains one of the most accurate attackers in the league, ranking eighth in the PVF this season with a .400 kill percentage, while also being a force in the middle, sitting 10th in total blocks (16) and blocks per set (0.48).
- In limited action this season, middle blocker Lauren Page has been a standout performer for the Mojo, totaling 10 blocks and 0.63 blocks per set, highlighted by two four-block games against Indy.
- Libero Shara Venegas has come up huge in court coverage, averaging 3.76 digs per set with 109 total digs on the season.

## OMAHA SUPERNOVAS OUTLOOK

- The Supernovas enter the match having won two of three matches on their recent road trip, including back-to-back wins over Indy and Atlanta.
- Outside hitter Brooke Nuneviller combined for 27 kills with a .361 hitting percentage in the two victories to go along with 27 digs.
- Reagan Cooper tallied 32 points in the two matches including a season-high 18 kills on a .357 hitting percentage versus the Vibe on Saturday.
- Middle blocker Kaitlyn Hord leads the PVF in total

## MOJO ALL-TIME TOP-10 CAREER KILLS

Rank/Player	Kills	Years
1. Temi Thomas-Ailara	330	2024
2. Ronika Stone	236	2024-pr.
4. Kendra Dahlke	224	2024-pr.
3. Lindsey Vander Weide	195	2024
5. Morgan Lewis	127	2024
6. Valeria Papa	97	2024
7. Willow Johnson	95	2024
8. Ali Bastianelli	65	2024
9. Hannah Tapp	57	2024
10. Maya Tabron	54	2025-pr.

## MOJO ALL-TIME TOP-10 CAREER BLOCKS

Rank/Player	Blocks	Years
1. Ronika Stone	67	2024-pr.
2. Ali Bastianelli	62	2024
3. Hannah Tapp	34	2024
4. Temi Thomas-Ailara	28	2024
Lindsey Vander Weide	28	2024
6. Morgan Lewis	22	2024
7. Kendra Dahlke	15	2024-pr.
8. DaYeong Lee	12	2025-pr.
9. Lauren Page	10	2025-pr.
10. Willow Johnson	9	2024

## MOJO ALL-TIME TOP-10 CAREER ASSISTS

Rank/Player	Assists	Years
1. Nootsara Tomkom	932	2024
2. DaYeong Lee	339	2025-pr.
3. August Raskie	140	2024
4. Shara Venegas	125	2024-pr.
5. Sarah Sponcil	12	2025-pr.
6. Ronika Stone	11	2024-pr.
7. Kendra Dahlke	10	2024-pr.
8. Hannah Tapp	9	2024
9. Nomaris Vélez	6	2024
10. Lindsey Vander Weide	5	2024

## MOJO ALL-TIME TOP-10 CAREER DIGS

Rank/Player	Digs	Years
1. Shara Venegas	454	2024-pr.
2. Nootsara Tomkom	269	2024
3. Temi Thomas-Ailara	251	2024
4. Lindsey Vander Weide	184	2024
5. Kendra Dahlke	177	2024-pr.
6. Valeria Papa	110	2024
7. Ronika Stone	103	2024-pr.
8. DaYeong Lee	98	2025-pr.
9. Morgan Lewis	84	2024
10. Willow Johnson	76	2024



blocks (29) and blocks per set (0.91), while ranking fifth in hitting percentage (.355).

- Reagan Cooper (4.24 points/set) and Brooke Nuneviller (4.18) are among the top scorers in the league.
- Setter Natalia Valentín-Anderson is sixth in the PVF in total assists (318) and assists per set (9.94).
- A trio of Omaha players rank in the top 10 in digs and digs per set. Camila Gómez leads the Novas and ranks second in the PVF with 131 digs and 3.97 per set. Valentín-Anderson is fourth with 3.75 digs per set and sixth with 120 total digs, and Nuneviller is seventh in total digs (119) and sixth in digs per set (3.61).

#### MOJO-SUPERNOVA CONNECTIONS

- San Diego libero Shara Venegas and Omaha setter Natalia Valentín-Anderson were teammates on the Puerto Rico National Team at the 2016 Rio Olympic Games, and played against each other in the Puerto Rico League from 2010-17 and 2021-23.
- Mojo middle blockers Ronika Stone and Lauren Page were teammates with the Novas' outside hitter Brooke Nuneviller at Oregon, while Tayyiba Haneef-Park was on the Ducks' staff as an assistant coach during Nuneviller's senior season in 2022.
- Outside hitter Kayla Luna spent three seasons at Pitt with Omaha's Vazquez Gomez for three seasons (2019-21).
- Middle blocker Rainelle Jones played alongside current Supernovas Kaitlyn Hord and Reagan Cooper while with the Columbus Fury during the 2024 PVF season.
- Outside hitter Jenaisya Moore and Omaha's Mac Podraza spent four seasons as teammates at Ohio State (2019-22).

#### DOUBLE-DOUBLES

PLAYER (#)	DATE	OPPONENT	STATS
DaYeong Lee	Jan. 9	at Orlando	34 assists, 10 digs
Kayla Lund	Jan. 9	at Orlando	10 kills, 10 digs
Kendra Dahlke	Jan. 11	at Columbus	17 kills, 17 digs
Maya Tabron	Jan. 11	at Columbus	14 kills, 16 digs
Kendra Dahlke (2)	Jan. 16	Orlando	14 kills, 18 digs
DaYeong Lee (2)	Jan. 16	Orlando	37 assists, 12 digs
Maya Tabron (2)	Jan. 16	Orlando	15 kills, 14 digs
Kendra Dahlke (3)	Jan. 19	at Omaha	18 kills, 12 digs
DaYeong Lee (3)	Jan. 19	at Omaha	46 assists, 14 digs
Kendra Dahlke (4)	Jan. 24	Indy	19 kills, 11 digs
DaYeong Lee (4)	Jan. 24	Indy	45 assists, 12 digs
Jenaisya Moore	Jan. 24	Indy	20 kills, 12 digs
DaYeong Lee (5)	Jan. 30	Atlanta	34 assists, 17 digs
Kendra Dahlke (5)	Feb. 13	at Indy	22 kills, 11 digs

#### MOJO ALL-STARS

- San Diego Mojo middle blocker Ronika Stone and libero Shara Venegas were named as the first-ever All-Star selections for the Mojo and will compete in the Inaugural All-Star Match on Saturday, Feb. 22 at Fishers Event Center in Indianapolis.
- Stone has played in and started all eight matches for the Mojo this season and is one of two San Diego players to appear in 29 sets. The San Jose, Calif. native has tallied 16 blocks, 54 kills and one service ace on the season for 71 total points, averaging 2.45 points per set, while also recording 36 digs and one assist. Her 16 blocks are tied for ninth in the PVF while her 0.55 blocks per set are seventh best in the league.
- Venegas has appeared in seven matches with seven starts and appeared in 25 sets. For the year, the Puerto Rico native has 100 digs, the 10th-most in the league, and 25 assists. She is averaging four digs per set, the second-highest ranking in the PVF.

#### HANEEF-PARK NAMED TO U.S. NATIONAL TEAM COACHING STAFF

- Mojo head coach Tayyiba Haneef-Park has been named to the U.S. Women's National Team coaching staff, USA Volleyball and head coach Erik Sullivan this week, as the team prepares for the 2028 Los Angeles Olympic Games. She will continue leading the Mojo while serving as an assistant with Team USA.

**"I fell in love with the Olympics in the Los Angeles 1984 games," Haneef-Park said. "One of the greatest honors of my life has been to represent USA on that stage. I am deeply humbled and excited to work with Erik in this full circle moment and be a part of a podium push with this incredible staff and team for the 2028 Olympic Games in Los Angeles."**

- A three-time Olympian and two-time silver medalist (Beijing 2008, London 2012), Haneef-Park brings first-hand Olympic experience and a winning mentality to her new role. The 2024 Pro Volleyball Federation Coach of the Year, she guided San Diego to the PVF Championship semifinals during the league's inaugural season.
- Prior to joining the Mojo, Haneef-Park held assistant coaching roles at Oregon and the Arizona, as well as extensive experience with USA Volleyball's National Team Development Program. Last year, she was an assistant coach with the U.S. Women's National Team that won silver at the NORCECA Pan Am Cup and NORCECA Final 6. In 2019, she led the U.S. Women to gold at the NORCECA Champions Cup. She was also an assistant coach with the U.S. Women's Collegiate Team from 2021-23.





## DAHLKE DOES IT ALL

- Outside hitter Kendra Dahlke has started the season strong, posting five double-doubles in the first nine games of the season, besting her total from all of last season.
- Dahlke has totaled 128 kills this year, topping her total of 96 for the 2024 season, and has reached 100 points scored for the second-straight year, the first Mojo player with multiple 100-point seasons.
- The Fallbrook High alum has tallied at least 10 kills in each of the last eight matches, the longest streak in Mojo history.
- She has scored at least 13 points in each of the last eight games after scoring in double-digits in five games last season.
- Dahlke picked up her first double-double of the season in a win at Columbus, totaling 17 kills and 17 digs, then notched another one the following match with 14 kills and 18 digs versus Orlando. She added a third at defending PVF champion Omaha with a season-best 18 kills while tallying 12 digs, then picked up her fourth-straight (19 kills, 11 digs) in a home win over Indy.
- Dahlke has tallied six service aces this season including at least one in each of the last four games. She has posted two in each of the last two games.
- In 2024, she was among the top scorers for the Mojo, highlighted by a 23-point match at Orlando on April 14 that is the fifth-best scoring output in team history.
- Dahlke had 65 attacks in the Mojo's five-set win at Orlando on April 14, the most in a four-set match for the Mojo and the second-most overall.
- She also had 27 points in the victory, tied for the fourth-most in a match in Mojo history.

## LEE COMMANDS THE FLOOR

- Veteran setter DaYeong Lee has made an immediate impact in her first year in the league, currently ranking fifth in total assists (339) and assists per set (10.27).
- The native of South Korea has tallied five double-doubles on the year, the fifth-most for a season and career in Mojo history.
- Lee has tallied 12 blocks this season, the eighth-most in a season in team history, while her 12 career blocks already rank as the seventh most.
- She had at least two blocks in five-straight games from January 19-30.
- In the Mojo's home win over Indy, Lee collected her fourth double-double of the season, tallying 45 assists and 12 digs, while also posting a pair of blocks and two kills in the Mojo's thrilling victory over first-place Indy.
- She averaged 11.25 assists and three digs per set, while leading an offense that had almost all of the Mojo hitters have their highest-rated efficiency performances.

## STONE COLD

- Middle blocker Ronika Stone has been a force in the middle for the Mojo, racking up 16 blocks in the first eight games, including four on the road against Omaha.
- Stone's 67 career blocks are the most in Mojo history, while the 2025 All-Star's 16 this year are seventh-best in team history.
- Stone was selected by the league's coaches to the PVF Preseason All-League Team.
- She earned 2024 All-Pro Volleyball Federation Second Team honors after leading the league with league in a .336 hitting percentage.
- Last season, Stone equaled the team-record with three services aces in a victory over Omaha on April 2.

## VENEGAS WITH THE COURT COVERAGE

- All-Star libero Shara Venegas has picked up right where she left off last season, ranking fifth in the league with 4.76 digs per set while collecting 109 digs.
- She has had at least 13 digs in six of eight matches played, including a 16-dig performance against Vegas on Feb. 7 that are the most-ever for a Mojo player in a three-set match.

- Last year, she led the Mojo last season and was fourth in the league with 345 total digs and ranked second on the team with 3.63 digs per set.
- She had season highs of 23 digs against Omaha on April 2 and April 23.
- Her 23 digs against Omaha on April 2 occurred in a four-set match.

## GIMMIE MOORE

- Outside hitter Jenaisya Moore had a career day for the Mojo in San Diego's four-set victory over Indy on Jan. 24.
- Moore had a Mojo season-high 24 points, collecting her first double-double of the season with 20 kills and 12 digs.
- The 24 points and 20 kills established career highs, while also posting a career best with three blocks and adding a service ace -- which equaled a personal best.
- Moore's 24 points in the match are the seventh-most in Mojo history and the 20 kills are tied for 10th.
- Her 12 digs marked her first outing with double-digits this season and the fourth of her PVF career.

## TABRON TAKES CHARGE

- Rookie outside hitter Maya Tabron is off to a hot start in her professional career, notching double-figures in kills in each of her first three games and four overall, while twice leading the Mojo in scoring.
- The Gilroy, Calif. native tallied 10 kills in her debut against Orlando on January 9 and collected 14 in a road win at Columbus before posting a career-best 15 kills in her home debut against the Valkyries.

## MCGHEE SHINES IN FIRST CAREER START

- Rookie outside hitter Elise McGhee impressed in her first career start against Vegas on February 7 at Viejas Arena.
- The San Antonio native had a team-leading 17 points, hitting .324 with 16 kills and one block.
- Her 17 points and 16 kills both established career highs, while also collecting six digs for the Mojo.
- The 16 kills also equaled a Mojo record for kills in a three-set match.

## BLACKWELL BACK HOME

- Blackwell has been a consistent presence in the middle for the Mojo, starting all eight games this season and posting seven blocks in 22 sets.
- Prior to playing at Nebraska, rookie Leyla Blackwell helped guide the San Diego Toreros to the 2022 NCAA Semifinals.
- A native San Diegan, Blackwell was a three-time first-team All-WCC selection for the Toreros.

## PITTMAN COMING UP ACES

- Middle blocker Regan Pittman has shown her versatility this season, opening the year as the starting opposite for the Mojo, but her impact has also been felt at the service line.
- Heading into San Diego's sixth match of the season, Pittman was tied for sixth in the league with four service aces.
- She picked up her first of the year in the season-opener at Orlando.
- Pittman tallied two aces in San Diego's win at Columbus, tied for the fourth-most in San Diego history and tied for the top mark in a four-set match.

## LUND MAKES AN IMPACT

- Outside hitter Kayla Lund made her presence felt immediately for the Mojo, scoring the first point of the PVF season in the opener against Orlando.
- Lund went on to tie for a team-leading 10 kills, while also posting the most swings with 31. She tallied her first double-double of the season by adding 10 digs.

## CALIFORNIA LOVE

- Six Mojo players are native Californians, the most players to hail from a single state on any roster in the Pro Volleyball Federation and the most to play in their home state.
- The Mojo roster includes San Diegan locals Kendra Dahlke (Bonsall, Calif./ Fallbrook HS) and Leyla Blackwell (San Diego, Calif./La Jolla HS/USD).
- Kayla Lund (Pasadena, Calif.) and Lauren Page (Chino, Calif.) are SoCal natives, while Ronika Stone (San Jose, Calif.) and Maya Tabron (Gilroy, Calif.) are NorCal natives.
- Sarah Sponcil also has Golden State ties, having played as a graduate student at UCLA.

## TEAMMATES ONCE AGAIN

- Outside hitter Kendra Dahlke and middle blocker Lauren Page were previously teammates during their club days, competing with Coast Volleyball Club prior to their collegiate careers.
- During their senior year of club in 2015, the duo helped Coast Volleyball Club win bronze at the Junior Olympics in New Orleans.
- Page was also a college teammate of middle blocker Ronika Stone for three seasons at Oregon from 2016-18.
- While at Oregon, Page and Stone helped the Ducks go a combined 62-33 (.653) with three appearances in the NCAA Tournament, including an Elite Eight run in 2018.
- Rainelle Jones and Jenaisya Moore were teammates at Metro Volleyball Club in Washington, D.C., helping lead the team two nationals appearances.

## ROOKIES MAKING THEIR MARK

- Three Mojo rookies made their professional debuts in the season opener against Orlando.
- Outside hitter Maya Tabron started tied for the team lead with 10 kills while also adding eight digs.
- Middle blocker Leyla Blackwell also started, collecting seven kills and hitting a team-high .417.
- Elise McGhee entered in the second set and played two frames in her first professional appearance.

## OLYMPIC REPRESENTATION

- A pair of Mojo players have represented their nation in the Olympic Games.
- Libero Shara Venegas competed with Puerto Rico at the 2016 Olympic Games Rio, the first team in the history of Puerto Rico volleyball to play in the Olympic games.
- Libero/Setter Sara Sponcil represented the USA in beach volleyball at the

2020 Tokyo Olympics, taking ninth place with partner Kelly Claes.

- Additionally, head coach Tayyiba Haneef-Park represented the United States at three Olympic Games, winning silver with Team USA at the 2008 Beijing Olympics and 2012 London Olympics.
- Mojo assistant coach Deitre Collins-Parker also played for Team USA in the Olympics, competing at the 1988 Seoul Olympics.

## COACH 'EM UP

- Outside hitters Kendra Dahlke and Kayla Lund double as players and coaches in their professional careers, competing at the highest level of volleyball in the United States with the Mojo, while also serving in the collegiate coaching ranks.
- Dahlke has served as an assistant coach at UC Davis for the last three seasons, helping the Aggies to a 19-10 record in 2024, the most for the program since 2011.
- Lund began kicked off her coaching career as an assistant at Brown University, helping second-year coach Taylor Virtue guide the team to a fourth-place finish in the Ivy League.

## MOJO DRAFTEES MAKE NOISE IN NCAA TOURNAMENT

- All four San Diego Mojo selections in the 2024 PVF Draft had their collegiate teams compete in the NCAA Championship Tournament.
- Middle blocker Leyla Blackwell, drafted in the fourth round, advanced to the Final Four with the Nebraska Cornhuskers.
- First-round selection Devyn Robinson and the Wisconsin Badgers advanced to the regional final, falling to the Huskers in Lincoln.
- Third round selection Maya Tabron (SMU) and fifth round pick Elise McGhee (Baylor) both helped lead their teams to first-round victories in the tournament.

## FIVE-SET THRILLERS

- The Mojo played in a league-high 10 five-set matches in 2024 with a record of 6-4 in such matches.
- San Diego's six five-set victories were the most in the Pro Volleyball Federation.
- The Mojo appeared in a league-record six consecutive five-set matches during in April 2024, going 4-2 in those matches.

## DOWN BUT NOT OUT

- After starting last season with three-straight road losses and dropping five of six contests overall to start the year, the Mojo finished the season 12-6 for a .667 winning percentage.
- Six of San Diego's 13 wins last season took a full five sets, while another six took four.





**WELCOME TO PRO VOLLEYBALL FEDERATION**

• As the premier professional volleyball league in North America, Pro Volleyball Federation has attracted some of the sport's top talent, including some of America's greatest volleyball players and coaches and elite players from around the world. Starting in 2024, Pro Volleyball Federation will play with a league format with teams playing in major league arenas across North America and owned by pro owners and team operators.

**EXTENSIVE AND EXPANDED NATIONAL BROADCAST SCHEDULE ANNOUNCED**

• With the highly anticipated second season about to begin, Pro Volleyball Federation (PVF) has announced the extensive schedule of nationally broadcast matches airing on CBS and FOX Sports outlets.

• The action begins with on January 9, when the San Diego Mojo takes on the Orlando Valkyries in the season-opener, airing on FS2. During the first 11 days of the regular season, fans can see head-to-head action in four nationally broadcast matches, showcasing seven of PVF's eight teams.

**PVF TELEVISION COVERAGE EXPANDS TO FS1, FS2**

• Pro Volleyball Federation (PVF) has announced its latest television agreement with FS1 and FS2, expanding its television coverage with 12 additional nationally televised matches in 2025.

• The deal includes four matches airing on FS1 and eight on FS2, bringing PVF's total national television footprint to over 24 matches across multiple premier linear and over-the-air networks - the most extensive television coverage in professional volleyball. The new agreement supports PVF's mission to enhance exposure for professional volleyball through increased national coverage, which is coming at a pivotal time as the sport continues to experience dramatic growth in popularity.

**PVF MAKES HISTORY WITH INAUGURAL ALL-STAR MATCH TO AIR NATIONALLY ON CBS**

• Pro Volleyball Federation (PVF), the leading professional volleyball league in the United States, has announced its inaugural All-Star Match, set to take place on Saturday, February 22, 2025 at Fishers Event Center. The event will showcase the league's top talent and give fans a unique opportunity to witness the best in professional volleyball.

• In a historic first for professional volleyball, CBS Television Network will air the match on its national broadcast outlet. This landmark moment underscores PVF's commitment to elevating the sport and bringing professional women's volleyball to a broader audience.

**SPALDING CONTINUES AS OFFICIAL NET EQUIPMENT SUPPLIER**

• Spalding, a leader in sports equipment innovation, and Pro Volleyball Federation,

North America's premier women's professional volleyball league, have announced the extension of their partnership, with Spalding continuing as the league's Official Volleyball Net Equipment Supplier through the next four years into 2027.

• Building on the league's successful inaugural season, where Pro Volleyball Federation teams played before nearly 400,000 fans and achieved significant social media growth, Spalding remains committed to enhancing the player and fan experience with its industry-leading Freestanding Volleyball Systems. Since joining forces in 2024, Spalding has supplied the league with its innovative Freestanding Volleyball Systems, which eliminate the need for permanent installations, offering unmatched flexibility and ease of use. This cutting edge equipment has played an integral role in providing a seamless on-court experience throughout the league's first year.

**2025 STANDINGS (Through February 14)**

	Overall					Match Result Details					Sets			Points		
	W	L	Pct.	H	A	Pts	3-0	3-1	3-2	2-3	Won	Lost	Ratio	Won	Lost	Ratio
Vegas Thrill	7	2	.778	5-1	2-1	17	1	2	4	0	22	16	.579	818	812	.502
Omaha Supernovas	6	3	.667	2-1	4-2	18	4	1	1	1	21	12	.636	753	701	.518
Orlando Valkyries	6	4	.600	3-1	3-3	20	3	3	0	2	24	15	.615	883	813	.521
Indy Ignite	5	4	.556	4-1	1-3	15	2	2	1	1	19	16	.543	785	761	.508
Atlanta Vibe	5	5	.500	2-3	3-2	15	1	3	1	1	19	20	.487	864	856	.502
Grand Rapids Rise	4	5	.444	2-2	2-3	12	2	0	2	2	17	19	.472	778	785	.498
<b>San Diego Mojo</b>	<b>3</b>	<b>6</b>	<b>.333</b>	<b>1-3</b>	<b>2-3</b>	<b>9</b>	<b>0</b>	<b>3</b>	<b>0</b>	<b>0</b>	<b>12</b>	<b>21</b>	<b>.364</b>	<b>704</b>	<b>773</b>	<b>.477</b>
Columbus Fury	1	8	.111	1-5	0-3	5	0	0	1	3	11	26	.297	753	837	.474



## 2025 SAN DIEGO MOJO MATCH NOTES | 2025 SCHEDULE AND RESULTS

OVERALL RECORD: 3-6 [HOME: 1-3, AWAY: 2-3, NEUTRAL: 0-0]

#	DAY	DATE	OPPONENT	W/L	SCORE	SET SCORES
1	Thursday	January 9	at Orlando	L	0-3	18-25, 18-25, 22-25
2	Saturday	January 11	at Columbus	W	3-1	25-18, 21-25, 25-19, 25-22
3	Thursday	January 16	Orlando	L	1-3	23-25, 25-20, 16-25, 15-25
4	Sunday	January 19	at Omaha	W	3-1	20-25, 25-19, 25-22, 25-22
5	Friday	January 24	Indy	W	3-1	18-25, 25-17, 30-28, 25-19
6	Thursday	January 30	Atlanta	L	1-3	15-25, 26-24, 17-25, 20-25
7	Sunday	February 2	at Grand Rapids	L	0-3	19-25, 22-25, 22-25
8	Friday	February 7	Vegas	L	0-3	22-25, 19-25, 20-25
9	Thursday	February 13	at Indy	L	1-3	21-25, 14-25, 25-18, 15-25
10	Sunday	February 16	at Omaha			
11	Thursday	February 20	Omaha			
12	Thursday	February 27	Grand Rapids			
13	Saturday	March 1	Columbus			
14	Wednesday	March 5	at Grand Rapids			
15	Sunday	March 9	Grand Rapids			
16	Thursday	March 13	at Orlando			
17	Saturday	March 15	at Atlanta			
18	Wednesday	March 19	Orlando			
19	Friday	March 28	at Atlanta			
20	Sunday	March 30	at Vegas			
21	Tuesday	April 8	Atlanta			
22	Saturday	April 12	Omaha			
23	Wednesday	April 16	at Columbus			
24	Saturday	April 19	Vegas			
25	Friday	April 25	at Vegas			
26	Sunday	April 27	at Indy			
27	Thursday	May 1	Columbus			
28	Saturday	May 3	Indy			

### RECORD WHEN...

Overall .....	3-6
Home .....	1-3
Away .....	2-3
Neutral .....	0-0
In Three Sets .....	0-3
In Four Sets .....	3-3
In Five Sets .....	0-0
Winning First Set .....	1-0
Losing First Set .....	2-6
Winning First Two Sets .....	0-0
Losing First Two Sets .....	0-4
Splitting First Two Sets .....	3-2
Leading 2-1 .....	3-0
Trailing 1-2 .....	0-3

Leading in Kills .....	1-0
Trailing in Kills .....	2-6
Tied in Kills .....	0-0
Leading in Aces .....	1-2
Trailing in Aces .....	1-3
Tied in Aces .....	1-1
Leading in Blocks .....	2-0
Trailing in Blocks .....	1-6
Tied in Blocks .....	0-0
Leading in Digs .....	2-2
Trailing in Digs .....	1-3
Tied in Digs .....	0-1
Leading in Assists .....	1-1
Trailing in Assists .....	2-5
Tied in Assists .....	0-0

On Monday .....	0-0
On Tuesday .....	0-0
On Wednesday .....	0-0
On Thursday .....	0-3
On Friday .....	1-2
On Saturday .....	1-0
On Sunday .....	1-1
In January .....	3-3
In February .....	0-3
In March .....	0-0
In April .....	0-0
In May .....	0-0
Blue Jersey .....	1-3
White Jersey .....	1-2
Yellow Jersey .....	1-1

## 2025 STARTERS

Date	Opponent	W/L	Score	Setter	OH	OH	MB	MB	OPP	Libero
Jan. 9	at Orlando	L	0-3	Lee	Lund	Tabron	Blackwell	Stone	Pittman	Venegas
Jan. 11	at Columbus	W	3-1	Lee	Lund	Tabron	Blackwell	Stone	Pittman	Hiapo
Jan. 16	Orlando	L	1-3	Lee	Dahlke	Tabron	Blackwell	Stone	Pittman	Venegas
Jan. 19	at Omaha	W	3-1	Lee	Dahlke	Tabron	Blackwell	Stone	Pittman	Venegas
Jan. 24	Indy	W	3-1	Lee	Dahlke	Moore	Blackwell	Stone	Pittman	Venegas
Jan. 30	Atlanta	L	1-3	Lee	Dahlke	Moore	Blackwell	Stone	Page	Venegas
Feb. 2	at Grand Rapids	L	0-3	Lee	Tabron	Moore	Blackwell	Stone	Dahlke	Venegas
Feb. 7	Vegas	L	0-3	Lee	Dahlke	Moore	Blackwell	Stone	McGhee	Venegas
Feb. 13	at Indy	L	1-3	Lee	Dahlke	Moore	Page	Stone	McGhee	Venegas
Feb. 16	at Omaha									
Feb. 20	Omaha									
Feb. 27	Grand Rapids									
Mar. 1	Columbus									
Mar. 5	at Grand Rapids									
Mar. 9	Grand Rapids									
Mar. 13	at Orlando									
Mar. 15	at Atlanta									
Mar. 19	Orlando									
Mar. 28	at Atlanta									
Mar. 30	at Vegas									
Apr. 8	Atlanta									
Apr. 12	Omaha									
Apr. 16	at Columbus									
Apr. 19	Vegas									
Apr. 25	at Vegas									
Apr. 27	at Indy									
May 1	Columbus									
May 3	Indy									

## 2025 INDIVIDUAL MATCH-BY-MATCH LEADERS

OPPONENT	KILLS	ATTACKS	ACES	ASSISTS	DIGS	BLOCKS	POINTS
at Orlando (1/9)	Lund (10) Tabron (10)	Lund (31)	Pittman (1)	Lee (34)	Venegas (13)	Pittman (1) Stone (1)	Lund (10) Tabron (10)
at Columbus (1/11)	Dahlke (17)	Tabron (56)	Pittman (2)	Lee (41)	Dahlke (17)	Tabron (4)	Tabron (19)
Orlando (1/16)	Tabron (15)	Tabron (45)		Lee (37)	Dahlke (18)	Tabron (4)	Tabron (16)
at Omaha (1/19)	Dahlke (18)	Dahlke (45)	Jones (1) Pittman (1)	Lee (46)	Venegas (17)	Stone (4)	Dahlke (19)
Indy (1/24)	Moore (20)	Dahlke (56) Moore (56)	Moore (1)	Lee (45)	Venegas (18)	Page (4)	Moore (24)
Atlanta (1/30)	Dahlke (13)	Dahlke (43)	Dahlke (1) McGhee (1) Stone (1)	Lee (34)	Lee (17)	Lee (2) Page (2) Stone (2)	Dahlke (14) Stone (14)
at Grand Rapids (2/2)	Dahlke (12)	Dahlke (30)	Blackwell (2) Lee (2)	Lee (36)	Lee (7) McGhee (7)	Blackwell (2) Tabron (2)	Dahlke (14)
Vegas (2/7)	McGhee (16)	McGhee (37)	Dahlke (2)	Lee (30)	Venegas (16)	Dahlke (1) Lee (1) McGhee (1) Stone (1)	McGhee (17)
at Indy (2/13)	Dahlke (22)	Dahlke (52)	Dahlke (2)	Lee (36)	Dahlke (11)	Page (4)	Dahlke (24)
at Omaha (2/16)							
Omaha (2/20)							
Grand Rapids (2/27)							
Columbus (3/1)							
at Grand Rapids (3/5)							
Grand Rapids (3/9)							
at Orlando (3/13)							
at Atlanta (3/15)							
Orlando (3/19)							
at Atlanta (3/28)							
at Vegas (3/30)							
Atlanta (4/8)							
Omaha (4/12)							
at Grand Rapids (4/16)							
Vegas (4/19)							
at Vegas (4/25)							
at Indy (4/27)							
Columbus (5/1)							
Indy (5/3)							



## 2025 TEAM MATCH-BY-MATCH STATISTICS

DATE	MATCHUP	KILLS	ATTACKS	ATTACK %	ASSISTS	DIGS	BLOCKS	ACES	SERVICE ERRORS
01/09	San Diego (L, 0-3) at Orlando	39 44	126 116	.175 .319	36 40	46 58	2 5	1 4	10 8
01/11	San Diego (W, 3-1) at Columbus	50 52	162 165	.198 .158	45 49	73 80	13 9	4 4	10 13
01/16	San Diego (L, 1-3) Orlando	47 64	163 162	.176 .302	44 59	75 75	8 10	0 3	7 16
01/19	San Diego (W, 3-1) at Omaha	56 62	132 168	.356 .250	52 54	73 58	8 5	2 1	15 15
01/24	San Diego (W, 3-1) Indy	60 49	171 160	.181 .144	54 47	78 60	14 15	1 3	6 8
01/30	San Diego (L, 1-3) Atlanta	45 63	152 154	.145 .318	44 60	67 78	6 6	3 9	9 15
02/02	San Diego (L, 0-3) at Grand Rapids	40 42	113 104	.168 .288	39 41	37 51	7 15	6 5	6 3
02/07	San Diego (L, 0-3) Vegas	39 45	105 107	.219 .318	38 44	46 43	4 10	3 4	8 7
02/13	San Diego (L, 1-3) Indy	51 57	152 137	.184 .343	49 55	56 69	6 6	4 3	7 8
02/16	San Diego at Omaha								
02/20	San Diego Omaha								
02/27	San Diego Grand Rapids								
03/01	San Diego Columbus								
03/05	San Diego at Grand Rapids								
03/09	San Diego Grand Rapids								
03/13	San Diego at Orlando								
03/15	San Diego at Atlanta								
03/19	San Diego Orlando								
03/28	San Diego at Atlanta								
03/30	San Diego at Vegas								
04/08	San Diego Atlanta								
04/12	San Diego Omaha								
04/16	San Diego at Grand Rapids								
04/19	San Diego Vegas								
04/25	San Diego at Vegas								
04/27	San Diego at Indy								
05/01	San Diego Columbus								
05/03	San Diego Indy								



# TAYYIBA HANEEF-PARK

## HEAD COACH

The 2024 Pro Volleyball Federation Coach of the Year, Tayyiba Haneef-Park is a three-time Olympian with the United States. Haneef-Park won silver with Team USA at the 2008 Beijing Olympics and 2012 London Olympics.

Last season, Haneef-Park led the Mojo to a 13-11 regular-season record and No. 3 seed in the PVF playoffs in their first season. The club started 2-6 before winning 11 of its next 16 games to qualify for the postseason, falling one set short of reaching the championship match.

Prior to joining the Mojo, she spent 2022 as an assistant coach with Oregon Volleyball, during which the Ducks sported a 26-6 record, including a 17-3 mark in Pac-12 play. The 17 conference wins were a program record. Haneef-Park also spent two seasons (2015-16) as an assistant coach with Arizona Beach Volleyball, helping the Wildcats to a 38-10 record.

### THE HANEEF-PARK FILE

#### PERSONAL

Hometown ..... Laguna Beach, Calif.  
Education ..... Long Beach State (2001)  
Spouse ..... Anthony Park  
Children ..... Two

#### YEAR-BY-YEAR

Year	School	AS HEAD COACH Record	Postseason
2025	San Diego	3-6	
2024	San Diego	13-11	Semifinals

REGULAR SEASON ..... 16-17 (.485)  
POSTSEASON ..... 0-1 (.000)  
OVERALL RECORD ..... 16-18 (.471)

#### AS ASSISTANT COACH (COLLEGE)

Year	School (Position)	Postseason
2022	Oregon (Assistant Coach)	Elite Eight
2016	Arizona (Assistant Beach Coach)	Elite Eight
2015	Arizona (Assistant Beach Coach)	Final Four

In addition to her Olympic performances, Haneef-Park contributed to notable achievements such as a gold medal at the 2012 FIVB World Grand Prix and bronze finishes at the 2003 and 2004 Grand Prix.

Haneef-Park played professionally for 11 years from 2001-12 with stops in Italy, Japan, Russia, Turkey and Azerbaijan. She began coaching in 2014, serving as an assistant on collegiate staffs with Arizona from 2014-16 and Oregon from 2022-23. She has also served as an assistant with various USA Volleyball teams during that time, but recently helping the United States win silver at the Pan American Cup in August and NORCECA Final Six in June.

Collegiately, Haneef-Park was a 2001 All-American at Long Beach State and helped The Beach to a national championship in 1998 and a runner-up finish in 2001. She also competed in track & field for Long Beach State and was a three-time All-American in the high jump.

## COACHING STAFF



DEITRE COLLINS-PARKER  
ASSISTANT COACH



NOEL CARPIO  
ASSISTANT COACH



# RAINELLE JONES

#1

MIDDLE BLOCKER | 6-4 | Oxon Hill, Md. (Maryland)

- Played with the Columbus Fury in 2024.
- Appeared in all 24 matches for Columbus in the inaugural 2024 Pro Volleyball Federation season, starting 17 matches and playing in 69 sets. She registered 85 kills, 35 blocks, 28 digs and nine service aces for the Fury.
- Competed with Pallavolo Pinerolo of the Italian Serie A1 league in 2022-23.
- Was a five-year starter at the University of Maryland (2018-22).
- Concluded her Terrapin career as the program's all-time leader in total blocks (718) and block assists (654).
- Ranked third in all-time in Big Ten history in block assists and fifth in total blocks.
- Led the NCAA with in blocks per set in 2021 (1.73) and 2022 (1.59).
- 2022 Volleyball Magazine All-America Honorable Mention.
- Second-team All-Big Ten selection in 2022.

## MATCH-BY-MATCH

Date	Opponent	W/L	SP	POINTS	SERVE			RECEPTION				ATTACKS						BLOCK	OTHER	
				Total	Total	Error	Ace	Total	Error	Pos%	Perf%	Total	Error	Blk	Kill	Kill%	Eff%	Total	Dig	Assist
1/9	at Orlando	L										DNP								
1/11	at Columbus	W										DNP								
1/16	Orlando	L										DNP								
1/19	at Omaha	W	2	5	8	4	1	1	0	0%	0%	5	0	0	4	80%	.800	0	0	0
1/24	Indy	W										DNP								
1/30	Atlanta	L										Practice Squad								
2/2	at Grand Rapids	L										Practice Squad								
2/7	Vegas	L	1	1	3	1	0	0	0	-	-	1	0	0	1	100%	1.000	0	0	1
2/13	at Indy	L	2	8	6	1	1	1	0	100%	0%	16	3	1	5	31%	.062	2	0	0
2/16	at Omaha																			
2/20	Omaha																			
2/27	Grand Rapids																			
3/1	Columbus																			
3/5	at Grand Rapids																			
3/9	Grand Rapids																			
3/13	at Orlando																			
3/15	at Atlanta																			
3/19	Orlando																			
3/28	at Atlanta																			
3/30	at Vegas																			
4/8	Atlanta																			
4/12	Omaha																			
4/16	at Columbus																			
4/19	Vegas																			
4/25	at Vegas																			
4/27	at Indy																			
5/1	Columbus																			
5/3	Indy																			
Total (3)			5	14	17	6	2	2	0	-	-	22	3	1	10	46%	.273	2	0	1
Set Avg.			-	2.80	3.40	1.20	0.40	0.40	0.00	-	-	4.40	0.60	0.20	2.00	46%	.273	0.40	0.00	0.20

## PVF CAREER STATISTICS

YR	TEAM	GP	SP	POINTS	SERVE			RECEPTION		ATTACKS						BLOCK	OTHER	
				Total	Total	Error	Ace	Total	Error	Total	Error	Blk	Kill	Kill%	Eff%	Total	Dig	Assist
2024	Columbus	24	69	127	153	28	9	9	1	218	16	13	85	39%	.256	33	28	2
2025	San Diego	3	5	14	17	6	2	2	0	22	3	1	10	46%	.273	2	0	1
Total		26	74	141	170	34	11	11	1	240	19	14	95	40%	.258	35	28	3
Set Avg.		-	-	1.91	2.30	0.46	0.15	0.15	0.01	3.24	0.26	0.19	1.28	40%	.258	0.47	0.38	0.04





# SHARA VENEGAS

#2

LIBERO | 5-7 | Toa Baja, Puerto Rico (Universidad Metropolitana)


- Appeared in all 24 regular season matches with 23 starts for the Mojo in the inaugural 2024 Pro Volleyball Federation season, collecting 345 digs and dishing out 96 assists. She ranked fourth in the league in both digs and digs per set (3.63).
- Olympic Games Rio, 2016 (First team in the history of Puerto Rico volleyball to play in the Olympic games)
- 12+ years Puerto Rico League (7-time champion)
- 12+ years Puerto Rico National Team (2009-23)
- Four Volleyball World Championships, 2010-22
- Three Central Americans and Caribbean Games (Bronze and Silver Medal)
- Two Panamericans Games
- Five-time NORCECA (Silver and Bronze Medalist)
- Five-time Pan American Cup (Silver and Bronze Medalist)

## MATCH-BY-MATCH

Date	Opponent	W/L	SP	POINTS	SERVE			RECEPTION				ATTACKS						BLOCK	OTHER	
				Total	Total	Error	Ace	Total	Error	Pos%	Perf%	Total	Error	Blk	Kill	Kill%	Eff%	Total	Dig	Assist
1/9	at Orlando	L	3	0	0	0	0	11	1	36%	9%	0	0	0	0	-	-	0	13	2
1/11	at Columbus	W						Practice Squad												
1/16	Orlando	L	4	0	0	0	0	8	0	75%	25%	0	0	0	0	-	-	0	16	3
1/19	at Omaha	W	4	0	0	0	0	17	0	59%	24%	0	0	0	0	-	-	0	17	2
1/24	Indy	W	4	0	0	0	0	8	0	38%	0%	0	0	0	0	-	-	0	18	6
1/30	Atlanta	L	4	0	0	0	0	18	0	50%	11%	0	0	0	0	-	-	0	14	6
2/2	at Grand Rapids	L	3	0	0	0	0	12	0	42%	17%	0	0	0	0	-	-	0	6	2
2/7	Vegas	L	3	0	0	0	0	8	0	62%	25%	0	0	0	0	-	-	0	16	4
2/13	at Indy	L	4	0	0	0	0	20	0	60%	35%	0	0	0	0	-	-	0	9	4
2/16	at Omaha																			
2/20	Omaha																			
2/27	Grand Rapids																			
3/1	Columbus																			
3/5	at Grand Rapids																			
3/9	Grand Rapids																			
3/13	at Orlando																			
3/15	at Atlanta																			
3/19	Orlando																			
3/28	at Atlanta																			
3/30	at Vegas																			
4/8	Atlanta																			
4/12	Omaha																			
4/16	at Columbus																			
4/19	Vegas																			
4/25	at Vegas																			
4/27	at Indy																			
5/1	Columbus																			
5/3	Indy																			
Total (8)			29	0	0	0	0	102	1	-	-	0	0	0	0	-	-	0	109	29
Set Avg.			-	0.00	0.00	0.00	0.00	3.52	0.03	-	-	0.00	0.00	0.00	0.00	-	-	0.00	3.76	1.00

## PVF CAREER STATISTICS

YR	TEAM	GP	SP	POINTS	SERVE			RECEPTION		ATTACKS						BLOCK	OTHER	
				Total	Total	Error	Ace	Total	Error	Total	Error	Blk	Kill	Kill%	Eff%	Total	Dig	Assist
2024	San Diego	24	95	1	2	1	0	437	13	1	0	0	1	100%	1.000	0	345	96
2025	San Diego	8	29	0	0	0	0	102	1	0	0	0	0	-	-	0	109	29
Total		32	124	1	2	1	0	539	14	1	0	0	1	100%	1.000	0	454	125
Set Avg.		-	-	0.01	0.02	0.01	0.00	4.49	0.12	0.01	0.00	0.00	0.01	100%	1.000	0.00	3.78	1.04



# KYLIE COLE

#6

**SETTER | 6-1 | Coppell, Texas (NC State)**

- Cole began the 2024 season with the Atlanta Vibe before joining the San Diego Mojo in March.
- In addition to her time with the Mojo and the Vibe, Cole has competed with Athletes Unlimited, playing in the league during the 2020-21 season. She began her professional career in France, playing with Terville-Florange OC in 2019-20 place ninth in the French Cup.
- Cole earned AVCA All-America, AVCA All-East Region and All-ACC First Team honors at NC State in 2017, establishing a rally-scoring era (2001-pres.) program record with 1,301 assists on the year and helping the Wolfpack advance to the second round of the NCAA tournament for the first time in program history.
- Prior to arriving in Raleigh, Cole began her collegiate career at Arizona State in 2015-16, appearing in 59 matches (199 sets) and totaling 1,196 assists, 26 aces and 304 digs over her two seasons with the Sun Devils. She recorded 64 assists against Arizona on Nov. 26, 2016, the tenth-most in the ASU rally-scoring era.
- A native of Coppell, Texas, Cole is married to Las Vegas Raiders punter AJ Cole.

## MATCH-BY-MATCH

Date	Opponent	W/L	SP	POINTS		SERVE			RECEPTION				ATTACKS					BLOCK		OTHER	
				Total		Total	Error	Ace	Total	Error	Pos%	Perf%	Total	Error	Blk	Kill	Kill%	Eff%	Total	Dig	Assist
1/9	at Orlando	L											Practice Squad								
1/11	at Columbus	W											Practice Squad								
1/16	Orlando	L											Practice Squad								
1/19	at Omaha	W											Practice Squad								
1/24	Indy	W											Practice Squad								
1/30	Atlanta	L											Practice Squad								
2/2	at Grand Rapids	L											Practice Squad								
2/7	Vegas	L											Practice Squad								
2/13	at Indy	L											Practice Squad								
2/16	at Omaha	L											Practice Squad								
2/20	Omaha																				
2/27	Grand Rapids																				
3/1	Columbus																				
3/5	at Grand Rapids																				
3/9	Grand Rapids																				
3/13	at Orlando																				
3/15	at Atlanta																				
3/19	Orlando																				
3/28	at Atlanta																				
3/30	at Vegas																				
4/8	Atlanta																				
4/12	Omaha																				
4/16	at Columbus																				
4/19	Vegas																				
4/25	at Vegas																				
4/27	at Indy																				
5/1	Columbus																				
5/3	Indy																				
Total (-)				-	-	-	-	-	-	-	-	-	-	-	-	-	-	-	-	-	-
Set Avg.				-	-	-	-	-	-	-	-	-	-	-	-	-	-	-	-	-	-



# RONIKA STONE

#7

MIDDLE BLOCKER | 6-2 | San Jose, Calif. (Oregon)

- PVF Preseason All-League Team (2025)
- Second-Team All-PVF (2024)
- In 2024, Stone led the league in hitting percentage (.336), ranked seventh in kill percentage (.406), tied for eighth in service aces (13), and was ninth in blocks per set (0.53).
- Was one of four players to appear on all 24 regular season matches for the Mojo in 2024 and among three to start each match, leading the team with 96 sets played.
- Pac-12 All-Freshman Team honors at Oregon.
- Three-time All-Pac-12 First Team
- AVCA All-America Second Team
- One of two players in University of Oregon history to rank in the top 10 for blocks and points
- Parents are Ron Stone (13-year NFL veteran, 3-time Pro Bowl selection) and Roxanne Stone
- Fiancé is Green Bay Packers quarterback Jordan Love

## MATCH-BY-MATCH

Date	Opponent	W/L	SP	POINTS	SERVE			RECEPTION				ATTACKS						BLOCK	OTHER	
				Total	Total	Error	Ace	Total	Error	Pos%	Perf%	Total	Error	Blk	Kill	Kill%	Eff%	Total	Dig	Assist
1/9	at Orlando	L	3	6	8	2	0	1	0	0%	0%	16	1	1	5	31%	.188	1	4	0
1/11	at Columbus	W	4	7	20	0	0	0	0	-	-	17	0	3	4	24%	.118	3	3	0
1/16	Orlando	L	4	8	12	0	0	3	0	67%	0%	19	3	0	7	37%	.211	1	3	0
1/19	at Omaha	W	4	13	13	0	0	0	0	-	-	21	0	2	9	43%	.333	4	7	0
1/24	Indy	W	4	11	19	0	0	2	1	0%	0%	20	0	1	8	40%	.350	3	10	0
1/30	Atlanta	L	4	14	11	1	1	1	0	0%	0%	21	2	1	11	52%	.381	2	5	0
2/2	at Grand Rapids	L	3	7	13	1	0	0	0	-	-	12	1	4	6	50%	.083	1	1	0
2/7	Vegas	L	3	5	8	1	0	1	0	100%	0%	12	0	3	4	33%	.083	1	3	1
2/13	at Indy	L	4	8	15	0	0	0	0	-	-	17	0	1	8	47%	.412	0	3	0
2/16	at Omaha																			
2/20	Omaha																			
2/27	Grand Rapids																			
3/1	Columbus																			
3/5	at Grand Rapids																			
3/9	Grand Rapids																			
3/13	at Orlando																			
3/15	at Atlanta																			
3/19	Orlando																			
3/28	at Atlanta																			
3/30	at Vegas																			
4/8	Atlanta																			
4/12	Omaha																			
4/16	at Columbus																			
4/19	Vegas																			
4/25	at Vegas																			
4/27	at Indy																			
5/1	Columbus																			
5/3	Indy																			
Total (9)			33	79	119	5	1	8	1	-	-	155	7	16	62	40%	.258	16	39	1
Set Avg.			-	2.39	3.61	0.15	0.03	0.24	0.03	-	-	4.70	0.21	0.48	1.88	40%	.258	0.48	1.18	0.03

## PVF CAREER STATISTICS

YR	TEAM	GP	SP	POINTS	SERVE			RECEPTION		ATTACKS						BLOCK	OTHER	
				Total	Total	Error	Ace	Total	Error	Total	Error	Blk	Kill	Kill%	Eff%	Total	Dig	Assist
2024	San Diego	24	96	238	308	13	13	39	0	429	18	12	174	41%	.337	51	64	10
2025	San Diego	9	33	79	119	5	1	8	1	155	7	16	62	40%	.258	16	39	1
Total		33	129	317	427	18	14	47	1	584	25	28	236	40%	0.313	67	103	11
Set Avg.		-	-	2.46	3.31	0.14	0.11	0.36	0.01	4.53	0.19	0.22	1.83	40%	0.313	0.52	0.80	0.09





# KENDRA DAHLKE

#8

OUTSIDE HITTER | 6-0 | Bonsall, Calif. (Arizona)

- In 2024, Dahlke appeared in 13 matches (eight starts) and 37 sets for San Diego in the inaugural 2024 Pro Volleyball Federation season, recording 96 kills, 84 digs, 12 blocks, three service aces and three assists.
- Dahlke has served as an Assistant Coach for the UC Davis Volleyball team since 2022.
- Dahlke capped off one of the most successful seasons by an outside hitter at Arizona in her senior season (2018) with a Volleyball Magazine Third-Team All-America honor. That year, she led the Pac-12 Conference and finished fifth in the country with 4.77 kills/set.
- During her junior year, Dahlke led the team with 3.26 kills/set overall and 3.50 kills/set in Pac-12 matches.
- Dahlke's career total of 1,408 kills ranks seventh-most in Arizona history.
- A four-year letterwinner at Fallbrook High School in Bonsall, Calif.
- Named the 2014 Junior Olympic Most Valuable Player in 2014 and was named to the All-Tournament Team in 2015 with her team Coast VBC 18-1 Mizuno.

## MATCH-BY-MATCH

				POINTS	SERVE			RECEPTION				ATTACKS						BLOCK	OTHER	
Date	Opponent	W/L	SP	Total	Total	Error	Ace	Total	Error	Pos%	Perf%	Total	Error	Blk	Kill	Kill%	Eff%	Total	Dig	Assist
1/9	at Orlando	L	1	3	4	1	0	4	1	0%	0%	14	2	0	3	21%	.071	0	7	0
1/11	at Columbus	W	4	17	14	2	0	26	0	57%	27%	45	2	2	17	38%	.289	0	17	2
1/16	Orlando	L	4	14	12	3	0	31	1	45%	28%	40	2	1	14	35%	.275	0	18	1
1/19	at Omaha	W	4	19	16	2	0	25	0	56%	20%	45	1	1	18	40%	.356	1	12	0
1/24	Indy	W	4	19	15	3	0	35	1	28%	11%	56	4	8	19	34%	.125	0	11	1
1/30	Atlanta	L	4	14	15	2	1	24	1	38%	21%	43	4	3	13	30%	.140	0	6	1
2/2	at Grand Rapids	L	3	14	10	1	1	17	1	24%	6%	30	2	3	12	40%	.233	1	4	1
2/7	Vegas	L	3	13	12	2	2	22	0	23%	9%	22	1	1	10	45%	.364	1	7	1
2/13	at Indy	L	4	24	16	3	2	34	2	44%	21%	52	5	0	22	42%	.327	0	11	0
2/16	at Omaha																			
2/20	Omaha																			
2/27	Grand Rapids																			
3/1	Columbus																			
3/5	at Grand Rapids																			
3/9	Grand Rapids																			
3/13	at Orlando																			
3/15	at Atlanta																			
3/19	Orlando																			
3/28	at Atlanta																			
3/30	at Vegas																			
4/8	Atlanta																			
4/12	Omaha																			
4/16	at Columbus																			
4/19	Vegas																			
4/25	at Vegas																			
4/27	at Indy																			
5/1	Columbus																			
5/3	Indy																			
Total (9)			31	137	114	19	6	218	6	-	-	347	23	19	128	37%	.248	3	93	7
Set Avg.			-	4.42	3.68	0.61	0.19	7.03	0.19	-	-	11.19	0.74	0.61	4.13	37%	.248	0.10	3.00	0.23

## PVF CAREER STATISTICS

YR	TEAM	GP	SP	POINTS	SERVE			RECEPTION		ATTACKS						BLOCK	OTHER	
				Total	Total	Error	Ace	Total	Error	Total	Error	Blk	Kill	Kill%	Eff%	Total	Dig	Assist
2024	San Diego	13	37	111	111	16	3	250	10	307	23	25	96	31%	.156	12	84	3
2025	San Diego	9	31	137	114	19	6	218	6	347	23	19	128	37%	.248	3	93	7
Total		22	68	248	225	35	9	468	16	654	46	44	224	34%	.205	15	177	10
Set Avg.		-	-	3.65	3.31	0.51	0.13	6.88	0.24	9.62	0.68	0.65	3.29	34%	.205	0.22	2.60	0.15



# JENAISSYA MOORE

#10

**OPPOSITE HITTER | 6-0 | Germantown, Md. (Tennessee)**

- Selected in the fourth round and 28th overall by the Columbus Fury in 2023 PVF Draft.
- Played four season at Ohio State (2019-22) where she totaled 804 kills
- Set career-highs in kills (394) and hitting percentage (.302) in her lone season at Tennessee in 2023
- Tabbed to the VolleyballMag.com All-America Third Team and was honorable mention for AVCA after totaling 394 kills, 150 digs, 44 blocks and 19 assists.
- Selected for the 2023 All-SEC and AVCA Southeast All-Region Teams.
- Ranked second on the team and seventh in the SEC in kills per set (3.72).

## MATCH-BY-MATCH

				POINTS	SERVE			RECEPTION				ATTACKS						BLOCK	OTHER	
Date	Opponent	W/L	SP	Total	Total	Error	Ace	Total	Error	Pos%	Perf%	Total	Error	Blk	Kill	Kill%	Eff%	Total	Dig	Assist
1/9	at Orlando	L	DNP																	
1/11	at Columbus	W	DNP																	
1/16	Orlando	L	1	2	2	0	0	7	1	14%	0%	8	0	0	2	25%	.250	0	1	0
1/19	at Omaha	W	4	8	17	1	0	23	0	65%	48%	24	1	0	8	33%	.292	0	7	2
1/24	Indy	W	4	24	12	1	1	27	0	44%	19%	56	5	3	20	36%	.214	3	12	1
1/30	Atlanta	L	4	7	13	0	0	33	0	36%	12%	33	3	2	7	21%	.061	0	11	1
2/2	at Grand Rapids	L	2	1	6	1	1	9	2	44%	22%	11	0	1	0	0%	-.091	0	2	0
2/7	Vegas	L	3	4	10	0	0	26	3	31%	8%	17	2	2	4	24%	.000	0	5	0
2/13	at Indy	L	3	2	4	0	0	7	0	28%	0%	15	2	0	2	13%	.000	0	4	2
2/16	at Omaha																			
2/20	Omaha																			
2/27	Grand Rapids																			
3/1	Columbus																			
3/5	at Grand Rapids																			
3/9	Grand Rapids																			
3/13	at Orlando																			
3/15	at Atlanta																			
3/19	Orlando																			
3/28	at Atlanta																			
3/30	at Vegas																			
4/8	Atlanta																			
4/12	Omaha																			
4/16	at Columbus																			
4/19	Vegas																			
4/25	at Vegas																			
4/27	at Indy																			
5/1	Columbus																			
5/3	Indy																			
Total (7)			21	48	64	3	2	132	6	-	-	164	13	8	43	26%	.134	3	42	6
Set Avg.			-	2.29	3.05	0.14	0.10	6.29	0.29	-	-	7.81	0.62	0.38	2.05	26%	.134	0.14	2.00	0.29

## PVF CAREER STATISTICS

				POINTS	SERVE			RECEPTION		ATTACKS						BLOCK	OTHER	
YR	TEAM	GP	SP	Total	Total	Error	Ace	Total	Error	Total	Error	Blk	Kill	Kill%	Eff%	Total	Dig	Assist
2024	Columbus	20	40	65	95	6	2	261	14	197	13	24	54	27%	.086	9	84	3
2025	San Diego	7	21	48	64	3	2	132	6	164	13	8	43	26%	.134	3	42	6
Total		27	61	113	159	9	4	393	20	361	26	32	97	27%	.108	12	126	9
Set Avg.			-	1.85	2.61	0.15	0.07	6.44	0.33	5.92	0.43	0.52	1.59	27%	.108	0.20	2.07	0.15



# YELİZ BAŞA

#11

**OPPOSITE HITTER | 6-2 | Istanbul, Türkiye**

- Arrives in San Diego with 22 years of professional experience, most recently with Cangrejeras of Santurce of the Puerto Rican League, where she was selected as the Best Attacking Player and Best Opposite Setter for the 2023-24 season.
- She has made a name for herself in both categories, having also earned the awards with Nakhon Ratchasima of the Thailand League in 2020-21 and with NEC Red Rockets of the Japan SV.League in 2014-15. She also collecting Indonesian Pro League Best Spiker and Thailand League Best Attacking Player honors in 2018-19.
- Başa competed as a member the Türkiye women's national team, winning gold in the 2014 European Volleyball League and bronze at the 2012 World Grand Prix.
- A native of Istanbul, Türkiye, Başa began her career playing with the Beykozspor youth team in 2001 before joining Beşiktaş the following year, spending two seasons with the youth team before playing with the junior squad from 2004-06. She played with the senior team through 2012, winning the back-to-back Balkan Volleyball Association Cups in 2008 and 2009 and earning 2009 Balkan Cup Best Striker honors. All told, Başa has played professionally in Albina, Czech Republic, Italy, Japan, Philippines, Puerto Rico, South Korea, Thailand, Türkiye and Vietnam.

## MATCH-BY-MATCH

				POINTS	SERVE			RECEPTION				ATTACKS						BLOCK	OTHER				
Date	Opponent	W/L	SP	Total	Total	Error	Ace	Total	Error	Pos%	Perf%	Total	Error	Bik	Kill	Kill%	Eff%	Total	Dig	Assist			
1/9	at Orlando	L										Inactive/Exempt											
1/11	at Columbus	W										Inactive/Exempt											
1/16	Orlando	L										Inactive/Exempt											
1/19	at Omaha	W										Inactive/Exempt											
1/24	Indy	W										Practice Squad											
1/30	Atlanta	L										Practice Squad											
2/2	at Grand Rapids	L										DNP											
2/7	Vegas	L										Practice Squad											
2/13	at Indy	L										Practice Squad											
2/16	at Omaha																						
2/20	Omaha																						
2/27	Grand Rapids																						
3/1	Columbus																						
3/5	at Grand Rapids																						
3/9	Grand Rapids																						
3/13	at Orlando																						
3/15	at Atlanta																						
3/19	Orlando																						
3/28	at Atlanta																						
3/30	at Vegas																						
4/8	Atlanta																						
4/12	Omaha																						
4/16	at Columbus																						
4/19	Vegas																						
4/25	at Vegas																						
4/27	at Indy																						
5/1	Columbus																						
5/3	Indy																						
Total (-)			-	-	-	-	-	-	-	-	-	-	-	-	-	-	-	-	-	-			
Set Avg.			-	-	-	-	-	-	-	-	-	-	-	-	-	-	-	-	-	-			



# KAMAILE HIAPO

#16

LIBERO | 5-7 | Gilbert, Ariz. (BYU)

- Drafted by Atlanta with the No. 20 (third round) pick in the 2023 Pro Volleyball Federation Draft (Dec. 11). Signed a contract with the Atlanta Vibe (6/30/24).
- Made her PVF debut in the first ever match in league history, when the Vibe took down the Supernovas in Omaha on January 24.
- At Arizona (2019-2022), named Honorable Mention All-Pac-12 twice during her time with Wildcats.
- Led Arizona with 492 digs in her senior season, good for fourth in Wildcat single-season history.
- Tallied 1,655 for an average of 3.78 digs per set for her Arizona career.
- At BYU (2023), led the Cougars in digs with 277 in her graduate year, was second on the team with 162 assists and third with 31 service aces. Hiapo finished with double-digit digs in 22 of 32 matches.


## MATCH-BY-MATCH

Date	Opponent	W/L	SP	POINTS	SERVE			RECEPTION				ATTACKS						BLOCK	OTHER	
				Total	Total	Error	Ace	Total	Error	Pos%	Perf%	Total	Error	Blk	Kill	Kill%	Eff%	Total	Dig	Assist
1/9	at Orlando	L	1	0	1	0	0	1	0	0%	0%	0	0	0	0	-	-	0	0	0
1/11	at Columbus	W	4	0	0	0	0	23	2	56%	22%	0	0	0	0	-	-	0	16	0
1/16	Orlando	L										Injured Reserve								
1/19	at Omaha	W										Injured Reserve								
1/24	Indy	W										Injured Reserve								
1/30	Atlanta	L										Injured Reserve								
2/2	at Grand Rapids	L	1	0	0	0	0	0	0	-	-	0	0	0	0	-	-	-	1	0
2/7	Vegas	L	1	0	0	0	0	0	0	-	-	0	0	0	0	-	-	-	0	0
2/13	at Indy	L	1	0	0	0	0	4	0	25%	0%	0	0	0	0	-	-	0	1	1
2/16	at Omaha																			
2/20	Omaha																			
2/27	Grand Rapids																			
3/1	Columbus																			
3/5	at Grand Rapids																			
3/9	Grand Rapids																			
3/13	at Orlando																			
3/15	at Atlanta																			
3/19	Orlando																			
3/28	at Atlanta																			
3/30	at Vegas																			
4/8	Atlanta																			
4/12	Omaha																			
4/16	at Columbus																			
4/19	Vegas																			
4/25	at Vegas																			
4/27	at Indy																			
5/1	Columbus																			
5/3	Indy																			
Total (5)			8	0	1	0	0	28	2	-	-	0	0	0	0	-	-	0	18	1
Set Avg.			-	0.00	0.13	0.00	0.00	3.50	0.25	-	-	0.00	0.00	0.00	0.00	-	-	0.00	2.25	0.13

## PVF CAREER STATISTICS

YR	TEAM	GP	SP	POINTS	SERVE			RECEPTION		ATTACKS						BLOCK	OTHER	
				Total	Total	Error	Ace	Total	Error	Total	Error	Blk	Kill	Kill%	Eff%	Total	Dig	Assist
2024	Atlanta	20	43	4	63	4	4	9	0	0	0	0	0	0%	.000	0	14	1
2025	San Diego	5	8	0	1	0	0	28	2	0	0	0	0	-	-	0	18	1
Total		25	51	4	64	4	4	37	2	0	0	0	0	0%	.000	0	32	2
Set Avg.		-	-	0.08	1.25	0.08	0.08	0.73	0.04	0.00	0.00	0.00	0.00	0%	.000	0.00	0.63	0.04





# DAYEONG LEE

#19

SETTER | 5-10 | Iksan, South Korea

- Helped Volero le Cannet to a fourth-place finish in the French Ligue A in 2023-24, while placing fifth in the French Cup and CEV Cup and 12th in the Championships League. Prior to joining Cannet, Lee played with Romanian club CS Rapid Bucersti of the top-tier Divizia A1 in 2022-23, after playing the 2021-22 PAOK Thessaloniki in Greece of the A1 Ethniki.
- Lee played seven seasons in the Korean V-League, beginning her career with six seasons at Suwon Hyundai Engineering & Construction Hillstate (2014-20), winning the 2015-16 V-League championship and the KOVO Cup in 2019 and 2021. She was tabbed the V-League Setter of the Year in three-straight seasons (2017-20) and was a three-time All-Star selection, collecting All-Star Game MVP honors in 2018. The left-hander played the 2020-21 season with Incheon Heungkuk Life Pink Spiders, helping the team to a runner-up finish in the V-League.
- A native of Iksan, South Korea, Lee was a member of the South Korean national team from 2012-21. She helped South Korea qualify for the Tokyo Olympics by winning the Asian qualifying tournament in January 2020.
- During her Junior National Team career, she was twice named Best Setter at the Korean President's Cup (2013-14, 2014-15) and Best Setter at the U19 Asian Championships.

## MATCH-BY-MATCH

Date	Opponent	W/L	SP	POINTS		SERVE			RECEPTION				ATTACKS					BLOCK		OTHER	
				Total		Total	Error	Ace	Total	Error	Pos%	Perf%	Total	Error	Blk	Kill	Kill%	Eff%	Total	Dig	Assist
1/9	at Orlando	L	3	0		9	1	0	0	0	-	-	2	0	1	0	0%	-.500	0	10	34
1/11	at Columbus	W	4	3		18	0	1	1	1	0%	0%	2	0	0	0	0%	.000	2	9	41
1/16	Orlando	L	4	2		16	0	0	0	0	-	-	0	0	0	0	-	-	2	12	37
1/19	at Omaha	W	4	4		14	0	0	0	0	-	-	1	0	0	1	100%	1.000	3	14	46
1/24	Indy	W	4	4		13	0	0	0	0	-	-	3	0	0	2	67%	.667	2	12	45
1/30	Atlanta	L	4	2		15	1	0	1	1	0%	0%	1	0	0	0	0%	.000	2	17	34
2/2	at Grand Rapids	L	3	6		13	1	2	0	0	-	-	11	2	3	4	36%	.091	0	8	36
2/7	Vegas	L	3	2		10	1	0	0	0	-	-	2	0	0	1	50%	.500	1	7	30
2/13	at Indy	L	4	1		13	2	0	1	0	0%	0%	5	0	0	1	20%	.200	0	9	36
2/16	at Omaha																				
2/20	Omaha																				
2/27	Grand Rapids																				
3/1	Columbus																				
3/5	at Grand Rapids																				
3/9	Grand Rapids																				
3/13	at Orlando																				
3/15	at Atlanta																				
3/19	Orlando																				
3/28	at Atlanta																				
3/30	at Vegas																				
4/8	Atlanta																				
4/12	Omaha																				
4/16	at Columbus																				
4/19	Vegas																				
4/25	at Vegas																				
4/27	at Indy																				
5/1	Columbus																				
5/3	Indy																				
Total (9)			33	24		121	6	3	3	2	-	-	27	2	4	9	33%	.185	12	98	339
Set Avg.			-	0.73		3.67	0.18	0.09	0.09	0.06	-	-	0.82	0.06	0.12	0.27	33%	.185	0.36	2.97	10.27



# REGAN PITTMAN

#21

MIDDLE BLOCKER | 6-4 | Kansas, City, Kan. (Minnesota)

- Played with the Atlanta Vibe in 2024, helping the team capture the Pro Volleyball Federation regular season crown during the league's inaugural campaign.
- Played collegiately at Minnesota from 2018-21, helping the Golden Gophers reach the Final Four in 2019.
- Three-time AVCA All-America honoree at UM
- AVCA All-America First Team (2019)
- AVCA All-America Second Team (2018)
- AVCA All-America Honorable Mention (2021)
- Volleyball Magazine First Team (2019)
- Three-time All-Big Ten First Team selection (2018-20)
- Won gold in 2017 with Team USA at the U20 Women's Pan American Cup.
- Won silver in 2015 at the FIVB Volleyball Girls' U19 World Championship.
- The founder of Stand Tall Volleyball Academy.

## MATCH-BY-MATCH

Date	Opponent	W/L	SP	POINTS	SERVE			RECEPTION				ATTACKS						BLOCK	OTHER	
				Total	Total	Error	Ace	Total	Error	Pos%	Perf%	Total	Error	Blk	Kill	Kill%	Eff%	Total	Dig	Assist
1/9	at Orlando	L	3	6	7	0	1	0	0	-	-	18	3	0	4	22%	.056	1	6	0
1/11	at Columbus	W	4	15	15	1	2	0	0	-	-	22	2	0	11	50%	.409	2	8	1
1/16	Orlando	L	4	7	12	1	0	0	0	-	-	20	1	2	6	30%	.150	1	10	0
1/19	at Omaha	W	2	4	6	2	1	0	0	-	-	10	1	1	3	30%	.100	0	1	2
1/24	Indy	W	4	5	25	0	0	0	0	-	-	16	3	2	3	19%	-.125	2	9	1
1/30	Atlanta	L																		
2/2	at Grand Rapids	L																		
2/7	Vegas	L																		
2/13	at Indy	L																		
2/16	at Omaha																			
2/20	Omaha																			
2/27	Grand Rapids																			
3/1	Columbus																			
3/5	at Grand Rapids																			
3/9	Grand Rapids																			
3/13	at Orlando																			
3/15	at Atlanta																			
3/19	Orlando																			
3/28	at Atlanta																			
3/30	at Vegas																			
4/8	Atlanta																			
4/12	Omaha																			
4/16	at Columbus																			
4/19	Vegas																			
4/25	at Vegas																			
4/27	at Indy																			
5/1	Columbus																			
5/3	Indy																			
Total (5)			18	37	65	4	4	0	0	-	-	86	10	5	27	31%	.140	6	34	4
Set Avg.			-	2.06	3.61	0.22	0.22	0.00	0.00	-	-	4.78	0.56	0.28	1.50	31%	.140	0.33	1.89	0.22

## PVF CAREER STATISTICS

				POINTS	SERVE			RECEPTION		ATTACKS						BLOCK	OTHER	
YR	TEAM	GP	SP	Total	Total	Error	Ace	Total	Error	Total	Error	Blk	Kill	Kill%	Eff%	Total	Dig	Assist
2024	Atlanta	6	11	21	21	1	1	0	0	32	0	4	13	41%	.281	7	5	1
2025	San Diego	5	18	37	65	4	4	0	0	86	10	5	27	31%	.140	6	34	4
Total		11	29	59	86	5	5	0	0	118	10	9	40	34%	.178	13	39	5
Set Avg.			-	2.03	2.97	0.17	0.17	0.00	0.00	4.07	0.34	0.31	1.38	34%	.178	0.45	1.34	0.17



# ELISE McGHEE

#23

OUTSIDE HITTER | 6-4 | San Antonio, Texas (Baylor)

- Drafted by the Mojo in the fifth round of the 2024 PVF Draft. She spent four seasons at Baylor University, earning AVCA All-America Honorable Mention honors in 2024.
- She was a two-time All-Big 12 First Team selection (2023, '24) and named a 2024 AVCA All-Southwest Region honoree.
- During her career with the Bears, McGhee has played 104 matches (355 sets), tallied 1,126 kills (3.17/set) and was been a force on the service line with 77 aces. She added 360 digs and 169 blocks while totaling 1,297.50 points (3.65/set).
- The San Antonio native was named to the 2021 Big 12 All-Freshman Team and earned CSC Academic All-District and Academic All-Big 12 First Team honors in 2022 and 2023.

## MATCH-BY-MATCH

				POINTS	SERVE			RECEPTION				ATTACKS						BLOCK	OTHER	
Date	Opponent	W/L	SP	Total	Total	Error	Ace	Total	Error	Pos%	Perf%	Total	Error	Blk	Kill	Kill%	Eff%	Total	Dig	Assist
1/9	at Orlando	L	2	0	0	0	0	0	0	-	-	3	0	1	0	0%	-.333	0	0	0
1/11	at Columbus	W	DNP																	
1/16	Orlando	L	Practice Squad																	
1/19	at Omaha	W	Practice Squad																	
1/24	Indy	W	DNP																	
1/30	Atlanta	L	4	5	12	2	1	0	0	-	-	22	3	1	4	18%	.000	0	9	1
2/2	at Grand Rapids	L	2	6	6	0	0	0	0	-	-	10	0	0	5	50%	.500	1	7	0
2/7	Vegas	L	3	17	10	1	0	0	0	-	-	37	2	2	16	43%	.324	1	6	0
2/13	at Indy	L	2	4	4	0	0	0	0	-	-	12	1	2	4	33%	.083	0	10	0
2/16	at Omaha																			
2/20	Omaha																			
2/27	Grand Rapids																			
3/1	Columbus																			
3/5	at Grand Rapids																			
3/9	Grand Rapids																			
3/13	at Orlando																			
3/15	at Atlanta																			
3/19	Orlando																			
3/28	at Atlanta																			
3/30	at Vegas																			
4/8	Atlanta																			
4/12	Omaha																			
4/16	at Columbus																			
4/19	Vegas																			
4/25	at Vegas																			
4/27	at Indy																			
5/1	Columbus																			
5/3	Indy																			
Total (5)			13	32	32	3	1	0	0	-	-	84	6	6	29	35%	.202	2	32	1
Set Avg.			-	2.46	2.46	0.23	0.08	0.00	0.00	-	-	6.46	0.46	0.46	2.23	35%	.202	0.15	2.46	0.08



# SARAH SPONCIL

#24

LIBERO/SETTER | 5-8 | Phoenix, Ariz. (UCLA)

- Appeared in 20 matches for Grand Rapids, making 14 starts and playing in 76 sets, helping the Rise advance to the PVF Championship Final.
- Prior to joining the Rise, Sponcil was part of the Association of Volleyball Professionals (AVP) Tour for six years and played in the Federation Internationale de Volleyball Tour (FIVB) for five seasons. Sponcil partnered with Terese Cannon and took home gold at the 2022 AVP Tour Hermosa Beach tournament and silver at the FIVB World Tour in Cape Town. In 2023, Sponcil and Cannon garnered a silver medal at the FIVB World Tour Ostrava and a bronze medal at the FIVB World Tour Itapema. Sponcil was also crowned the AVP Defensive Player of the Year in 2022 when she averaged 7.1 digs per set.
- Sponcil is a member for USA Volleyball national team was a member of Team USA Beach Volleyball for the five years (2019-24). In indoor competition, she helped USAV claim silver at the 2024 Women's NORCECA Pan American Cup in Mexico, starting at libero for Team USA in the tournament. On the sand, she paired with Kelly Claes to earn a spot on Team USA after winning gold at the FIVB World Tour in Sochi and Ostrava in 2021. Sponcil and Claes went on to become the youngest team to ever represent the USA in beach volleyball in the Olympics, taking ninth place at the Tokyo Games.

## MATCH-BY-MATCH

				POINTS	SERVE			RECEPTION				ATTACKS						BLOCK		OTHER	
Date	Opponent	W/L	SP	Total	Total	Error	Ace	Total	Error	Pos%	Perf%	Total	Error	Blk	Kill	Kill%	Eff%	Total	Dig	Assist	
1/9	at Orlando	L	2	0	3	0	0	0	0	-	-	0	0	0	0	-	-	0	0	2	
1/11	at Columbus	W	1	0	0	0	0	0	0	-	-	0	0	0	0	-	-	0	1	0	
1/16	Orlando	L	2	0	0	0	0	0	0	-	-	0	0	0	0	-	-	0	0	2	
1/19	at Omaha	W	1	0	0	0	0	0	0	-	-	0	0	0	0	-	-	0	0	0	
1/24	Indy	W		DNP																	
1/30	Atlanta	L	1	0	1	0	0	0	0	-	-	1	1	0	0	0%	-1.000	0	1	1	
2/2	at Grand Rapids	L		DNP																	
2/7	Vegas	L	1	0	0	0	0	0	0	-	-	0	0	0	0	-	-	0	1	1	
2/13	at Indy	L	2	0	1	0	0	0	0	-	-	2	1	0	0	0%	-.500	0	1	6	
2/16	at Omaha																				
2/20	Omaha																				
2/27	Grand Rapids																				
3/1	Columbus																				
3/5	at Grand Rapids																				
3/9	Grand Rapids																				
3/13	at Orlando																				
3/15	at Atlanta																				
3/19	Orlando																				
3/28	at Atlanta																				
3/30	at Vegas																				
4/8	Atlanta																				
4/12	Omaha																				
4/16	at Columbus																				
4/19	Vegas																				
4/25	at Vegas																				
4/27	at Indy																				
5/1	Columbus																				
5/3	Indy																				
Total (7)			10	0	5	0	0	0	0	-	-	3	2	0	0	0%	-.667	0	4	12	
Set Avg.			-	0.00	0.50	0.00	0.00	0.00	0.00	-	-	0.30	0.20	0.00	0.00	0%	-.667	0.00	0.40	1.20	

## PVF CAREER STATISTICS

YR	TEAM	GP	SP	POINTS		SERVE			RECEPTION				ATTACKS				BLOCK		OTHER	
				Total		Total	Error	Ace	Total	Error	Total	Error	Blk	Kill	Kill%	Eff%	Total	Dig	Assist	
2024	Grand Rapids	20	72	0		9	0	1	0	0	0	0	0	0	-	-	0	240	31	
2025	San Diego	7	10	0		5	0	0	0	0	3	2	0	0	0%	-.667	0	4	12	
Total		27	82	0		14	0	1	0	0	3	2	0	0	-	-	0	244	43	
Set Avg.		-		0.00		0.17	0.00	0.01	0.00	0.00	0.04	0.02	0.00	0.00	0%	-.667	0.00	2.98	0.52	





# LEYLA BLACKWELL

#26

MIDDLE BLOCKER | 6-4 | San Diego, Calif. (Nebraska)

- Selected in the fourth round by the Mojo out of Nebraska, where she helped the Cornhuskers advance to the 2024 Final Four. She appeared in 13 matches (23 sets) in 2024, averaging 2.35 kills per set with a .417 hitting percentage.
- Prior to joining the Huskers, Blackwell was a three-time All-WCC first team honoree at San Diego (2021-23), guiding the Toreros to the 2022 NCAA Semifinals, the first NCAA Final Four appearance in program history. That season, she established USD single-season record with 152 block assists, while her 176 total blocks are second.
- As freshman in 2020-21, she appeared in 18 matches at Indiana, leading the team in blocking (61 blocks, 0.94 per set).
- Overall in her collegiate career, Blackwell appeared in 118 matches (398 set), averaging 1.80 points per set with a .330 hitting percentage. She totaled 718 kills, 513 total blocks, 65 digs and 25 assists.

## MATCH-BY-MATCH

Date	Opponent	W/L	SP	POINTS	SERVE			RECEPTION				ATTACKS						BLOCK	OTHER	
				Total	Total	Error	Ace	Total	Error	Pos%	Perf%	Total	Error	Blk	Kill	Kill%	Eff%	Total	Dig	Assist
01/9	at Orlando	L	3	7	11	3	0	0	0	0	-	12	1	1	7	57	.417	0	1	0
1/11	at Columbus	W	4	5	15	4	0	0	0	-	-	10	0	4	3	30%	-.100	2	1	1
1/16	Orlando	L	4	6	14	2	0	0	0	0	-	17	0	2	3	18%	.059	3	1	1
1	at Omaha	W	3	6	7	2	0	0	0	-	-	10	0	0	6	60%	.600	0	3	0
1/24	Indy	W	1	4	4	1	0	0	0	-	-	9	0	1	4	44%	.333	0	0	0
1/30	Atlanta	L	1	0	2	0	0	0	0	-	-	3	0	0	0	0%	.000	0	1	0
2/2	at Grand Rapids	L	3	7	9	1	2	0	0	-	-	10	0	2	3	30%	.100	2	4	0
2/7	Vegas	L	3	3	8	2	1	2	0	50%	50%	7	0	1	2	28%	.143	0	1	0
2/13	at Indy	L																		
2/16	at Omaha																			
2/20	Omaha																			
2/27	Grand Rapids																			
3/1	Columbus																			
3/5	at Grand Rapids																			
3/9	Grand Rapids																			
3/13	at Orlando																			
3/15	at Atlanta																			
3/19	Orlando																			
3/28	at Atlanta																			
3/30	at Vegas																			
4/8	Atlanta																			
4/12	Omaha																			
4/16	at Columbus																			
4/19	Vegas																			
4/25	at Vegas																			
4/27	at Indy																			
5/1	Columbus																			
5/3	Indy																			
Total (8)			22	38	70	15	3	2	0	-	-	78	1	11	28	36%	.205	7	12	2
Set Avg.			-	1.73	3.18	0.68	0.14	0.09	0.00	-	-	3.55	0.05	0.50	1.27	36%	.205	0.32	0.55	0.09



# KAYLA LUND

#28

OUTSIDE HITTER | 6-0 | Pasadena, Calif. (Pitt)

- Spent the 2023-24 season with Changas de Naranjito in Puerto Rico's Liga de Voleibol Superior Femenino after playing one season with Viteos NUC of the Swiss League.
- Lund was a four-time All-American at Pittsburgh during her five seasons with the Panthers (2017-21).
- In 2021, Lund guided Pitt to the first NCAA Final Four appearance by a women's team in school history.
- The first player in program history to earn AVCA All-America First Team honors (2021)
- Two-time AVCA All-America Second Team (2019-20).
- AVCA All-America Honorable Mention (2018).
- Two-time ACC Player of the Year (2020-21).
- Four-time All-ACC First Team honoree (2018-21).
- Selected to the 2017 ACC All-Freshman Team.
- Two-time VolleyballMag.com All-American (1st - 2020; 2nd - 2021).
- Two-time AVCA East Coast Region Player of the Year (2019-20)

## MATCH-BY-MATCH

				POINTS		SERVE		RECEPTION				ATTACKS						BLOCK		OTHER	
Date	Opponent	W/L	SP	Total	Total	Error	Ace	Total	Error	Pos%	Perf%	Total	Error	Bik	Kill	Kill%	Eff%	Total	Dig	Assist	
1/9	at Orlando	L	3	10	6	0	0	23	0	56%	17%	31	1	1	10	32%	.258	0	10	0	
1/11	at Columbus	W	1	1	1	0	0	2	0	0%	0%	10	0	1	1	10%	.000	0	2	0	
1/16	Orlando	L	DNP																		
1/19	at Omaha	W	DNP																		
1/24	Indy	W	3	0	0	0	0	10	1	50%	0%	0	0	0	0	-	-	0	3	0	
1/30	Atlanta	L	DNP																		
2/2	at Grand Rapids	L	DNP																		
2/7	Vegas	L	DNP																		
2/13	at Indy	L	2	5	4	1	0	12	1	42%	17%	10	1	2	5	50%	.200	0	3	0	
2/16	at Omaha																				
2/20	Omaha																				
2/27	Grand Rapids																				
3/1	Columbus																				
3/5	at Grand Rapids																				
3/9	Grand Rapids																				
3/13	at Orlando																				
3/15	at Atlanta																				
3/19	Orlando																				
3/28	at Atlanta																				
3/30	at Vegas																				
4/8	Atlanta																				
4/12	Omaha																				
4/16	at Columbus																				
4/19	Vegas																				
4/25	at Vegas																				
4/27	at Indy																				
5/1	Columbus																				
5/3	Indy																				
Total (4)			9	16	11	1	0	47	2	-	-	51	2	4	16	31%	.196	0	18	0	
Set Avg.			-	1.78	1.22	0.11	0.00	5.22	0.22	-	-	5.67	0.22	0.44	1.78	31%	.196	0.00	2.00	0.00	



# DEVYN ROBINSON

#30

**OPPOSITE HITTER | 6-2 | Cleveland, Ohio (Wisconsin)**

- Selected by the Mojo in the first round (seventh overall) of the 2024 PVF Draft. A three-time AVCA All-American at Wisconsin, Robinson has appeared in 147 matches (515 sets), totaling 1,214 kills (2.39/set) with a .335 hitting percentage, while adding 507 total blocks, 173 digs, 13 assists and eight service aces.
- Robinson was selected to the AVCA All-America third team in 2020 and 2022, while earning honorable mention accolades in 2023.
- She is a four-time All-Big Ten honoree, twice collecting first-team accolades (2020, '22) and second team honors (2021, '23).
- Won gold with USA Volleyball as a part of the 2020 U.S. Collegiate National Team.
- A member of the 2018 and 2019 USA Volleyball Girls Youth National Team, winning gold medals at the 2018 NORCECA Championship in Honduras and 2019 World Under 18 Championships in Egypt, while being tabbed the Best Blocker in the 2019 tournament.

## MATCH-BY-MATCH

Date	Opponent	W/L	SP	POINTS	SERVE			RECEPTION				ATTACKS						BLOCK	OTHER	
				Total	Total	Error	Ace	Total	Error	Pos%	Perf%	Total	Error	Blk	Kill	Kill%	Eff%	Total	Dig	Assist
1/9	at Orlando	L										Injured Reserve								
1/11	at Columbus	W										Injured Reserve								
1/16	Orlando	L										Injured Reserve								
1/19	at Omaha	W										Injured Reserve								
1/24	Indy	W										Injured Reserve								
1/30	Atlanta	L										Injured Reserve								
2/2	at Grand Rapids	L										Injured Reserve								
2/7	Vegas	L	1	0	0	0	0	0	0	-	-	1	0	0	0	0%	.000	0	0	0
2/13	at Indy	L	2	0	2	0	0	0	0	-	-	1	0	0	0	0%	.000	0	1	0
2/16	at Omaha																			
2/20	Omaha																			
2/27	Grand Rapids																			
3/1	Columbus																			
3/5	at Grand Rapids																			
3/9	Grand Rapids																			
3/13	at Orlando																			
3/15	at Atlanta																			
3/19	Orlando																			
3/28	at Atlanta																			
3/30	at Vegas																			
4/8	Atlanta																			
4/12	Omaha																			
4/16	at Columbus																			
4/19	Vegas																			
4/25	at Vegas																			
4/27	at Indy																			
5/1	Columbus																			
5/3	Indy																			
Total (2)			3	0	2	0	0	0	0	-	-	2	0	0	0	0%	.000	0	1	0
Set Avg.			-	0.00	0.67	0.00	0.00	0.00	0.00	-	-	0.67	0.00	0.00	0.00	0%	.000	0.00	0.33	0.00



# MAYA TABRON

#31

OUTSIDE HITTER | 6-1 | Gilroy, Calif. (SMU)

- Selected by the Mojo in the third round (23rd overall) in the 2024 PVF Draft.
- An AVCA Southwest All-Region Honorable Mention honoree and All-ACC Second Team selection in 2024, Tabron guided SMU to one of the finest seasons in program history, helping the Mustangs to a 25-8 record, including an upset victory of second-ranked Nebraska in September. On the year, she appeared in 33 matches with 118 sets played, leading the team with 307 digs, 2.60 digs per set and 14 double-doubles. The Gilroy, Calif. native also tallied 72 blocks, 27 assists and 34 service aces.
- Before arriving in Dallas, Tabron played four seasons at Colorado, earning Team Offensive MVP honors in 2022 and twice collecting honorable mention All-Pac-12 accolades (2021, '23). In Boulder, she appeared in 106 matches (369 sets), posting 1,083 kills, 71 assists, 79 aces, 790 digs and 1,275 points.

## MATCH-BY-MATCH

				POINTS		SERVE		RECEPTION				ATTACKS						BLOCK		OTHER	
Date	Opponent	W/L	SP	Total	Total	Error	Ace	Total	Error	Pos%	Perf%	Total	Error	Blk	Kill	Kill%	Eff%	Total	Dig	Assist	
1/9	at Orlando	L	3	10	9	2	0	27	2	56%	33%	30	4	0	10	33%	.200	0	8	0	
1/11	at Columbus	W	4	19	12	3	1	20	1	60%	15%	56	5	0	14	25%	.161	4	16	0	
1/16	Orlando	L	4	16	12	1	0	29	1	34%	3%	45	4	4	15	33%	.156	1	14	0	
1/19	at Omaha	W	2	1	4	1	0	8	1	50%	12%	3	0	1	1	33%	.000	0	5	0	
1/24	Indy	W	DNP																		
1/30	Atlanta	L	1	3	1	0	0	5	1	0%	0%	12	0	1	3	25%	.167	0	2	0	
2/2	at Grand Rapids	L	3	12	8	1	0	31	2	26%	10%	29	2	3	10	34%	.172	2	5	0	
2/7	Vegas	L	1	1	2	0	0	7	1	56%	43%	6	1	1	1	17%	-.167	0	0	0	
2/13	at Indy	L	1	0	0	0	0	5	0	20%	0%	5	0	2	0	0%	-.400	0	1	0	
2/16	at Omaha																				
2/20	Omaha																				
2/27	Grand Rapids																				
3/1	Columbus																				
3/5	at Grand Rapids																				
3/9	Grand Rapids																				
3/13	at Orlando																				
3/15	at Atlanta																				
3/19	Orlando																				
3/28	at Atlanta																				
3/30	at Vegas																				
4/8	Atlanta																				
4/12	Omaha																				
4/16	at Columbus																				
4/19	Vegas																				
4/25	at Vegas																				
4/27	at Indy																				
5/1	Columbus																				
5/3	Indy																				
Total (8)			19	62	48	8	1	132	9	-	-	186	16	12	54	29%	.140	7	51	0	
Set Avg.			-	3.26	2.53	0.42	0.05	6.95	0.47	-	-	9.79	0.84	0.63	2.84	29%	.140	0.37	2.68	0.00	





# LAUREN PAGE

#32

MIDDLE BLOCKER | 6-0 | Chino, Calif. (Oregon)

- Entering her sixth year as a professional, played with Athletes Unlimited in 2024 after spending last season helping lead FC Porto to the Portuguese Divisão 1 championship.
- Helped FC Porto to a league title during the 2023-24 season, topping Porto Volei W in the championship final in five sets. Porto went unbeaten during the regular season, finishing 13-0 and dropping only six sets during the campaign.
- Prior to joining the Porto, Page spent the 2022-23 season with France's Vandoeuvre Nancy VB, helping the club place fifth in the French Cup and ninth in Ligue A. She played the 2021-22 campaign with SC Potsdam, guiding the German team to a second-place finish in the Bundesliga, third in the German Cup and a ninth-place result in the Challenge Cup. Page spent her first two seasons Switzerland, starting her pro career with Infomaniak Genève Volley in 2019-20 where she was among the Swiss League leaders in scoring before moving to Viteos NUC the following season, helping lead the team to victory in both the Swiss League Championship and Swiss Cup.
- Oregon from 2015-18, helping the Ducks reach the NCAA Tournament in all four seasons and earning honorable mention All-Pac-12 honors in 2016.

## MATCH-BY-MATCH

				POINTS	SERVE			RECEPTION				ATTACKS						BLOCK		OTHER	
Date	Opponent	W/L	SP	Total	Total	Error	Ace	Total	Error	Pos%	Perf%	Total	Error	Blk	Kill	Kill%	Eff%	Total	Dig	Assist	
1/9	at Orlando	L	1	0	1	1	0	0	0	-	-	0	0	0	0	-	-	0	0	0	
1/11	at Columbus	W	DNP																		
1/16	Orlando	L	1	0	1	0	0	0	0	-	-	0	0	0	0	-	-	0	0	0	
1/19	at Omaha	W	3	6	9	3	0	0	0	-	-	13	1	0	6	46%	.385	0	7	0	
1/24	Indy	W	3	8	9	1	0	0	0	-	-	11	2	0	4	36%	.182	4	3	0	
1/30	Atlanta	L	4	9	9	3	0	1	0	0%	0%	16	1	1	7	44%	.312	2	1	0	
2/2	at Grand Rapids	L	DNP																		
2/7	Vegas	L	DNP																		
2/13	at Indy	L	4	9	11	0	1	0	0	-	-	17	1	1	4	24%	.118	4	3	0	
2/16	at Omaha																				
2/20	Omaha																				
2/27	Grand Rapids																				
3/1	Columbus																				
3/5	at Grand Rapids																				
3/9	Grand Rapids																				
3/13	at Orlando																				
3/15	at Atlanta																				
3/19	Orlando																				
3/28	at Atlanta																				
3/30	at Vegas																				
4/8	Atlanta																				
4/12	Omaha																				
4/16	at Columbus																				
4/19	Vegas																				
4/25	at Vegas																				
4/27	at Indy																				
5/1	Columbus																				
5/3	Indy																				
Total (6)			16	32	40	8	1	1	0	0%	0%	57	5	2	21	37%	.246	10	14	0	
Set Avg.			-	2.00	2.50	0.50	0.06	0.06	0.00	0%	0%	3.56	0.31	0.13	1.31	37%	.246	0.63	0.88	0.00	



# 2025 SAN DIEGO MOJO MATCH NOTES | 2025 STATISTICS

## 2025 REGULAR SEASON STATISTICS




# Player	GP	SP	POINTS	SERVE			RECEPTION				ATTACKS						BLOCK	OTHER	
			Total	Total	Error	Ace	Total	Error	Pos%	Perf%	Total	Error	Blk	Kill	Kill%	Eff%	Total	Dig	Assist
8 Dahlke, Kendra	9	31	137	114	19	6	218	6	-	-	347	23	19	128	37%	.248	3	93	7
7 Stone, Ronika	9	33	79	119	5	1	8	1	-	-	155	7	16	62	40%	.258	16	39	1
31 Tabron, Maya	8	19	62	48	8	1	132	9	-	-	186	16	12	54	29%	.140	7	51	0
10 Moore, Jenaisya	7	21	48	64	3	2	132	6	-	-	164	13	8	43	26%	.134	3	42	6
26 Blackwell, Leyla	8	22	38	70	15	3	2	0	-	-	78	1	11	28	36%	.205	7	12	2
21 Pittman, Regan	5	18	37	65	4	4	0	0	-	-	86	10	5	27	31%	.140	6	34	4
32 Page, Lauren	6	16	32	40	8	1	1	0	0%	0%	57	5	2	21	37%	.246	10	14	0
23 McGhee, Elise	5	13	32	32	3	1	0	0	-	-	84	6	6	29	35%	.202	2	32	1
19 Lee, DaYeong	9	33	24	121	6	3	3	2	-	-	37	2	4	9	33%	.185	12	98	339
28 Lund, Kayla	4	9	16	11	1	0	47	2	-	-	51	2	4	16	31%	.196	0	18	0
1 Jones, Rainelle	3	5	14	17	6	2	2	0	-	-	22	3	1	10	46%	.273	2	0	1
2 Venegas, Shara	8	29	0	0	0	0	102	1	-	-	0	0	0	0	-	-	0	109	29
24 Sponcil, Sarah	7	10	0	5	0	0	0	0	-	-	3	2	0	0	0%	-.667	0	4	12
16 Hiapo, Kamaile	5	8	0	1	0	0	28	2	-	-	0	0	0	0	-	-	0	18	1
30 Robinson, Devyn	2	3	0	2	0	0	0	0	-	-	2	0	0	0	0%	.000	0	1	0
12 Calderon, Rosir	1	1	0	0	0	0	0	0	-	-	4	0	1	0	0%	-.250	0	0	0
4 Okaro, Oluoma	-	-	-	-	-	-	-	-	-	-	-	-	-	-	-	-	-	-	-
6 Cole, Kylie	-	-	-	-	-	-	-	-	-	-	-	-	-	-	-	-	-	-	-
9 Church, Anna	-	-	-	-	-	-	-	-	-	-	-	-	-	-	-	-	-	-	-
11 Basa, Yeliz	-	-	-	-	-	-	-	-	-	-	-	-	-	-	-	-	-	-	-
SAN DIEGO	9	33	519	709	78	24	675	29	-	-	1276	90	89	427	34%	.198	68	565	403
Set Average	-	-	15.73	21.48	2.36	0.73	20.45	0.88	-	-	38.67	2.73	2.70	12.94	34%	.198	2.06	17.12	12.21

# 2025 SAN DIEGO MOJO MATCH NOTES | 2025 BOX SCORES



## Match 1: Orlando 3 - San Diego 0


		Orlando Valkyries										3	Set	Duration	Partial Score	Score																																																							
Match Box Score	Match Area	Location Date	01/09/2025										11:19 pm	0	1	08:25	7-8, 16-14, 21-16	25-18																																																					
01/13/2025														2	08:24	8-6, 16-11, 21-16	25-18																																																						
														3	08:28	7-8, 16-12, 21-18	25-22																																																						
														4																																																									
														5																																																									
Orlando Valkyries																																																																							
			Set					Attack					Assist		Serve	Pass	Dig	Block	Pts																																																				
			1	2	3	4	5	Atts	K	E	Eff	K%	Ast	BHE	Ace	E	GP	E	#	+	+																																																		
02								2	2	-	1.000	100%	34	-	-	-	-	-	11	3	2																																																		
03								32	10	1	.250	31%	-	1	-	8%	12	1	11																																																				
04								28	8	1	.214	29%	5	1	1	2%	16	-	-																																																				
06								-	-	-	-	-	-	-	-	-	-	-	7	1	10																																																		
08								-	-	-	-	-	-	-	-	-	-	-	-	-	-																																																		
09								-	-	-	-	-	-	-	-	-	-	-	-	-	-																																																		
10								-	-	-	-	-	-	-	-	-	-	-	-	-	-																																																		
11								19	9	1	.421	47%	1	1	3	-	-	-	2	10																																																			
13								-	-	-	-	-	-	-	-	-	-	-	-	-	-																																																		
14								30	14	1	.433	47%	-	1	3	13%	1	9	-	-	17																																																		
15								5	1	1	.20%	-	-	1	-	-	-	3	1	2																																																			
19								-	-	-	-	-	-	-	-	-	-	-	-	-	-																																																		
22								-	-	-	-	-	-	-	-	-	-	-	-	-	-																																																		
Team Total																																																																							
116 44 5 .319 38%																																																																							
48 2 4 8 23% 1 58 10 53																																																																							
San Diego Mojo																																																																							
			Set					Attack					Assist		Serve	Pass	Dig	Block	Pts																																																				
			1	2	3	4	5	Atts	K	E	Eff	K%	Ast	BHE	Ace	E	GP	E	#	+	+																																																		
01								-	-	-	-	-	-	-	-	-	-	-	-	-	-																																																		
02								16	5	1	.188	31%	-	2	-	4%	1	13	-	-	-																																																		
07								14	3	2	.071	21%	-	1	3	-	7	1	3																																																				
08								-	-	-	-	-	-	-	-	-	-	-	-	-	-																																																		
10								-	-	-	-	-	-	-	-	-	-	-	-	-	-																																																		
16								-	-	-	-	-	-	-	-	-	-	-	-	-	-																																																		
19								2	-	-	.500	0%	34	1	1	-	10	1	-	-	-																																																		
23								18	4	3	.856	22%	-	-	-	-	-	6	2	6																																																			
24								3	-	-	.333	0%	-	-	-	-	-	-	-	-	-																																																		
26								-	-	-	-	-	-	-	-	-	-	-	-	-	-																																																		
28								12	7	1	.417	58%	-	3	-	-	-	1	7																																																				
31								31	10	1	.258	32%	-	-	13%	18	2	10																																																					
32								30	10	4	.280	33%	-	2	15%	2	8	3	10																																																				
Team Total																																																																							
126 39 12 .175 31%																																																																							
38 1 1 10 32% 4 59 14 42																																																																							
Orlando Valkyries																																																																							
Set	Atts	K	E	Eff	SOL	PS%	San Diego Mojo											Set	Atts	K	E	Eff	SOL	PS%																																															
1	27	14	2	.487	77%	32%	1st Attack After Positive Reception (#)											1	38	14	2	.237	58%	4%																																															
2	37	15	-	.378	67%	33%	11 2 7 16											2	38	15	3	.289	55%	1%																																															
3	52	15	3	.231	57%	19%	1st Attack After Negative Reception (i)											3	50	10	7	.848	33%	18%																																															
4							5 1 1 7											4																																																					
5							Attack from Dig											5																																																					
							Pts E E Pts																																																																
Total	116	44	5	.319	65%	28%	28 2 4 16											Total	126	39	12	.175	49%	15%																																															
Top Scorers Pts																		Eff Efficiency (K/E) %																		Top Scorers Pts																																			
14 Anae 17																		BHE Ball Handling Error																		8 Kills																		28 Lund 10																	
4 Schwan 11																		BK Blocks																		K Kills/Attempts																		31 Tabron 10																	
6 Abercrombie 10																		D Digs (Create)																		PS% Point Scoring % (w non service)																		26 Blackwell 7																	
Top Defenders Dig+Blk																		S% Sideout % (w non Receiving)																		GP Good Pass																		Top Defenders Dig+Blk																	
5 Murphy 14																																																						2 Venegas M.. 13																	
3 Guepard 12																																																						19 Lee 10																	
Top Blocker Blks																																																						Top Blocker Blks																	
14 Anae 2																																																						7 Stone 1																	

## Match 2: San Diego 3 - Columbus 1

		Columbus Fury		1	Set	Duration	Partial Score	Score						
Match Box Score 01/13/2025		San Diego Mojo		3	1	08:28	8-6, 16-15, 17-21	18-25						
		Location Date	01/12/2025	Time Attendance	2	08:25	7-8, 15-16, 21-19	25-21						
					3	08:28	3-8, 11-16, 21-28	19-25						
					4	08:34	7-8, 12-16, 21-28	22-25						
					5									
Columbus Fury														
		Set	Attack	Assist	Serve	Pass	Dig	Block	Pts					
		1 2 3 4 5	Atts K E Eff K%	Ast BHE Ace E GP E	#	+	+							
02	Rapacz Izabella	4 5 4 5	43 12 4 .070 28%	-	-	-	7	1	12					
05	Rivers Wilma	1 1 2 1 2	6 1 1 1 - .17%	42	-	3 3	-	11	7					
07	L Georgiades Mary Kate								4					
08	Cox Kaylee	3 3 2 3	33 10 1 .212 36%	-	-	24%	1	9	3					
10	Gillen Jill								11					
11	Dumancin Beta	4	3 - - - .0%	-	-	-	-	1	4					
12	Stringer Tori							2	-					
14	Leo James				1	-	-	-	-					
16	Terry Raina	5	9 1 - - .222 11%	1	-	1 3%	1	1	2					
17	Courtney Lush Megan	2 6 5 6	33 12 5 .182 36%	1	-	2 9%	-	20	13					
18	Rammelsberg Kaley	6 1 6 1	16 8 1 .375 56%	-	-	-	2	-	6					
20	L Cerame Paula				4	-	-	11%	2					
24	Walker Abby	3 4 3	8 2 1 .125 25%	-	-	1	-	3	2					
30	Lewis Morgan		14 6 1 .287 43%	-	1	2	-	5	1					
Team Total														
165 52 13 .158 32%														
49 1 4 13 47% 4 80 26 65														
San Diego Mojo														
		Set	Attack	Assist	Serve	Pass	Dig	Block	Pts					
		1 2 3 4 5	Atts K E Eff K%	Ast BHE Ace E GP E	#	+	+							
01	Jones Rainelle								-					
07	Stone Ronika	5 5 5 6	17 4 4 .118 24%	-	-	-	3	3	7					
08	Dahlke Kendra	4 4 4 5	45 17 2 .289 38%	2	-	2 15%	-	1	17					
09	L Church Anna								-					
10	Moore Jemaisya								-					
16	L Hapo Kamelle								-					
19	Lee Dayeong	6 6 6 1	2 2 - - .0%	-	1	-	1	9	4					
23	Pittman Regan	3 3 3 4	22 11 2 .489 56%	1	-	2 1	-	8	4					
24	McChes Elice								15					
24	Sponcil Sarah								-					
26	Blackwell Leyla	2 2 2 3	10 3 - - .100 30%	-	-	-	-	1	-					
28	Lund Kayla	4	18 1 - - .10%	-	-	-	-	2	1					
31	Tabron Maya	1 1 1 2	56 14 5 .161 25%	-	1	3 12%	1	16	2					
32	Page Lauren								19					
Team Total														
162 50 9 .198 31%														
45 - 4 10 46% 4 73 20 67														
Columbus Fury														
Set	Atts	K	E	Eff	SOL	PS%	1st Attack After Positive Reception (#)	Set	Atts	K	E	Eff	SOL	PS%
1	39	12	3	.877	41%	37%	Pts E E Pts	1	42	11	1	.167	53%	42%
2	43	16	1	.279	53%	33%	17 3 1 18	2	47	15	4	.231	56%	32%
3	32	11	2	.219	58%	28%	1st Attack After Negative Reception (i)	3	28	13	2	.321	56%	33%
4	51	13	7	.078	36%	36%	8 6 0 6	4	45	11	3	.133	37%	28%
5							Attack from Dig	5						
Total	165	52	13	.158	45%	32%	Pts E E Pts	Total	162	50	9	.198	49%	34%
							27 4 8 26							
Top Scorers Pts														
17	Courtney L.	13					BHE Blk Handling Error	Eff Efficiency (K/E)/Atts	Top Scorers Pts					
2	Rapacz	12					Blk Blocks	K Kills	81 Tabron 19					
8	Cox	11					D Digs (Create)	K% Kills/Attempts	8 Dahlke 17					
							PS% Point Scoring % (w/o Servo)	Pts Points	21 Pittman 15					
							50% Sileout % (w/o Receiving)	GP Good Pass	Top Defenders Dig+Blk					
17	Courtney L.	19							81 Tabron 19					
20	Cerame	17							8 Dahlke 15					
Top Blocker Blks														
18	Rammelsb.	3							31 Tabron 4					

## Match 3: Orlando 3 - San Diego 1

		San Diego Mojo		1		Set	Duration		Partial Score		Score																																			
Match Box Score		01/16/2025		3		1	08:28	5-8, 14-16, 18-21		23-25																																				
Match Area		Location Date		2		2	08:26	8-7, 16-15, 21-16		25-20																																				
		Time Attendance		3		3	08:27	7-8, 11-16, 15-21		17-25																																				
				4		4	08:21	6-8, 18-16, 11-21		15-25																																				
				5		5																																								
San Diego Mojo																																														
	Set				Attack		Assist	Serve	Pass	Dig	Block	Pts																																		
	1	2	3	4	5	Atts K E Eff K%	Ast BHE Ace E GP E	#	+	+																																				
01	Jones Rainelle																																													
02	L Venegas Medina Shara Marie	3	5	5	5	19 7 2 .211 37%	-	3	-	6%	16	-																																		
07	Stone Ronika																																													
08	Dahlke Kendra	2	4	4	4	40 14 2 .275 35%	1	1	3	14%	1	7	2																																	
09	L Church Anna																																													
10	Moore Jemaisya					8 2 - .250 25%	-	-	1	1%	1	2	-																																	
12	Calderon Rosie					4 - - .250 0%	-	-	-	-	-	-	-																																	
19	Lee Dayeong	4	6	6	6	-	-	37	-	-	-	12	1																																	
21	Pittman Regan	1	3	3	3	20 6 1 .150 38%	-	-	1	-	-	10	7																																	
24	Sponcil Sarah																																													
26	Blackwell Leyla	6	2	2	2	17 3 - .859 18%	1	-	2	-	-	3	6																																	
28	Lund Kayla																																													
31	Tabron Maya	5	1	1	1	45 15 4 .156 33%	-	1	10%	1	15	2	16																																	
32	Page Lauren																																													
Team Total																																														
153 47 9 .176 31% 44 1 - 7 33% 3 75 9 55																																														
Orlando Valkyries																																														
	Set				Attack		Assist	Serve	Pass	Dig	Block	Pts																																		
	1	2	3	4	5	Atts K E Eff K%	Ast BHE Ace E GP E	#	+	+																																				
02	Pakis Hannah																																													
03	Guedard Pompeu	1	1	1	1	1 - - .0% 31%	1	2	-	-	10	3	1																																	
04	Schwan Courtney	5	5	5	5	26 5 2 .838 19%	2	-	1	10%	17	1	6																																	
05	Murphy Jessica																																													
06	Abercrombie Brittany	4	4	4	4	38 12 - .263 32%	-	2	-	-	13	2	1																																	
08	Vander Weide Lindsey					3 2 1 .333 67%	-	-	1%	-	-	-	2																																	
09	White MKaela																																													
10	Scully Skenson																																													
11	Brown Kaz	6	6	6	6	22 10 - .489 45%	2	-	1	2	-	4	15																																	
13	Poster Natalie					13 7 - .462 54%	-	2	2	-	2	2	1																																	
14	Anal Abad	2	2	2	2	51 27 3 .431 53%	2	-	5	19%	10	2	11																																	
15	Hansen Abby	3	3	3	3	4 1 - .250 25%	-	1	-	-	-	-	-																																	
19	Grote Lyndal					4 - 1 - .250 0%	-	-	-	-	-	-	-																																	
22	Sis Neha																																													
Team Total																																														
162 64 7 .382 48% 59 1 3 16 45% - 75 18 78																																														
San Diego Mojo																																														
Set	Atts	K	E	Eff	50%	P5%	1st Attack After Positive Reception (+R)					Set	Atts	K	E	Eff	50%	P5%																												
1	18	18	3	240	70%	17%	7 0 8 19					1	46	15	2	239	65%	21%																												
2	36	13	2	222	58%	38%						2	43	13	1	269	45%	29%																												
3	39	9	4	851	33%	22%						3	40	16	2	300	65%	38%																												
4	28	7	-	179	39%	13%	16 2 2 18					4	33	20	2	515	80%	48%																												
5	Attack from Dig																	5																												
Pts 24 7 5 35																	Total 162 64 7 302 62% 34%																													
Top Scorers Pts												Top Scorers Pts																																		
31	Tabron	16										BHE	Ball Handling Error										Eff	Efficiency (KE)/Atts										Top Scorers Pts												
8	Dahlke	14										BK	Blocks										K	Kills										14	Anae	28										
8	Stone	8										Digs	Digs (Create)										K%	Kills/Attempts										11	Brown	15										
7	Defenders	8										P5%	Point Scoring % ( % won Serving)										Pts	Pts Points										6	Abercrombie	14										
2	Venegas M...	15										Att	Assists										%	Sidout % ( % won Receiving)										GP	Good Pass										Top Defenders	Dig=Elk
2	Venegas M...	17																						4	Schwan	18										6	Abercrombie	16								
2	Blocker	Elks																						11	Blocker	Elks										11	Brown	4								
26	Blackwell	3																						Top Blocker	Elks										11	Brown	4									







# 2025 SAN DIEGO MOJO MATCH NOTES | 2025 BOX SCORES

## Match 9: Indy 3 - San Diego 1

 <b>Indy Ignite</b>  <b>San Diego Mojo</b>	Match Box Score		02/13/2025		02/13/2025		7:00 pm		<b>3</b> <b>1</b>		Set		Duration		Partial Score		Score																																																																																																																																																																																																																																																																																															
	Match Arena		037		Location		Date		Attendance		1		00:25		8-4, 16-10, 21-14		25-21																																																																																																																																																																																																																																																																																															
											2		00:25		8-4, 16-8, 21-11		25-14																																																																																																																																																																																																																																																																																															
											3		00:25		3-8, 12-16, 15-21		18-25																																																																																																																																																																																																																																																																																															
											4		00:23		8-5, 16-18, 21-13		25-15																																																																																																																																																																																																																																																																																															
Indy Ignite																																																																																																																																																																																																																																																																																																																
<table><tr><th>Set</th><th>1</th><th>2</th><th>3</th><th>4</th><th>5</th><th>Atts</th><th>K</th><th>E</th><th>Eff</th><th>K%</th><th>Assist</th><th>Serve</th><th>Pass</th><th>Dig</th><th>Block</th><th>Pts</th></tr><tr><td>02</td><td>1</td><td>1</td><td>1</td><td>1</td><td>1</td><td>6</td><td>3</td><td>-</td><td>.500</td><td>50%</td><td>47</td><td>1</td><td>1</td><td>-</td><td>20</td><td>2</td><td>6</td></tr><tr><td>04</td><td></td><td></td><td></td><td></td><td></td><td></td><td></td><td></td><td></td><td></td><td></td><td></td><td></td><td></td><td></td><td></td><td></td></tr><tr><td>05</td><td></td><td></td><td></td><td></td><td></td><td>9</td><td>2</td><td>-</td><td>.111</td><td>22%</td><td></td><td>1</td><td>6%</td><td>2</td><td>3</td><td>-</td><td>2</td></tr><tr><td>06</td><td></td><td></td><td></td><td></td><td></td><td></td><td></td><td></td><td></td><td></td><td>1</td><td>-</td><td>8%</td><td>1</td><td>18</td><td>-</td><td>-</td></tr><tr><td>07</td><td></td><td></td><td></td><td></td><td></td><td>19</td><td>5</td><td>1</td><td>.158</td><td>26%</td><td>2</td><td>-</td><td>2</td><td>7%</td><td>4</td><td>1</td><td>6</td></tr><tr><td>09</td><td></td><td></td><td></td><td></td><td></td><td></td><td></td><td></td><td></td><td></td><td>1</td><td>-</td><td>1%</td><td>-</td><td>4</td><td>-</td><td>-</td></tr><tr><td>11</td><td></td><td></td><td></td><td></td><td></td><td></td><td></td><td></td><td></td><td></td><td></td><td></td><td></td><td></td><td></td><td></td><td></td></tr><tr><td>12</td><td></td><td></td><td></td><td></td><td></td><td>11</td><td>4</td><td>-</td><td>.364</td><td>36%</td><td>2</td><td>-</td><td></td><td>3</td><td>1</td><td>5</td><td></td></tr><tr><td>17</td><td></td><td></td><td></td><td></td><td></td><td>17</td><td>11</td><td>-</td><td>.647</td><td>65%</td><td>1</td><td>-</td><td></td><td>3</td><td>-</td><td>11</td><td></td></tr><tr><td>18</td><td></td><td></td><td></td><td></td><td></td><td></td><td></td><td></td><td></td><td></td><td>1</td><td>-</td><td></td><td>2</td><td>-</td><td>-</td><td></td></tr><tr><td>19</td><td></td><td></td><td></td><td></td><td></td><td>37</td><td>16</td><td>2</td><td>.278</td><td>43%</td><td>-</td><td>2</td><td>1</td><td>-</td><td>6</td><td>4</td><td>22</td></tr><tr><td>20</td><td></td><td></td><td></td><td></td><td></td><td></td><td></td><td></td><td></td><td></td><td></td><td></td><td></td><td></td><td></td><td></td><td></td></tr><tr><td>23</td><td></td><td></td><td></td><td></td><td></td><td>38</td><td>16</td><td>1</td><td>.395</td><td>42%</td><td>1</td><td>-</td><td>2</td><td>8%</td><td>1</td><td>6</td><td>17</td></tr><tr><td>26</td><td></td><td></td><td></td><td></td><td></td><td></td><td></td><td></td><td></td><td></td><td></td><td></td><td></td><td></td><td></td><td></td><td></td></tr><tr><td colspan="6">Team Total</td><td>137</td><td>57</td><td>4</td><td>.343</td><td>42%</td><td>55</td><td>-</td><td>3</td><td>8</td><td>30%</td><td>4</td><td>69</td></tr></table>																		Set	1	2	3	4	5	Atts	K	E	Eff	K%	Assist	Serve	Pass	Dig	Block	Pts	02	1	1	1	1	1	6	3	-	.500	50%	47	1	1	-	20	2	6	04																		05						9	2	-	.111	22%		1	6%	2	3	-	2	06											1	-	8%	1	18	-	-	07						19	5	1	.158	26%	2	-	2	7%	4	1	6	09											1	-	1%	-	4	-	-	11																		12						11	4	-	.364	36%	2	-		3	1	5		17						17	11	-	.647	65%	1	-		3	-	11		18											1	-		2	-	-		19						37	16	2	.278	43%	-	2	1	-	6	4	22	20																		23						38	16	1	.395	42%	1	-	2	8%	1	6	17	26																		Team Total						137	57	4	.343	42%	55	-	3	8	30%	4	69
Set	1	2	3	4	5	Atts	K	E	Eff	K%	Assist	Serve	Pass	Dig	Block	Pts																																																																																																																																																																																																																																																																																																
02	1	1	1	1	1	6	3	-	.500	50%	47	1	1	-	20	2	6																																																																																																																																																																																																																																																																																															
04																																																																																																																																																																																																																																																																																																																
05						9	2	-	.111	22%		1	6%	2	3	-	2																																																																																																																																																																																																																																																																																															
06											1	-	8%	1	18	-	-																																																																																																																																																																																																																																																																																															
07						19	5	1	.158	26%	2	-	2	7%	4	1	6																																																																																																																																																																																																																																																																																															
09											1	-	1%	-	4	-	-																																																																																																																																																																																																																																																																																															
11																																																																																																																																																																																																																																																																																																																
12						11	4	-	.364	36%	2	-		3	1	5																																																																																																																																																																																																																																																																																																
17						17	11	-	.647	65%	1	-		3	-	11																																																																																																																																																																																																																																																																																																
18											1	-		2	-	-																																																																																																																																																																																																																																																																																																
19						37	16	2	.278	43%	-	2	1	-	6	4	22																																																																																																																																																																																																																																																																																															
20																																																																																																																																																																																																																																																																																																																
23						38	16	1	.395	42%	1	-	2	8%	1	6	17																																																																																																																																																																																																																																																																																															
26																																																																																																																																																																																																																																																																																																																
Team Total						137	57	4	.343	42%	55	-	3	8	30%	4	69																																																																																																																																																																																																																																																																																															
San Diego Mojo																																																																																																																																																																																																																																																																																																																
<table><tr><th>Set</th><th>1</th><th>2</th><th>3</th><th>4</th><th>5</th><th>Atts</th><th>K</th><th>E</th><th>Eff</th><th>K%</th><th>Assist</th><th>Serve</th><th>Pass</th><th>Dig</th><th>Block</th><th>Pts</th></tr><tr><td>01</td><td></td><td></td><td></td><td></td><td></td><td>16</td><td>5</td><td>3</td><td>.863</td><td>31%</td><td>-</td><td>1</td><td>1</td><td>1%</td><td>-</td><td>2</td><td>8</td></tr><tr><td>02</td><td></td><td></td><td></td><td></td><td></td><td></td><td></td><td></td><td></td><td></td><td>4</td><td>-</td><td>-</td><td>12%</td><td>-</td><td>9</td><td>-</td></tr><tr><td>07</td><td></td><td></td><td></td><td></td><td></td><td>17</td><td>8</td><td>-</td><td>.412</td><td>47%</td><td>-</td><td>-</td><td>-</td><td>-</td><td>3</td><td>-</td><td>8</td></tr><tr><td>08</td><td></td><td></td><td></td><td></td><td></td><td>52</td><td>22</td><td>5</td><td>.327</td><td>42%</td><td>-</td><td>2</td><td>3</td><td>15%</td><td>2</td><td>11</td><td>24</td></tr><tr><td>10</td><td></td><td></td><td></td><td></td><td></td><td>15</td><td>2</td><td>2</td><td>-</td><td>13%</td><td>2</td><td>-</td><td>-</td><td>2%</td><td>-</td><td>4</td><td>2</td></tr><tr><td>16</td><td></td><td></td><td></td><td></td><td></td><td></td><td></td><td></td><td></td><td></td><td>1</td><td>-</td><td>-</td><td>1%</td><td>-</td><td>1</td><td>-</td></tr><tr><td>19</td><td></td><td></td><td></td><td></td><td></td><td>5</td><td>1</td><td>-</td><td>.200</td><td>20%</td><td>36</td><td>2</td><td>-</td><td>2</td><td>-</td><td>9</td><td>1</td></tr><tr><td>23</td><td></td><td></td><td></td><td></td><td></td><td>12</td><td>4</td><td>1</td><td>.883</td><td>33%</td><td>-</td><td>-</td><td>-</td><td>-</td><td>10</td><td>-</td><td>4</td></tr><tr><td>24</td><td></td><td></td><td></td><td></td><td></td><td>2</td><td>-</td><td>1</td><td>-.500</td><td>0%</td><td>6</td><td>-</td><td>-</td><td>-</td><td>1</td><td>-</td><td>-</td></tr><tr><td>26</td><td></td><td></td><td></td><td></td><td></td><td></td><td></td><td></td><td></td><td></td><td></td><td></td><td></td><td></td><td></td><td></td><td></td></tr><tr><td>28</td><td></td><td></td><td></td><td></td><td></td><td>10</td><td>5</td><td>1</td><td>.200</td><td>50%</td><td>-</td><td>-</td><td>1</td><td>5%</td><td>1</td><td>3</td><td>5</td></tr><tr><td>30</td><td></td><td></td><td></td><td></td><td></td><td>1</td><td>-</td><td>-</td><td>8%</td><td></td><td>-</td><td>-</td><td>-</td><td>-</td><td>1</td><td>-</td><td>-</td></tr><tr><td>31</td><td></td><td></td><td></td><td></td><td></td><td>5</td><td>-</td><td>-</td><td>.400</td><td>0%</td><td>-</td><td>-</td><td>-</td><td>1%</td><td>-</td><td>1</td><td>-</td></tr><tr><td>32</td><td></td><td></td><td></td><td></td><td></td><td>17</td><td>4</td><td>1</td><td>.118</td><td>24%</td><td>-</td><td>-</td><td>1</td><td>-</td><td>3</td><td>4</td><td>9</td></tr><tr><td colspan="6">Team Total</td><td>152</td><td>51</td><td>14</td><td>.184</td><td>34%</td><td>49</td><td>2</td><td>4</td><td>7</td><td>37%</td><td>3</td><td>56</td></tr></table>																		Set	1	2	3	4	5	Atts	K	E	Eff	K%	Assist	Serve	Pass	Dig	Block	Pts	01						16	5	3	.863	31%	-	1	1	1%	-	2	8	02											4	-	-	12%	-	9	-	07						17	8	-	.412	47%	-	-	-	-	3	-	8	08						52	22	5	.327	42%	-	2	3	15%	2	11	24	10						15	2	2	-	13%	2	-	-	2%	-	4	2	16											1	-	-	1%	-	1	-	19						5	1	-	.200	20%	36	2	-	2	-	9	1	23						12	4	1	.883	33%	-	-	-	-	10	-	4	24						2	-	1	-.500	0%	6	-	-	-	1	-	-	26																		28						10	5	1	.200	50%	-	-	1	5%	1	3	5	30						1	-	-	8%		-	-	-	-	1	-	-	31						5	-	-	.400	0%	-	-	-	1%	-	1	-	32						17	4	1	.118	24%	-	-	1	-	3	4	9	Team Total						152	51	14	.184	34%	49	2	4	7	37%	3	56
Set	1	2	3	4	5	Atts	K	E	Eff	K%	Assist	Serve	Pass	Dig	Block	Pts																																																																																																																																																																																																																																																																																																
01						16	5	3	.863	31%	-	1	1	1%	-	2	8																																																																																																																																																																																																																																																																																															
02											4	-	-	12%	-	9	-																																																																																																																																																																																																																																																																																															
07						17	8	-	.412	47%	-	-	-	-	3	-	8																																																																																																																																																																																																																																																																																															
08						52	22	5	.327	42%	-	2	3	15%	2	11	24																																																																																																																																																																																																																																																																																															
10						15	2	2	-	13%	2	-	-	2%	-	4	2																																																																																																																																																																																																																																																																																															
16											1	-	-	1%	-	1	-																																																																																																																																																																																																																																																																																															
19						5	1	-	.200	20%	36	2	-	2	-	9	1																																																																																																																																																																																																																																																																																															
23						12	4	1	.883	33%	-	-	-	-	10	-	4																																																																																																																																																																																																																																																																																															
24						2	-	1	-.500	0%	6	-	-	-	1	-	-																																																																																																																																																																																																																																																																																															
26																																																																																																																																																																																																																																																																																																																
28						10	5	1	.200	50%	-	-	1	5%	1	3	5																																																																																																																																																																																																																																																																																															
30						1	-	-	8%		-	-	-	-	1	-	-																																																																																																																																																																																																																																																																																															
31						5	-	-	.400	0%	-	-	-	1%	-	1	-																																																																																																																																																																																																																																																																																															
32						17	4	1	.118	24%	-	-	1	-	3	4	9																																																																																																																																																																																																																																																																																															
Team Total						152	51	14	.184	34%	49	2	4	7	37%	3	56																																																																																																																																																																																																																																																																																															
<table><tr><th colspan="10">Indy Ignite</th><th colspan="10">San Diego Mojo</th></tr><tr><th>Set</th><th>Atts</th><th>K</th><th>E</th><th>Eff</th><th>S0%</th><th>P5%</th><th colspan="3">1st Attack After Positive Reception (H)</th><th>Set</th><th>Atts</th><th>K</th><th>E</th><th>Eff</th><th>S0%</th><th>P5%</th><th colspan="3">1st Attack After Negative Reception (I)</th></tr><tr><td>1</td><td>46</td><td>18</td><td>1</td><td>.326</td><td>58%</td><td>38%</td><td>Pts</td><td>E</td><td>Pts</td><td>1</td><td>49</td><td>15</td><td>5</td><td>.163</td><td>45%</td><td>36%</td><td>Pts</td><td>E</td><td>Pts</td></tr><tr><td>2</td><td>37</td><td>15</td><td>1</td><td>.378</td><td>83%</td><td>36%</td><td>14</td><td>0</td><td>3</td><td>2</td><td>41</td><td>9</td><td>4</td><td>.849</td><td>33%</td><td>14%</td><td>18</td><td>2</td><td>3</td></tr><tr><td>3</td><td>27</td><td>11</td><td>2</td><td>.222</td><td>45%</td><td>11%</td><td colspan="3">1st Attack After Negative Reception (I)</td><td>3</td><td>29</td><td>14</td><td>1</td><td>.448</td><td>79%</td><td>32%</td><td>10</td><td>2</td><td>3</td></tr><tr><td>4</td><td>27</td><td>13</td><td>-</td><td>.444</td><td>71%</td><td>36%</td><td>Pts</td><td>E</td><td>Pts</td><td>4</td><td>33</td><td>13</td><td>4</td><td>.152</td><td>54%</td><td>7%</td><td>18</td><td>2</td><td>3</td></tr><tr><td>5</td><td></td><td></td><td></td><td></td><td></td><td></td><td colspan="3">Attack from Dig</td><td>5</td><td></td><td></td><td></td><td></td><td></td><td></td><td></td><td></td><td></td></tr><tr><td>Total</td><td>137</td><td>57</td><td>4</td><td>.343</td><td>59%</td><td>32%</td><td>Pts</td><td>E</td><td>Pts</td><td>Total</td><td>152</td><td>51</td><td>14</td><td>.184</td><td>50%</td><td>25%</td><td>33</td><td>2</td><td>8</td></tr></table>																				Indy Ignite										San Diego Mojo										Set	Atts	K	E	Eff	S0%	P5%	1st Attack After Positive Reception (H)			Set	Atts	K	E	Eff	S0%	P5%	1st Attack After Negative Reception (I)			1	46	18	1	.326	58%	38%	Pts	E	Pts	1	49	15	5	.163	45%	36%	Pts	E	Pts	2	37	15	1	.378	83%	36%	14	0	3	2	41	9	4	.849	33%	14%	18	2	3	3	27	11	2	.222	45%	11%	1st Attack After Negative Reception (I)			3	29	14	1	.448	79%	32%	10	2	3	4	27	13	-	.444	71%	36%	Pts	E	Pts	4	33	13	4	.152	54%	7%	18	2	3	5							Attack from Dig			5										Total	137	57	4	.343	59%	32%	Pts	E	Pts	Total	152	51	14	.184	50%	25%	33	2	8																																																																																																																													
Indy Ignite										San Diego Mojo																																																																																																																																																																																																																																																																																																						
Set	Atts	K	E	Eff	S0%	P5%	1st Attack After Positive Reception (H)			Set	Atts	K	E	Eff	S0%	P5%	1st Attack After Negative Reception (I)																																																																																																																																																																																																																																																																																															
1	46	18	1	.326	58%	38%	Pts	E	Pts	1	49	15	5	.163	45%	36%	Pts	E	Pts																																																																																																																																																																																																																																																																																													
2	37	15	1	.378	83%	36%	14	0	3	2	41	9	4	.849	33%	14%	18	2	3																																																																																																																																																																																																																																																																																													
3	27	11	2	.222	45%	11%	1st Attack After Negative Reception (I)			3	29	14	1	.448	79%	32%	10	2	3																																																																																																																																																																																																																																																																																													
4	27	13	-	.444	71%	36%	Pts	E	Pts	4	33	13	4	.152	54%	7%	18	2	3																																																																																																																																																																																																																																																																																													
5							Attack from Dig			5																																																																																																																																																																																																																																																																																																						
Total	137	57	4	.343	59%	32%	Pts	E	Pts	Total	152	51	14	.184	50%	25%	33	2	8																																																																																																																																																																																																																																																																																													
<table><tr><th colspan="5">Top Scorers</th><th colspan="5">Top Scorers</th><th colspan="5">Top Scorers</th><th colspan="5">Top Scorers</th></tr><tr><td>19</td><td>Tealer</td><td>22</td><td></td><td></td><td>8</td><td>Dahlke</td><td>24</td><td></td><td></td><td>8</td><td>Dahlke</td><td>11</td><td></td><td></td><td>32</td><td>Page</td><td>10</td><td></td><td></td></tr><tr><td>23</td><td>Cajic</td><td>17</td><td></td><td></td><td>32</td><td>Page</td><td>9</td><td></td><td></td><td>1</td><td>Jones</td><td>8</td><td></td><td></td><td></td><td></td><td></td><td></td><td></td></tr><tr><td>17</td><td>Mohler</td><td>11</td><td></td><td></td><td></td><td></td><td></td><td></td><td></td><td></td><td></td><td></td><td></td><td></td><td></td><td></td><td></td><td></td><td></td></tr><tr><td colspan="5">Top Defenders</td><td colspan="5">Top Defenders</td><td colspan="5">Top Defenders</td><td colspan="5">Top Defenders</td></tr><tr><td>2</td><td>Hilley</td><td>17</td><td></td><td></td><td>8</td><td>Dahlke</td><td>11</td><td></td><td></td><td>8</td><td>Dahlke</td><td>11</td><td></td><td></td><td>8</td><td>Dahlke</td><td>11</td><td></td><td></td></tr><tr><td>6</td><td>Murr</td><td>14</td><td></td><td></td><td>32</td><td>Page</td><td>10</td><td></td><td></td><td>32</td><td>Page</td><td>10</td><td></td><td></td><td></td><td></td><td></td><td></td><td></td></tr><tr><td colspan="5">Top Blockers</td><td colspan="5">Top Blockers</td><td colspan="5">Top Blockers</td><td colspan="5">Top Blockers</td></tr><tr><td>19</td><td>Tealer</td><td>4</td><td></td><td></td><td></td><td></td><td></td><td></td><td></td><td></td><td></td><td></td><td></td><td></td><td></td><td></td><td></td><td></td><td></td></tr></table>																				Top Scorers					Top Scorers					Top Scorers					Top Scorers					19	Tealer	22			8	Dahlke	24			8	Dahlke	11			32	Page	10			23	Cajic	17			32	Page	9			1	Jones	8								17	Mohler	11																		Top Defenders					Top Defenders					Top Defenders					Top Defenders					2	Hilley	17			8	Dahlke	11			8	Dahlke	11			8	Dahlke	11			6	Murr	14			32	Page	10			32	Page	10								Top Blockers					Top Blockers					Top Blockers					Top Blockers					19	Tealer	4																																																																																																																										
Top Scorers					Top Scorers					Top Scorers					Top Scorers																																																																																																																																																																																																																																																																																																	
19	Tealer	22			8	Dahlke	24			8	Dahlke	11			32	Page	10																																																																																																																																																																																																																																																																																															
23	Cajic	17			32	Page	9			1	Jones	8																																																																																																																																																																																																																																																																																																				
17	Mohler	11																																																																																																																																																																																																																																																																																																														
Top Defenders					Top Defenders					Top Defenders					Top Defenders																																																																																																																																																																																																																																																																																																	
2	Hilley	17			8	Dahlke	11			8	Dahlke	11			8	Dahlke	11																																																																																																																																																																																																																																																																																															
6	Murr	14			32	Page	10			32	Page	10																																																																																																																																																																																																																																																																																																				
Top Blockers					Top Blockers					Top Blockers					Top Blockers																																																																																																																																																																																																																																																																																																	
19	Tealer	4																																																																																																																																																																																																																																																																																																														



## Match 10: San Diego at Omaha

## Match 11: Omaha at San Diego

## Match 12: Grand Rapids at San Diego

## 2025 SAN DIEGO MOJO MATCH NOTES | **SAN DIEGO MOJO**



**1 | RAINELLE JONES**  
MIDDLE BLOCKER



**2 | SHARA VENEGAS**  
LIBERO



**6 | KYLIE COLE**  
SETTER



**7 | RONIKA STONE**  
MIDDLE BLOCKER




**8 | KENDRA DAHLKE**  
OUTSIDE HITTER



**10 | JENAISHA MOORE**  
OUTSIDE HITTER



**11 | YELIZ BASA**  
OPPOSITE



**16 | KAMAILE HIAIPO**  
LIBERO



**19 | DAYEONG LEE**  
SETTER



**21 | REGAN PITTMAN**  
MIDDLE BLOCKER



**23 | ELISE MCGHEE**  
OUTSIDE HITTER



**24 | SARAH SPONCIL**  
LIBERO/SETTER



**26 | LEYLA BLACKWELL**  
MIDDLE BLOCKER



**28 | KAYLA LUND**  
OUTSIDE HITTER



**30 | DEVYN RONINSON**  
OPPOSITE



**31 | MAYA TABRON**  
OUTSIDE HITTER



**32 | LAUREN PAGE**  
MIDDLE BLOCKER



**TAYYIBA HANEEF-PARK**  
HEAD COCH



**DEITRE COLLINS-PARKER**  
ASSISTANT COACH



**NOEL CARPIO**  
ASSISTANT COACH