



# MATCH NOTES

## MATCH ELEVEN

### Columbus Fury (2-8) at Grand Rapids Rise (4-6)

Thursday | February 20 | 7 p.m. ET

YouTube

VAN ANDEL ARENA • Grand Rapids, Michigan



Columbus Head Coach.....Ángel Pérez

Fury Record (2nd season).....10-24 (.294)

Career Record (4th season).....10-24 (.294)

Grand Rapids Head Coach.....Cathy George

Rise Record (2nd season).....16-19 (.457)

Career Record (37th Season)....683-476 (.589)

**SERIES NOTES:** This is the seventh meeting between the Columbus Fury and Grand Rapids Rise. It will be the third of four contests between the two squads during the 2025 season. Columbus holds a 2-4 all-time record against the Rise.

#### BROADCAST AND RADIO INFORMATION



YouTube

Today's match will be the ninth of at least 17 matches to be broadcast on YouTube this season. Today's announcer team includes:  
Dan Hasty (Play-by-Play), Katie Olsen (Analyst)

## UNLEASH THE FURY


The Columbus Fury return for their second season in the Pro Volleyball Federation.

- ⇒ The Fury boast a roster that features a combined 51-years of professional experience.
- ⇒ Five players, Beta Dumancic, Megan Lush, Izabella Rapacz, Wilma Rivera and Tori Stringer have seven-plus years of experience playing internationally.
- ⇒ Columbus' roster features five Ohio natives, Megan Lush, Kaley Rammelsberg, Raina Terry, Abby Walker, and Ashley Wenz who will once again be playing volleyball in the Buckeye State.
- ⇒ The Fury join the Columbus Blue Jackets (NHL) and the Columbus Crew (MLS) as the major league teams representing the city.

## BIG TEN COUNTRY

Columbus lies in the heart of Big Ten country and is home to the Ohio State Buckeyes. The team roster features six players who spent at least one season at a Big Ten school.

- ⇒ Paula Cerame set the program record in digs (353) while Kaley Rammelsberg was an All-Big Ten Second Team & AVCA Northeast All-Region Honorable Mention at Indiana.
- ⇒ Penn State alumna Megan Lush won two national titles with the Nittany Lions.
- ⇒ Morgan Lewis earned All-American honors and is a two-time NCAA Tournament All-Region Team honoree while with Oregon.
- ⇒ Raina Terry finished third in the NCAA in attacks per set, fourth in total attacks, eighth in kills per set and ninth in total kills during her senior season with Illinois.
- ⇒ Wenz is the lone Buckeye who earned All-American honors in her senior season in 2017.



## COLUMBUS FURY COMMUNICATIONS

KYLE JACKSON

Director of Communications

kjackson@columbusfury.com

380.276.9744

@kylejacksonsid

## 2025 SCHEDULE

| Date  | Opponent        | Time/Result |
|-------|-----------------|-------------|
| 01.11 | San Diego       | L, 1-3      |
| 01.16 | at Atlanta      | L, 2-3      |
| 01.18 | Indianapolis    | L, 2-3      |
| 01.24 | Omaha           | L, 0-3      |
| 01.26 | Grand Rapids    | L, 2-3      |
| 01.31 | at Omaha        | L, 0-3      |
| 02.02 | at Indianapolis | L, 0-3      |
| 02.07 | Grand Rapids    | W, 3-2      |
| 02.12 | Orlando         | L, 1-3      |
| 02.17 | Las Vegas       | W, 3-1      |
| 02.20 | at Grand Rapids | 7 p.m.      |
| 02.23 | Atlanta         | 2 p.m.      |
| 03.01 | at San Diego    | 9:05 p.m.   |
| 03.05 | Omaha           | 7 p.m.      |
| 03.09 | at Orlando      | 6 p.m.      |
| 03.14 | Las Vegas       | 7 p.m.      |
| 03.20 | at Indianapolis | 7 p.m.      |
| 03.23 | Atlanta         | 1 p.m.      |
| 03.28 | at Grand Rapids | 7 p.m.      |
| 03.30 | at Atlanta      | 3 p.m.      |
| 04.05 | Indianapolis    | 7 p.m.      |
| 04.13 | at Las Vegas    | 7 p.m.      |
| 04.16 | San Diego       | 7 p.m.      |
| 04.18 | Orlando         | 7 p.m.      |
| 04.25 | at Omaha        | TBA         |
| 04.27 | at Orlando      | 6 p.m.      |
| 05.01 | at San Diego    | 10:05 p.m.  |
| 05.04 | at Las Vegas    | 9 p.m.      |

All times Eastern and subject to change



## PRO VOLLEYBALL FEDERATION PRESEASON POLL

The Fury were voted to finish eighth in the League's preseason poll with 12 points. The Fury did not receive a first-place vote in the poll.

Columbus did not place a player on the Preseason All-League team for 2025. In 2024, rookie Asjia O'Neal, the first overall draft selection of the League's inaugural College Draft earned Preseason All-League honors.

### PRESEASON SELECTED ORDER OF FINISH

Rank Team Points

1. Atlanta Vibe [4] - 43
2. Orlando Valkyries [2] - 41
3. Omaha Supernovas [1] - 36
4. Indy Ignite [1] - 27
5. Grand Rapids Rise - 26
6. Vegas Thrill - 25
7. San Diego Mojo - 14

#### **8. Columbus Fury - 12**

*First-place votes in parenthesis*

### PRESEASON ALL-LEAGUE TEAM

Leah Edmond, Atlanta Vibe

Morgan Hentz, Atlanta Vibe\*

Reagan Cooper, Omaha Supernovas

Brooke Nuneviller, Omaha Supernovas

Brittany Abercrombie, Orlando Valkyries

Kaz Brown, Orlando Valkyries

Ronika Stone, San Diego Mojo

*\*denotes unanimous selection*

## PRO VOLLEYBALL FEDERATION ON TV

Pro Volleyball Federation (PVF) has announced the extensive schedule of nationally broadcast matches airing on CBS and FOX Sports outlets for 2025.

During the first 11 days of the regular season, fans can see head-to-head action in four nationally broadcast matches, showcasing seven of PVF's eight teams.

In total, 24 regular season matches are scheduled for CBS, CBS Sports Network, FS1, or FS2. The first All-Star Match in PVF history will also be shown on CBS. The event will be the first professional volleyball match aired on CBS's over-the-air network, marking a significant milestone for the league and the sport.

PVF has been rapidly expanding its network of national broadcast partners, with additional nationally televised matches to be announced in the coming days. With a robust network of broadcasters, PVF is poised to bring more eyes to the sport in 2025 than any other professional volleyball league. Fans can look forward to thrilling matchups on each network.

## COLUMBUS FURY ON ROCK ENTERTAINMENT SPORTS NETWORK

The Columbus Fury, a charter member of the Pro Volleyball Federation, have partnered with Rock Entertainment Sports Network (RESN) to showcase several of the club's matches for fans across Ohio.

Ohio's only major professional women's team will have six home matches on RESN — the Buckeye state's premier regional sports network. RESN is a joint venture between Rock Entertainment Group and Gray Media, owner of WOIO and WUAB in Cleveland and

WXIX in Cincinnati.

"Our partnership with Rock Entertainment Sports Network represents an exciting opportunity to bring the energy and passion of Columbus Fury volleyball to even more fans across Ohio," said Dr. David Paitson, CEO of the Columbus Fury. "This collaboration ensures our world-class athletes and thrilling matches are accessible to a wider audience, strengthening our connection to the community and inspiring the next generation of volleyball players."

Columbus' world-class athletes will bring the excitement of professional volleyball to Fury fans in Central Ohio, Cleveland, and Cincinnati. Check your local listing for the Fury's matches on RESN.

Columbus Fury matches featured on RESN:

Friday, January 24 at 7:00 p.m. vs Omaha Supernovas

Sunday, January 26 at 2:00 p.m. vs Grand Rapids Rise

Wednesday, February 12 at 7:00 p.m. vs Orlando Valkyries

Wednesday, March 5 at 7:00 p.m. vs Omaha Supernovas

Friday, March 14 at 7:00 p.m. vs Vegas Thrill

Wednesday, April 16 at 7:00 p.m. vs San Diego Mojo

## MEGAN LUSH IS A PVF ALL-STAR

Columbus Fury captain and two-time NCAA national champion Megan Lush has been named to the inaugural Pro Volleyball Federation All-Star Roster, the league announced on Wednesday. Lush joins 23 other all-stars to participate in the inaugural PVF All-Star game in Indianapolis, Indiana on February 22nd.

Every team is represented on the two 12-person rosters, led by the Atlanta Vibe, Orlando Valkyries and Vegas Thrill with four players apiece. The two squads will be led by a duo of volleyball coaching icons – Dave Shondell of Purdue and Georgia Tech's Michelle Collier.



Voting was comprised of several components, led by online fan voting that saw more than 10,000 fans of Pro Volleyball Federation cast ballots. Coaches added votes for their own players and that of other teams, while league volleyball operations staff members spent countless hours crunching numbers and comparing the top vote-getters along with the leading performers from 2025.

"The rosters for this unprecedented match are flat out outstanding," said Pro Volleyball Federation CEO Jen Spicher. "Putting these two teams together was a massive and difficult task based on how many great players there are in this league. To combine that with more than 10,000 fans voting just shows that if you can't be there in person, it's a must-watch event on CBS!"

Four players who won major awards in the league a year ago are represented – Leah Edmond of Atlanta (MVP, Outside Hitter of the Year), Orlando's Kaz Brown (Middle Blocker of the Year), Atlanta's Morgan Hentz (Libero of the Year) and Alisha Childress of Vegas (Most Inspirational Player).

PVF's history-making All-Star match begins at 1:30 pm ET at Fishers Event Center, home of Indy Ignite, PVF's newest franchise. All-Star tickets are available via Ticketmaster or the Fishers Event Center box office. For more information on the PVF All-Star Game and ticket availability visit ProVolleyball.com.

# PROJECTED STARTERS

**S - Stringer****OH - Cox****MB - Walker****OH - Rapacz****OH - Lush****MB - Rammelsberg**

## ALPHABETICAL ROSTER

\* - Franchise Tagged Players

| NO. | NAME              | POS  | HT   | EXP | HOMETOWN               | COLLEGE                   | ACQUIRED | PREVIOUS TEAM      |
|-----|-------------------|------|------|-----|------------------------|---------------------------|----------|--------------------|
| 20  | Paula Cerame      | L/DS | 5-8  | 2   | San Juan, Puerto Rico  | Indiana                   | FA       | Orlando Valkyries  |
| 8   | Kaylee Cox        | OH   | 6-3  | R   | Flower Mound, Texas    | Missouri/Western Kentucky | DR       |                    |
| 11  | Beta Dumančić     | MB   | 6-2  | 10  | Osijek, Croatia        | Clemson                   | FA       | Aris Thessaloniki  |
| 7   | Kate Georgiades   | L/DS | 5-9  | R   | College Station, Texas | Houston                   | DR       |                    |
| 10  | Jill Gillen       | OH   | 5-7  | 2   | Stillwell, Kansas      | Arkansas                  | FA       | Orlando Valkyries  |
| 14  | Janice Leao       | MB   | 6-3  | 2   | New Bedford, Mass.     | Miami (Fla.)              | FA       | Criollas de Caguas |
| 30  | Morgan Lewis      | OPP  | 6-3  | 2   | Carlsbad, Calif.       | Oregon                    | FA       | San Diego Mojo     |
| 17  | Megan Lush*       | OH   | 6-1  | 10  | Kettering, Ohio        | Penn State                | FA       |                    |
| 18  | Kaley Rammelsberg | MB   | 6-2  | 2   | Westerville, Ohio      | Indiana                   | FA       | LiigaPloki         |
| 2   | Izabella Rapacz   | OH   | 6-2  | 8   | Glenview, Illi.        | Temple                    | FA       | Shenzhen Zhongsai  |
| 5   | Wilma Rivera      | S    | 5-8  | 8   | Carolina, Puerto Rico  | Louisville                | FA       | Orlando Valkyries  |
| 12  | Tori Stringer*    | S    | 5-11 | 5   | Los Gatos, Calif.      | Louisville                | TR       | Atlanta Vibe       |
| 16  | Raina Terry       | OH   | 6-3  | R   | Marengo, Ohio          | Illinois                  | DR       |                    |
| 24  | Abby Walker       | MB   | 6-1  | R   | Cambridge, Ohio        | Cincinnati                | DR       |                    |
| 13  | Ashley Wenz       | OPP  | 6-3  | 1   | Springboro, Ohio       | Ohio State/Arizona State  | FA       |                    |

FA = Free Agency DR = Draft TR = Trade

## COACHING STAFF

**Head Coach:** Ángel Pérez (Polytechnic University of Puerto Rico '06)**Assistant Coach:** Carlos Cardona**Technical Director:** Jose Figueroa**Team Services Director:** Ari Ljuso

## NUMERICAL

- 2 Izabella Rapacz
- 5 Wilma Rivera
- 7 Kate Georgiades
- 8 Kaylee Cox
- 10 Jill Gillen
- 11 Beta Dumančić
- 12 Tori Stringer
- 13 Ashley Wenz
- 14 Janice Leao
- 16 Raina Terry
- 17 Megan Lush
- 18 Kaley Rammelsberg
- 20 Paula Cerame
- 24 Abby Walker
- 30 Morgan Lewis

## FROM WHERE?

|                    |   |
|--------------------|---|
| Ohio.....          | 5 |
| California .....   | 2 |
| Puerto Rico .....  | 2 |
| Texas .....        | 2 |
| Croatia .....      | 1 |
| Illinois.....      | 1 |
| Kansas.....        | 1 |
| Massachusetts..... | 1 |

## PRONUNCIATION GUIDE

| Name                 | Pronunciation       |
|----------------------|---------------------|
| Paula CERAME.....    | Sir-a-may           |
| BETA DUMANČIĆ .....  | BAY-Ta Doo-man-shiz |
| Kate GEORGIADES..... | GEORGE-D-A-dez      |
| Janice LEAO .....    | LEE-Ow              |
| Izabella RAPACZ..... | Ray-Potch           |
| Ashley WENZ.....     | Whens               |
| Ángel Pérez.....     | On-Hell Peh-res     |
| Carlos Cardona.....  | Car-doh-nuh         |

**Instagram**

@columbusfury

**TikTok**

columbusfury

**X (Twitter)**

@columbusfury

**Facebook**

/columbusfury

**YouTube**

columbusfuryvolleyball

# HEAD COACH ÁNGEL PÉREZ

Pérez is a distinguished former international player and one of the best-ever male players in Puerto Rico, having played in France, Germany, Austria, Italy, Romania, and Slovenia. He also played on the Puerto Rican men's national team and for the Changos de Naranjito in the Puerto Rican men's pro volleyball league.

Pérez coached the Puerto Rican Women's Superior Volleyball League's Las Pinkin de Corozal to back-to-back league championships and was also named the league's Manager of the Year for the second consecutive year in just his third season as a head coach.



Pérez played one season in the United States at BYU before returning home to play at Polytechnic University of Puerto Rico from 2002-06. Starting in 2006 Pérez played for the Puerto Rican men's national team and spent more than a dozen years representing his Puerto Rico in international play. He was captain of the national team from 2013-18.

## ***The Pérez File***

Hometown.....Guaynabo, Puerto Rico  
 Alma Mater ..... Polytechnic University of Puerto Rico (2006)  
 Date of Birth ..... May 20, 1982  
 Wife ..... Zuania [Zoo-AHN-ya]  
 Children ..... Gabriella, Bella

## ***Coaching History***

2023-present .....Columbus Fury (Head Coach)  
 2020-23 ..... Las Pinkin de Corozal (Head Coach)

## **Year-By-Year (as Head Coach)**

| <b>Year</b> | <b>Team</b>           | <b>Overall</b> | <b>League</b>                       | <b>Country</b> | <b>Postseason</b> |
|-------------|-----------------------|----------------|-------------------------------------|----------------|-------------------|
| 2021        | Las Pinkin de Corozal | --             | Liga de Voleibol Superior Femenina  | Puerto Rico    | --                |
| 2022        | Las Pinkin de Corozal | --             | Liga de Voleibol Superior Femenina* | Puerto Rico    | LVSF Champions    |
| 2023        | Las Pinkin de Corozal | --             | Liga de Voleibol Superior Femenina* | Puerto Rico    | LVSF Champions    |
| 2024        | Columbus Fury         | 8-16           | Pro Volleyball Federation           | USA            | --                |
| Totals      | 4 Years               |                |                                     |                |                   |

\* - PVSF Manager of the Year

## 2025 TEAM STATS

| CATEGORY              | VALUE      | PVFRANK |
|-----------------------|------------|---------|
| KILLS.....            | 490.....   | 5TH     |
| TOTAL ATTACKS.....    | 1526.....  | 3RD     |
| KILL PCT.....         | .321.....  | 8TH     |
| ASSISTS.....          | 460.....   | 5TH     |
| ASSISTS PER SET.....  | 11.22..... | 8TH     |
| ERRORS.....           | 131.....   | 1ST     |
| HITTING PCT.....      | .160.....  | 8TH     |
| OPP. HITTING PCT..... | .225.....  | 4TH     |
| ACES.....             | 43.....    | 3RD     |
| ACES PER SET.....     | .105.....  | 3RD     |
| BLOCKS.....           | 90.....    | 7TH     |
| BLOCKS PER SET.....   | 2.20.....  | 5TH     |
| DIGS.....             | 677.....   | 4TH     |
| DIGS PER SET.....     | 16.51..... | 6TH     |
| POINTS.....           | 623.....   | 6TH     |
| POINTS PER SET.....   | 15.20..... | 8TH     |

## 2025 INDIVIDUAL STATS

| CATEGORY             | VALUE     | LEADER          | PVFRANK |
|----------------------|-----------|-----------------|---------|
| KILLS.....           | 78.....   | RAPACZ.....     | N/A     |
| TOTAL ATTACKS.....   | 243.....  | RAPACZ.....     | N/A     |
| KILLS PER SET.....   | 3.39..... | RAPACZ.....     | N/A     |
| ASSISTS.....         | 247.....  | RIVERA.....     | 8TH     |
| ASSISTS PER SET..... | 7.72..... | RIVERA.....     | 9TH     |
| HITTING PCT.....     | .216..... | RAMMELBERG..... | N/A     |
| ACES.....            | 9.....    | RIVERA.....     | 5TH     |
| ACES PER SET.....    | 0.28..... | RIVERA.....     | T4TH    |
| BLOCKS.....          | 13.....   | COX.....        | N/A     |
| BLOCKS PER SET.....  | 0.46..... | COX.....        | N/A     |
| DIGS.....            | 114.....  | CERAME.....     | 9TH     |
| DIGS PER SET.....    | 3.45..... | CERAME.....     | 8TH     |
| POINTS.....          | 81.....   | RAPACZ.....     | N/A     |
| POINTS PER SET.....  | 3.52..... | RAPACZ.....     | N/A     |

# FURY RECORDS

## CAREER RECORDS

### KILLS

|                            |            |
|----------------------------|------------|
| 1. Reagan Cooper.....      | 339        |
| <b>2. Megan Lush .....</b> | <b>228</b> |
| 3. Kendall Kipp.....       | 145        |
| 4. Kaitlyn Hord .....      | 111        |
| 5. Samantha Drechsel.....  | 87         |

### KILLS PER SET

|                            |             |
|----------------------------|-------------|
| 1. Reagan Cooper.....      | 4.10        |
| 2. Asjia O'Neal.....       | 2.65        |
| <b>3. Megan Lush .....</b> | <b>2.54</b> |
| 4. Samantha Drechsel ..... | 2.07        |
| 5. Kaitlyn Hord .....      | 1.36        |

### ATTACK PERCENTAGE

[min. 200 attempts]

|                            |             |
|----------------------------|-------------|
| 1. Kaitlyn Hord .....      | .332        |
| 2. Reagan Cooper.....      | .266        |
| 3. Rainelle Jones.....     | .257        |
| 4. Kendall Kipp.....       | .209        |
| <b>5. Megan Lush .....</b> | <b>.142</b> |

### ASSISTS

|                               |            |
|-------------------------------|------------|
| <b>1. Tori Stringer .....</b> | <b>527</b> |
| 2. Ray Santos .....           | 503        |
| <b>3. Wilma Rivera.....</b>   | <b>214</b> |
| 4. Valeria León .....         | 65         |
| 5. Gabby Blossom.....         | 33         |

### ASSISTS PER SET

|                              |             |
|------------------------------|-------------|
| <b>1. Tori Stringer.....</b> | <b>9.00</b> |
| 2. Ray Santos .....          | 7.29        |
| 3. Gabby Blossom.....        | 1.57        |
| 4. Valeria León .....        | 0.75        |
| <b>5. Megan Lush .....</b>   | <b>0.21</b> |

### ACES

|                            |          |
|----------------------------|----------|
| 1. Ivania Ortiz.....       | 10       |
| 2. Rainelle Jones.....     | 9        |
| 3. Reagan Cooper.....      | 8        |
| 3. Kendall Kipp.....       | 8        |
| <b>3. Megan Lush .....</b> | <b>8</b> |

### ACES PER SET

|                              |             |
|------------------------------|-------------|
| 1. Kendall Kipp.....         | 0.24        |
| 2. Rainelle Jones.....       | 0.13        |
| <b>3. Tori Stringer.....</b> | <b>0.12</b> |
| 4. Ivania Ortiz.....         | 0.12        |
| <b>5. Megan Lush .....</b>   | <b>0.11</b> |

### DIGS

|                              |            |
|------------------------------|------------|
| <b>1. Megan Lush .....</b>   | <b>304</b> |
| 2. Valeria León .....        | 270        |
| 3. Reagan Cooper.....        | 203        |
| <b>4. Tori Stringer.....</b> | <b>186</b> |
| 5. Ray Santos .....          | 136        |

### DIGS PER SET

|                              |             |
|------------------------------|-------------|
| <b>1. Megan Lush .....</b>   | <b>3.17</b> |
| 2. Valeria León .....        | 3.10        |
| <b>3. Tori Stringer.....</b> | <b>2.63</b> |
| 4. Reagan Cooper.....        | 2.48        |
| 5. Kendall Kipp.....         | 2.29        |

### BLOCKS

|                           |           |
|---------------------------|-----------|
| 1. Kaitlyn Hord .....     | 42        |
| <b>2. Megan Lush.....</b> | <b>36</b> |
| 3. Rainelle Jones .....   | 35        |
| 4. Kendall Kipp.....      | 17        |
| 5. Reagan Cooper.....     | 16        |

### BLOCKS PER SET

|                            |             |
|----------------------------|-------------|
| 1. Kaitlyn Hord .....      | 0.58        |
| 2. Rainelle Jones.....     | 0.51        |
| 3. Asjia O'Neal.....       | 0.45        |
| 4. Jenna Rosenthal .....   | 0.41        |
| <b>5. Megan Lush .....</b> | <b>0.37</b> |

### SETS PLAYED

|                           |            |
|---------------------------|------------|
| <b>1. Megan Lush.....</b> | <b>106</b> |
| 2. Valeria León .....     | 87         |
| 3. Ivania Ortiz .....     | 85         |
| 4. Reagan Cooper.....     | 82         |
| 5. Kaitlyn Hord .....     | 72         |

### MATCHES PLAYED

|                           |           |
|---------------------------|-----------|
| <b>1. Megan Lush.....</b> | <b>33</b> |
| 2. Rainelle Jones.....    | 24        |
| 2. Valeria León .....     | 24        |
| 2. Ivania Ortiz.....      | 24        |
| 4. Reagan Cooper.....     | 23        |
| 5. Kaitlyn Hord .....     | 22        |

## 2024 SEASON RECORDS

### KILLS

|                            |            |
|----------------------------|------------|
| 1. Reagan Cooper.....      | 339        |
| <b>2. Megan Lush .....</b> | <b>162</b> |
| 3. Kendall Kipp.....       | 145        |
| 4. Kaitlyn Hord .....      | 111        |
| 5. Samantha Drechsel.....  | 87         |

### KILLS PER SET

|                            |             |
|----------------------------|-------------|
| 1. Reagan Cooper.....      | 4.10        |
| 2. Asjia O'Neal.....       | 2.65        |
| <b>3. Megan Lush .....</b> | <b>2.54</b> |
| 4. Samantha Drechsel ..... | 2.07        |
| 5. Kaitlyn Hord .....      | 1.36        |

### ATTACK PERCENTAGE

[min. 200 attempts]

|                            |             |
|----------------------------|-------------|
| 1. Kaitlyn Hord .....      | .332        |
| 2. Reagan Cooper.....      | .266        |
| 3. Rainelle Jones.....     | .257        |
| 4. Kendall Kipp.....       | .209        |
| <b>5. Megan Lush .....</b> | <b>.142</b> |

### ASSISTS

|                              |            |
|------------------------------|------------|
| 1. Ray Santos .....          | 503        |
| <b>2. Tori Stringer.....</b> | <b>441</b> |
| 3. Valeria León .....        | 65         |
| 4. Gabby Blossom.....        | 33         |
| <b>5. Megan Lush .....</b>   | <b>15</b>  |

### ASSISTS PER SET

|                              |             |
|------------------------------|-------------|
| <b>1. Tori Stringer.....</b> | <b>9.00</b> |
| 2. Ray Santos.....           | 7.29        |
| 3. Gabby Blossom.....        | 1.57        |
| 4. Valeria León .....        | 0.75        |
| <b>5. Megan Lush .....</b>   | <b>0.21</b> |

### ACES

|                            |          |
|----------------------------|----------|
| 1. Ivania Ortiz.....       | 10       |
| 2. Rainelle Jones.....     | 9        |
| 3. Reagan Cooper.....      | 8        |
| 3. Kendall Kipp.....       | 8        |
| <b>3. Megan Lush .....</b> | <b>8</b> |

### ACES PER SET

|                      |      |
|----------------------|------|
| 1. Kendall Kipp..... | 0.24 |
|----------------------|------|

|                              |             |
|------------------------------|-------------|
| 2. Rainelle Jones.....       | 0.13        |
| <b>3. Tori Stringer.....</b> | <b>0.12</b> |
| 4. Ivania Ortiz.....         | 0.12        |
| <b>5. Megan Lush .....</b>   | <b>0.11</b> |

### DIGS

|                              |            |
|------------------------------|------------|
| 1. Valeria León .....        | 270        |
| <b>2. Megan Lush .....</b>   | <b>225</b> |
| 3. Reagan Cooper.....        | 203        |
| 4. Ray Santos .....          | 136        |
| <b>5. Tori Stringer.....</b> | <b>129</b> |

### DIGS PER SET

|                              |             |
|------------------------------|-------------|
| <b>1. Megan Lush .....</b>   | <b>3.17</b> |
| 2. Valeria León .....        | 3.10        |
| <b>3. Tori Stringer.....</b> | <b>2.63</b> |
| 4. Reagan Cooper.....        | 2.48        |
| 5. Kendall Kipp.....         | 2.29        |

### BLOCKS

|                            |           |
|----------------------------|-----------|
| 1. Kaitlyn Hord .....      | 42        |
| 2. Rainelle Jones.....     | 35        |
| <b>2. Megan Lush .....</b> | <b>26</b> |
| 4. Kendall Kipp.....       | 17        |
| 5. Reagan Cooper.....      | 16        |

### BLOCKS PER SET

|                            |             |
|----------------------------|-------------|
| 1. Kaitlyn Hord .....      | 0.58        |
| 2. Rainelle Jones.....     | 0.51        |
| 3. Asjia O'Neal.....       | 0.45        |
| 4. Jenna Rosenthal .....   | 0.41        |
| <b>5. Megan Lush .....</b> | <b>0.37</b> |

### SETS PLAYED

|                            |           |
|----------------------------|-----------|
| 1. Valeria León .....      | 87        |
| 2. Ivania Ortiz.....       | 85        |
| 3. Reagan Cooper.....      | 82        |
| 4. Kaitlyn Hord .....      | 72        |
| <b>5. Megan Lush .....</b> | <b>71</b> |

### MATCHES PLAYED

|                        |    |
|------------------------|----|
| 1. Rainelle Jones..... | 24 |
| 1. Valeria León .....  | 24 |
| 1. Ivania Ortiz.....   | 24 |
| 4. Reagan Cooper.....  | 23 |
| 5. Kaitlyn Hord.....   | 22 |



# INDIVIDUAL MATCH RECORDS

## POINTS

1. Reagan Cooper 31 at Orlando 3/3/24
1. Kendall Kipp 31 vs. Atlanta 4/19/24
3. Reagan Cooper 24 vs. Omaha 2/21/24
3. Reagan Cooper 24 vs. Vegas 2/26/24
3. Reagan Cooper 24 vs. Atlanta 3/24/24
- 3. Izabella Rapacz 24 vs. Grand Rapids 2/7/24**
6. Kendall Kipp 23 vs. San Diego 4/12/24
6. Reagan Cooper 23 vs. San Diego 5/11/24
8. Reagan Cooper 22 vs. San Diego 4/12/24
8. Kendall Kipp 22 vs. Orlando 4/26/24
- 8. Kaylee Cox 22 at Atlanta 1/16/25**
- 8. Morgan Lewis 22 at Atlanta 1/16/25**
- 8. Izabella Rapacz 22 vs. Vegas 2/17/25**

## KILLS

1. Reagan Cooper 29 at Orlando 3/3/24
2. Kendall Kipp 26 vs. Atlanta 4/19/24
- 3. Izabella Rapacz 23 vs. Grand Rapids 2/7/24**
4. Reagan Cooper 22 vs. Omaha 2/21/24
4. Reagan Cooper 22 vs. Atlanta 3/24/24
4. Reagan Cooper 22 vs. San Diego 4/12/24
4. Reagan Cooper 22 vs. San Diego 5/11/24
- 4. Raina Terry 22 vs. Indianapolis 1/18/25**
7. Reagan Cooper 21 vs. Vegas 2/26/24
8. Kendall Kipp 20 vs. San Diego 4/12/24
8. Kendall Kipp 20 vs. Orlando 4/26/24
10. Reagan Cooper 19 at Orlando 2/16/24
- 10. Morgan Lewis 19 at Atlanta 1/16/25**
- 10. Izabella Rapacz 19 vs. Vegas 2/17/25**

## ATTACK PERCENTAGE

### [min. 10 attempts]

1. Jenna Rosenthal .583 7-0-12 vs. Vegas 3/11/24
2. Asjia O'Neal .556 17-2-27 vs. Atlanta 3/24/24
2. Reagan Cooper .556 10-0-18 vs. Orlando 3/29/24
4. Rainelle Jones .538 7-0-13 vs. Vegas 2/26/24
4. Kaitlyn Hord .538 8-1-13 at San Diego 5/7/24
6. Asjia O'Neal .520 15-2-25 vs. Omaha 2/21/24
7. Kaitlyn Hord .500 8-0-16 at Vegas 4/17/24
7. Reagan Cooper .500 14-2-24 vs. Orlando 4/26/24
7. Rainelle Jones .500 9-2-14 vs. San Diego 5/11/24
10. Reagan Cooper .478 12-1-23 vs. Grand Rapids 4/28/24

## ATTACK ATTEMPTS

1. Reagan Cooper 77 at Orlando 3/3/24
2. Kendall Kipp 63 vs. San Diego 4/12/24
3. Kendall Kipp 62 vs. Atlanta 4/19/24
3. Reagan Cooper 62 vs. San Diego 5/11/24
4. Morgan Lewis 61 at Atlanta 1/16/25
5. Reagan Cooper 58 vs. Omaha 2/21/24
- 5. Kaylee Cox 58 vs. Indianapolis 1/18/25**
6. Reagan Cooper 57 vs. Vegas 2/26/24
7. Reagan Cooper 55 vs. Atlanta 3/24/24
- 7. Izabella Rapacz 55 vs. Grand Rapids 2/7/24**
8. Kendall Kipp 54 at San Diego 5/7/24

## ASSISTS

1. Ray Santos 59 at Orlando 3/3/24
2. Tori Stringer 53 at Atlanta 1/16/25
2. Tori Stringer 51 vs. Atlanta 3/24/24
- 2. Wilma Rivera 51 vs. Indianapolis 1/18/25**
3. Tori Stringer 49 vs. Grand Rapids 3/20/24
- 4. Wilma Rivera 45 vs. Vegas 2/17/25**
5. Ray Santos 47 vs. Omaha 2/21/24
5. Tori Stringer 47 at San Diego 5/7/24
6. Tori Stringer 44 vs. Atlanta 4/19/24
7. Ray Santos 40 vs. Grand Rapids 4/28/24
- 7. Wilma Rivera 39 vs. Grand Rapids 2/7/24**
8. Ray Santos 38 vs. Vegas 2/26/24
8. Ray Santos 38 vs. Orlando 4/26/24
8. Tori Stringer 38 vs. San Diego 5/11/24

## ACES

- 1. Kaley Rammelsberg 5 vs. Vegas 2/17/25**
2. Ivania Ortiz 3 at Vegas 2/24/24
2. Megan Courtney Lush 3 at Grand Rapids 3/9/24
2. Megan Courtney Lush 3 at Vegas 4/17/24
- 2. Wilma Rivera 3 vs. San Diego 1/11/25**
- 2. Jill Gillen 3 vs. Omaha 1/24/25**
- 2. Wilma Rivera 3 vs. Grand Rapids 2/7/24**
- 2. Wilma Rivera 3 vs. Orlando 2/12/24**
- 2. Raina Terry 3 vs. Orlando 2/12/24**
9. 12 times [last Kaylee Cox] 2 vs. Grand Rapids 1/26/25

## DIGS

1. Valeria León 24 at Orlando 3/3/24
2. Reagan Cooper 23 vs. San Diego 4/12/24
3. Megan Lush 22 at Orlando 3/3/24
4. Ray Santos 21 vs. Omaha 2/21/24
- 4. Kate Georgiades 21 vs. Orlando 2/12/24**
- 5. Megan Lush 20 vs. San Diego 1/11/25**
- 5. Paula Cerame 20 vs. San Diego 1/11/25**
6. Jenaisya Moore 19 vs. San Diego 5/11/24
- 6. Tori Stringer 19 at Atlanta 1/16/25**
7. Megan Lush 18 at Vegas 4/17/24
- 7. Megan Lush 18 at Atlanta 1/16/25**
- 7. Paula Cerame 18 at Indy 2/2/25**
8. Valeria León 17 vs. Orlando 4/26/24
- 9. 8 times [last Paula Cerame] 16 at Omaha 1/31/25**

## BLOCKS

1. Rainelle Jones 5 at Orlando 3/3/24
- 1. Izabella Rapacz 5 vs. San Diego 1/11/25**
- 1. Janice Leao 5 vs. Grand Rapids 2/7/24**
2. Kaitlyn Hord 4 at Vegas 2/24/24
2. Kaitlyn Hord 4 at Orlando 3/3/24
2. Rainelle Jones 4 at Grand Rapids 3/9/24
2. Kaitlyn Hord 4 vs. Atlanta 3/24/24
- 2. Kaylee Cox 4 vs. Indianapolis 1/18/25**
2. Jenna Rosenthal 4 at Omaha 4/4/24
2. Megan Lush 4 vs. Atlanta 4/19/24
2. Rainelle Jones 4 vs. Atlanta 4/19/24



## TEAM MATCH RECORDS

### POINTS

- 85 at Orlando 3/3/24
- 1. 85 vs. Indianapolis 1/18/25**
- 80 vs. Atlanta 3/24/24
- 3. 79 at Atlanta 1/16/25**
- 4. 77 vs. Vegas 2/17/25**
- 74 vs. Omaha 2/21/24
- 73 vs. Orlando 4/26/24
- 72 vs. Atlanta 4/19/24
- 7. 72 vs. Grand Rapids 2/7/25**
- 70 vs. Vegas 2/26/24
- 70 at San Diego 4/7/24
- 70 at San Diego 5/7/24
- 70 vs. San Diego 5/11/24
- 67 [3 times] last vs. San Diego 4/12/24

### KILLS

- 1. 70 vs. Indianapolis 1/18/25**
- 66 at Orlando 3/3/24
- 65 vs. Atlanta 3/24/24
- 63 vs. Omaha 2/21/24
- 4. 63 at Atlanta 1/16/25**
- 62 vs. San Diego 5/11/24
- 61 vs. Orlando 4/26/24
- 6. 61 vs. Vegas 2/17/25**
- 60 at San Diego 4/7/24
- 59 vs. Vegas 2/26/24
- 59 at San Diego 5/7/24
- 57 at Omaha 4/4/24
- 55 [two times] last vs. San Diego 4/12/24

### ATTACK PERCENTAGE [k-e-ta]

- .409 46-8-93 vs. Grand Rapids 4/28/24
- .292 61-19-144 vs. Atlanta 3/24/24
- .288 59-15-153 at San Diego 5/7/24
- .281 65-20-165 vs. Atlanta 3/24/24
- .274 57-17-146 at Omaha 4/4/24
- .263 59-17-160 vs. Vegas 2/26/24
- .257 41-15-101 at Vegas 2/24/24
- .256 63-20-168 vs. Omaha 2/21/24
- .244 70-11-201 vs. Indianapolis 1/18/25
- .238 60-22-160 at San Diego 4/7/24
- .236 41-15-110 at Orlando 2/16/24

### ATTACK ATTEMPTS

- 1. 201 vs. Indianapolis 1/18/25**
- 191 at Orlando 3/3/24
- 188 vs. San Diego 4/12/24
- 4. 182 at Atlanta 1/16/25**
- 168 vs. Omaha 2/21/24
- 166 vs. Omaha 5/4/24
- 7. 165 vs. San Diego 1/11/25**
- 162 vs. San Diego 5/11/24
- 9. 161 vs. Grand Rapids 2/7/25**
- 160 [three times] last vs. San Diego 4/7/24

### ASSISTS

- 1. 66 vs. Indianapolis 1/18/25**
- 61 at Orlando 3/3/24
- 2. 61 at Atlanta 1/16/25**
- 60 vs. Atlanta 3/24/24
- 58 vs. San Diego 5/11/24
- 4. 58 vs. Vegas 2/17/24**
- 57 vs. Omaha 2/21/24
- 57 vs. Orlando 4/26/24
- 55 at San Diego 4/7/24
- 54 at San Diego 5/7/24
- 53 at Omaha 4/4/24
- 52 vs. Grand Rapids 3/20/24
- 52 vs. San Diego 4/12/24

### ACES

- 8 at Vegas 2/24/24
- 7 vs. Vegas 2/17/25
- 6 at Orlando 3/3/24
- 3. 6 vs. Orlando 2/12/24**
- 5 at Grand Rapids 3/9/24
- 5 at Vegas 4/17/24
- 4. 5 at Atlanta 1/16/25**
- 4. 5 vs. Omaha 1/24/25**
- 4 vs. Atlanta 3/24/24
- 4 at Omaha 5/9/24
- 5. 4 vs. San Diego 1/11/25**
- 5. 4 vs. Indianapolis 1/18/25**
- 5. 4 vs. Grand Rapids 2/7/25**
- 6. 3 [seven times] last vs. Grand Rapids 1/26/25**

### DIGS

- 1. 93 vs. Indianapolis 1/18/25**
- 87 at Orlando 3/3/24
- 3. 84 vs. Grand Rapids 2/7/25**
- 82 vs. San Diego 4/12/24
- 5. 80 vs. San Diego 1/11/25**
- 76 vs. Omaha 2/21/24
- 74 vs. Omaha 5/4/24
- 8. 73 vs. Orlando 2/12/24**
- 72 vs. Vegas 2/26/24
- 10. 71 at Atlanta 1/16/25**

### BLOCKS

- 15 vs. Atlanta 4/19/24
- 2. 14 vs. Grand Rapids 2/7/25**
- 13 at Orlando 3/3/24
- 3. 13 vs. San Diego 1/11/25**
- 4. 12 vs. Grand Rapids 1/26/25**
- 5. 11 [six times] last vs. Indianapolis 1/18/25**
- 6. 10 [three times] last vs. Orlando 2/12/24**
- 7. 9 [seven times] last vs. Vegas 2/17/25**

## TEAM SEASON RECORDS

### POINTS

1. 560 2024

### KILLS

1. 1186 2024

### ATTACK PERCENTAGE (K-E-TA)

1. .208 1186-477-3411 2024

### ATTACK ATTEMPTS

1. 3411 2024

### ASSISTS

1. 1097 2024

### ACES

1. 70 2024

### DIGS

1. 1465 2024

### BLOCKS

1. 211 2024

## FURY RECORD WHEN...

|                                    |      |
|------------------------------------|------|
| Leading in kills .....             | 7-3  |
| Trailing in kills.....             | 3-20 |
| Tied in kills.....                 | 0-1  |
| Leading in digs .....              | 6-5  |
| Trailing in digs.....              | 4-17 |
| Tied in digs.....                  | 0-2  |
| Leading in attack percentage.....  | 9-2  |
| Trailing in attack percentage..... | 1-22 |
| Tied in attack percentage.....     | 0-0  |
| Hitting .300 or better.....        | 1-0  |
| Hitting .200 or better.....        | 9-8  |
| Hitting below .200.....            | 1-15 |
| Holding opponent below .200.....   | 6-4  |
| Holding opponent below .100.....   | 0-0  |
| Leading in blocks.....             | 6-6  |
| Trailing in blocks .....           | 4-18 |
| Tied in blocks .....               | 0-0  |

### BY JERSEY

|                            |     |
|----------------------------|-----|
| Wearing Black Jerseys..... | 7-9 |
| Wearing Red Jerseys .....  | 3-9 |
| Wearing White Jerseys..... | 0-6 |

### BY TIME

|   |      |
|---|------|
| Afternoon .....                           | 3-3  |
| Evening (6 p.m. or later local time)..... | 7-21 |

### BY DAY

|                 |     |
|-----------------|-----|
| Sunday.....     | 3-3 |
| Monday.....     | 2-1 |
| Tuesday.....    | 0-1 |
| Wednesday ..... | 1-4 |
| Thursday.....   | 0-5 |
| Friday.....     | 3-5 |
| Saturday .....  | 1-5 |

### BY SETS

|                   |      |
|-------------------|------|
| Three sets .....  | 2-9  |
| Four sets.....    | 6-11 |
| Five sets.....    | 2-4  |
| Leading 1-0.....  | 7-7  |
| Leading 2-0.....  | 4-1  |
| Trailing 0-1..... | 3-17 |
| Trailing 0-2..... | 0-13 |
| Leading 2-1.....  | 7-0  |
| Trailing 1-2..... | 2-3  |
| Tied 1-1.....     | 5-8  |
| Tied 2-2.....     | 2-4  |

## 2025 FURY RECORD WHEN...

|                                    |     |
|------------------------------------|-----|
| Leading in kills .....             | 1-2 |
| Trailing in kills.....             | 1-5 |
| Tied in kills.....                 | 0-1 |
| Leading in digs .....              | 1-4 |
| Trailing in digs.....              | 1-3 |
| Tied in digs.....                  | 0-1 |
| Leading in attack percentage.....  | 2-1 |
| Trailing in attack percentage..... | 0-7 |
| Tied in attack percentage.....     | 0-0 |
| Hitting .300 or better.....        | 0-0 |
| Hitting .200 or better.....        | 2-1 |
| Hitting below .200.....            | 0-7 |
| Holding opponent below .200.....   | 1-1 |
| Holding opponent below .100.....   | 0-0 |
| Leading in blocks.....             | 1-2 |
| Trailing in blocks .....           | 1-6 |
| Tied in blocks .....               | 0-0 |

### BY JERSEY

|                            |     |
|----------------------------|-----|
| Wearing Black Jerseys..... | 0-3 |
| Wearing Red Jerseys .....  | 1-3 |
| Wearing White Jerseys..... | 0-2 |

### BY TIME

|   |     |
|---|-----|
| Afternoon .....                           | 0-1 |
| Evening (6 p.m. or later local time)..... | 2-7 |

### BY DAY

|                 |     |
|-----------------|-----|
| Sunday.....     | 0-2 |
| Monday.....     | 1-0 |
| Tuesday.....    | 0-0 |
| Wednesday ..... | 0-1 |
| Thursday.....   | 0-1 |
| Friday.....     | 1-2 |
| Saturday .....  | 0-2 |

### BY SETS

|                   |     |
|-------------------|-----|
| Three sets .....  | 0-3 |
| Four sets.....    | 1-2 |
| Five sets.....    | 1-3 |
| Leading 1-0.....  | 1-2 |
| Leading 2-0.....  | 1-1 |
| Trailing 0-1..... | 1-6 |
| Trailing 0-2..... | 0-4 |
| Leading 2-1.....  | 1-0 |
| Trailing 1-2..... | 0-3 |
| Tied 1-1.....     | 1-1 |
| Tied 2-2.....     | 1-3 |

# NATIONWIDE ARENA

200 W Nationwide Blvd  
Columbus, OH 43215  
614.380.3879

Located on the corner of Nationwide Boulevard and Front Street in downtown Columbus, Nationwide Arena was built on a piece of property that was the site of the historic Ohio State Penitentiary. The support of naming rights partner Nationwide Insurance paved the way for the city to acquire an NHL expansion team, the Columbus Blue Jackets.

Nationwide Arena opened with back to back SOLD OUT Soul 2 Soul concerts featuring Tim McGraw and Faith Hill. Named one of the best arenas in the NHL, the facility opened to great fanfare in September of 2000 and has since hosted the NHL All-Star Game, regular season and playoff hockey, NCAA championships, local, regional and national conferences and a multitude of concerts and touring events.



## COLUMBUS FURY QUICK FACTS

**Location**.....Columbus, Ohio  
**First Season**.....2024  
**Colors** .....Fury Red, Warrior Gold, Bold Pewter  
**Home Arena** ..... Nationwide Arena  
**Capacity** .....20,000  
**Website** .....ColumbusFury.com

**CEO** .....Dr. David Paitson  
**Vice President, Marketing and Communications** ..... Kylie Randall  
**Director, Communications** ..... Kyle Jackson  
**Director, Video Content Production** ..... Anthony Marling  
**Director, Corporate Partnerships** ..... Chris Rooks  
**Partnership Activation and Service Executive**..... Connor Sells  
**Corporate Partnerships Account Executive**..... Aly Reardon  
**Director, Ticket Sales and Operations**..... Mitchell Crouse  
**Director, Ticket Sales and Operations**..... Erika Kolb  
**Ticket Sales Account Executive** ..... Jordyn Robinson  
**Ticket Sales Account Executive** ..... Zac Harris  
**Community Ambassador** ..... Audrey Flaugh

## Burrow Family Joins Ownership Group Of Columbus Fury

**COLUMBUS, Ohio** – Professional quarterback Joe Burrow and his parents Jimmy and Robin Burrow have joined the ownership group of Pro Volleyball Federation's Columbus Fury, the team announced.

The Burrows previously joined the League as equity partners soon after its launch in November 2022. Since then, the family has played an integral role in the League's growth and development, including attracting team owners and other Founding Partners.

"We are thrilled to add another layer of involvement in Pro Volleyball Federation with our new role with the Columbus Fury," said Jimmy Burrow, who also serves as Director, Brand Advancement for Pro Volleyball Federation. "Robin and I have made Ohio home, and Joe grew up in Ohio, so being able to be a part of Ohio's Pro Volleyball Federation team is a natural fit for us. We believe in this League and are excited about the future of Pro Volleyball Federation and the Columbus Fury."

Columbus will play its home matches at Nationwide Arena. The Fury open their home schedule on Wednesday, February 21, against the Omaha Supernovas. Season ticket deposits are being accepted now at columbusfury.com.

"I have been watching the growth of Pro Volleyball Federation since my parents and I joined the League, and it has been very impressive to see," said Joe Burrow. "It seems like every day more great news is announced about the League, whether it's the great players who continue to sign with the League, the outstanding coaches who are involved, or the new ownership groups and markets that are added. I am very proud to be a part of it, and I am now excited to say that my family is involved in the Columbus Fury ownership group."

Joe Burrow has already established an amazing legacy early in his career, having advanced the Cincinnati Bengals to a Super Bowl, won a national championship at the collegiate level, and won the Heisman Trophy. Joe spent three years on the Ohio State football team and is an Ohio State University graduate. Joe went on to play football at LSU where he won the Heisman Trophy and a national championship, and where he received his master's degree. Jimmy's Ohio ties also run deep, having served as defensive coordinator for Ohio University from 2005-18.

The Burrows join the ranks of high-profile individuals who have acquired ownership stakes in teams throughout the League. Three-time Olympic gold medalist Kerri Walsh Jennings is part of the ownership group of the San Diego Mojo, while global entertainment superstar Jason Derulo is an owner of the Omaha Supernovas. Dan DeVos (Grand Rapids Rise) and his family own the NBA's Orlando Magic, and the McCarthy Family who own the newly-announced Kansas City Pro Volleyball Federation team are also minority owners in the Kansas City Royals and Sacramento Kings.

# PRO VOLLEYBALL FEDERATION



Pro Volleyball Federation is the leading professional volleyball league in the United States. PVF sets the standard for the sport, offering the largest number of franchises, unmatched attendance, extensive broadcast coverage and substantial championship prize money. It combines top-tier talent, including NCAA stars and international athletes, with cutting-edge production and technology to provide fans with an unmatched viewing experience. As a vital link between collegiate volleyball and the professional stage, PVF is dedicated to shaping the future of the sport and increasing visibility for its athletes. For more information, visit ProVolleyball.com.

## 2025 Pro Volleyball Federation Standings\* \*as of 02/16/25

|                      | W        | L        | PCT.        | Home       | Away       |
|----------------------|----------|----------|-------------|------------|------------|
| Omaha Supernovas     | 7        | 3        | .700        | 3-1        | 4-2        |
| Vegas Thrill         | 7        | 3        | .700        | 5-1        | 2-2        |
| Orlando Valkyries    | 7        | 4        | .636        | 4-1        | 3-3        |
| Atlanta Vibe         | 6        | 5        | .545        | 3-3        | 3-2        |
| Indy Ignite          | 5        | 5        | .500        | 4-1        | 1-4        |
| Grand Rapids Rise    | 4        | 6        | .400        | 2-2        | 2-4        |
| San Diego Mojo       | 3        | 7        | .300        | 1-3        | 2-4        |
| <b>Columbus Fury</b> | <b>2</b> | <b>8</b> | <b>.200</b> | <b>2-5</b> | <b>0-3</b> |

## UPCOMING PRO VOLLEYBALL FEDERATION SCHEDULE

### Thursday, February 20

**Columbus Fury at Grand Rapids Rise .....7 p.m. ET**  
 Atlanta Vibe at Indy Ignite.....7 p.m. ET  
 Vegas Thrill at Orlando Valkyries .....7 p.m. ET  
 Omaha Supernovas at San Diego Mojo.....10:05 p.m. ET

### Saturday, February 22

2025 All-Star Match.....1:30 p.m. ET

### Sunday, February 23

**Atlanta Vibe at Columbus Fury .....7 p.m. ET**

### Sunday, February 23

**Atlanta Vibe at Columbus Fury .....7 p.m. ET**

### Thursday, February 27

Vegas Thrill at Indy Ignite.....8 p.m. ET  
 Orlando Valkyries at Omaha Supernovas.....8 p.m. ET  
 Grand Rapids Rise at San Diego Mojo.....10:05 p.m. ET

### Saturday, March 1

Atlanta Vibe at Orlando Valkyries.....7 p.m. ET  
**Columbus Fury at San Diego Mojo.....9:05 p.m. ET**




## COMING IN 2026

Dallas

Kansas City

**PAULA CERAME****20****Libero, 5-8, San Juan, Puerto Rico/Indiana/Orlando**Career Highlights

- Named best libero at 2022 Norceca Final Four
- Holds Indiana's program digs record (353)
- Puerto Rico National Team Member

**MATCH-BY-MATCH STATISTICS**

|                 | SP        | K        | TA       | PCT         | SA       | AST       | DIG        | BLK      |
|-----------------|-----------|----------|----------|-------------|----------|-----------|------------|----------|
| San Diego       | 5         | 0        | 0        | .000        | 0        | 4         | 20         | 0        |
| at Atlanta      | 5         | 0        | 0        | .000        | 0        | 6         | 15         | 0        |
| Indianapolis    | 5         | 0        | 0        | .000        | 0        | 3         | 11         | 0        |
| Omaha           | 3         | 0        | 0        | .000        | 0        | 3         | 6          | 0        |
| Grand Rapids    | 5         | 0        | 0        | .000        | 0        | 0         | 13         | 0        |
| at Omaha        | 3         | 0        | 0        | .000        | 0        | 1         | 16         | 0        |
| at Indianapolis | 3         | 0        | 0        | .000        | 0        | 3         | 18         | 0        |
| Grand Rapids    | 5         | 0        | 0        | .000        | 0        | 3         | 15         | 0        |
| Orlando         |           |          |          | DNP         |          |           |            |          |
| Las Vegas       |           |          |          | DNP         |          |           |            |          |
| at Grand Rapids |           |          |          |             |          |           |            |          |
| Atlanta         |           |          |          |             |          |           |            |          |
| at San Diego    |           |          |          |             |          |           |            |          |
| Omaha           |           |          |          |             |          |           |            |          |
| at Orlando      |           |          |          |             |          |           |            |          |
| Las Vegas       |           |          |          |             |          |           |            |          |
| at Indianapolis |           |          |          |             |          |           |            |          |
| Atlanta         |           |          |          |             |          |           |            |          |
| at Grand Rapids |           |          |          |             |          |           |            |          |
| at Atlanta      |           |          |          |             |          |           |            |          |
| Indianapolis    |           |          |          |             |          |           |            |          |
| at Las Vegas    |           |          |          |             |          |           |            |          |
| San Diego       |           |          |          |             |          |           |            |          |
| Orlando         |           |          |          |             |          |           |            |          |
| at Omaha        |           |          |          |             |          |           |            |          |
| at Orlando      |           |          |          |             |          |           |            |          |
| at San Diego    |           |          |          |             |          |           |            |          |
| at Las Vegas    |           |          |          |             |          |           |            |          |
| <b>TOTAL</b>    | <b>34</b> | <b>0</b> | <b>0</b> | <b>.000</b> | <b>0</b> | <b>23</b> | <b>114</b> | <b>0</b> |

**KAYLEE COX****8****Outside Hitter, 6-3, Flower Mound, Texas/Missouri/WKU**Career Highlights

- AVCA All-American
- Ranked third in C-USA with 466 kills in 2024

**MATCH-BY-MATCH STATISTICS**

|                 | SP        | K         | TA         | PCT         | SA       | AST      | DIG       | BLK       |
|-----------------|-----------|-----------|------------|-------------|----------|----------|-----------|-----------|
| San Diego       | 4         | 10        | 33         | .212        | 0        | 0        | 9         | 1         |
| at Atlanta      | 5         | 18        | 42         | .310        | 2        | 0        | 6         | 2         |
| Indianapolis    | 5         | 16        | 58         | .172        | 0        | 0        | 16        | 4         |
| Omaha           | 3         | 2         | 14         | -.143       | 0        | 0        | 5         | 2         |
| Grand Rapids    | 5         | 8         | 30         | .033        | 2        | 1        | 15        | 3         |
| at Omaha        | 2         | 4         | 11         | .000        | 0        | 0        | 5         | 0         |
| at Indianapolis | 1         | 0         | 0          | .000        | 0        | 0        | 0         | 1         |
| Grand Rapids    | 2         | 3         | 8          | .250        | 0        | 0        | 1         | 0         |
| Orlando         | 1         | 0         | 0          | .000        | 0        | 0        | 0         | 0         |
| Las Vegas       |           |           |            | DNP         |          |          |           |           |
| at Grand Rapids |           |           |            |             |          |          |           |           |
| Atlanta         |           |           |            |             |          |          |           |           |
| at San Diego    |           |           |            |             |          |          |           |           |
| Omaha           |           |           |            |             |          |          |           |           |
| at Orlando      |           |           |            |             |          |          |           |           |
| Las Vegas       |           |           |            |             |          |          |           |           |
| at Indianapolis |           |           |            |             |          |          |           |           |
| Atlanta         |           |           |            |             |          |          |           |           |
| at Grand Rapids |           |           |            |             |          |          |           |           |
| at Atlanta      |           |           |            |             |          |          |           |           |
| Indianapolis    |           |           |            |             |          |          |           |           |
| at Las Vegas    |           |           |            |             |          |          |           |           |
| San Diego       |           |           |            |             |          |          |           |           |
| Orlando         |           |           |            |             |          |          |           |           |
| at Omaha        |           |           |            |             |          |          |           |           |
| at Orlando      |           |           |            |             |          |          |           |           |
| at San Diego    |           |           |            |             |          |          |           |           |
| at Las Vegas    |           |           |            |             |          |          |           |           |
| <b>TOTAL</b>    | <b>28</b> | <b>61</b> | <b>193</b> | <b>.093</b> | <b>4</b> | <b>1</b> | <b>57</b> | <b>13</b> |

**BETA DUMANČIĆ****11****Middle Blocker, 6-2, Osijek, Croatia/Clemson/Aris Thessaloniki**Career Highlights

- 2021 Women's European Volleyball League Silver Medalist
- Nine year veteran
- Croatia National Team Member

**MATCH-BY-MATCH STATISTICS**

|                 | SP       | K        | TA        | PCT         | SA       | AST      | DIG      | BLK      |
|-----------------|----------|----------|-----------|-------------|----------|----------|----------|----------|
| San Diego       | 1        | 0        | 3         | .000        | 0        | 0        | 1        | 1        |
| at Atlanta      |          |          |           | DNP         |          |          |          |          |
| Indianapolis    | 4        | 2        | 8         | .125        | 1        | 0        | 3        | 1        |
| Omaha           | 1        | 0        | 1         | .000        | 1        | 0        | 2        | 0        |
| Grand Rapids    |          |          |           | DNP         |          |          |          |          |
| at Omaha        |          |          |           | DNP         |          |          |          |          |
| at Indianapolis |          |          |           | DNP         |          |          |          |          |
| Grand Rapids    |          |          |           | DNP         |          |          |          |          |
| Orlando         |          |          |           | DNP         |          |          |          |          |
| Las Vegas       |          |          |           | DNP         |          |          |          |          |
| at Grand Rapids |          |          |           |             |          |          |          |          |
| Atlanta         |          |          |           |             |          |          |          |          |
| at San Diego    |          |          |           |             |          |          |          |          |
| Omaha           |          |          |           |             |          |          |          |          |
| at Orlando      |          |          |           |             |          |          |          |          |
| Las Vegas       |          |          |           |             |          |          |          |          |
| at Indianapolis |          |          |           |             |          |          |          |          |
| Atlanta         |          |          |           |             |          |          |          |          |
| at Grand Rapids |          |          |           |             |          |          |          |          |
| at Atlanta      |          |          |           |             |          |          |          |          |
| Indianapolis    |          |          |           |             |          |          |          |          |
| at Las Vegas    |          |          |           |             |          |          |          |          |
| San Diego       |          |          |           |             |          |          |          |          |
| Orlando         |          |          |           |             |          |          |          |          |
| at Omaha        |          |          |           |             |          |          |          |          |
| at Orlando      |          |          |           |             |          |          |          |          |
| at San Diego    |          |          |           |             |          |          |          |          |
| at Las Vegas    |          |          |           |             |          |          |          |          |
| <b>TOTAL</b>    | <b>6</b> | <b>2</b> | <b>12</b> | <b>.125</b> | <b>2</b> | <b>0</b> | <b>6</b> | <b>2</b> |

**KATE GEORGIADES****7****Libero, 5-9, College Station, Texas/Houston**Career Highlights

- Big 12 Libero of the Year
- 2x AVCA All-American
- Finished 5th on Houston's career digs list

**MATCH-BY-MATCH STATISTICS**

|                 | SP        | K        | TA       | PCT         | SA       | AST      | DIG       | BLK      |
|-----------------|-----------|----------|----------|-------------|----------|----------|-----------|----------|
| San Diego       |           |          |          | DNP         |          |          |           |          |
| at Atlanta      | 1         | 0        | 0        | .000        | 0        | 0        | 0         | 0        |
| Indianapolis    | 3         | 0        | 0        | .000        | 0        | 0        | 10        | 0        |
| Omaha           | 2         | 0        | 0        | .000        | 0        | 0        | 3         | 0        |
| Grand Rapids    |           |          |          | DNP         |          |          |           |          |
| at Omaha        |           |          |          | DNP         |          |          |           |          |
| at Indianapolis |           |          |          | DNP         |          |          |           |          |
| Grand Rapids    | 4         | 0        | 0        | .000        | 0        | 1        | 8         | 0        |
| Orlando         | 4         | 0        | 0        | .000        | 0        | 5        | 21        | 0        |
| Las Vegas       | 4         | 0        | 0        | .000        | 0        | 3        | 11        | 0        |
| at Grand Rapids |           |          |          |             |          |          |           |          |
| Atlanta         |           |          |          |             |          |          |           |          |
| at San Diego    |           |          |          |             |          |          |           |          |
| Omaha           |           |          |          |             |          |          |           |          |
| at Orlando      |           |          |          |             |          |          |           |          |
| Las Vegas       |           |          |          |             |          |          |           |          |
| at Indianapolis |           |          |          |             |          |          |           |          |
| Atlanta         |           |          |          |             |          |          |           |          |
| at Grand Rapids |           |          |          |             |          |          |           |          |
| at Atlanta      |           |          |          |             |          |          |           |          |
| Indianapolis    |           |          |          |             |          |          |           |          |
| at Las Vegas    |           |          |          |             |          |          |           |          |
| San Diego       |           |          |          |             |          |          |           |          |
| Orlando         |           |          |          |             |          |          |           |          |
| at Omaha        |           |          |          |             |          |          |           |          |
| at Orlando      |           |          |          |             |          |          |           |          |
| at San Diego    |           |          |          |             |          |          |           |          |
| at Las Vegas    |           |          |          |             |          |          |           |          |
| <b>TOTAL</b>    | <b>18</b> | <b>0</b> | <b>0</b> | <b>.000</b> | <b>0</b> | <b>8</b> | <b>53</b> | <b>0</b> |



**JILL GILLEN****Outside Hitter, 5-7, Stilwell, Kansas/Arkansas/Orlando**Career Highlights

- 4x All-SEC Team Selection
- 3x AVCA All-South Region Honoree
- Holds Arkansas program record in aces & second in kills

**MATCH-BY-MATCH STATISTICS**

|                 | SP        | K         | TA        | PCT         | SA       | AST      | DIG       | BLK      |
|-----------------|-----------|-----------|-----------|-------------|----------|----------|-----------|----------|
| San Diego       |           |           |           | DNP         |          |          |           |          |
| at Atlanta      |           |           |           | DNP         |          |          |           |          |
| Indianapolis    | 4         | 12        | 28        | .357        | 1        | 1        | 14        | 0        |
| Omaha           | 3         | 6         | 27        | .111        | 3        | 0        | 5         | 0        |
| Grand Rapids    | 1         | 0         | 0         | .000        | 0        | 0        | 1         | 0        |
| at Omaha        | 3         | 3         | 12        | .167        | 0        | 0        | 4         | 0        |
| at Indianapolis | 2         | 3         | 18        | -.056       | 0        | 1        | 6         | 1        |
| Grand Rapids    |           |           |           | DNP         |          |          |           |          |
| Orlando         | 2         | 2         | 13        | .077        | 0        | 0        | 1         | 1        |
| Las Vegas       | 1         | 0         | 0         | .000        | 0        | 0        | 0         | 0        |
| at Grand Rapids |           |           |           |             |          |          |           |          |
| Atlanta         |           |           |           |             |          |          |           |          |
| at San Diego    |           |           |           |             |          |          |           |          |
| Omaha           |           |           |           |             |          |          |           |          |
| at Orlando      |           |           |           |             |          |          |           |          |
| Las Vegas       |           |           |           |             |          |          |           |          |
| at Indianapolis |           |           |           |             |          |          |           |          |
| Atlanta         |           |           |           |             |          |          |           |          |
| at Grand Rapids |           |           |           |             |          |          |           |          |
| at Atlanta      |           |           |           |             |          |          |           |          |
| Indianapolis    |           |           |           |             |          |          |           |          |
| at Las Vegas    |           |           |           |             |          |          |           |          |
| San Diego       |           |           |           |             |          |          |           |          |
| Orlando         |           |           |           |             |          |          |           |          |
| at Omaha        |           |           |           |             |          |          |           |          |
| at Orlando      |           |           |           |             |          |          |           |          |
| at San Diego    |           |           |           |             |          |          |           |          |
| at Las Vegas    |           |           |           |             |          |          |           |          |
| <b>TOTAL</b>    | <b>16</b> | <b>26</b> | <b>98</b> | <b>.093</b> | <b>4</b> | <b>2</b> | <b>31</b> | <b>2</b> |

**JANICE LEAO****Middle Blocker, 6-3, New Bedford, Mass./Miami (Fla.)/Criollas de Caguas**Career Highlights

- AVCA All-American
- 2x AVCA All-Region
- 2022 ACC First Team Honors

**MATCH-BY-MATCH STATISTICS**

|                 | SP        | K        | TA        | PCT         | SA       | AST      | DIG      | BLK      |
|-----------------|-----------|----------|-----------|-------------|----------|----------|----------|----------|
| San Diego       | 1         | 0        | 0         | .000        | 0        | 0        | 0        | 1        |
| at Atlanta      | 3         | 0        | 3         | -.333       | 0        | 0        | 0        | 0        |
| Indianapolis    |           |          |           | DNP         |          |          |          |          |
| Omaha           | 1         | 1        | 7         | -.143       | 0        | 0        | 1        | 1        |
| Grand Rapids    |           |          |           | DNP         |          |          |          |          |
| at Omaha        | 1         | 1        | 6         | .000        | 1        | 0        | 0        | 1        |
| at Indianapolis |           |          |           | DNP         |          |          |          |          |
| Grand Rapids    | 4         | 3        | 6         | .500        | 0        | 0        | 1        | 5        |
| Orlando         | 2         | 1        | 2         | .500        | 0        | 0        | 1        | 0        |
| Las Vegas       |           |          |           | DNP         |          |          |          |          |
| at Grand Rapids |           |          |           |             |          |          |          |          |
| Atlanta         |           |          |           |             |          |          |          |          |
| at San Diego    |           |          |           |             |          |          |          |          |
| Omaha           |           |          |           |             |          |          |          |          |
| at Orlando      |           |          |           |             |          |          |          |          |
| Las Vegas       |           |          |           |             |          |          |          |          |
| at Indianapolis |           |          |           |             |          |          |          |          |
| Atlanta         |           |          |           |             |          |          |          |          |
| at Grand Rapids |           |          |           |             |          |          |          |          |
| at Atlanta      |           |          |           |             |          |          |          |          |
| Indianapolis    |           |          |           |             |          |          |          |          |
| at Las Vegas    |           |          |           |             |          |          |          |          |
| San Diego       |           |          |           |             |          |          |          |          |
| Orlando         |           |          |           |             |          |          |          |          |
| at Omaha        |           |          |           |             |          |          |          |          |
| at Orlando      |           |          |           |             |          |          |          |          |
| at San Diego    |           |          |           |             |          |          |          |          |
| at Las Vegas    |           |          |           |             |          |          |          |          |
| <b>TOTAL</b>    | <b>12</b> | <b>6</b> | <b>24</b> | <b>.087</b> | <b>1</b> | <b>0</b> | <b>3</b> | <b>8</b> |

**MORGAN LEWIS****Opposite, 6-3, Carlsbad, Calif./Oregon/San Diego**Career Highlights

- AVCA All-American
- 2x NCAA Tournament Region Team
- AVCA Pacific North All-Region Team

**MATCH-BY-MATCH STATISTICS**

|                 | SP        | K         | TA         | PCT         | SA       | AST      | DIG       | BLK      |
|-----------------|-----------|-----------|------------|-------------|----------|----------|-----------|----------|
| San Diego       | 2         | 6         | 14         | .430        | 1        | 0        | 5         | 0        |
| at Atlanta      | 5         | 19        | 61         | .131        | 0        | 0        | 6         | 3        |
| Indianapolis    |           |           |            | DNP         |          |          |           |          |
| Omaha           |           |           |            | DNP         |          |          |           |          |
| Grand Rapids    |           |           |            | DNP         |          |          |           |          |
| at Omaha        | 3         | 8         | 28         | -.036       | 1        | 0        | 1         | 2        |
| at Indianapolis | 2         | 3         | 20         | -.200       | 0        | 0        | 2         | 0        |
| Grand Rapids    | 2         | 1         | 2          | .500        | 0        | 0        | 0         | 0        |
| Orlando         | 3         | 5         | 10         | .400        | 0        | 0        | 0         | 0        |
| Las Vegas       | 2         | 0         | 0          | .000        | 0        | 0        | 0         | 0        |
| at Grand Rapids |           |           |            |             |          |          |           |          |
| Atlanta         |           |           |            |             |          |          |           |          |
| at San Diego    |           |           |            |             |          |          |           |          |
| Omaha           |           |           |            |             |          |          |           |          |
| at Orlando      |           |           |            |             |          |          |           |          |
| Las Vegas       |           |           |            |             |          |          |           |          |
| at Indianapolis |           |           |            |             |          |          |           |          |
| Atlanta         |           |           |            |             |          |          |           |          |
| at Grand Rapids |           |           |            |             |          |          |           |          |
| at Atlanta      |           |           |            |             |          |          |           |          |
| Indianapolis    |           |           |            |             |          |          |           |          |
| at Las Vegas    |           |           |            |             |          |          |           |          |
| San Diego       |           |           |            |             |          |          |           |          |
| Orlando         |           |           |            |             |          |          |           |          |
| at Omaha        |           |           |            |             |          |          |           |          |
| at Orlando      |           |           |            |             |          |          |           |          |
| at San Diego    |           |           |            |             |          |          |           |          |
| at Las Vegas    |           |           |            |             |          |          |           |          |
| <b>TOTAL</b>    | <b>17</b> | <b>42</b> | <b>135</b> | <b>.175</b> | <b>2</b> | <b>0</b> | <b>14</b> | <b>5</b> |

**MEGAN LUSH****Outside Hitter, 6-1, Kettering, Ohio/Penn State**Career Highlights

- 2x NCAA National Champion
- 2014 NCAA Most Outstanding Player
- USA National Team Member


**MATCH-BY-MATCH STATISTICS**

|                 | SP        | K         | TA         | PCT         | SA       | AST       | DIG        | BLK       |
|-----------------|-----------|-----------|------------|-------------|----------|-----------|------------|-----------|
| San Diego       | 4         | 12        | 33         | .360        | 0        | 1         | 20         | 1         |
| at Atlanta      | 5         | 12        | 34         | .235        | 1        | 1         | 18         | 2         |
| Indianapolis    | 4         | 7         | 17         | .235        | 0        | 1         | 7          | 1         |
| Omaha           | 1         | 1         | 10         | -.200       | 0        | 1         | 2          | 1         |
| Grand Rapids    | 5         | 7         | 27         | .074        | 0        | 2         | 12         | 3         |
| at Omaha        | 3         | 5         | 24         | .000        | 0        | 0         | 3          | 1         |
| at Indianapolis | 3         | 6         | 23         | .043        | 0        | 2         | 10         | 0         |
| Grand Rapids    | 5         | 5         | 27         | .074        | 0        | 1         | 14         | 1         |
| Orlando         | 4         | 7         | 22         | .227        | 0        | 2         | 12         | 2         |
| Las Vegas       | 4         | 11        | 30         | .267        | 0        | 6         | 13         | 1         |
| at Grand Rapids |           |           |            |             |          |           |            |           |
| Atlanta         |           |           |            |             |          |           |            |           |
| at San Diego    |           |           |            |             |          |           |            |           |
| Omaha           |           |           |            |             |          |           |            |           |
| at Orlando      |           |           |            |             |          |           |            |           |
| Las Vegas       |           |           |            |             |          |           |            |           |
| at Indianapolis |           |           |            |             |          |           |            |           |
| Atlanta         |           |           |            |             |          |           |            |           |
| at Grand Rapids |           |           |            |             |          |           |            |           |
| at Atlanta      |           |           |            |             |          |           |            |           |
| Indianapolis    |           |           |            |             |          |           |            |           |
| at Las Vegas    |           |           |            |             |          |           |            |           |
| San Diego       |           |           |            |             |          |           |            |           |
| Orlando         |           |           |            |             |          |           |            |           |
| at Omaha        |           |           |            |             |          |           |            |           |
| at Orlando      |           |           |            |             |          |           |            |           |
| at San Diego    |           |           |            |             |          |           |            |           |
| at Las Vegas    |           |           |            |             |          |           |            |           |
| <b>TOTAL</b>    | <b>38</b> | <b>73</b> | <b>247</b> | <b>.131</b> | <b>1</b> | <b>17</b> | <b>111</b> | <b>13</b> |



**KALEY RAMMELSBERG***Middle Blocker, 6-2, Westerville, Ohio/Indiana/LiigaPloki*Career Highlights

- AVCA Northeast All-Region Team
- 2023 All BIG Ten Second Team
- 2019 Big South Freshman of the Year

**MATCH-BY-MATCH STATISTICS**

|                 | SP        | K         | TA         | PCT         | SA       | AST      | DIG       | BLK       |
|-----------------|-----------|-----------|------------|-------------|----------|----------|-----------|-----------|
| San Diego       | 4         | 8         | 16         | .500        | 0        | 0        | 1         | 3         |
| at Atlanta      | 5         | 3         | 12         | .000        | 1        | 1        | 3         | 0         |
| Indianapolis    | 2         | 2         | 8          | .250        | 0        | 0        | 1         | 1         |
| Omaha           | 2         | 3         | 13         | .077        | 0        | 0        | 1         | 0         |
| Grand Rapids    | 5         | 7         | 15         | .333        | 0        | 0        | 2         | 2         |
| at Omaha        | 3         | 4         | 14         | .143        | 1        | 0        | 1         | 1         |
| at Indianapolis | 3         | 6         | 13         | .308        | 0        | 0        | 5         | 0         |
| Grand Rapids    | 1         | 0         | 3          | .000        | 0        | 0        | 2         | 0         |
| Orlando         | 4         | 5         | 12         | .333        | 0        | 0        | 2         | 3         |
| Las Vegas       | 4         | 7         | 16         | .438        | 5        | 0        | 2         | 1         |
| at Grand Rapids |           |           |            |             |          |          |           |           |
| Atlanta         |           |           |            |             |          |          |           |           |
| at San Diego    |           |           |            |             |          |          |           |           |
| Omaha           |           |           |            |             |          |          |           |           |
| at Orlando      |           |           |            |             |          |          |           |           |
| Las Vegas       |           |           |            |             |          |          |           |           |
| at Indianapolis |           |           |            |             |          |          |           |           |
| Atlanta         |           |           |            |             |          |          |           |           |
| at Grand Rapids |           |           |            |             |          |          |           |           |
| at Atlanta      |           |           |            |             |          |          |           |           |
| Indianapolis    |           |           |            |             |          |          |           |           |
| at Las Vegas    |           |           |            |             |          |          |           |           |
| San Diego       |           |           |            |             |          |          |           |           |
| Orlando         |           |           |            |             |          |          |           |           |
| at Omaha        |           |           |            |             |          |          |           |           |
| at Orlando      |           |           |            |             |          |          |           |           |
| at San Diego    |           |           |            |             |          |          |           |           |
| at Las Vegas    |           |           |            |             |          |          |           |           |
| <b>TOTAL</b>    | <b>33</b> | <b>45</b> | <b>122</b> | <b>.238</b> | <b>7</b> | <b>1</b> | <b>20</b> | <b>11</b> |

**18****IZABELLA RAPACZ***Outside Hitter, 6-2, Glenview, Ill./Temple/Shenzhen Zhongsa*Career Highlights

- 3x All-American Athletic Conference Honoree
- 2x All-American Athletic Conference First Team
- First player from Temple to earn unanimous first-team honors

**MATCH-BY-MATCH STATISTICS**

|                 | SP        | K         | TA         | PCT         | SA       | AST      | DIG       | BLK      |
|-----------------|-----------|-----------|------------|-------------|----------|----------|-----------|----------|
| San Diego       | 4         | 12        | 43         | .280        | 0        | 0        | 7         | 0        |
| at Atlanta      |           |           |            | DNP         |          |          |           |          |
| Indianapolis    |           |           |            | DNP         |          |          |           |          |
| Omaha           | 3         | 8         | 30         | .067        | 0        | 0        | 7         | 1        |
| Grand Rapids    | 4         | 13        | 48         | .125        | 0        | 0        | 5         | 0        |
| at Omaha        | 1         | 1         | 4          | .000        | 0        | 0        | 0         | 0        |
| at Indianapolis | 2         | 5         | 15         | .200        | 1        | 0        | 1         | 0        |
| Grand Rapids    | 5         | 23        | 55         | .364        | 0        | 2        | 14        | 1        |
| Orlando         | 4         | 16        | 48         | .229        | 0        | 0        | 11        | 0        |
| Las Vegas       | 4         | 19        | 51         | .196        | 0        | 0        | 7         | 3        |
| at Grand Rapids |           |           |            |             |          |          |           |          |
| Atlanta         |           |           |            |             |          |          |           |          |
| at San Diego    |           |           |            |             |          |          |           |          |
| Omaha           |           |           |            |             |          |          |           |          |
| at Orlando      |           |           |            |             |          |          |           |          |
| Las Vegas       |           |           |            |             |          |          |           |          |
| at Indianapolis |           |           |            |             |          |          |           |          |
| Atlanta         |           |           |            |             |          |          |           |          |
| at Grand Rapids |           |           |            |             |          |          |           |          |
| at Atlanta      |           |           |            |             |          |          |           |          |
| Indianapolis    |           |           |            |             |          |          |           |          |
| at Las Vegas    |           |           |            |             |          |          |           |          |
| San Diego       |           |           |            |             |          |          |           |          |
| Orlando         |           |           |            |             |          |          |           |          |
| at Omaha        |           |           |            |             |          |          |           |          |
| at Orlando      |           |           |            |             |          |          |           |          |
| at San Diego    |           |           |            |             |          |          |           |          |
| at Las Vegas    |           |           |            |             |          |          |           |          |
| <b>TOTAL</b>    | <b>27</b> | <b>97</b> | <b>294</b> | <b>.182</b> | <b>1</b> | <b>2</b> | <b>52</b> | <b>5</b> |

**2****WILMA RIVERA***Setter, 5-8, Carolina, Puerto Rico/Louisville/Orlando*Career Highlights

- AVCA All-American
- 2017 ACC Champion
- Puerto Rico National Team Member

**MATCH-BY-MATCH STATISTICS**

|                 | SP        | K        | TA        | PCT         | SA       | AST        | DIG       | BLK      |
|-----------------|-----------|----------|-----------|-------------|----------|------------|-----------|----------|
| San Diego       | 4         | 1        | 6         | .170        | 3        | 42         | 11        | 0        |
| at Atlanta      |           |          |           | DNP         |          |            |           |          |
| Indianapolis    | 5         | 1        | 4         | .250        | 0        | 51         | 10        | 1        |
| Omaha           | 2         | 0        | 0         | .000        | 0        | 1          | 2         | 0        |
| Grand Rapids    | 3         | 0        | 0         | .000        | 0        | 6          | 2         | 0        |
| at Omaha        | 3         | 0        | 0         | .000        | 0        | 17         | 9         | 1        |
| at Indianapolis | 2         | 0        | 0         | .000        | 0        | 13         | 7         | 0        |
| Grand Rapids    | 5         | 0        | 2         | -.500       | 3        | 39         | 10        | 0        |
| Orlando         | 4         | 1        | 1         | 1.000       | 3        | 34         | 13        | 0        |
| Las Vegas       | 4         | 1        | 1         | 1.000       | 0        | 45         | 12        | 0        |
| at Grand Rapids |           |          |           |             |          |            |           |          |
| Atlanta         |           |          |           |             |          |            |           |          |
| at San Diego    |           |          |           |             |          |            |           |          |
| Omaha           |           |          |           |             |          |            |           |          |
| at Orlando      |           |          |           |             |          |            |           |          |
| Las Vegas       |           |          |           |             |          |            |           |          |
| at Indianapolis |           |          |           |             |          |            |           |          |
| Atlanta         |           |          |           |             |          |            |           |          |
| at Grand Rapids |           |          |           |             |          |            |           |          |
| at Atlanta      |           |          |           |             |          |            |           |          |
| Indianapolis    |           |          |           |             |          |            |           |          |
| at Las Vegas    |           |          |           |             |          |            |           |          |
| San Diego       |           |          |           |             |          |            |           |          |
| Orlando         |           |          |           |             |          |            |           |          |
| at Omaha        |           |          |           |             |          |            |           |          |
| at Orlando      |           |          |           |             |          |            |           |          |
| at San Diego    |           |          |           |             |          |            |           |          |
| at Las Vegas    |           |          |           |             |          |            |           |          |
| <b>TOTAL</b>    | <b>32</b> | <b>4</b> | <b>14</b> | <b>.213</b> | <b>9</b> | <b>248</b> | <b>76</b> | <b>2</b> |

**5****TORI STRINGER***Setter, 5-11, Los Gatos, Calif./Louisville/Atlanta*Career Highlights

- 2x Pan American Cup Medalist
- 2x AVCA All-American
- USA Collegiate National Team Member


**MATCH-BY-MATCH STATISTICS**

|                 | SP        | K        | TA        | PCT         | SA       | AST        | DIG       | BLK      |
|-----------------|-----------|----------|-----------|-------------|----------|------------|-----------|----------|
| San Diego       | 2         | 0        | 0         | .000        | 0        | 1          | 2         | 0        |
| at Atlanta      | 5         | 4        | 8         | .375        | 1        | 53         | 19        | 2        |
| Indianapolis    | 3         | 0        | 3         | -.333       | 1        | 9          | 3         | 0        |
| Omaha           | 3         | 2        | 4         | .250        | 1        | 24         | 9         | 0        |
| Grand Rapids    | 4         | 0        | 4         | -.250       | 0        | 33         | 11        | 1        |
| at Omaha        | 2         | 1        | 1         | 1.000       | 0        | 9          | 2         | 0        |
| at Indianapolis | 3         | 0        | 1         | .000        | 1        | 14         | 6         | 0        |
| Grand Rapids    | 2         | 0        | 0         | .000        | 0        | 2          | 0         | 0        |
| Orlando         | 3         | 0        | 0         | .000        | 0        | 5          | 4         | 0        |
| Las Vegas       | 3         | 0        | 0         | .000        | 0        | 3          | 5         | 0        |
| at Grand Rapids |           |          |           |             |          |            |           |          |
| Atlanta         |           |          |           |             |          |            |           |          |
| at San Diego    |           |          |           |             |          |            |           |          |
| Omaha           |           |          |           |             |          |            |           |          |
| at Orlando      |           |          |           |             |          |            |           |          |
| Las Vegas       |           |          |           |             |          |            |           |          |
| at Indianapolis |           |          |           |             |          |            |           |          |
| Atlanta         |           |          |           |             |          |            |           |          |
| at Grand Rapids |           |          |           |             |          |            |           |          |
| at Atlanta      |           |          |           |             |          |            |           |          |
| Indianapolis    |           |          |           |             |          |            |           |          |
| at Las Vegas    |           |          |           |             |          |            |           |          |
| San Diego       |           |          |           |             |          |            |           |          |
| Orlando         |           |          |           |             |          |            |           |          |
| at Omaha        |           |          |           |             |          |            |           |          |
| at Orlando      |           |          |           |             |          |            |           |          |
| at San Diego    |           |          |           |             |          |            |           |          |
| at Las Vegas    |           |          |           |             |          |            |           |          |
| <b>TOTAL</b>    | <b>30</b> | <b>7</b> | <b>21</b> | <b>.116</b> | <b>4</b> | <b>153</b> | <b>61</b> | <b>3</b> |

**12**

**RAINA TERRY***Outside Hitter, 6-3, Marengo, Ohio/Illinois*Career Highlights

- AVCA All-American
- Holds Illinois all-time career kills, points and aces program records
- 3x AVCA All-Region

**16****MATCH-BY-MATCH STATISTICS**

|                 | SP        | K         | TA         | PCT         | SA       | AST      | DIG       | BLK       |
|-----------------|-----------|-----------|------------|-------------|----------|----------|-----------|-----------|
| San Diego       | 2         | 1         | 9          | .110        | 0        | 1        | 1         | 1         |
| at Atlanta      | 5         | 0         | 2          | -.500       | 0        | 0        | 0         | 1         |
| Indianapolis    | 5         | 22        | 50         | .320        | 1        | 1        | 13        | 0         |
| Omaha           | 3         | 6         | 19         | .158        | 0        | 0        | 4         | 0         |
| Grand Rapids    | 3         | 2         | 6          | .000        | 0        | 0        | 1         | 2         |
| at Omaha        | 1         | 0         | 1          | -.667       | 0        | 0        | 1         | 0         |
| at Indianapolis | 1         | 4         | 8          | .250        | 0        | 0        | 2         | 1         |
| Grand Rapids    | 5         | 14        | 43         | .186        | 1        | 0        | 15        | 3         |
| Orlando         | 4         | 10        | 33         | .121        | 3        | 1        | 8         | 3         |
| Las Vegas       | 4         | 15        | 42         | .143        | 0        | 1        | 8         | 1         |
| at Grand Rapids |           |           |            |             |          |          |           |           |
| Atlanta         |           |           |            |             |          |          |           |           |
| at San Diego    |           |           |            |             |          |          |           |           |
| Omaha           |           |           |            |             |          |          |           |           |
| at Orlando      |           |           |            |             |          |          |           |           |
| Las Vegas       |           |           |            |             |          |          |           |           |
| at Indianapolis |           |           |            |             |          |          |           |           |
| Atlanta         |           |           |            |             |          |          |           |           |
| at Grand Rapids |           |           |            |             |          |          |           |           |
| at Atlanta      |           |           |            |             |          |          |           |           |
| Indianapolis    |           |           |            |             |          |          |           |           |
| at Las Vegas    |           |           |            |             |          |          |           |           |
| San Diego       |           |           |            |             |          |          |           |           |
| Orlando         |           |           |            |             |          |          |           |           |
| at Omaha        |           |           |            |             |          |          |           |           |
| at Orlando      |           |           |            |             |          |          |           |           |
| at San Diego    |           |           |            |             |          |          |           |           |
| at Las Vegas    |           |           |            |             |          |          |           |           |
| <b>TOTAL</b>    | <b>33</b> | <b>74</b> | <b>213</b> | <b>.121</b> | <b>5</b> | <b>4</b> | <b>53</b> | <b>12</b> |

**ABBY WALKER***Middle Blocker, 6-1, Cambridge, Ohio/Cincinnati*Career Highlights

- 2021 American Athletic Conference Freshman of the Year
- Second-Team All Big-12
- 2x OVR High Performance Team Medalist

**24****MATCH-BY-MATCH STATISTICS**

|                 | SP        | K         | TA         | PCT         | SA       | AST      | DIG       | BLK       |
|-----------------|-----------|-----------|------------|-------------|----------|----------|-----------|-----------|
| San Diego       | 3         | 2         | 8          | .250        | 0        | 0        | 3         | 1         |
| at Atlanta      | 5         | 7         | 20         | .250        | 0        | 0        | 4         | 1         |
| Indianapolis    | 5         | 8         | 25         | .240        | 0        | 0        | 5         | 3         |
| Omaha           | 2         | 1         | 5          | .000        | 0        | 0        | 1         | 0         |
| Grand Rapids    | 5         | 10        | 18         | .444        | 1        | 0        | 1         | 1         |
| at Omaha        | 2         | 3         | 9          | .222        | 0        | 0        | 2         | 0         |
| at Indianapolis | 3         | 8         | 20         | .300        | 0        | 0        | 4         | 0         |
| Grand Rapids    | 5         | 5         | 15         | .133        | 0        | 0        | 4         | 4         |
| Orlando         | 3         | 2         | 11         | -.091       | 0        | 1        | 0         | 1         |
| Las Vegas       | 4         | 8         | 17         | .412        | 2        | 0        | 2         | 3         |
| at Grand Rapids |           |           |            |             |          |          |           |           |
| Atlanta         |           |           |            |             |          |          |           |           |
| at San Diego    |           |           |            |             |          |          |           |           |
| Omaha           |           |           |            |             |          |          |           |           |
| at Orlando      |           |           |            |             |          |          |           |           |
| Las Vegas       |           |           |            |             |          |          |           |           |
| at Indianapolis |           |           |            |             |          |          |           |           |
| Atlanta         |           |           |            |             |          |          |           |           |
| at Grand Rapids |           |           |            |             |          |          |           |           |
| at Atlanta      |           |           |            |             |          |          |           |           |
| Indianapolis    |           |           |            |             |          |          |           |           |
| at Las Vegas    |           |           |            |             |          |          |           |           |
| San Diego       |           |           |            |             |          |          |           |           |
| Orlando         |           |           |            |             |          |          |           |           |
| at Omaha        |           |           |            |             |          |          |           |           |
| at Orlando      |           |           |            |             |          |          |           |           |
| at San Diego    |           |           |            |             |          |          |           |           |
| at Las Vegas    |           |           |            |             |          |          |           |           |
| <b>TOTAL</b>    | <b>37</b> | <b>54</b> | <b>148</b> | <b>.216</b> | <b>3</b> | <b>1</b> | <b>26</b> | <b>14</b> |

**ASHLEY WENZ***Opposite, 6-3, Springboro, Ohio/Dhia State/Arizona State*Career Highlights

- AVCA All-Northeast Region Team
- All BIG TEN Honorable Mention
- All PAC-12 Second Team

**13****MATCH-BY-MATCH STATISTICS**

|                 | SP       | K        | TA       | PCT         | SA       | AST      | DIG      | BLK      |
|-----------------|----------|----------|----------|-------------|----------|----------|----------|----------|
| San Diego       |          |          |          | DNP         |          |          |          |          |
| at Atlanta      |          |          |          | DNP         |          |          |          |          |
| Indianapolis    |          |          |          | DNP         |          |          |          |          |
| Omaha           |          |          |          | DNP         |          |          |          |          |
| Grand Rapids    |          |          |          | DNP         |          |          |          |          |
| at Omaha        |          |          |          | DNP         |          |          |          |          |
| at Indianapolis |          |          |          | DNP         |          |          |          |          |
| Grand Rapids    | 2        | 0        | 0        | .000        | 0        | 0        | 0        | 0        |
| Orlando         | 2        | 0        | 0        | .000        | 0        | 0        | 0        | 0        |
| Las Vegas       |          |          |          | DNP         |          |          |          |          |
| at Grand Rapids |          |          |          |             |          |          |          |          |
| Atlanta         |          |          |          |             |          |          |          |          |
| at San Diego    |          |          |          |             |          |          |          |          |
| Omaha           |          |          |          |             |          |          |          |          |
| at Orlando      |          |          |          |             |          |          |          |          |
| Las Vegas       |          |          |          |             |          |          |          |          |
| at Indianapolis |          |          |          |             |          |          |          |          |
| Atlanta         |          |          |          |             |          |          |          |          |
| at Grand Rapids |          |          |          |             |          |          |          |          |
| at Atlanta      |          |          |          |             |          |          |          |          |
| Indianapolis    |          |          |          |             |          |          |          |          |
| at Las Vegas    |          |          |          |             |          |          |          |          |
| San Diego       |          |          |          |             |          |          |          |          |
| Orlando         |          |          |          |             |          |          |          |          |
| at Omaha        |          |          |          |             |          |          |          |          |
| at Orlando      |          |          |          |             |          |          |          |          |
| at San Diego    |          |          |          |             |          |          |          |          |
| at Las Vegas    |          |          |          |             |          |          |          |          |
| <b>TOTAL</b>    | <b>4</b> | <b>0</b> | <b>0</b> | <b>.000</b> | <b>0</b> | <b>0</b> | <b>0</b> | <b>0</b> |