



MATCH NOTES

MATCH FOURTEEN

Atlanta Vibe [6-7] at Orlando Valkyries [9-4]

Saturday | March 1 | 7:00 p.m. EST

YouTube

Addition Financial Arena • Orlando, Florida

Atlanta Head Coach Kayla Banwarth Orlando Head Coach Amy Pauly

Vibe Record 6-7 (.462) Valkyries Record 9-4 (.692)

SERIES NOTES: This is the Vibe's second match up against the Orlando Valkyries. It marks the fourteenth match for both the Atlanta Vibe and the Orlando Valkyries.

BROADCAST AND RADIO INFORMATION



Today's match will be broadcast on the PVF YouTube Channel
at youtube.com/@realprovb

WELCOME TO PROFESSIONAL VOLLEYBALL

The Atlanta Vibe are one of eight teams taking the court in the second season of Pro Volleyball Federation. Below are a few facts about Atlanta and Pro Volleyball Federation.

- ⇒ Pro Volleyball Federation head coaches have combined for more than 2,500 career victories.
- ⇒ There are approximately 6.9 million participants in the sport of volleyball in the US.
- ⇒ The Vibe are entering their second season as one of the city's professional sports teams.

GEORGIA - FLORIDA CONNECTIONS

Check out these connections between the teams and coaching staffs to learn more about the upcoming match

- ⇒ Kentucky Wildcats reunite, having Vibe outside hitter Leah Edmond and Valkyries middle blocker Kazmiere Brown overlap at the University of Kentucky for two seasons
- ⇒ Head Coach Amy Pauly was on the coaching staff at USC, coaching Vibe setter Mia Tuaniga for two seasons (2022 and 2023)
- ⇒ Three USC alumni find themselves in the arena: Vibe setter Mia Tuaniga, Valkyries outside hitter Shannon Scully, and Valkyries setter Brittany Abercrombie

ATLANTA VIBE COMMUNICATIONS




ELIZABETH KELL
Director of Digital Marketing, Brand and Content
elizabeth@atlantavibe.com

ANNA PORTER
Communications and Marketing Manager
anna@atlantavibe.com



2025 SCHEDULE

Date		Opponent	Time/Result
01.10	at	Omaha	8 p.m.
01.12	at	Vegas	8 p.m.
01.16		Columbus	7 p.m.
01.19		Grand Rapids	6 p.m.
01.23		Vegas	7 p.m.
01.30	at	San Diego	10:05 p.m.
02.02	at	Vegas	8 p.m.
02.06		Orlando	7 p.m.
02.08		Omaha	7 p.m.
02.13	at	Grand Rapids	7 p.m.
02.16		Indy	6 p.m.
02.20	at	Indy	7 p.m.
02.23	at	Columbus	2 p.m.
03.01	at	Orlando	7 p.m.
03.07		Las Vegas	7 p.m.
03.09		Indy	3 p.m.
03.13	at	Grand Rapids	7 p.m.
03.15		San Diego	7 p.m.
03.21		Orlando	7 p.m.
03.23	at	Columbus	2 p.m.
03.28		San Diego	7 p.m.
03.30		Columbus	3 p.m.
04.08	at	San Diego	7 p.m.
04.12	at	Orlando	10:05 p.m.
04.19	at	Omaha	7 p.m.
04.26		Grand Rapids	8 p.m.
05.01	at	Indy	7 p.m.
05.04		Omaha	6 p.m.



All times Eastern and subject to change

THIS WEEK FOR THE ATLANTA VIBE

02.28	03.01	03.02	03.03	03.04	03.05	03.06
No Media Availability	GAMEDAY! at Orlando 7:00 p.m. ET	No Media Availability	No Media Availability	Open Practice & Media Availability 11:00-1:00 Practice GSU Sports Arena	Open Practice & Media Availability 11:00-1:00 Practice GSU Sports Arena	Open Practice & Media Availability 10:00-11:30 Practice GSU Sports Arena

VIBE VS FURY RECAP ON 2/23

The Atlanta Vibe (6-7) suffered a loss to the Columbus Fury (4-8) in their 2025 home opener on February 23, with the final set score reaching 23-25. The Fury outperformed the Vibe with a team-hitting percentage of .259 compared to Atlanta's .147. Leah Edmond led the Vibe with 12 kills on 31 attempts, while Khoris Louis posted an impressive .615 hitting percentage with nine kills. Setter Mia Tuaniga contributed 34 assists and 14 digs. Despite strong individual performances, the Vibe struggled with service pressure, managing only a 13% perfect pass percentage, which allowed the Fury to secure the win in three sets.

ORLANDO VERSUS ATLANTA STAT COMPARISON

Offensively, the Vibe are ranked fourth in the league for kill percentage, averaging .367, while the Valkyries are second in the league with .380. Defensively, the Valkyries are fifth in the league for digs, averaging 16.25 digs per set while the Vibe are ranked fourth with 16.45 digs per set. Both teams are in the top two in aces on the season, with the Vibe totaling 54 and the Valkyries totaling 59. As for assists, Atlanta holds the third highest assists per set with 12.71 and the Valkyries are first averaging 13.48 assists per set. These teams go into the match with a close per set average, proving the importance of the service line in this match.

CURRENT PVF POLLS

The Vibe are ranked fifth in the league standings halfway through the season:

Rank	Team	Record
1	Orlando Valkyries	9-4
2	Omaha Supernovas	8-4
3	Indy Ignite	7-5
4	Vegas Thrill	7-5
5	Atlanta Vibe	6-7
6	Columbus Fury	4-8
7	Grand Rapids Rise	4-8
8	San Diego Mojo	4-8

ROSTER UPDATES

The Vibe have made some updated roster changes for the upcoming match. Middle blocker Jenna Rosenthal is now placed on the active roster. Setter Whitney Bower has been moved to the practice squad.

ALL-STAR MATCH RECAP

The Pro Volleyball Federation hosted their inaugural All-Star Match on Saturday, February 22nd at 1:30 p.m. ET. The Vibe had four players compete in the match on Saturday, where Team Shondell won in three. On the winning team, middle blocker Khoris Louis tagged two blocks in the match while opposite hitter Merritt Beason had five kills. On Team Collier, libero Morgan Hentz had four digs and three assists while outside hitter Leah Edmond five kills and five digs. The players were able to play in front of a crowd of a little less than 7,000 for the first ever PVF All-Star match.

USC TROJAN REUNITE

Orlando Head Coach Amy Pauly was the assistant coach at the University of Southern California for Vibe setter Mia Tuaniga's freshman and sophomore years as a Trojan. Tuaniga earned two significant awards while being coached by Pauly - in 2021 she earned a spot on the Pac-12 All-Freshman Team and in 2022 she received AVCA All-America Honorable Mention. Orlando has two players hailing from USC; #10 Shannon Scully and #6 Brittany Abercrombie.

LAST MATCH STATS 2/23 vs COLUMBUS

*in three set match

- Hitting Efficiency = .147
- Total Blocks = 5 blocks
- Digs per set = 19 digs per set
- Total aces = 6 aces
- Total assists = 38 assists
- Perfect Pass Percentage = 13%

EMORY
HEALTHCARE

INJURY REPORT

- IR - Shelly Fanning (Out for Season, Lisfranc Injury Right Foot)
- IR - Karis Watson (Out for Season, Left ACL)

PROJECTED STARTERS



Monserrez



Beason



Timmer



Edmond



Louis



Beller

ALPHABETICAL ROSTER

* Practice Player

NO.	NAME	POS	HT	EXP	HOMETOWN	COLLEGE	ACQUIRED	INSTAGRAM
5	Merritt Beason	Opp	6-4	R	Gardendale, Al.	Nebraska	DR	merbson
10	Taya Beller	MB	6-2	R	Lindsay, Nebraska	Wayne State College	FA	taya_beller
4	Bianca Bertolino*	OH	6-0	R	San Guillermo-Santa Fe, Arg.	Georgia Tech	DR	biancabortolino_
14	Whitney Bower*	S	5-7	1	Nampa, Idaho	BYU	DR	whitneyybower
24	Anna Dixon	OH	6-3	R	Louisburg, Kansas	Florida (Mizzou)	FA	annadixon
13	Leah Edmond	OH	6-2	4	Lexington, Kentucky	Kentucky	FA	leahedmond13
23	Kacie Evans*	OH	5-11	1	Wadsworth, Ohio	Georgia	FA	kacieevans_
1	Taylor Head	OH	5-10	R	Winter Garden, Fl.	Fl. State/Arkansas	DR	tayylorhead
9	Morgan Hentz	L	5-9	4	Lakeside Park, Ky.	Stanford	FA	morganhentz
20	Madolyn Isringhausen	OH	5-11	R	Edwardsville, Ill.	Tennessee Tech	FA	maddieisringhausen
15	Aiko Jones	Opp	6-2	R	Kingston, Jamaica	Louisville	FA	aikoajones
22	Khori Louis	MB	6-3	R	Tallahassee, Fl.	Florida State	DR	khorilouis
21	Marlie Monserrez	S	6-0	1	Windermere, Fl.	Florida	FA	marliemonz
17	Jenna Rosenthal	MB	6-6	6	Fond du Lac, Wis,	Marquette	FA	jenna.rosenthal
7	Pia Timmer	OH	5-9	R	Nordhorn, Germany	Washington St.	FA	piatimmer7777
91	Mia Tuaniga	S	6-2	R	Long Beach, Cali.	Uni of Southern	DR	miatuaniga
12	McKenna Vicini	MB	5-9	R	Lexington, Ky.	Cal. Stanford	FA	mckennavicini

NUMERICAL	
1	Taylor Head
4	Bianca Bertolino
5	Merritt Beason
7	Pia Timmer
9	Morgan Hentz
10	Taya Beller
12	McKenna Vicini
13	Leah Edmond
14	Whitney Bower
15	Aiko Jones
17	Jenna Rosenthal
20	Madolyn Isringhausen
21	Marlie Monserrez
22	Khori Louis
23	Kacie Evans
24	Anna Dixon
91	Mia Tuaniga

COACHING STAFF

FA = Free Agency DR = Draft TR = Trade

Head Coach: Kayla Banwarth (Nebraska, 2012)
Assistant Coach: Brian Doyon (SUNY ESF, 1995)
Assistant Coach: Sally Polhamus (Xavier, 1997)
Director of High Performance: Chip Smith
Manager of Volleyball Operations: Emma Schurfranz (Kennesaw State, 2023)

FROM WHERE?	
Kentucky	3
Florida	2
California	2
Ohio	1
Kansas	1
Illinois	1
Texas	1
Idaho	1
Alabama.....	1
Jamaica.....	1
Nebraska.....	1
Germany.....	1
Argentina.....	1
Wisconsin.....	1

PRONUNCIATION GUIDE	
Name	Pronunciation
Merritt Beason	MERR-it
Bianca Bertolino	bee-AHN-kah bear-toh-LEE-noh
Madolyn Isringhausen	MAD-uh-lin ISS-ring-how-zen
Khori Louis	KOH-ree
Aiko Jones	EYE-coe
Marlie Monserrez	mon-sir-AY
Pia Timmer	Pee-ah
Mia Tuaniga	too-uh-NING-uh
McKenna Vicini	vi-CHEEN-ee

HEAD COACH KAYLA BANWARTH

As a former Power Five head volleyball coach and a member of the 2016 USA Olympic Team, Banwarth has expansive knowledge of the game. Her impressive career with Team USA spanned six years of international competition, during which she collected eight medals. Notably, she earned a bronze medal at the 2016 Olympics, adding to her legacy in American volleyball history.



Banwarth previously served as head coach at Ole Miss and as an assistant for the powerhouse Nebraska program. After making a shift to coaching in 2017, Banwarth stepped into an assistant role at the University of Nebraska. In her debut season, she helped guide the Huskers to a Big Ten Championship and a NCAA Championship title. In 2020, Banwarth became head coach at Ole Miss turning around the volleyball program from a 1-9 record in the 2020-2021 season to a staggering 21-9 record in 2022. Banwarth heads into her first season as the newly appointed Atlanta Vibe head coach.

The Banwarth File

Hometown..... Dubuque, Iowa
Alma Mater Nebraska (2012)
Date of BirthJanuary 21, 1989 [35 years old]

Coaching History

2024-presentAtlanta Vibe (Head Coach)
2020-21.Ole Miss (Head Coach)
2017-19Nebraska (Assistant Head Coach)
2016-17.....Pepperdine (Men's) (Vol. Asst. Head Coach)

Year-By-Year (as Head Coach)

Year	School	Overall	Conference	Home Record	Postseason
2020	Ole Miss	1-19	1-19 / SEC	0-8	--
2021	Ole Miss	21-9	10-8 / SEC	7-5	--



DID YOU KNOW?

Banwarth holds the third highest career digs record at Nebraska at 1,706 digs.

GAS SOUTH ARENA

6400 Sugarloaf Parkway
Duluth, Georgia 30097
770.813.7500 // 770.626.2464

Gas South Arena is a vibrant, versatile venue showcasing a multitude of concerts, sporting events, family shows, and more. In addition to the Atlanta Vibe, it is also home to the Atlanta Gladiators (ECHL) and Georgia Swarm (NLL).

The venue has a capacity of 13,000 and features a state-of-the-art house reduction system which can quickly convert the space to a 3,500 theater-style setting or a large convention and tradeshow space with a capacity of 10,000 attendees. The Arena also includes 30 corporate suites, 2 party suites, club level seats, a spacious concourse, wider seats, a high-end sound system and acoustical enhancements to provide the best experience for every event.



ATLANTA VIBE QUICK FACTS

Location	Atlanta, Georgia
Second Season	2025
Colors	Light Red, Light Blue, Dark Red, Dark Blue
Home Arena	Gas South Arena (Duluth, Ga.)
Capacity	13,000
Website	AtlantaVibe.com
Ownership Group	Colleen Craig Sinjin Smith Edwin Moses Paul Millsap
President	Theresa Wenzel
Senior Vice President	Cheryl Lafoy
Director of Digital Marketing, Brand & Content	Lizzy Kell
Communications and Marketing Manager	Anna Porter
Director, Youth Volleyball	Cindy Young
Manager of Volleyball Operations	Emma Schurfranz
Director, Ticketing	Jonathan Chen
Game Operations	Von Harris

Pro Volleyball Federation, USA Volleyball Announce Alliance

Pro Volleyball Federation has teamed up with USA Volleyball – the national governing body of the sport in the U.S. – to promote volleyball at its highest level.


USA Volleyball will support Pro Volleyball Federation's professional league in America, which launches in January. The partnership reinforces the League's commitment to work with USA Volleyball clubs, athletes and regions while USAV supports Pro Volleyball Federation's commitment to providing top professional opportunities to America's greatest female volleyball players.

Pro Volleyball Federation currently boasts 17 players from the United States who have spent time in the U.S. National Team gym. Overall, there are 35 domestic and international players in the League who have been part of their respective country's Olympic or national team system.

More than 135 athletes have signed contracts to play in the inaugural season of Pro Volleyball Federation. They will be led by a group of accomplished coaches who have combined for more than 2,500 career victories.



PRO VOLLEYBALL FEDERATION



Pro Volleyball Federation is the premier women's professional volleyball league in North America. Pro Volleyball Federation will begin play in January 2025 with world class players and coaches, including some

of America's greatest volleyball players and elite players from around the world. Our entire focus is on ensuring that our level and quality of play, our treatment of players, the quality of our event presentations, and our day-to-day fan experience is world class and the very best offered in North America. For more information, visit ProVolleyball.com.

2025 Pro Volleyball Federation Standings

	W	L	PCT.	Home	Away
Orlando Valkyries	9	4	.692	5-1	4-3
Omaha Supernovas	8	4	.667	3-2	5-2
Indy Ignite	7	5	.583	6-1	1-4
Vegas Thrill	7	5	.583	5-1	2-4
Atlanta Vibe	6	7	.462	3-3	3-4
Columbus Fury	4	8	.333	3-5	1-3
Grand Rapids Rise	4	8	.333	2-3	2-5
San Diego Mojo	4	8	.333	2-4	2-4

UPCOMING PRO VOLLEYBALL FEDERATION SCHEDULE

Sunday, March 2

Indy at Omaha.....4 p.m. EST

Sunday, March 2

Grand Rapids at Vegas6 p.m. EST

Wednesday, March 5

Omaha at Columbus7 p.m. EST

Wednesday, March 5

San Diego at Grand Rapids7 p.m. EST

Wednesday, March 5

Indy at Vegas10 p.m. EST

Friday, March 7

Vegas at Atlanta7 p.m. EST

Sunday, March 9

Indy at Atlanta.....3 p.m. EST

Sunday, March 9

Columbus at Orlando6 p.m. EST




ANNA DIXON

Outside Hitter, 6-3, Louisburg, Kansas / Florida/Mizzou

Career Highlights

- 2022 USA Volleyball Collegiate National Team
- 2020 All-SEC Team
- 2019 All-Big 12 Rookie Team

24



MATCH-BY-MATCH STATISTICS

	SP	K	TA	PCT	SA	AST	DIG	BLK
at Omaha								
at Las Vegas								
Columbus	2	3	4	.750	0	0	1	0
Grand Rapids	3	3	9	.222	0	0	1	2
Las Vegas	3	10	21	.333	0	0	5	1
at San Diego								
at Vegas	3	2	6	.333	0	0	1	0
Orlando	2	3	13	-.077	0	0	2	0
Omaha	2	4	16	.000	0	0	4	1
at Grand Rapids	4	14	41	.112	1	0	6	1
Indy	2	0	1	.000	0	0	1	0
at Indy	3	7	13	.385	0	0	1	0
at Columbus	1	4	8	.125	0	0	3	0
at Orlando								
Las Vegas								
Indy								
at Grand Rapids								
San Diego								
Orlando								
at Columbus								
San Diego								
Columbus								
at San Diego								
at Orlando								
at Omaha								
Grand Rapids								
at Indy								
Omaha								


LEAH EDMOND

Outside Hitter, 6-2, Lexington, Kentucky / Kentucky

Career Highlights

- 2024 League MVP
- 2024 PVF Outside Hitter of the Year
- 2024 All-PVF First Team

13



MATCH-BY-MATCH STATISTICS

	SP	K	TA	PCT	SA	AST	DIG	BLK
at Omaha	5	11	46	.065	2	0	15	1
at Las Vegas	3	6	27	-.037	5	0	5	2
Columbus	5	13	50	.140	2	1	12	5
Grand Rapids	3	10	28	.179	1	1	10	4
Las Vegas	4	12	32	.219	0	0	4	5
at San Diego	4	21	40	.475	2	0	14	0
at Vegas	4	16	39	.231	1	0	8	2
Orlando	4	10	24	.250	1	0	8	2
Omaha	4	18	46	.261	0	1	11	0
at Grand Rapids	4	17	43	.209	4	2	10	0
Indy	5	25	60	.333	2	1	14	2
at Indy	4	14	30	.267	0	0	12	2
at Columbus	3	12	31	.258	3	0	8	1
at Orlando								
Las Vegas								
Indy								
at Grand Rapids								
San Diego								
Orlando								
at Columbus								
San Diego								
Columbus								
at San Diego								
at Orlando								
at Omaha								
Grand Rapids								
at Indy								
Omaha								


TAYLOR HEAD

Outside Hitter, 5-10, Winter Garden, Fl. / Fl. State/Arkansas

Career Highlights

- 2023 Third Team All-American
- 2023 AVCA All-South Region
- All-SEC Team [2022,2023]

1



MATCH-BY-MATCH STATISTICS

	SP	K	TA	PCT	SA	AST	DIG	BLK
at Omaha								
at Las Vegas	1	3	3	1.000	0	0	2	0
Columbus	4	0	4	-.500	0	0	3	0
Grand Rapids								
Las Vegas	4	12	32	.219	0	2	4	3
at San Diego	4	8	33	.061	0	1	10	0
at Vegas	4	5	17	.176	1	0	7	0
Orlando	1	1	8	.000	0	0	1	0
Omaha	4	10	22	.273	0	0	14	1
at Grand Rapids	1	1	9	-.222	0	0	2	0
Indy	2	0	1	.000	0	0	1	0
at Indy	1	2	5	.400	0	0	1	0
at Columbus	3	6	24	.042	0	0	5	2
at Orlando								
Las Vegas								
Indy								
at Grand Rapids								
San Diego								
Orlando								
at Columbus								
San Diego								
Columbus								
at San Diego								
at Orlando								
at Omaha								
Grand Rapids								
at Indy								
Omaha								


MORGAN HENTZ

Libero, 5-9, Lakeside Park, Kentucky / Stanford

Career Highlights

- 2024 Libero of the Year
- 2024 First Team All-PVF
- Athletes Unlimited (2023) – Athletes Unlimited Volleyball Defensive Player of the Year

9



MATCH-BY-MATCH STATISTICS

	SP	K	TA	PCT	SA	AST	DIG	BLK
at Omaha	5	0	0	.000	0	2	31	0
at Las Vegas	3	0	0	.000	0	4	10	0
Columbus	5	0	0	.000	0	1	27	0
Grand Rapids	3	0	0	.000	0	2	14	0
Las Vegas	4	0	0	.000	0	4	10	0
at San Diego	4	0	0	.000	0	1	20	0
at Vegas	4	0	0	.000	0	4	20	0
Orlando	4	0	0	.000	0	3	12	0
Omaha	4	0	0	.000	0	1	19	0
at Grand Rapids	4	0	0	.000	0	8	21	0
Indy	5	0	0	.000	0	5	22	0
at Indy	4	0	0	.000	0	0	13	0
at Columbus	3	0	0	.000	0	2	11	0
at Orlando								
Las Vegas								
Indy								
at Grand Rapids								
San Diego								
Orlando								
at Columbus								
San Diego								
Columbus								
at San Diego								
at Orlando								
at Omaha								
Grand Rapids								
at Indy								
Omaha								

MADOLYN ISRINGHAUSEN

20

Outside Hitter, 5-11, Edwardsville, Illinois / Tennessee Tech
Career Highlights

- 2024 AVCA Division I Women's All-South Region Team
- 2024 OVC Player of the Year
- All-OVC First Team (2022, 2023, 2024)



MATCH-BY-MATCH STATISTICS

	SP	K	TA	PCT	SA	AST	DIG	BLK
at Omaha								
at Las Vegas								
Columbus								
Grand Rapids								
Las Vegas								
at San Diego								
at Vegas								
Orlando	2	0	3	-.667	0	0	1	0
Omaha	1	2	8	-.125	0	0	1	0
at Grand Rapids								
Indy								
at Indy								
at Columbus								
at Orlando								
Las Vegas								
Indy								
at Grand Rapids								
San Diego								
Orlando								
at Columbus								
San Diego								
Columbus								
at San Diego								
at Orlando								
at Omaha								
Grand Rapids								
at Indy								
Omaha								

AIKO JONES

15

Opposite Hitter, 6-2, Kingston, Jamaica / Louisville
Career Highlights

- 2023 AVCA All-East Region honors
- All-ACC Second Team (2022, 2023)
- 2021 AVCA First Team All-East Region



MATCH-BY-MATCH STATISTICS

	SP	K	TA	PCT	SA	AST	DIG	BLK
at Omaha	3	0	4	-.750	2	0	1	1
at Las Vegas								
Columbus	1	0	1	.000	0	1	1	0
Grand Rapids								
Las Vegas								
at San Diego	4	0	0	.000	0	0	1	0
at Vegas	2	0	0	.000	0	0	1	0
Orlando								
Omaha	3	0	3	-.667	0	0	2	1
at Grand Rapids								
Indy								
at Indy	2	0	3	-.333	0	0	1	1
at Columbus								
at Orlando								
Las Vegas								
Indy								
at Grand Rapids								
San Diego								
Orlando								
at Columbus								
San Diego								
Columbus								
at San Diego								
at Orlando								
at Omaha								
Grand Rapids								
at Indy								
Omaha								

KHORI LOUIS

22

Middle Blocker, 6-3, Tallahassee, Fl. / Florida State
Career Highlights

- Earned an invite to the 2024 USA Volleyball Spring Training Camp
- 2023 AVCA Honorable Mention All-American
- 2023 All-ACC First Team



MATCH-BY-MATCH STATISTICS

	SP	K	TA	PCT	SA	AST	DIG	BLK
at Omaha	4	2	10	.200	0	0	1	1
at Las Vegas	3	9	11	.727	0	1	2	1
Columbus	5	6	13	.308	0	0	2	2
Grand Rapids	3	5	10	.500	0	0	3	0
Las Vegas	4	6	15	.200	0	0	5	2
at San Diego	4	9	19	.368	0	0	4	3
at Vegas	4	15	24	.542	0	0	3	2
Orlando	3	6	12	.417	0	0	2	0
Omaha	4	7	15	.400	0	0	3	3
at Grand Rapids	4	12	21	.429	0	0	1	1
Indy	3	8	19	.263	0	0	1	4
at Indy	4	6	17	.294	0	0	1	1
at Columbus	3	9	13	.615	0	0	0	1
at Orlando								
Las Vegas								
Indy								
at Grand Rapids								
San Diego								
Orlando								
at Columbus								
San Diego								
Columbus								
at San Diego								
at Orlando								
at Omaha								
Grand Rapids								
at Indy								
Omaha								

MARLIE MONSEREZ

21

Setter, 6-0, Windermere, Florida / Florida
Career Highlights

- 2024 All-PVF Second Team
- Finished at the top of league rankings in 2024 with an average of 10.2 assists per set
- Earned 11 SEC Setter of the Week honors as a Florida Gator



MATCH-BY-MATCH STATISTICS

	SP	K	TA	PCT	SA	AST	DIG	BLK
at Omaha	5	2	10	.100	0	56	11	1
at Las Vegas	3	2	7	.286	0	36	7	1
Columbus	5	1	8	-.125	0	46	12	1
Grand Rapids	2	3	3	1.000	0	19	8	0
Las Vegas								
at San Diego								
at Vegas								
Orlando	2	0	2	.000	0	17	7	0
Omaha	2	0	0	.000	0	14	4	0
at Grand Rapids	4	4	10	.400	1	52	20	1
Indy	5	4	5	.800	2	60	13	0
at Indy	3	2	5	.400	0	35	9	0
at Columbus	1	0	1	.000	0	2	1	0
at Orlando								
Las Vegas								
Indy								
at Grand Rapids								
San Diego								
Orlando								
at Columbus								
San Diego								
Columbus								
at San Diego								
at Orlando								
at Omaha								
Grand Rapids								
at Indy								
Omaha								

JENNA ROSENTHAL

Middle Blocker, 6-6, Fond du Lac, Wisconsin / Marquette
Career Highlights

- 2021 second place finish in the German Bundesliga
- 2021 third place finish in the German Cup
- Two seasons with Athletes Unlimited, earned first captain's spot in 2023

MATCH-BY-MATCH STATISTICS

	SP	K	TA	PCT	SA	AST	DIG	BLK
at Omaha								
at Las Vegas								
Columbus								
Grand Rapids								
Las Vegas								
at San Diego								
at Vegas								
Orlando								
Omaha								
at Grand Rapids								
Indy								
at Indy								
at Columbus								
at Orlando								
Las Vegas								
Indy								
at Grand Rapids								
San Diego								
Orlando								
at Columbus								
San Diego								
Columbus								
at San Diego								
at Orlando								
at Omaha								
Grand Rapids								
at Indy								
Omaha								

17

PIA TIMMER

Outside Hitter, 6-2, Nordhorn, Germany / Washington State
Career Highlights

- Pac 12 All-Conference First Team (2020-21, 2021, 2022, 2023)
- AVCA Pacific North All-Region (2020-21, 2021, 2022, 2023)
- 2019 Pac 12 All-Freshman Team

MATCH-BY-MATCH STATISTICS

	SP	K	TA	PCT	SA	AST	DIG	BLK
at Omaha	5	12	47	.128	0	0	13	1
at Las Vegas	3	5	18	.286	0	0	10	0
Columbus	5	11	30	.267	0	0	13	0
Grand Rapids	3	6	25	.120	0	0	4	0
Las Vegas								
at San Diego								
at Vegas								
Orlando	3	2	13	.000	1	1	4	0
Omaha								
at Grand Rapids	3	9	23	.348	2	0	8	0
Indy	5	16	37	.378	1	0	10	0
at Indy	4	9	24	.250	1	0	4	2
at Columbus								
at Orlando								
Las Vegas								
Indy								
at Grand Rapids								
San Diego								
Orlando								
at Columbus								
San Diego								
Columbus								
at San Diego								
at Orlando								
at Omaha								
Grand Rapids								
at Indy								
Omaha								

7



MIA TUANIGA

Setter, 5-9, Long Beach, California / USC
Career Highlights

- 2024 Big Ten Preseason All-Conference Team
- Pac-12 All-Conference Team (2022, 2023)
- AVCA All-Pacific South Region Team (2022, 2023)

MATCH-BY-MATCH STATISTICS

	SP	K	TA	PCT	SA	AST	DIG	BLK
at Omaha								
at Las Vegas								
Columbus								
Grand Rapids	1	1	2	.500	0	12	1	0
Las Vegas	4	4	9	.444	1	43	6	2
at San Diego	4	7	10	.700	1	57	13	0
at Vegas	4	1	5	~.200	1	47	10	2
Orlando	2	0	1	.000	0	6	7	0
Omaha	3	0	3	.000	0	30	5	0
at Grand Rapids								
Indy								
at Indy	2	0	0	.000	0	7	1	0
at Columbus	3	1	7	~.143	0	34	14	0
at Orlando								
Las Vegas								
Indy								
at Grand Rapids								
San Diego								
Orlando								
at Columbus								
San Diego								
Columbus								
at San Diego								
at Orlando								
at Omaha								
Grand Rapids								
at Indy								
Omaha								

91



MCKENNA VICINI

Middle Blocker, 6-2, Lexington, Kentucky / Stanford
Career Highlights

- NCAA champion (2019)
- Three-time Pac-12 champion (2019, 2022, 2023)
- Became the 10th player in Stanford history to register 500 career blocks

MATCH-BY-MATCH STATISTICS

	SP	K	TA	PCT	SA	AST	DIG	BLK
at Omaha	5	11	23	.435	0	0	11	1
at Las Vegas	3	1	6	.167	0	0	3	1
Columbus	5	3	12	.167	0	0	1	3
Grand Rapids	3	3	9	.111	0	0	2	1
Las Vegas	4	3	6	.333	0	2	5	2
at San Diego	4	5	14	.286	0	1	3	4
at Vegas	4	7	12	.583	0	0	1	1
Orlando	3	5	10	.300	0	0	0	1
Omaha	2	1	4	.250	0	0	0	0
at Grand Rapids								
Indy	2	2	6	.167	1	0	1	1
at Indy	1	1	3	.333	0	0	0	0
at Columbus								
at Orlando								
Las Vegas								
Indy								
at Grand Rapids								
San Diego								
Orlando								
at Columbus								
San Diego								
Columbus								
at San Diego								
at Orlando								
at Omaha								
Grand Rapids								
at Indy								
Omaha								

12

