



MATCH NOTES

MATCH SIXTEEN Atlanta Vibe [7-8] vs Indy Ignite [8-6]

Sunday | March 9 | 3:00 p.m. EST
YouTube
Gas South Arena • Atlanta, Georgia



Atlanta Head Coach Kayla Banwarth Indy Head Coach George Padjen

Vibe Record 7-8 (.467) Ignite Record 8-6 (.571)

SERIES NOTES: This is the Vibe's third match up against the Indy Ignite. It marks the sixteenth match for the Atlanta Vibe and the fifteenth match for the Indy Ignite.

BROADCAST AND RADIO INFORMATION



Today's match will be broadcast on the PVF YouTube Channel at youtube.com/@realprovb

WELCOME TO PROFESSIONAL VOLLEYBALL

The Atlanta Vibe are one of eight teams taking the court in the second season of Pro Volleyball Federation. Below are a few facts about Atlanta and Pro Volleyball Federation.

- ⇒ Pro Volleyball Federation head coaches have combined for more than 2,500 career victories.
- ⇒ There are approximately 6.9 million participants in the sport of volleyball in the US.
- ⇒ The Vibe are entering their second season as one of the city's professional sports teams.

GEORGIA - INDIANA CONNECTIONS

Check out these connections between the teams and coaching staffs to learn more about the upcoming match

- ⇒ Opposite hitter Aiko Jones meets old Louisville teammates, libero Elena Scott and outside hitter Anna DeBeers
- ⇒ A few Florida Gators on the floor for the match - for the Vibe there is opposite hitter Anna Dixon (#24), setter Marlie Monserez (#21), and opposite hitter Merritt Beason (#5) and for the Ignite outside hitter Isabel Martin (#5)
- ⇒ Ignite outside hitter Leketor Member-Meneh (#7) and opposite hitter Grace Wade (#20), who competed for the Vibe last season, compete against their previous team

ATLANTA VIBE COMMUNICATIONS




ELIZABETH KELL
Director of Digital Marketing, Brand and Content
elizabeth@atlantavibe.com

ANNA PORTER
Communications and Marketing Manager
anna@atlantavibe.com



2025 SCHEDULE

Date	Opponent	Time/Result
01.10	at Omaha	L 2-3
01.12	at Vegas	W 3-0
01.16	Columbus	W 3-2
01.19	Grand Rapids	L 0-3
01.23	Vegas	W 3-1
01.30	at San Diego	W 3-1
02.02	at Vegas	L 1-3
02.06	Orlando	L 0-3
02.08	Omaha	L 1-3
02.13	at Grand Rapids	W 3-1
02.16	Indy	W 3-2
02.20	at Indy	L 1-3
02.23	at Columbus	L 0-3
03.01	at Orlando	L 2-3
03.07	Las Vegas	W 3-2
03.09	Indy	3 p.m.
03.13	at Grand Rapids	7 p.m.
03.15	San Diego	7 p.m.
03.21	Orlando	7 p.m.
03.23	at Columbus	2 p.m.
03.28	San Diego	7 p.m.
03.30	Columbus	3 p.m.
04.08	at San Diego	7 p.m.
04.12	at Orlando	10:05 p.m.
04.19	at Omaha	7 p.m.
04.26	Grand Rapids	8 p.m.
05.01	at Indy	7 p.m.
05.04	Omaha	6 p.m.



All times Eastern and subject to change

THIS WEEK FOR THE ATLANTA VIBE

03.08 Open Practice 6 Media Availability 10:00-11:30 Practice GSU Sports Arena	03.09 GAMEDAY! vs Indy 3:00 p.m. ET	03.10 No Media Availability	03.11 Open Practice 6 Media Availability 11:00-1:00 Practice GSU Sports Arena	03.12 No Media Availability	03.13 GAMEDAY! at Grand Rapids 7:00 p.m. ET	03.14 No Media Availability
---	--	--	--	--	--	--

VIBE VS THRILL RECAP ON 3/7

The Atlanta Vibe secured a thrilling 3-2 victory over the Vegas Thrill at Gas South Arena on March 7, 2025, improving their season record to 7-8. After dominating the first two sets, the Vibe saw the Thrill tie the match at 2-2, but fought back to win the decisive fifth set 15-13. Atlanta's offense was led by Leah Edmond with 25 kills, while Pia Timmer added 14 kills and hit .419. Khori Louis contributed 11 kills, maintaining the best kill percentage in the league at .407. Defensively, libero Morgan Hentz posted a team-high 18 digs to seal the win.

INDY VERSUS ATLANTA STAT COMPARISON

Offensively, the Vibe are ranked third in the league for kill percentage, averaging .370, while the Ignite are first in the league with .381. Defensively, the Ignite and Vibe share the exact same digs per set average on the season, totaling 16.38 digs per set, being tied for third highest in the league. In aces on the season, with the Vibe total 68, ranked second in the league, while the Ignite total 51, ranked fourth in the league. As for assists, Atlanta holds the third highest assists per set with 12.70 and the Ignite are second averaging 13.15 assists per set.

CURRENT PVF POLLS

The Vibe have moved up to being ranked fourth in the league standings:

Rank	Team	Record
1	Omaha Supernovas	10-4
2	Orlando Valkyries	10-4
3	Indy Ignite	8-6
4	Atlanta Vibe	7-8
5	Vegas Thrill	7-8
6	Grand Rapids Rise	6-8
7	San Diego Mojo	5-9
8	Columbus Fury	4-10

ROSTER UPDATES

The Vibe have made some updated roster changes for the upcoming match. Middle blocker Jenna Rosenthal is now placed on the active roster. Setter Whitney Bower has been moved to the practice squad.

LEK BACK IN THE A

Ignite outside hitter Leketor Member-Meneh, a key player for the Atlanta Vibe last season, faces off against her previous team on Sunday back in Atlanta. Member-Meneh holds the sixth-highest total kills on the season at 179 and has the sixth-highest amount of points in the league at 198 points on the season. Vibe outside hitter Leah Edmond currently holds the second-highest amount of kills in the league at 226 kills on the season. This Sunday marks the first time that the previous Vibe player will compete back in Atlanta in her new role with the Ignite, as she was injured the last match-up in Atlanta.

VIBE CELEBRATED GAME CHANGERS MATCH ON 3/7

The Atlanta Vibe hosted a Game Changers Women's Panel on Friday evening with influential female leaders. They all offered a unique opportunity for engagement before the match with Vibe fans. Panelist include:

- **Lauren Koontz** – CEO, YMCA
- **Terreta Rodgers** – Head of Community Affairs, Amazon
- **Catherine Brewton** – VP, Creative, BMI (Broadcast Music, Inc.)
- **Gina Espinosa** – CEO, Hope Beckham Espinosa
- **Dr. Jann Joseph** – President, Georgia Gwinnett College
- **Priah Ferguson** – Actor, Stranger Things

ATLANTA'S STATS ON 2/20 vs IGNITE

*in four set match

- *Hitting Efficiency* = .213
- *Total Blocks* = 8 blocks
- *Digs per set* = 12 digs per set
- *Total aces* = 1 ace
- *Total assists* = 48 assists
- *Perfect Pass Percentage* = 28%

EMORY

HEALTHCARE

INJURY REPORT

- IR - Shelly Fanning (Out for Season, Lisfranc Injury Right Foot)
- IR - Karis Watson (Out for Season, Left ACL)

PROJECTED STARTERS



ALPHABETICAL ROSTER

* Practice Player

NO.	NAME	POS	HT	EXP	HOMETOWN	COLLEGE	ACQUIRED	INSTAGRAM
5	Merritt Beason	Opp	6-4	R	Gardendale, Al.	Nebraska	DR	merbson
10	Taya Beller	MB	6-2	R	Lindsay, Nebraska	Wayne State College	FA	taya_beller
4	Bianca Bertolino*	OH	6-0	R	San Guillermo-Santa Fe, Arg.	Georgia Tech	DR	biancabertolino_
14	Whitney Bower*	S	5-7	1	Nampa, Idaho	BYU	DR	whitneyybower
24	Anna Dixon	OH	6-3	R	Louisburg, Kansas	Florida (Mizzou)	FA	annadixon
13	Leah Edmond	OH	6-2	4	Lexington, Kentucky	Kentucky	FA	leahedmond13
23	Kacie Evans*	OH	5-11	1	Wadsworth, Ohio	Georgia	FA	kacieevans_
1	Taylor Head	OH	5-10	R	Winter Garden, Fl.	Fl. State/Arkansas	DR	tayylorhead
9	Morgan Hentz	L	5-9	4	Lakeside Park, Ky.	Stanford	FA	morganhentz
20	Madolyn Isringhausen	OH	5-11	R	Edwardsville, Ill.	Tennessee Tech	FA	maddieisringhausen
15	Aiko Jones	Opp	6-2	R	Kingston, Jamaica	Louisville	FA	aikoajones
22	Khori Louis	MB	6-3	R	Tallahassee, Fl.	Florida State	DR	khorilouis
21	Marlie Monserrez	S	6-0	1	Windermere, Fl.	Florida	FA	marliemonz
17	Jenna Rosenthal	MB	6-6	6	Fond du Lac, Wis,	Marquette	FA	jenna.rosenthal
7	Pia Timmer	OH	5-9	R	Nordhorn, Germany	Washington St.	FA	piatimmer7777
91	Mia Tuaniga	S	6-2	R	Long Beach, Cali.	Uni of Southern	DR	miatuaniga
12	McKenna Vicini	MB	5-9	R	Lexington, Ky.	Cal. Stanford	FA	mckennavicini

NUMERICAL	
1	Taylor Head
4	Bianca Bertolino
5	Merritt Beason
7	Pia Timmer
9	Morgan Hentz
10	Taya Beller
12	McKenna Vicini
13	Leah Edmond
14	Whitney Bower
15	Aiko Jones
17	Jenna Rosenthal
20	Madolyn Isringhausen
21	Marlie Monserrez
22	Khori Louis
23	Kacie Evans
24	Anna Dixon
91	Mia Tuaniga

COACHING STAFF

FA = Free Agency DR = Draft TR = Trade

Head Coach: Kayla Banwarth (Nebraska, 2012)
Assistant Coach: Brian Doyon (SUNY ESF, 1995)
Assistant Coach: Sally Polhamus (Xavier, 1997)
Director of High Performance: Chip Smith
Manager of Volleyball Operations: Emma Schurfranz (Kennesaw State, 2023)

FROM WHERE?	
Kentucky	3
Florida	2
California	2
Ohio	1
Kansas	1
Illinois	1
Texas	1
Idaho	1
Alabama.....	1
Jamaica.....	1
Nebraska.....	1
Germany.....	1
Argentina.....	1
Wisconsin.....	1

PRONUNCIATION GUIDE	
Name	Pronunciation
Merritt Beason	MERR-it
Bianca Bertolino	bee-AHN-kah bear-toh-LEE-noh
Madolyn Isringhausen	MAD-uh-lin ISS-ring-how-zen
Khori Louis	KOH-ree
Aiko Jones	EYE-coe
Marlie Monserrez	mon-sir-AY
Pia Timmer	Pee-ah
Mia Tuaniga	too-uh-NING-uh
McKenna Vicini	vi-CHEEN-ee

HEAD COACH KAYLA BANWARTH

As a former Power Five head volleyball coach and a member of the 2016 USA Olympic Team, Banwarth has expansive knowledge of the game. Her impressive career with Team USA spanned six years of international competition, during which she collected eight medals. Notably, she earned a bronze medal at the 2016 Olympics, adding to her legacy in American volleyball history.



Banwarth previously served as head coach at Ole Miss and as an assistant for the powerhouse Nebraska program. After making a shift to coaching in 2017, Banwarth stepped into an assistant role at the University of Nebraska. In her debut season, she helped guide the Huskers to a Big Ten Championship and a NCAA Championship title. In 2020, Banwarth became head coach at Ole Miss turning around the volleyball program from a 1-9 record in the 2020-2021 season to a staggering 21-9 record in 2022. Banwarth heads into her first season as the newly appointed Atlanta Vibe head coach.

The Banwarth File

Hometown..... Dubuque, Iowa
Alma Mater Nebraska (2012)
Date of BirthJanuary 21, 1989 [35 years old]

Coaching History

2024-presentAtlanta Vibe (Head Coach)
2020-21.Ole Miss (Head Coach)
2017-19Nebraska (Assistant Head Coach)
2016-17Pepperdine (Men's) (Vol. Asst. Head Coach)

Year-By-Year (as Head Coach)

Year	School	Overall	Conference	Home Record	Postseason
2020	Ole Miss	1-19	1-19 / SEC	0-8	--
2021	Ole Miss	21-9	10-8 / SEC	7-5	--



DID YOU KNOW?

Banwarth holds the third highest career digs record at Nebraska at 1,706 digs.

GAS SOUTH ARENA

6400 Sugarloaf Parkway
Duluth, Georgia 30097
770.813.7500 // 770.626.2464

Gas South Arena is a vibrant, versatile venue showcasing a multitude of concerts, sporting events, family shows, and more. In addition to the Atlanta Vibe, it is also home to the Atlanta Gladiators (ECHL) and Georgia Swarm (NLL).

The venue has a capacity of 13,000 and features a state-of-the-art house reduction system which can quickly convert the space to a 3,500 theater-style setting or a large convention and tradeshow space with a capacity of 10,000 attendees. The Arena also includes 30 corporate suites, 2 party suites, club level seats, a spacious concourse, wider seats, a high-end sound system and acoustical enhancements to provide the best experience for every event.



ATLANTA VIBE QUICK FACTS

Location	Atlanta, Georgia
Second Season	2025
Colors	Light Red, Light Blue, Dark Red, Dark Blue
Home Arena	Gas South Arena (Duluth, Ga.)
Capacity	13,000
Website	AtlantaVibe.com
Ownership Group	Colleen Craig Sinjin Smith Edwin Moses Paul Millsap
President	Theresa Wenzel
Senior Vice President	Cheryl Lafoy
Director of Digital Marketing, Brand & Content	Lizzy Kell
Communications and Marketing Manager	Anna Porter
Director, Youth Volleyball	Cindy Young
Manager of Volleyball Operations	Emma Schurfranz
Director, Ticketing	Jonathan Chen
Game Operations	Von Harris


Pro Volleyball Federation, USA Volleyball Announce Alliance

Pro Volleyball Federation has teamed up with USA Volleyball – the national governing body of the sport in the U.S. – to promote volleyball at its highest level.


USA Volleyball will support Pro Volleyball Federation's professional league in America, which launches in January. The partnership reinforces the League's commitment to work with USA Volleyball clubs, athletes and regions while USAV supports Pro Volleyball Federation's commitment to providing top professional opportunities to America's greatest female volleyball players.

Pro Volleyball Federation currently boasts 17 players from the United States who have spent time in the U.S. National Team gym. Overall, there are 35 domestic and international players in the League who have been part of their respective country's Olympic or national team system.

More than 135 athletes have signed contracts to play in the inaugural season of Pro Volleyball Federation. They will be led by a group of accomplished coaches who have combined for more than 2,500 career victories.



PRO VOLLEYBALL FEDERATION



Pro Volleyball Federation is the premier women's professional volleyball league in North America. Pro Volleyball Federation will begin play in January 2025 with world class players and coaches, including some

of America's greatest volleyball players and elite players from around the world. Our entire focus is on ensuring that our level and quality of play, our treatment of players, the quality of our event presentations, and our day-to-day fan experience is world class and the very best offered in North America. For more information, visit ProVolleyball.com.

2025 Pro Volleyball Federation Standings

	W	L	PCT.	Home	Away
Omaha Supernovas	10	4	.714	4-2	6-2
Orlando Valkyries	10	4	.714	6-1	4-3
Indy Ignite	8	6	.571	6-1	2-5
Atlanta Vibe	7	8	.467	4-3	3-5
Vegas Thrill	7	8	.467	5-3	2-5
Grand Rapids Rise	6	8	.429	3-3	3-5
San Diego Mojo	5	9	.357	3-4	2-5
Columbus Fury	4	10	.286	3-6	1-4

UPCOMING PRO VOLLEYBALL FEDERATION SCHEDULE

Sunday, March 9

Indy at Atlanta.....3 p.m. EST

Sunday, March 9

Columbus at Orlando6 p.m. EST

Sunday, March 9

Grand Rapids at San Diego7 p.m. EST

Thursday, March 13

San Diego at Orlando7 p.m. EST

Thursday, March 13

Atlanta at Grand Rapids7 p.m. EST

Thursday, March 13

Omaha at Indy7 p.m. EST

Friday, March 14

Vegas at Columbus.....7 p.m. EST

Sunday, March 9

Columbus at Orlando6 p.m. EST



ANNA DIXON*Outside Hitter, 6-3, Louisburg, Kansas / Florida/Mizzou*Career Highlights

- 2022 USA Volleyball Collegiate National Team
- 2020 All-SEC Team
- 2019 All-Big 12 Rookie Team

24**MATCH-BY-MATCH STATISTICS**

	SP	K	TA	PCT	SA	AST	DIG	BLK
at Omaha								
at Las Vegas								
Columbus	2	3	4	.750	0	0	1	0
Grand Rapids	3	3	9	.222	0	0	1	2
Las Vegas	3	10	21	.333	0	0	5	1
at San Diego								
at Vegas	3	2	6	.333	0	0	1	0
Orlando	2	3	13	-.077	0	0	2	0
Omaha	2	4	16	.000	0	0	4	1
at Grand Rapids	4	14	41	.112	1	0	6	1
Indy	2	0	1	.000	0	0	1	0
at Indy	3	7	13	.385	0	0	1	0
at Columbus	1	4	8	.125	0	0	3	0
at Orlando	1	1	1	1.000	0	0	0	0
Las Vegas	5	3	7	.286	0	0	0	1
Indy								
at Grand Rapids								
San Diego								
Orlando								
at Columbus								
San Diego								
Columbus								
at San Diego								
at Orlando								
at Omaha								
Grand Rapids								
at Indy								
Omaha								

LEAH EDMOND*Outside Hitter, 6-2, Lexington, Kentucky / Kentucky*Career Highlights

- 2024 League MVP
- 2024 PVF Outside Hitter of the Year
- 2024 All-PVF First Team

13**MATCH-BY-MATCH STATISTICS**

	SP	K	TA	PCT	SA	AST	DIG	BLK
at Omaha	5	11	46	.065	2	0	15	1
at Las Vegas	3	6	27	-.037	5	0	5	2
Columbus	5	13	50	.140	2	1	12	5
Grand Rapids	3	10	28	.179	1	1	10	4
Las Vegas	4	12	32	.219	0	0	4	5
at San Diego	4	21	40	.475	2	0	14	0
at Vegas	4	16	39	.231	1	0	8	2
Orlando	4	10	24	.250	1	0	8	2
Omaha	4	18	46	.261	0	1	11	0
at Grand Rapids	4	17	43	.209	4	2	10	0
Indy	5	25	60	.333	2	1	14	2
at Indy	4	14	30	.267	0	0	12	2
at Columbus	3	12	31	.258	3	0	8	1
at Orlando	5	15	49	.245	1	1	14	1
Las Vegas	5	25	53	.340	0	0	14	1
Indy								
at Grand Rapids								
San Diego								
Orlando								
at Columbus								
San Diego								
Columbus								
at San Diego								
at Orlando								
at Omaha								
Grand Rapids								
at Indy								
Omaha								

TAYLOR HEAD*Outside Hitter, 5-10, Winter Garden, Fl. / Fl. State/Arkansas*Career Highlights

- 2023 Third Team All-American
- 2023 AVCA All-South Region
- All-SEC Team (2022,2023)

1**MATCH-BY-MATCH STATISTICS**

	SP	K	TA	PCT	SA	AST	DIG	BLK
at Omaha								
at Las Vegas	1	3	3	1.000	0	0	2	0
Columbus	4	0	4	-.500	0	0	3	0
Grand Rapids								
Las Vegas	4	12	32	.219	0	2	4	3
at San Diego	4	8	33	.061	0	1	10	0
at Vegas	4	5	17	.176	1	0	7	0
Orlando	1	1	8	.000	0	0	1	0
Omaha	4	10	22	.273	0	0	14	1
at Grand Rapids	1	1	9	-.222	0	0	2	0
Indy	2	0	1	.000	0	0	1	0
at Indy	1	2	5	.400	0	0	1	0
at Columbus	3	6	24	.042	0	0	5	2
at Orlando	2	0	0	.000	0	0	3	0
Las Vegas	1	0	0	.000	0	1	2	0
Indy								
at Grand Rapids								
San Diego								
Orlando								
at Columbus								
San Diego								
Columbus								
at San Diego								
at Orlando								
at Omaha								
Grand Rapids								
at Indy								
Omaha								

MORGAN HENTZ*Libero, 5-9, Lakeside Park, Kentucky / Stanford*Career Highlights

- 2024 Libero of the Year
- 2024 First Team All-PVF
- Athletes Unlimited (2023) – Athletes Unlimited Volleyball Defensive Player of the Year

9**MATCH-BY-MATCH STATISTICS**

	SP	K	TA	PCT	SA	AST	DIG	BLK
at Omaha	5	0	0	.000	0	2	31	0
at Las Vegas	3	0	0	.000	0	4	10	0
Columbus	5	0	0	.000	0	1	27	0
Grand Rapids	3	0	0	.000	0	2	14	0
Las Vegas	4	0	0	.000	0	4	10	0
at San Diego	4	0	0	.000	0	1	20	0
at Vegas	4	0	0	.000	0	4	20	0
Orlando	4	0	0	.000	0	3	12	0
Omaha	4	0	0	.000	0	1	19	0
at Grand Rapids	4	0	0	.000	0	8	21	0
Indy	5	0	0	.000	0	5	22	0
at Indy	4	0	0	.000	0	0	13	0
at Columbus	3	0	0	.000	0	2	11	0
at Orlando	5	0	0	.000	0	7	17	0
Las Vegas	0	0	0	.000	0	5	18	0
Indy								
at Grand Rapids								
San Diego								
Orlando								
at Columbus								
San Diego								
Columbus								
at San Diego								
at Orlando								
at Omaha								
Grand Rapids								
at Indy								
Omaha								

MADOLYN ISRINGHAUSEN

20

Outside Hitter, 5-11, Edwardsville, Illinois / Tennessee Tech
Career Highlights

- 2024 AVCA Division I Women's All-South Region Team
- 2024 OVC Player of the Year
- All-OVC First Team (2022, 2023, 2024)



MATCH-BY-MATCH STATISTICS

	SP	K	TA	PCT	SA	AST	DIG	BLK
at Omaha								
at Las Vegas								
Columbus								
Grand Rapids								
Las Vegas								
at San Diego								
at Vegas								
Orlando	2	0	3	-.667	0	0	1	0
Omaha	1	2	8	-.125	0	0	1	0
at Grand Rapids								
Indy								
at Indy								
at Columbus								
at Orlando								
Las Vegas								
Indy								
at Grand Rapids								
San Diego								
Orlando								
at Columbus								
San Diego								
Columbus								
at San Diego								
at Orlando								
at Omaha								
Grand Rapids								
at Indy								
Omaha								

AIKO JONES

15

Opposite Hitter, 6-2, Kingston, Jamaica / Louisville
Career Highlights

- 2023 AVCA All-East Region honors
- All-ACC Second Team (2022, 2023)
- 2021 AVCA First Team All-East Region



MATCH-BY-MATCH STATISTICS

	SP	K	TA	PCT	SA	AST	DIG	BLK
at Omaha	3	0	4	-.750	2	0	1	1
at Las Vegas								
Columbus	1	0	1	.000	0	1	1	0
Grand Rapids								
Las Vegas								
at San Diego	4	0	0	.000	0	0	1	0
at Vegas	2	0	0	.000	0	0	1	0
Orlando								
Omaha	3	0	3	-.667	0	0	2	1
at Grand Rapids								
Indy								
at Indy	2	0	3	-.333	0	0	1	1
at Columbus								
at Orlando	4	0	0	.000	0	0	2	0
Las Vegas	4	1	3	.000	0	0	0	1
Indy								
at Grand Rapids								
San Diego								
Orlando								
at Columbus								
San Diego								
Columbus								
at San Diego								
at Orlando								
at Omaha								
Grand Rapids								
at Indy								
Omaha								

KHORI LOUIS

22

Middle Blocker, 6-3, Tallahassee, Fl. / Florida State
Career Highlights

- Earned an invite to the 2024 USA Volleyball Spring Training Camp
- 2023 AVCA Honorable Mention All-American
- 2023 All-ACC First Team



MATCH-BY-MATCH STATISTICS

	SP	K	TA	PCT	SA	AST	DIG	BLK
at Omaha	4	2	10	.200	0	0	1	1
at Las Vegas	3	9	11	.727	0	1	2	1
Columbus	5	6	13	.308	0	0	2	2
Grand Rapids	3	5	10	.500	0	0	3	0
Las Vegas	4	6	15	.200	0	0	5	2
at San Diego	4	9	19	.368	0	0	4	3
at Vegas	4	15	24	.542	0	0	3	2
Orlando	3	6	12	.417	0	0	2	0
Omaha	4	7	15	.400	0	0	3	3
at Grand Rapids	4	12	21	.429	0	0	1	1
Indy	3	8	19	.263	0	0	1	4
at Indy	4	6	17	.294	0	0	1	1
at Columbus	3	9	13	.615	0	0	0	1
at Orlando	5	8	16	.312	1	0	2	2
Las Vegas	5	11	27	.407	0	0	0	1
Indy								
at Grand Rapids								
San Diego								
Orlando								
at Columbus								
San Diego								
Columbus								
at San Diego								
at Orlando								
at Omaha								
Grand Rapids								
at Indy								
Omaha								

MARLIE MONSEREZ

21

Setter, 6-0, Windermere, Florida / Florida
Career Highlights

- 2024 All-PVF Second Team
- Finished at the top of league rankings in 2024 with an average of 10.2 assists per set
- Earned 11 SEC Setter of the Week honors as a Florida Gator



MATCH-BY-MATCH STATISTICS

	SP	K	TA	PCT	SA	AST	DIG	BLK
at Omaha	5	2	10	.100	0	56	11	1
at Las Vegas	3	2	7	.286	0	36	7	1
Columbus	5	1	8	-.125	0	46	12	1
Grand Rapids	2	3	3	1.000	0	19	8	0
Las Vegas								
at San Diego								
at Vegas								
Orlando	2	0	2	.000	0	17	7	0
Omaha	2	0	0	.000	0	14	4	0
at Grand Rapids	4	4	10	.400	1	52	20	1
Indy	5	4	5	.800	2	60	13	0
at Indy	3	2	5	.400	0	35	9	0
at Columbus	1	0	1	.000	0	2	1	0
at Orlando	5	5	13	.385	0	49	14	1
Las Vegas	5	3	6	.500	0	46	11	1
Indy								
at Grand Rapids								
San Diego								
Orlando								
at Columbus								
San Diego								
Columbus								
at San Diego								
at Orlando								
at Omaha								
Grand Rapids								
at Indy								
Omaha								

JENNA ROSENTHAL**Middle Blocker, 6-6, Fond du Lac, Wisconsin / Marquette**
Career Highlights

- 2021 second place finish in the German Bundesliga
- 2021 third place finish in the German Cup
- Two seasons with Athletes Unlimited, earned first captain's spot in 2023

MATCH-BY-MATCH STATISTICS

	SP	K	TA	PCT	SA	AST	DIG	BLK
at Omaha								
at Las Vegas								
Columbus								
Grand Rapids								
Las Vegas								
at San Diego								
at Vegas								
Orlando								
Omaha								
at Grand Rapids								
Indy								
at Indy								
at Columbus								
at Orlando								
Las Vegas								
Indy								
at Grand Rapids								
San Diego								
Orlando								
at Columbus								
San Diego								
Columbus								
at San Diego								
at Orlando								
at Omaha								
Grand Rapids								
at Indy								
Omaha								

17**PIA TIMMER****Outside Hitter, 6-2, Nordhorn, Germany / Washington State**
Career Highlights

- Pac 12 All-Conference First Team (2020-21, 2021, 2022, 2023)
- AVCA Pacific North All-Region (2020-21, 2021, 2022, 2023)
- 2019 Pac 12 All-Freshman Team

MATCH-BY-MATCH STATISTICS

	SP	K	TA	PCT	SA	AST	DIG	BLK
at Omaha	5	12	47	.128	0	0	13	1
at Las Vegas	3	5	18	.286	0	0	10	0
Columbus	5	11	30	.267	0	0	13	0
Grand Rapids	3	6	25	.120	0	0	4	0
Las Vegas								
at San Diego								
at Vegas								
Orlando	3	2	13	.000	1	1	4	0
Omaha								
at Grand Rapids	3	9	23	.348	2	0	8	0
Indy	5	16	37	.378	1	0	10	0
at Indy	4	9	24	.250	1	0	4	2
at Columbus								
at Orlando	5	15	41	.293	4	0	22	1
Las Vegas	5	14	31	.419	2	1	14	0
Indy								
at Grand Rapids								
San Diego								
Orlando								
at Columbus								
San Diego								
Columbus								
at San Diego								
at Orlando								
at Omaha								
Grand Rapids								
at Indy								
Omaha								

7**MIA TUANIGA****Setter, 5-9, Long Beach, California / USC**
Career Highlights

- 2024 Big Ten Preseason All-Conference Team
- Pac-12 All-Conference Team (2022, 2023)
- AVCA All-Pacific South Region Team (2022, 2023)

MATCH-BY-MATCH STATISTICS

	SP	K	TA	PCT	SA	AST	DIG	BLK
at Omaha								
at Las Vegas								
Columbus								
Grand Rapids	1	1	2	.500	0	12	1	0
Las Vegas	4	4	9	.444	1	43	6	2
at San Diego	4	7	10	.700	1	57	13	0
at Vegas	4	1	5	~.200	1	47	10	2
Orlando	2	0	1	.000	0	6	7	0
Omaha	3	0	3	.000	0	30	5	0
at Grand Rapids								
Indy								
at Indy	2	0	0	.000	0	7	1	0
at Columbus	3	1	7	~.143	0	34	14	0
at Orlando	1	0	0	.000	0	1	0	0
Las Vegas	5	0	0	.000	0	14	6	0
Indy								
at Grand Rapids								
San Diego								
Orlando								
at Columbus								
San Diego								
Columbus								
at San Diego								
at Orlando								
at Omaha								
Grand Rapids								
at Indy								
Omaha								

91**MCKENNA VICINI****Middle Blocker, 6-2, Lexington, Kentucky / Stanford**
Career Highlights

- NCAA champion (2019)
- Three-time Pac-12 champion (2019, 2022, 2023)
- Became the 10th player in Stanford history to register 500 career blocks

MATCH-BY-MATCH STATISTICS

	SP	K	TA	PCT	SA	AST	DIG	BLK
at Omaha	5	11	23	.435	0	0	11	1
at Las Vegas	3	1	6	.167	0	0	3	1
Columbus	5	3	12	.167	0	0	1	3
Grand Rapids	3	3	9	.111	0	0	2	1
Las Vegas	4	3	6	.333	0	2	5	2
at San Diego	4	5	14	.286	0	1	3	4
at Vegas	4	7	12	.583	0	0	1	1
Orlando	3	5	10	.300	0	0	0	1
Omaha	2	1	4	.250	0	0	0	0
at Grand Rapids								
Indy	2	2	6	.167	1	0	1	1
at Indy	1	1	3	.333	0	0	0	0
at Columbus								
at Orlando	5	2	11	.091	0	0	4	2
Las Vegas	5	7	18	.278	1	0	3	3
Indy								
at Grand Rapids								
San Diego								
Orlando								
at Columbus								
San Diego								
Columbus								
at San Diego								
at Orlando								
at Omaha								
Grand Rapids								
at Indy								
Omaha								

12