



MATCH NOTES

Match 15

Omaha Supernovas (10-4) at Indy Ignite (8-7)

Thursday | March 13 | 6 p.m. CDT
Supernovas Radio Network on 660 AM KCRO
FISHERS EVENT CENTER, FISHERS, IND.



Omaha Head Coach Laura "Bird" Kuhn Ignite Head Coach George Padjen
Supernovas Record (2nd season)..... 27-11 (.711) Ignite Record (1st season) 8-7 (.533)
HC Career Record (7th season) 103-71 (.592) HC Record (1st season) Same

SERIES HISTORY: This is the third all-time meeting between Omaha and Indy with the Supernovas leading the series 2-0. Omaha has won six consecutive sets against the Ignite, sweeping Indy in a pair of matches on Feb. 6 in Indy and March 2 in Omaha. The Supernovas return to the Fishers Event Center after handing the Ignite their first home loss in franchise history.

RADIO BROADCAST INFORMATION

660 AM KCRO

- The Supernovas Radio Network can be heard in five states, led by flagship station 660 AM KCRO along with five affiliates.
- Broadcast Crew: Grant Hansen (PxP) and Renee Saunders (Color).

BROADCAST INFORMATION

You Tube

- Thursday's match will be streamed live on the PVF YouTube Channel.
- Crew: Noah Reed (PxP) and Emily Ehman (Color Analyst).

Match 16

Omaha Supernovas (10-4) at Orlando Valkyries (11-4)

Saturday | March 15 | 6 p.m. CST
Supernovas Radio Network on 660 AM KCRO
ADDITION FINANCIAL ARENA, ORLANDO, FLA.



Omaha Head Coach Laura "Bird" Kuhn Valkyries Head Coach Amy Pauley
Supernovas Record (2nd season)..... 27-11 (.711) Valkyries Record (2nd season) 19-20 (.487)
HC Career Record (7th season) 103-71 (.592) Career HC Record (4th season)..... 44-50 (.468)

SERIES HISTORY: This is the seventh all-time meeting between Omaha and Orlando and the third of four matches this season. The Supernovas lead the all-time series 4-2, but the Valkyries have taken both matches in 2025. Orlando completed sweeps on Feb. 2 in Orlando and Feb. 27 in Omaha. Since starting the season 2-2, the Supernovas have won eight of their last 10 matches with the Valkyries giving Omaha its only two losses in that span.

RADIO BROADCAST INFORMATION

660 AM KCRO

- The Supernovas Radio Network can be heard in five states, led by flagship station 660 AM KCRO and five affiliates.
- Broadcast Crew: Grant Hansen (PxP) and Renee Saunders (Color).

BROADCAST INFORMATION

You Tube

- Saturday's match will be streamed live on the PVF YouTube channel.
- Crew: Shawn Davison (PxP) and Madison Fitzpatrick (Color Analyst).

2025 SCHEDULE

Date	Opponent	Time/Result
01.10	Atlanta	W, 3-2
01.12	at Grand Rapids	W, 3-0
01.17	at Vegas	L, 3-2
01.19	San Diego	L, 3-1
01.24	at Columbus	W, 3-0
01.31	Columbus	W, 3-0
02.02	at Orlando	L, 3-0
02.06	at Indy	W, 3-0
02.08	at Atlanta	W, 3-1
02.16	San Diego	W, 3-0
02.20	at San Diego	W, 3-1
02.22	All-Star Match	
02.27	Orlando	L, 3-0
03.02	Indy	W, 3-0
03.05	at Columbus	W, 3-0
03.13	at Indy	6 p.m.
03.15	at Orlando	6 p.m.
03.22	Indy	6 p.m.
03.28	Vegas	7 p.m.
03.30	Grand Rapids	3 p.m.
04.05	Orlando	6 p.m.
04.10	at Vegas	9 p.m.
04.12	at San Diego	8:05 p.m.
04.17	Grand Rapids	7 p.m.
04.19	Atlanta	6 p.m.
04.25	Columbus	TBA
04.27	Vegas	3 p.m.
05.02	at Grand Rapids	6 p.m.
05.04	at Atlanta	5 p.m.

**All Times Central & Subject to Change*



OMAHA SUPERNOVAS COMMUNICATIONS

GEOFF EXSTROM

Director of Communications, Media & Broadcast

gexstrom@supernovas.com

308.627.8140

2024 PRO VOLLEYBALL CHAMPIONS



From preseason favorites to first-ever champions, the Omaha Supernovas took the pro volleyball world by storm in the Pro Volleyball Federation's inaugural season in 2024. The Supernovas swept the Grand Rapids Rise to claim the PVF Championship at the CHI Health Center in Omaha on May 18. Setter Sydney Hilley was named Postseason MVP after coming off the bench in leading Omaha to a reverse sweep of the San Diego Mojo in the semifinals, which was followed by the championship sweep.

The championship win capped off a historic year for the Supernovas, who showed the hunger for professional volleyball in the United States, hosting the seven most-attended pro volleyball matches in U.S. history. That's highlighted by the U.S. record on March 16, 2024 with 12,090 fans watching Omaha beat the Orlando Valkyries 3-1. The Supernovas drew seven crowds of 10,000 people or more out of its 12 home matches and finished with the No. 1 average attendance mark in the world among pro volleyball teams at 9,656 fans per match. A total of 134,969 fans attended pro volleyball matches at the CHI Health Center in 2024, which also includes the 19,094 spectators who attended the PVF Semifinals and Championship.

The product on the court was equally as impressive with the Supernovas finishing 18-8 overall and a 9-3 mark at home. Star outside hitters Brooke Nuneviller and Bethania De La Cruz were named to the PVF All-League First Team while De La Cruz took home the PVF Server of the Year award after leading the league with 32 aces during the regular season. Bulgarian middle blocker Hristina Vuchkova missed the first three matches of the season, but arrived in Omaha to lead the league with 70 total blocks by season's end. She was also an All-League selection, being named to the second team.



CHI Health Center Omaha



Built for \$291 million and finished in the fall of 2003, CHI Health Center Omaha is a key element in the continued renovation and development of Omaha’s riverfront. The facility formerly known as Qwest Center Omaha (2003-11) and CenturyLink Center Omaha (2011-18) is located on a 421-acre site of the former Union Pacific Railroad yards, just a few blocks from Creighton’s campus, the historic Old Market and three miles from Eppley Airfield.

In 2018, CHI Health agreed to pay \$23.6 million over 20 years for the naming rights to the arena. Among the amenities at CHI Health Center Omaha are seven locker rooms, five dressing rooms and a media interview room. In the summer of 2023, a lighting upgrade project was completed. A \$6 million Daktronics, Inc., scoreboard hangs from the arena center. The scoreboard is more than 26 feet in height and approximately 32 feet in diameter. The scoreboard was upgraded in the summer of 2013 and is one of the nation’s finest, as CHI Health Center Omaha is one of the nation’s only arenas to have 4 mm and 6 mm pixel configurations to give fans significantly better resolution

Twelve permanent concession stands and 20 free-standing kiosks help feed and quench thirst for crowds of up to 18,300 for volleyball matches.

CHI Health Center Quick Facts	
Cost.....	\$291 million
Seating Capacity.....	18,320 (Volleyball)
Architect.....	DLR Group
Square Footage.....	1,100,00 square feet
Arena Height.....	90 feet
Adjoining Hotel.....	Hilton Omaha (600 rooms)
Construction Timeline.....	March 2001-September 2003
Luxury Suites.....	32
Parking.....	4,978 parking spaces on the premises
First Private Event.....	Grand Funk Railroad (Concert)
First Public Event.....	River City Roundup (Rodeo)
Sporting Event Attendance Record.....	18,964 (CU MBB)
Volleyball Attendance Record.....	17,561 (2015 NCAA Champ.)

CHI Health Center Omaha provides more than 194,000 square feet of exhibition space, and the exhibit hall can hold dinners for up to 15,000 people at once. Downtown Omaha’s 40-story First National Bank Tower could be laid down inside the length of the exhibit space.

Funding for CHI Health Center Omaha came from private donations, taxes and projected revenue from the facility. The facility has hosted some of America’s top sporting events, including the NCAA Men’s Basketball Championships (2008, 2012, 2015, 2018 and 2024), NCAA Volleyball Championships (2006, 2008, 2015, 2020 and 2022), U.S. Olympic Team Trials for Swimming (2008, 2012, 2016 and 2021), NCAA Wrestling Finals (2010), the U.S. Figure Skating Championships (2013) as well as four title fights for boxing champion Terence Crawford.

The facility has also hosted concerts by artists such as *The Eagles*, *Justin Timberlake*, *Lady Gaga*, *Katy Perry*, *Taylor Swift*, *ZZ Top*, *Prince*, *Bruce Springsteen*, *Dave Matthews Band*, *Billy Joel*, *The Rolling Stones*, *Paul McCartney*, *Aerosmith*, *Luke Bryan*, *Travis Scott*, *Britney Spears*, *Justin Bieber*, *Alan Jackson*, *U2*, *KISS*, *Jimmy Buffett* and *Garth Brooks*.

More than 1,700 new seats were added to the upper deck on the north side of the building during the summer of 2006, expanding capacity. Located one block northwest of CHI Health Center Omaha is Charles Schwab Field Omaha, which opened in 2011 as the home of Creighton baseball and the NCAA Men’s College World Series.



FRANCHISE FIRSTS

Stat	First
Serve	Sydney Hilley, S
Dig	Betty De La Cruz, OH
Set	Sydney Hilley, S
Assist	Sydney Hilley, S
Block	Danielle Hart, MB
Ace	Tori Dixon, MB
Kill	Brooke Nuneviller, OH
Set Win	vs. Atlanta [1/24/24]
Set Loss	vs. Atlanta [1/24/24]
Sweep	vs. San Diego [2/3/24]
Four-Set Win	at Grand Rapids [2/12/24]
Five-Set Win	at Orlando [3/9/24]
Home Win	vs. San Diego [2/3/24]
Road Win	at Grand Rapids [2/12/24]

HONORS & AWARDS

PVF Player of the Week

Emily Londot	3/11/25
Natalia Valentin-Anderson	5/7/24
Betty De La Cruz	4/9/24
Sydney Hilley	4/2/24
Brooke Nuneviller	3/12/24

2025 PVF All-Stars

Brooke Nuneviller
Kaitlyn Hord
Camila Gómez

2025 Preseason All-League

Brooke Nuneviller
Reagan Cooper

2024 PVF Postseason MVP

Sydney Hilley

PVF All-League

2024	
Brooke Nuneviller	1st Team
Betty De La Cruz	1st Team
Hristina Vuchkova	2nd Team

PVF Server of the Year

Betty De La Cruz 2024

2024 Preseason All-League

Betty De La Cruz

QUICK FACTS

Location.....	Omaha, Neb.
Metro Population.....	984,000
First Season.....	2024
Colors.....	Amaranth, Purple, Light Blue, Navy
Website.....	Supernovas.com
Ownership.....	Danny White Jason Derulo
Partner.....	Kirk Thompson
Team President.....	Diane Mendenhall
Special Assistant to the President.....	Mike West
VP, Operations.....	Grant Gallo
VP, Corporate Sponsorships.....	Jeff Hoggan
Sr. Director of Ticket Sales.....	Jacob Rockoff
Dir. Comms, Media & Broadcast.....	Geoff Exstrom
Dir. Brand Strategy & Content.....	Nick Bowlby
Special Operations.....	Melissa Hansen
Dir. Fan Experience.....	Andy Rosenau
Asst. Dir. of Ticket & Engagement	Nicole Meyer
Ticket Sales Associate.....	Dylan Boyte
Ticket Sales Associate.....	Rachel Magdanz
Ticket Sales Associate.....	Lou Gray
Ticket Sales Associate.....	Trevor Stephens

PRESEASON HONORS

- Coming off its championship-winning season, the Supernovas were voted third in the PVF Preseason Poll, receiving one of the eight first-place votes. Both the poll and all-league teams were voted by the league head coaches, who weren't allowed to vote for their own team and players.
- Omaha will have the top outside hitter duo entering the 2025 season with 2024 All-League First Team selection Brooke Nuneviller and PVF Rookie of the Year Reagan Cooper, who were both voted to the Preseason All-League Team.

Rank	Team	Points
1.	Atlanta Vibe [4]	43
2.	Orlando Valkyries [2]	41
3.	Omaha Supernovas [1]	36
4.	Indy Ignite [1]	27
5.	Grand Rapids Rise	26
6.	Vegas Thrill	25
7.	San Diego Mojo	14
8.	Columbus Fury	12

PRESEASON ALL-LEAGUE TEAM

Leah Edmond, Atlanta Vibe
Morgan Hentz, Atlanta Vibe*
Reagan Cooper, Omaha Supernovas
Brooke Nuneviller, Omaha Supernovas
Brittany Abercrombie, Orlando Valkyries
Kaz Brown, Orlando Valkyries
Ronika Stone, San Diego Mojo

* - Unanimous selection

A tie in the voting created seven positions

PEDIGREE OF GREATNESS

- Aside from winning their own league title, the 2025 Supernovas field a roster full of championship experience and individual stardom dating back to their college days. This season's roster has combined for the following:
 - Nine NCAA Volleyball National Championships, Semifinal and Championship Appearances. Middle blocker Kayla Caffey won the 2022 title with Texas in her final year of college at the CHI Health Center, securing the first of back-to-back Longhorn championships. Outside hitter Valeria Vazquez Gomez leads the team in semifinal appearances, helping Pittsburgh reach four-straight national semifinals from 2021 to 2024.
 - 12 conference titles. Vazquez Gomez and setter Kendra Wait are tied for the most on the

Supernovas with four. Vazquez Gomez won four ACC titles while Wait helped Creighton to Big East championships in all four of her college seasons.

- 27 AVCA All-American honors spread across 14 Supernovas. Seven of those earning multiple honors including Wait [4], Nuneviller [4], Kaitlyn Hord [4], Mac Podraza [3], Emily Londot [3] and Kelsie Payne [3].

WELCOME BACK TO THE GOOD LIFE

- Six Supernovas on the 2025 roster have college connections within the state. Four having played at Nebraska and two at Creighton.
- Lindsay Krause, Ally Batenhorst, Kayla Caffey and Kaitlyn Hord were all Huskers under head coach John Cook, but Krause was the only one to play all four seasons at NU [2021-2024].
- Krause and Batenhorst have the longest teammate history as Huskers from 2021 to 2023. Caffey [2021] and Hord [2022] joined that duo as teammates for one year each.
- Wait and libero Allison Whitten each played for Creighton under head coach Kirsten Bernthal Booth. Wait spent all four seasons in Omaha while Whitten joined the Bluejays for her final year in 2022, where she and Wait shared the floor as starters.

CARRYING THE CHAMPIONSHIP TORCH

- Two Supernovas from the inaugural championship-winning team return to Omaha for the 2025 season. That includes outside hitter Nuneviller and setter Natalia Valentin-Anderson.
 - Nuneviller was a pillar on the 2024 team, making her a priority in the free agency period over the summer. The Oregon alum showcased her two-way play en route to PVF All-League First Team honors. She recorded 3.33 kills [8th in PVF] and 3.32 digs [6th] per set, including the previous franchise record for most digs in a single match with 22.
 - Nuneviller was also the first player in franchise history to be named PVF Player of the Week [March 12]. Plus, she's currently the all-time franchise leader in kills, kills per set attacks and digs.
 - Valentin-Anderson shared time as a starter in 2024, but quickly established herself as one of the best defensive setters in the league. The Puerto Rico Olympian averaged 8.60 assists and 2.87 digs per set in 21 matches, highlighted by her PVF Player of the Week honor after averaging over 12 assists and four digs per set in two matches. Her defense was put on national display when her incredible two-dig save against the Vegas Thrill on May 6 was featured No. 2 on SportCenter's Top 10 Plays.
- ROCK, CHALK JAYHAWK**
- Much like its ties to Nebraska, the 2025 Supernovas draw several connections with Kansas.
 - Opposite Kelsie Payne, outside hitter Reagan Cooper and middle blocker Toyosi Onabanjo each finished their college careers at KU. Cooper and Onabanjo spent time together as teammates for the 2023 season while Wait heralds from the Sunflower State.

- All three former Jayhawks received All-American honors in Lawrence with Payne leading the way with two first team honors (2016, 2015) and a third team nod (2017). Cooper made the third team (2023) in her lone season with KU while Onabanjo was named an honorable mention in 2024 after averaging 2.58 kills and 1.23 blocks per set.
- Omaha head coach Laura "Bird" Kuhn made her name known in the coaching ranks at Kansas from 2011-2017, winning the 2015 AVCA Assistant Coach of the Year after KU made its first-ever national semifinal in school history.
- Supernovas Team President Diane Mendenhall earned her bachelor's degree from Kansas while being a four-year starter for the Jayhawks.

THE FOUNTAIN OF YOUTH

- Omaha will see the pro debut of eight rookies in 2025: MB Phoebe Awolaye, OH Ally Batenhorst, OH Lindsay Krause, OPP Emily Londot, MB Toyosi Onabanjo, OH Valeria Vazquez Gomez, S Kendra Wait and L Allison Whitten.
- Kayla Caffey, Reagan Cooper, Kaitlyn Hord, Brooke Nuneviller and Mac Podraza are either entering their second or third season as pros.
- In total, 13 of the 16 players on the Supernovas have three years or fewer of professional seasons under their belt.
- Natalia Valentín-Anderson is the clubhouse leader with 16 years of professional experience followed by Kelsie Payne (6 years) and Camila Gómez (4 years).

HORDING THE NET

- Hord has been the premier blocker in the PVF so far in the 2025 season.
- The former Husker and Nittany Lion leads the league in both total blocks (48) and blocks per set with a 1.00 mark.
- Hord's seven blocks in the five-set win over the Atlanta Vibe on opening night set a Supernovas single-match record. She is also one of five players in the PVF to record seven or more blocks in a match this season.
- The Kentucky native also sits third in hitting percentage with a .351 clip through 151 attacks with 60 kills and only seven errors, which is fewest among middle blockers.

A'NUNE"THAR LEVEL

- After averaging over 12 kills and digs per match last season, Supernovas outside hitter Brooke Nuneviller has raised her game for the 2025 season.
- Nuneviller enters Thursday third in the PVF in kills per set (3.88), fifth in kills (190), and fifth in total points (205).
- The Chandler, Arizona native is one of only four players in the league this season to record 20+ kills and 15+ digs in a match. That was on opening night when she poured in 22 kills and 17 digs while hitting .340.
- The Oregon product has been averaging 13.6 kills and 13.3 digs per match through 14 contests this season.
- Wednesday's sweep over the Fury marked the sixth time in the last seven matches Nuneviller has notched double-digit kills and

recorded a clip of above .300. She posted 11 kills on a .308 hitting percentage while adding 15 digs.

LONDOT EARNS PLAYER OF THE WEEK

- Rookie opposite Emily Londot was named the PVF Player of the Week on 3/11 after setting a franchise record for most points in a three-set match (19) last time out at Columbus on March 5. She tallied 15 kills, three blocks and one ace in the sweep.
- She is the fifth Supernovas player to win the weekly award and first in 2025.
- Since Londot entered the starting lineup on Feb. 6 at Indy, the Supernovas have rolled off wins in six of their last seven matches.
- During that stretch, Londot has recorded 100 points (3.33 P/S), 77 kills (2.57 K/S), 58 digs (1.93 D/S) and 20 blocks (0.67 B/S) in 30 sets.

THE DIG PATROL

- The Supernovas have been one of the best defensive teams in the league as they sit second in the PVF in digs per set (16.82) and eighth in total digs (824).
- Nuneviller, who is a former libero, leads that effort with a team-high 186 digs (3rd in PVF) and 3.80 per set (3rd). She leads all PVF attackers in both categories.
- Gómez is right behind her teammate with 185 digs (4th in PVF) and 3.78 per set (4th). Her 31 digs against Atlanta in the season opener broke a single-match franchise record. That total is tied for the second-most digs recorded in a single match in PVF history.
- Valentín-Anderson is ninth in the league and third among setters with 164 total digs while her 3.42 digs per set mark is fifth. She's recorded at least 10 digs in 10 of the 14 contests this season including a season-high 21 against San Diego on Jan. 19th.

THE COOPER CURVE

- 2024 PVF Rookie of the Year Reagan Cooper has recorded a team-leading 11 aces (T-7th in PVF) and 0.24 per set (T-6th). The second-year pro has already surpassed her rookie year total when she had eight aces in 82 sets last year in Columbus.
- Cooper is still a dangerous attacker, posting 3.69 kills per set (5th in PVF) while her 186 total kills is eighth. Her 185 points on the season is also eighth among all players in the league.
- Cooper's 13-kill performance in Wednesday's sweep over the Fury was the eighth-straight match that she totaled at least 10 kills, which is a franchise record.

DIG, KILL, REPEAT

- Nuneviller's 22-kill, 17-dig performance was her fourth PVF match with at least 20 kills and 15 digs, which is the most in PVF history. Teammate Cooper has achieved those marks three times, which ties her for second most.
- There have been 27 league performances with at least 20 kills and 15 digs. Supernovas players have tallied for eight of those 27. Aside from Nuneviller and Cooper, former opposite Stephanie Samedy produced those numbers with a 21-kill, 18-dig match against Grand Rapids on April 26, 2024.

DEFENSIVE DOMINANCE

- The Supernovas lead the league in opponent efficiency with a .195 clip - five points lower than second-place Grand Rapids (.200).
- The Supernovas are also one of the best blocking teams in the PVF with a 2.67 blocks per set mark, which is second in the league.

OFFENSIVE BLASTOFF

- The Omaha Supernovas offense has rounded into form with a .242 team hitting percentage - second in the league.
- Omaha has posted hitting percentages of .250 or above in nine of the 14 matches this season. The Supernovas offense reached that mark only nine times across the entire 2024 season.
- There's only been six times in franchise history that the Supernovas have recorded a team hitting percentage of .300 or above. Three of those instances have come during the 2025 season which includes a .339 clip in the sweep at Columbus on March 5.

ROAD WARRIORS

- The Supernovas have the biggest home court advantage in pro volleyball, but they've also been mighty on the road. That includes the league's best road record at 6-2. Omaha and Orlando (4-3) are the only teams in the PVF to have a road record at .500 or above.
- The Supernovas go into Thursday with a franchise-record four-match winning streak on the road, which dates back to Feb. 6 at Indy.

SUPERNOVAS-VALKYRIES CONNECTIONS

- Valkyries outside hitter Norah Sis and libero Maddy Bilinovic played in Omaha for their college careers at Creighton. They were teammates with Kendra Wait for the 2024 college volleyball season, where Creighton reached its second regional final in program history. Allison Whitten spent the 2022 season with both Sis and Wait.
- Bilinovic has connections that stretch across the Omaha roster, including Supernovas middle blocker Kaitlyn Hord and setter Mac Podraza at Penn State. Hord spent three years with Bilinovic (2020-2022) while Podraza was teammates with her in 2023.
- Valkyries opposite Brittany Abercrombie and Valentín-Anderson have played together in multiple tournaments for the Puerto Rico National Team. That includes the 2022 World Championships (15th), NORCECA Pan American Cup Final Six (3rd) and FIVB Challenger Cup (3rd). They also played against one in the Puerto Rico League from 2020-2023.
- Omaha middle blocker Phoebe Awolaye spent two seasons (2023-2024) with Orlando opposite Lydia Grote at Minnesota.
- Five Oregon alumni come together on Saturday which includes Omaha's Nuneviller (2018-2022) and Orlando's Abby Hansen (2018-2021), Georgia Murphy (2019-2023), Hannah Pukis (2022-2023) and Lindsay Vander Weide (2015-2018).
- Plus, Pukis and Reagan Cooper were teammates for one season (2019) at Washington State.

PROJECTED STARTERS



NUMERICAL ROSTER

PR = Practice Squad FA = Free Agency DR = Draft TR = Trade

NO.	NAME	POS	HT	EXP	HOMETOWN	COLLEGE	ACQUIRED	INSTAGRAM
1	Natalia Valentín-Anderson	S	5-8	16	Caguas, Puerto Rico	FIU	FA	nvale09
4	Valeria Vazquez-Gomez (PR)	OH	6-1	R	Manati, Puerto Rico	Pittsburgh	DR	vevg_
5	Brooke Nuneviller	OH	5-11	2	Chandler, Arizona	Oregon	FA	brooke_nuneviller
6	Kendra Wait (PR)	S	5-10	R	Gardner, Kansas	Creighton	DR	kendra_wait_5
8	Reagan Cooper	OH	6-2	1	Rowlett, Texas	Kansas / Texas Tech	FA	_reagancooper
9	Mac Podraza	S	6-2	1	Sunbury, Ohio	Penn State / Ohio State	FA	macpodraza10
10	Camila Gómez	L	5-2	4	Cali, Colombia	Texas A&M	FA	camilagh13
11	Kelsie Payne	OPP	6-3	6	Austin, Texas	Kansas	FA	kelsiepayne
14	Ally Batenhorst	OH	6-5	R	Houston, Texas	USC / Nebraska	DR	allybatenhorst
17	Phoebe Awoleye	MB	6-2	R	Marietta, Georgia	Minnesota / LMU / Georgia	FA	phoebe.awoleye
20	Allison Whitten	L	5-7	R	Simpsonville, S.C.	Creighton / Morehead State	FA	awhitten10
21	Toyosi Onabanjo	MB	6-1	R	Houston, Texas	Kansas	DR	toyosi.onabanjo
22	Lindsay Krause	OH	6-4	R	Omaha, Nebraska	Nebraska	DR	lindsayykkrause
23	Kaitlyn Hord	MB	6-4	2	Lexington, Kentucky	Nebraska / Penn State	FA	kait_hord
27	Emily Londot	OPP	6-3	R	Utica, Ohio	Ohio State	DR	todnolylime
28	Kayla Caffey	MB	6-0	2	Chicago, Illinois	Nebraska / Texas / Missouri	FA	itskaylalexis

COACHING STAFF

Head Coach: Laura 'Bird' Kuhn [Georgia Tech, 2005]
Assistant Coach: Thomas Robson [Viterbo, 2021]
Assistant Coach: Steven Roschitz [Graceland, 2016]
Assistant Coach: Gina Mancuso-Prososki [Nebraska, 2012]
Director of Ops: Rick Pruett [Dakota Wesleyan, 1991]
Head Athletic Trainer: Becca Himes [Salisbury, 2015]

HUMAN PERFORMANCE TEAM

Head Team Physician: Jaime Seeman
Strength & Conditioning Coach: Laura Pilakowski Buttermore
Mindset Coach: Larry Widman
Team Nutritionist: Brooke Snyder

ALPHABETICAL

- 17 Phoebe Awoleye
- 14 Ally Batenhorst
- 28 Kayla Caffey
- 8 Reagan Cooper
- 10 Camila Gómez
- 23 Kaitlyn Hord
- 22 Lindsay Krause
- 27 Emily Londot
- 5 Brooke Nuneviller
- 21 Toyosi Onabanjo
- 11 Kelsie Payne
- 9 Mac Podraza
- 1 Natalia Valentín-Anderson
- 4 Valeria Vazquez Gomez
- 6 Kendra Wait
- 20 Allison Whitten

FROM WHERE?

Arizona1
Colombia1
Georgia1
Kansas1
Kentucky1
Nebraska1
Ohio2
Puerto Rico2
South Carolina1
Texas4

PRONUNCIATION GUIDE

Name	Pronunciation
Phoebe Awoleye.....	Fee-Bee / AWE-Woo-Lay-Uh
Ally Batenhorst.....	BAY-Ten-Horst
Camila Gómez	Cuh-MEE-Luh
Lindsay Krause.....	rhymes with wow-zee
Laura "Bird" Kuhn	Koon
Emily Londot	LAWN-Dot
Brooke Nuneviller	Nun-Uh-Vill-Err
Toyosi Onabanjo.....	Toy-OH-See / On-Uh-BAN-Jo
Mac Podraza	Puh-DROZZA
Rick Pruett	Pru-it
Natalia Valentín-Anderson.....	Val-Len-Teen
Valeria Vazquez Gomez.....	Vuh-LARRY-uh / VASS-Kezz



SUPERNOVAS

- Head Coach [2024-present]
- Interim Head Coach [2024]
- Assistant Coach [2024]

OTHER COACHING EXPERIENCE

- Head Coach, Texas A&M [2018-22]
- Assistant Coach, Kansas [2011-17]
- Assistant Coach, Miami [2008-10]
- Assistant Coach, Appalachian State [2007]

COACHING RECORD

- Overall: 357-167 [.681]
- As Head Coach: 103-71 [.592]
- With Supernovas: 27-11 [.711]

EDUCATION

- Georgia Tech University [2005]
Bachelor's, Business Management

PERSONAL

- Birthday: Nov. 19

LAURA "BIRD" KUHN COACHING TREE

Assistant Coach	After Bird's Staff
Kolby O'Donnell	Head Coach, LMU
Wendell Camargo	Associate HC, Missouri
Cullen Irons	Assistant Coach, Missouri
	Assistant Coach, UNLV

Laura "Bird" Kuhn

HEAD COACH • 2ND SEASON IN OMAHA • GEORGIA TECH [2005]

CAREER ACHIEVEMENTS

- Inaugural PVF Champion [2024]
- 9 NCAA Tournament Appearances
- 2015 National Semifinal Appearance
- Developed 8 AVCA All-Americans & 10 Honorable Mentions

COACHING HONORS

- PVF Coach of the Year [Media, 2024]
- SEC Coach of the Year [2019]
- AVCA Assistant Coach of the Year [2015]

YEAR-BY-YEAR RECORD

Year	School	Record	Win%	Conf.	Conf. Place	Postseason Finish
2007	App. St.	19-14	.575	14-4	2nd	--
2008	Miami	26-6	.813	14-6	T-3rd	--
2009	Miami	18-13	.581	11-9	T-5th	NCAA First Round
2010	Miami	23-9	.719	13-7	3rd	NCAA First Round
2011	Kansas	15-14	.517	3-13	3rd	--
2012	Kansas	26-7	.788	12-4	3rd	NCAA Second Round
2013	Kansas	25-9	.735	12-4	2nd	NCAA Regional Semifinal
2014	Kansas	22-9	.710	10-6	T-2nd	NCAA First Round
2015	Kansas	30-3	.909	14-2	2nd	NCAA National Semifinal
2016	Kansas	27-3	.900	15-1	1st	NCAA Second Round
2017	Kansas	22-8	.733	11-5	T-3rd	NCAA First Round
2018*	Texas A&M	17-13	.567	10-8	T-5th	--
2019*	Texas A&M	23-8	.742	13-5	T-3rd	NCAA Regional Semifinal
2020-21*	Texas A&M	9-9	.500	9-9	7th	--
2021*	Texas A&M	14-14	.500	7-11	9th	--
2022*	Texas A&M	13-16	.448	5-13	12th	--

Professional

2024*	Supernovas 17-7^	.708		2nd	PVF Champions
2025*	Supernovas 10-4	.714	--		

103-71* .592

*As Head Coach ^Assistant Coach for first two matches of 2024 PVF Season

PVF WINNINGEST HEAD COACHES

1. Laura "Bird" Kuhn	27-11 [.711]	OMA	2024-Present
2. Cathy George	20-21 [.488]	GRR	2024-Present
3. Todd Dagenais	19-6 [.760]	ATL	2024
4. Amy Pauley	19-20 [.487]	ORL	2024-Present
5. Tayyiba Haneef-Park	18-22 [.450]	SD	2024-Present
6. Angel Perez	12-27 [.308]	COL	2024-Present
7. George Padjen	8-7 [.533]	IND	New for 2025
8. Kayla Banworth	8-8 [.500]	ATL	New for 2025
9. Fran Flory	8-16 [.333]	LV	2024 [Thrill GM for 2025]
10. Ramón Hernandez Cruz	7-8 [.467]	LV	New for 2025

**Minimum 10 matches coached

THE BIRDHOUSE BLITZ

- Origin of "Bird" Nickname.....Dad Called Me "Bird Legs"
- Favorite Athlete.....Michael Jordan
- Favorite Volleyball Memory2015 Kansas Final Four Run
- Favorite RestaurantChili's, Duh
- Guilty Pleasure SnackDoritos
- Pre-Match Ritual.....Carpool Karaoke with Thomas
- If Not Coaching Volleyball Stocking Cards at Hallmark & Coaching Special Olympics
- Pre-Match SongJack Harlow's "Lovin on Me" or Crime Mob's "Knuck If You Buck"

SUPERNOVAS ATTENDANCE RECORDS

TOP 10 ATTENDANCE MARKS

Rk	Attendance	Opponent	Date
1.	13,486	Atlanta	1/10/25
2.	12,768	San Diego	2/16/25
3.	12,723	San Diego	1/19/25
4.	12,090	Orlando	3/16/24
5.	11,918	Orlando	2/18/24
6.	11,712	Columbus	1/31/25
7.	11,624	Atlanta	1/24/24
8.	11,403	San Diego	2/3/24
9.	11,303	San Diego	4/20/24
10.	10,678	Grand Rapids*	5/18/24

*PVF Championship

13,486

U.S. PRO VOLLEYBALL ATTENDANCE RECORD

9,656

AVERAGE ATTENDANCE IN 2024
(No. 1 in the World in Pro Volleyball)

11

MATCHES OF 10,000+ ATTENDANCE

134,969

TOTAL FANS WHO ATTENDED SUPERNOVAS
MATCHES DURING THE 2024 SEASON, INCLUDING
POSTSEASON

U.S. PRO VB ATTENDANCE RECORDS

TOP 10 ATTENDANCE MARKS

Rk	Attendance	Teams	Date
1.	13,486	Omaha vs. Atlanta	1/10/25
2.	12,768	Omaha vs. San Diego	2/16/25
3.	12,723	Omaha vs. San Diego	1/19/25
4.	12,090	Omaha vs. Orlando	3/16/24
5.	11,918	Omaha vs. Orlando	2/18/24
6.	11,712	Omaha vs. Columbus	1/31/25
7.	11,624	Omaha vs. Atlanta	1/24/24
8.	11,403	Omaha vs. San Diego	2/3/24
9.	11,303	Omaha vs. San Diego	4/20/24
10.	10,678	*Omaha vs. GRR	5/18/24

*PVF Championship

Top 10

MOST ATTENDED U.S. PRO VB MATCHES HAVE
BEEN HOSTED BY THE SUPERNOVAS

ALL 10

MOST ATTENDED U.S. PRO VB MATCHES HAVE
INVOLVED THE SUPERNOVAS

11

MATCHES HAVE SURPASSED 10,000 FANS

SUPERNOVAS MAKE HISTORY AGAIN WITH NEW U.S. PRO VOLLEYBALL ATTENDANCE RECORD

The Omaha Supernovas continue to show the growing interest and passion of pro volleyball, resetting the U.S. Pro Volleyball Attendance Record with 13,486 cheering on the Supernovas for the 2025 season opener at the CHI Health Center.

Omaha broke its own attendance record from a season ago when 12,090 packed into CHI on March 16, 2024, to see the Supernovas beat the Orlando Valkyries 3-1. The franchise has now hosted the top eight most attended Pro Volleyball matches in U.S. history with nine of the top ten taking place in Nebraska. In less than two seasons of existence, the Supernovas have hosted six crowds of 11,000 or more and eight with more than 10,000 in attendance.

During its championship run in the inaugural 2024 PVF season, Omaha and the Supernovas became the league's shining star, hosting 134,969 fans across the 14 matches held at the CHI Health Center. That includes a whopping 9,656 average mark for the 12 Supernovas' home matches, which was No. 1 in the world in pro volleyball average attendance. Plus, there were 19,094 spectators who attended the PVF Semifinals and Championship in May.

"The unwavering support and enthusiasm of Omaha fans continue to set the gold standard in professional volleyball," Supernovas Owner Danny White said. "Resetting the U.S. Pro Volleyball record is another testament to the incredible energy of NovasNation and their unmatched passion for the sport. It's not just about the numbers — it's about the community we've built together and the milestones we will continue to achieve. As we look ahead, we remain committed to raising the bar and delivering a major league volleyball experience that inspires the next generation athletes and fans."

"NovasNation has shown the world that professional volleyball has a bright future," Supernovas Partner Kirk Thompson shared. "Breaking another U.S. Pro Volleyball record underscores the growing hunger for this sport and the impact it's making on a major-league level. We're proud to be at the forefront of this growth, showing what's possible when passion meets opportunity, and we're excited to keep elevating the game for our fans and the sport as a whole."



PRO VOLLEYBALL FEDERATION STANDINGS

	Overall					Match Result Details					Sets			Points		
	W	L	Pct.	H	A	Pts	3-0	3-1	3-2	2-3	Won	Lost	Ratio	Won	Lost	Ratio
Orlando Valkyries	11	4	.733	7-1	4-3	34	6	4	1	2	39	18	.684	1,310	1,182	.526
Omaha Supernovas	10	4	.714	4-2	6-2	30	7	2	1	1	33	16	.673	1,147	1,048	.523
Indy Ignite	8	7	.533	6-1	2-6	25	2	5	1	2	31	28	.525	1,336	1,294	.508
Atlanta Vibe	8	8	.500	5-3	3-5	23	1	4	3	2	31	34	.477	1,433	1,434	.500
Grand Rapids Rise	7	8	.467	3-3	4-5	22	4	1	2	3	29	29	.500	1,287	1,261	.505
Vegas Thrill	7	8	.467	5-3	2-5	18	1	2	4	1	27	34	.443	1,275	1,352	.485
San Diego Mojo	5	10	.333	3-5	2-5	15	0	5	0	0	20	35	.364	1,182	1,286	.479
Columbus Fury	4	11	.267	3-6	1-5	13	1	1	2	3	22	38	.367	1,252	1,365	.478

UPCOMING PRO VOLLEYBALL FEDERATION SCHEDULE

Thursday, March 13 San Diego at Orlando..... 6 p.m. CDT	Wednesday, March 19 Orlando at San Diego..... 9:05 p.m. CDT
Thursday, March 13 Atlanta at Grand Rapids..... 6 p.m. CDT	Thursday, March 20 Columbus at Indy..... 6 p.m. CDT
Friday, March 14 Vegas at Columbus 6 p.m. CDT	Thursday, March 20 Vegas at Grand Rapids..... 6 p.m. CDT
Saturday, March 15 Indy at Grand Rapids 11 a.m. CDT	Friday, March 21 Orlando at Atlanta 6 p.m. CDT
Saturday, March 15 San Diego at Atlanta 6 p.m. CDT	Saturday, March 22 Indy at Omaha..... 6 p.m. CDT

2025 SUPERNOVAS STARTING LINEUPS

Date	Opponent	OH	OH	OPP	S	MB	MB	L
1/10	Atlanta	Nuneviller	Cooper	Payne	NVA	Hord	Caffey	Gómez
1/12	at Grand Rapids	Nuneviller	Cooper	Payne	NVA	Hord	Caffey	Gómez
1/17	at Vegas	Nuneviller	Cooper	Payne	NVA	Hord	Caffey	Gómez
1/19	San Diego	Nuneviller	Cooper	Batenhorst	NVA	Hord	Caffey	Gómez
1/24	at Columbus	Nuneviller	Cooper	Payne	NVA	Hord	Caffey	Gómez
1/31	Columbus	Nuneviller	Cooper	Payne	NVA	Hord	Caffey	Gómez
2/2	at Orlando	Nuneviller	Cooper	Payne	NVA	Hord	Caffey	Gómez
2/6	at Indy	Nuneviller	Cooper	Londot	NVA	Hord	Caffey	Gómez
2/8	at Atlanta	Nuneviller	Cooper	Londot	NVA	Hord	Caffey	Gómez
2/16	San Diego	Nuneviller	Cooper	Londot	NVA	Hord	Caffey	Gómez
2/20	At San Diego	Nuneviller	Cooper	Londot	NVA	Hord	Caffey	Gómez
2/27	Orlando	Nuneviller	Cooper	Londot	NVA	Hord	Caffey	Gómez
3/2	Indy	Nuneviller	Cooper	Londot	NVA	Hord	Caffey	Gómez
3/5	at Columbus	Nuneviller	Cooper	Londot	NVA	Hord	Caffey	Gómez
3/13	at Indy							
3/15	at Orlando							
3/22	Indy							
3/28	Vegas							
3/30	Grand Rapids							
4/5	Orlando							
4/10	at Vegas							
4/12	at San Diego							
4/17	Grand Rapids							
4/19	Atlanta							
4/25	Columbus							
4/27	Vegas							
5/2	at Grand Rapids							
5/4	at Atlanta							

ALL-TIME RECORD WHEN...




Three Sets	13-2
Four Sets	10-5
Five Sets	5-5
Kills: More/Same/Less	19-3/3-0/6-9
Assists: More/Same/Less ...	18-1/2-1/8-10
Aces: More/Same/Less	15-4/7-3/6-5
Blocks: More/Same/Less ...	16-3/0-0/12-9
Digs: More/Same/Less	17-3/2-0/9-9
Scores First Point of Match	18-3
Wins First Set	23-5
When First to Two Sets	26-2
Home	15-5
Away	13-7
Monday	2-0
Tuesday	0-2
Wednesday	2-3
Thursday	7-2
Friday	4-1
Saturday	8-1
Sunday	5-3

LAST TIME A SUPERNOVA...

25+ KILLS	Stephanie Samedy (30) vs. SD (5/15/24)
50+ Attacks	Emily Londot (50) at SD (2/20/25)
50+ Assists	N. Valentin-Anderson (55) at COL (5/4/24)
20+ Digs	N. Valentin-Anderson (21) vs. SD (1/19/25)
5+ Blocks	Kaitlyn Hord (6) at SD (2/20/25)
3+ Aces	Stephanie Samedy (3) at COL (5/4/24)
Hit .400+ (min. 10 TA)	Kayla Caffey (.455) at COL (3/5/25)
10+ Kills in 5+ Straight Matches	Reagan Cooper (8) 2/2/25 to Current
10+ Digs in 5+ Straight Matches	N. Valentin-Anderson (6) 1/10/25 to 1/31/25
Double-Double in 5+ Straight Matches	Brooke Nuneviller (6) 5/15/24 to 1/19/25
Ace in 3+ Straight Matches	Reagan Cooper (3) 2/27/25 to Current
3+ Blocks in 3+ Straight Matches	Kaitlyn Hord (3) 2/16/25 to 2/27/25

2025 MATCH-BY-MATCH STATISTICS

Date		Kills	Errors	Attacks	Attack%	Assists	Digs	Blocks	Aces	Errors
01.10	OMA [W, 3-2]	60	25	187	.187	56	89	13	3	11
	ATL	60	29	200	.155	59	87	11	3	12
01.12	OMA [W, 3-0]	55	18	146	.253	47	68	4	2	5
	GRR	39	9	129	.233	38	59	8	2	5
01.17	OMA [L, 3-2]	51	27	183	.131	48	69	14	3	5
	VG	69	31	188	.202	68	83	16	4	14
01.19	OMA [L, 3-1]	62	20	168	.250	54	58	5	1	15
	SD	56	9	132	.356	52	73	8	2	15
01.24	OMA [W, 3-0]	38	11	107	.252	34	60	9	5	3
	COL	30	28	130	.015	29	48	5	5	4
01.31	OMA [W, 3-0]	32	9	92	.250	31	49	13	1	12
	COL	30	26	112	.036	27	44	6	3	13
02.02	OMA [L, 3-0]	31	13	113	.159	31	60	5	2	6
	ORL	51	11	131	.305	50	64	7	1	13
02.06	OMA [W, 3-0]	44	10	110	.309	43	52	11	4	6
	IND	47	18	120	.242	44	49	5	4	9
02.08	OMA [W, 3-1]	54	15	150	.260	49	60	9	0	10
	ATL	48	25	141	.163	46	72	8	1	13
02.16	OMA [W, 3-0]	42	10	107	.299	39	50	10	2	8
	SD	37	18	112	.170	36	45	3	1	11
02.20	OMA [W, 3-1]	62	21	174	.236	56	74	12	1	8
	SD	51	25	173	.150	48	84	11	3	7
02.27	OMA [L, 3-0]	45	10	109	.321	42	45	6	1	4
	ORL	50	11	114	.342	48	44	5	8	8
03.02	OMA [W, 3-0]	38	11	111	.243	34	38	12	2	5
	IND	44	22	113	.195	43	54	5	5	10
03.05	OMA [W, 3-0]	51	13	112	.339	48	52	8	5	6
	COL	34	14	105	.190	32	42	9	2	3
OMAHA TEAM TOTALS		665	213	1,869	.242	612	824	131	32	104
PER SET		13.57	-	-	-	12.49	16.82	2.67	0.65	-
OPPONENT TEAM TOTALS		646	276	1,900	.195	620	848	107	44	137
PER SET		13.18	-	-	-	12.65	17.31	2.18	0.90	-




<div></div> <div>Match Box Score 01/10/2025</div>	<div> Omaha Supernovas</div>			3	Set	Duration	Partial Score	Score
					1	00:29	7-8, 13-16, 16-21	22-25
	<div> Atlanta Vibe</div>			2	2	00:27	8-7, 16-13, 21-16	25-19
					3	00:31	8-7, 12-16, 20-21	22-25
					4	00:29	8-4, 16-10, 21-17	25-22
					5	00:17	4-5, 10-7, 12-11	15-13
Match Arena		Location Date	Time Attendance	8:00 pm				
		01/10/2025						

Omaha Supernovas		Set					Attack					Assist		Serve		Pass		Dig	Block	Pts
		1	2	3	4	5	Atts	K	E	Eff	K%	Ast	BHE	Ace	E	GP	E	#	+	+
01	Valentin-Anderson Natalia	2	1	5	1	1	6	3	.	.333	50%	48	1	1	1	.	.	18	4	4
05	Nuneviller Brooke	6	5	3	5	5	57	22	6	.228	39%	2	.	.	.	7%	.	17	2	22
06	Wait Kendra					
08	Cooper Reagan	3	2	6			33	8	3	.061	24%	.	.	1	1	11%	.	8	1	10
10	L Gómez Camila						5	1	.	.	11%	1	31	.	.
11	Payne Kelsie	5	4	2	4	4	39	6	3	.026	15%	9	2	10
14	Batenhorst Ally				2	2	21	6	.	.238	29%	.	.	1	1	7%	2	3	1	6
17	Awoleye Phoebe					
20	L Whitten Allison					
21	Onabanjo Toyosi					
22	Krause Lindsay						2
23	Hord Kaitlyn	4	3	1	3	3	18	10	.	.556	56%	1	1	.	4	.	.	2	7	17
27	Londot Emily					
28	Caffey Kayla	1	6	4	6	6	13	5	2	.154	38%	.	.	1	3	.	.	1	2	7
Team Total							187	60	14	.187	32%	56	3	3	11	36%	3	89	19	76

Atlanta Vibe		Set					Attack					Assist		Serve		Pass		Dig	Block	Pts
		1	2	3	4	5	Atts	K	E	Eff	K%	Ast	BHE	Ace	E	GP	E	#	+	+
01	Head Taylor					
03	Fanning Shelly	6	4				10	4	.	.300	40%	.	.	1	1	1%	.	1	2	4
04	Bertolino Bianca						1
05	Beason Merritt	4	2	4	3	6	48	17	6	.188	35%	.	.	1	4	.	.	10	1	20
07	Timmer Pia	5	3	5	4	1	47	12	2	.128	26%	.	1	.	.	19%	1	13	4	13
09	L Hentz Morgan						2	.	.	.	8%	1	31	.	.
10	Beller Taya						2	1	1	.	50%	.	.	1	1
12	Vicini McKenna	3	1	3	2	5	23	11	.	.435	48%	.	.	1	1	.	.	2	4	15
13	Edmond Leah	2	6	2	1	4	46	11	6	.065	24%	.	.	2	3	22%	1	15	1	14
14	Bower Whitney						1	1	2	.	.
15	Jones Aiko						4	.	.	-.750	0%	.	.	1	.	.	.	1	.	1
21	Monserrez Marlie	1	5	1	6	3	10	2	1	.100	20%	56	1	11	4	3
22	Louis Khori			6	5	2	10	2	.	.200	20%	2%	.	1	1	3
24	Dixon Anna					
Team Total							200	60	16	.155	30%	59	3	3	12	52%	3	87	17	74

Omaha Supernovas							Atlanta Vibe											
Set	Atts	K	E	Eff	S0%	PS%	1st Attack After Positive Reception (#+)				Set	Atts	K	E	Eff	S0%	PS%	
1	46	13	5	.152	45%	18%	Pts	E	E	Pts	1	42	13	4	.214	56%	16%	
2	37	12	4	.162	56%	36%	13	3	4	21	2	43	10	4	.	35%	26%	
3	40	9	.	.050	41%	27%	1st Attack After Negative Reception (-!)				3	47	15	2	.191	62%	40%	
4	41	15	4	.244	60%	24%	Pts	E	E	Pts	4	40	11	3	.125	41%	18%	
5	23	11	1	.435	67%	20%	17	2	0	9	5	28	11	3	.286	57%	23%	
Total	187	60	14	.187	52%	26%	Attack from Dig				Total	200	60	16	.155	49%	25%	
							Pts	E	E	Pts								
							30	9	12	30								

Top Scorers			Pts	n	Starting position			BHE	Ball Handling Error	Eff	Efficiency (K-E)/Atts	Top Scorers			Pts
5	Nuneviller	22			Starting Setter			Blk	Blocks	K	Kills	5	Beason	20	
23	Hord	17		▢	Substitutes			D	Digs (Create)	K%	Kills/Attempts	12	Vicini	15	
8	Cooper	10			Atts Attempts			PS%	Point Scoring % (% won Serving)	Pts	Points	13	Edmond	14	
Top Defenders			Dig+Blk	Ast Assists			S0%	Sidout % (% won Receiving)	GP	Good Pass		Top Defenders			Dig+Blk
10	Gómez	30										9	Hentz	27	
5	Nuneviller	19										7	Timmer	17	
Top Blocker			Blks									Top Blocker			Blks
23	Hord	7										12	Vicini	4	




 Match Box Score 01/13/2025	 Grand Rapids Rise				0	Set	Duration	Partial Score	Score
	 Omaha Supernovas					1	00:28	5-8, 14-16, 15-21	21-25
					3	2	00:29	5-8, 16-14, 20-21	23-25
						3	00:30	6-8, 16-15, 20-21	22-25
						4			
	Match Arena		Location Date	Time Attendance	6:00 pm	5			

Grand Rapids Rise			Set					Attack					Assist		Serve		Pass		Dig	Block	Pts
			1	2	3	4	5	Atts	K	E	Eff	K%	Ast	BHE	Ace	E	GP	E	#	+	+
01		Atkinson Sherridan	4	4	4		32	12	1	.344	38%	10	3	13	
02		Oglvie Elena					1	.	.	
04		Snyder Carli	2	2	5		41	8	1	.122	20%	1	.	.	1	5%	.	12	1	8	
05		Pritchard Erika		5	2		23	11	1	.391	48%	1	.	.	1	6%	.	10	.	12	
07		Colvin Raven					
08		Grote Marin	6				4	2	.	.500	50%	1	.	3	
10		Bastianelli Alison		6	6		4	.	1	-.250	0%	.	.	1	.	1%	.	3	1	1	
11		Raskie August	1	1			3	1	.	.333	33%	11	1	7	1	1	
13		Briggs-Romine Paige					
17		Jensen Alyssa	3	3	3		4	1	1	.	25%	.	1	1	1	1%	.	1	6	6	
19	L	Otec Jena					7%	1	7	.	.	
21		Shime Naya					
22		Turner Camryn				1	9	1	.	.	11%	24	1	.	1	.	.	4	1	2	
27		Abbott Symone	5				10	3	.	.300	30%	1	.	.	1	5%	1	3	1	3	
				</																	

Omaha Supernovas			Set					Attack					Assist		Serve		Pass		Dig	Block	Pts
			1	2	3	4	5	Atts	K	E	Eff	K%	Ast	BHE	Ace	E	GP	E	#	+	+
01		Valentin-Anderson Natalia	1	2	1		6	4	.	.667	67%	42	1	1	.	.	.	12	2	5	
05		Nuneviller Brooke	5	6	5		34	15	1	.353	44%	1	.	.	.	9%	.	18	1	16	
06		Wait Kendra					
08		Cooper Reagan	2	3	2		44	16	2	.273	36%	1	.	1	1	2%	1	12	2	18	
10	L	Gómez Camila	☐	☐	☐		3	.	.	.	11%	1	12	.	.	
11		Payne Kelsie	4	5	4		29	7	4	.034	24%	6	2	7	
14		Batenhorst Ally		☐			5	3	.	.600	60%	1	.	3	
17		Awoleye Phoebe					
20	L	Whitten Allison					
21		Onabanjo Toyosi					
22		Krause Lindsay		☐	☐		2	.	.	
23		Hord Kaitlyn	3	4	3		11	3	1	.091	27%	.	.	.	2	.	.	1	1	5	
27		Londot Emily					
28		Caffey Kayla	6	1	6		17	7	2	.235	41%	.	.	.	2	.	.	4	3	7	
Team Total							146	55	10	.253	38%	47	1	2	5	22%	2	68	11	61	

Grand Rapids Rise							Omaha Supernovas										
Set	Atts	K	E	Eff	S0%	PS%	1st Attack After Positive Reception (#+)				Set	Atts	K	E	Eff	S0%	PS%
1	41	12	1	.268	50%	10%	Pts 14	E 2	E 3	Pts 9	1	53	20	5	.245	58%	40%
2	38	10	2	.184	38%	25%	1st Attack After Negative Reception (-!)				2	43	18	5	.256	55%	33%
3	51	17	2	.235	71%	18%	Pts 9	E 1	E 2	Pts 12	3	50	17	.	.260	71%	20%
4							Attack from Dig				4						
5							Pts 16	E 2	E 5	Pts 34	5						
Total	130	39	5	.231	54%	18%					Total	146	55	10	.253	61%	31%

Top Scorers	Pts	n	Starting position	BHE	Ball Handling Error	Eff	Efficiency (K-E)/Atts	Top Scorers	Pts
1 Atkinson	13	n	Starting Setter	Blk	Blocks	K	Kills	8 Cooper	18
5 Pritchard	12		Substitutes	D	Digs (Create)	K%	Kills/Attempts	5 Nuneviller	16
4 Snyder	8	Atts	Attempts	PS%	Point Scoring % (won Serving)	Pts	Points	11 Payne	7
Top Defenders	Dig+Blk	Asst	Assists	S0%	Sideout % (won Receiving)	GP	Good Pass	Top Defenders	Dig+Blk
1 Atkinson	11							5 Nuneviller	18
4 Snyder	10							8 Cooper	15
Top Blocker	Blks							Top Blocker	Blks
17 Jensen	4							23 Hord	2

<div></div> <div>Match Box Score</div> <div>01/18/2025</div>	<div> Vegas Thrill</div>			3	Set	Duration	Partial Score	Score
					1	00:27	6-8, 12-16, 19-21	23-25
	<div> Omaha Supernovas</div>			2	2	00:29	2-8, 11-16, 16-21	17-25
					3	00:27	7-8, 16-15, 20-21	26-24
	Match	Location	Time		4	00:25	8-4, 16-12, 21-14	25-17
	Arena	Date	Attendance		5	00:17	5-0, 10-4, 12-7	15-11

Vegas Thrill		Set					Attack					Assist		Serve		Pass		Dig	Block	Pts
		1	2	3	4	5	Atts	K	E	Eff	K%	Ast	BHE	Ace	E	GP	E	#	+	+
02	Luper Charitie					
04	Johnson Willow	3	4				20	4	2	.100	20%	6	.	5
05	Stout Morgan					
06	Glass Childress Alisha	6	1	6	6	6	3	2	1	.333	67%	56	.	.	1	.	.	17	4	5
07	Van Buskirk Layne	2	3	2	2	2	13	3	.	.231	23%	1	.	.	3	1%	.	4	6	11
08	Hannah Camryn			3	3	3	41	16	5	.268	39%	.	.	1	3	.	.	12	3	17
09	Loberg Grace			4	4	4	35	17	1	.457	49%	1	.	1	2	9%	1	12	4	18
10	L Shroll Mary					
11	Maddux Hannah	1	2				16	5	2	.188	31%	.	.	1	1	7%	1	1	.	6
12	Oblad Berkeley	5	6	5	5	5	14	4	1	.214	29%	2	.	1	.	.	.	2	4	8
13	L DeFalco Teaghan						7	.	.	.	6%	.	18	.	.
15	Mayfield Allison	4	5	1	1	1	45	19	5	.311	42%	1	.	.	4	19%	1	10	5	20
17	Jardine Lauren						1	.	.	.	0%
22	Graham Carly					
Team Total							188	70	17	.282	37%	68	.	4	14	42%	3	82	26	90




Omaha Supernovas		Set					Attack					Assist		Serve		Pass		Dig	Block	Pts
		1	2	3	4	5	Atts	K	E	Eff	K%	Ast	BHE	Ace	E	GP	E	#	+	+
01	Valentin-Anderson Natalia	2	1	2	1	1	7	.	1	-.143	0%	38	1	.	1	.	.	15	4	.
05	Nuneviller Brooke	6	5	6	5	5	53	18	3	.283	34%	.	.	.	1	26%	2	17	1	21
06	Wait Kendra						7
08	Cooper Reagan	3	2	3	2		43	13	1	.279	30%	.	.	2	.	10%	2	6	2	16
10	L Gómez Camila						3	.	.	.	15%	.	18	.	.
11	Payne Kelsie	5	4	5	4	4	30	7	2	.167	23%	.	.	.	1	.	.	6	1	9
14	Batenhorst Ally					2	9	4	2	.222	44%	3%	.	2	1	4
17	Awoleye Phoebe					
20	L Whitten Allison					
21	Onabanjo Toyosi					
22	Krause Lindsay						1
23	Hord Kaitlyn	4	3	1	3	3	16	4	.	.250	25%	3	7	9
27	Londot Emily						7	1	1	.	14%	1
28	Caffey Kayla	1	6	4	6	6	18	4	1	.167	22%	.	.	1	1	.	.	2	1	8
Team Total							183	51	11	.219	28%	48	1	3	5	54%	4	69	17	68

Vegas Thrill							Omaha Supernovas										
Set	Atts	K	E	Eff	S0%	PS%	1st Attack After Positive Reception (#+)				Set	Atts	K	E	Eff	S0%	PS%
1	43	15	4	.256	67%	17%	Pts	E	E	Pts	1	44	16	2	.318	59%	25%
2	48	12	3	.188	52%	24%	19	3	4	19	2	45	12	1	.244	60%	40%
3	41	19	5	.341	67%	27%	1st Attack After Negative Reception (-!)				3	36	9	2	.194	37%	17%
4	34	14	4	.294	50%	46%	Pts	E	E	Pts	4	36	8	4	.111	33%	17%
5	22	10	1	.409	64%	40%	19	4	2	9	5	22	6	2	.182	43%	27%
Total	188	70	17	.282	60%	30%	Attack from Dig				Total	183	51	11	.219	46%	25%
							Pts	E	E	Pts							
							32	10	5	23							

Top Scorers	Pts
15 Mayfield	20
9 Loberg	18
8 Hannah	17

Top Defenders	Dig+B1k
6 Glass Child...	21
7 Van Buskirk	17

Top Blocker	Blks
7 Van Buskirk	8

 Starting position
 Starting Setter
 Substitutes
Atts Attempts
Ast Assists




BHE Ball Handling Error
Blk Blocks
D Digs (Create)
PS% Point Scoring % (% won Serving)
S0% Sideout % (% won Receiving)

Eff Efficiency (K-E)/Atts
K Kills
K% Kills/Attempts
Pts Points
GP Good Pass

Top Scorers	Pts
5 Nuneviller	21
8 Cooper	16
11 Payne	9

Top Defenders	Dig+B1k
5 Nuneviller	18
1 Valentin-An...	17

Top Blocker	Blks
23 Hord	5

<div></div> <div>Match Box Score 01/19/2025</div>	<div> Omaha Supernovas</div>				1	Set	Duration	Partial Score	Score
						1	00:24	8-4, 16-9, 21-17	25-20
	<div> San Diego Mojo</div>				3	2	00:28	8-7, 14-16, 17-21	19-25
						3	00:26	8-7, 11-16, 14-21	22-25
						4	00:26	5-8, 11-16, 17-21	22-25
						5			
Match 014		Location		Time					
Arena		Date		Attendance					
		01/19/2025							

Omaha Supernovas		Set					Attack					Assist		Serve		Pass		Dig	Block	Pts
		1	2	3	4	5	Atts	K	E	Eff	K%	Ast	BHE	Ace	E	GP	E	#	+	+
01	Valentin-Anderson Natalia	2	1	2	1		3	.	.	.	0%	44	1	.	3	.	.	21	3	.
05	Nuneviller Brooke	6	5	6	5		55	22	5	.236	40%	.	.	.	1	10%	1	11	1	24
06	Wait Kendra						2	1	.	.
08	Cooper Reagan	3	2	3			27	9	2	.259	33%	.	.	1	.	7%	.	7	2	10
10	L Gómez Camila						8	.	.	.	14%	1	9	.	.
11	Payne Kelsie						2	1	.	.500	50%	1
14	Batenhorst Ally	5	4	5	4		40	12	4	.150	30%	.	1	.	4	1%	.	2	5	12
17	Awoleye Phoebe					
20	Whitten Allison						1	.	.
21	Onabanjo Toyosi					
22	Krause Lindsay				2		8	6	.	.750	75%	.	.	.	1	8%	.	1	.	6
23	Hord Kaitlyn	4	3	4	3		9	4	.	.444	44%	.	.	.	4	.	.	2	5	6
27	Londot Emily						5	.	1	-.400	0%	3	.	.
28	Caffey Kayla	1	6	1	6		19	8	.	.368	42%	.	.	.	2	.	.	.	1	9
Team Total							168	62	12	.250	37%	54	2	1	15	40%	2	58	17	68




San Diego Mojo		Set					Attack					Assist		Serve		Pass		Dig	Block	Pts
		1	2	3	4	5	Atts	K	E	Eff	K%	Ast	BHE	Ace	E	GP	E	#	+	+
01	Jones Rainelle				2		5	4	.	.800	80%	.	.	1	4	5
02	L Venegas Medina Shara Marie						2	.	.	.	10%	.	17	.	.
07	Stone Ronika	5	5	5	5		21	9	.	.333	43%	7	2	13
08	Dahlke Kendra	4	1	1	1		45	18	1	.356	40%	.	.	.	2	14%	.	12	2	19
09	L Church Anna					
10	Moore Jenaisya		4	4	4		24	8	1	.292	33%	2	.	.	1	15%	.	7	2	8
12	Calderón Rosir					
19	Lee Da-yeong	6	6	6	6		1	1	.	1.000	100%	46	1	14	1	4
21	Pittman Regan	3	3				10	3	1	.100	30%	2	.	1	2	.	.	1	1	4
24	Sponcil Sarah					
26	Blackwell Leyla	2	2	2			10	6	.	.600	60%	.	.	.	2	.	.	3	1	6
28	Lund Kayla					
31	Tabron Maya	1					3	1	.	.	33%	.	.	.	1	4%	1	5	.	1
32	Page Lauren			3	3		13	6	1	.385	46%	.	.	.	3	.	.	7	.	6
Team Total							132	56	4	.356	42%	52	1	2	15	43%	1	73	9	66

Omaha Supernovas							San Diego Mojo										
Set	Atts	K	E	Eff	S0%	PS%	1st Attack After Positive Reception (#+)				Set	Atts	K	E	Eff	S0%	PS%
1	56	18	1	.250	59%	46%	Pts	E	E	Pts	1	37	11	.	.243	45%	29%
2	32	13	2	.313	57%	10%	20	2	0	23	2	28	17	2	.500	73%	29%
3	45	15	5	.200	52%	27%	1st Attack After Negative Reception (!)				3	37	14	1	.297	50%	24%
4	35	16	4	.257	65%	13%	Pts	E	E	Pts	4	30	14	1	.433	67%	17%
5							9	2	0	12	5						
Total	168	62	12	.250	58%	25%	Attack from Dig				Total	132	56	4	.356	58%	24%
							Pts	E	E	Pts							
							33	8	4	21							

Top Scorers		Pts	<div><div>n</div>Starting position</div> <div><div>n</div>Starting Setter</div> <div><div></div>Substitutes</div> <div>Atts Attempts</div> <div>Ast Assists</div>	BHE Ball Handling Error		Eff Efficiency (K-E)/Atts		Top Scorers		Pts
5	Nuneviller	24		Blk Blocks		K Kills		8	Dahlke	19
14	Batenhorst	12		D Digs (Create)		K% Kills/Attempts		7	Stone	13
8	Cooper	10		PS% Point Scoring % (% won Serving)		Pts Points		10	Moore	8
				S0% Sideout % (% won Receiving)		GP Good Pass				
Top Defenders		Dig+Blk	Top Defenders		Dig+Blk					
1	Valentin-An...	23	19	Lee	15					
5	Nuneviller	14	2	Venegas M...	14					
Top Blocker		Blks	Top Blocker		Blks					
5	Nuneviller	2	7	Stone	4					

VS

VOLLEYSTATION

 Match Box Score 01/24/2025	 Columbus Fury				0	Set	Duration	Partial Score	Score
						1	00:28	2-8, 10-16, 15-21	17-25
	 Omaha Supernovas				3	2	00:23	4-8, 8-16, 11-21	15-25
						3	00:30	5-8, 12-16, 14-21	19-25
						4			
Match Arena		Location Date		Time Attendance		11:28 PM	5		
		01/24/2025							

Columbus Fury		Set					Attack					Assist		Serve		Pass		Dig	Block	Pts
		1	2	3	4	5	Atts	K	E	Eff	K%	Ast	BHE	Ace	E	GP	E	#	+	+
02	Rapacz Izabella	3	4	4			30	8	4	.133	27%	.	.	1	.	.	.	7	3	9
05	Rivera Wilma						1	2	.	.
07	L Georgiades Mary Kate						4%	1	3	.	.
08	Cox Kaylee	1	2				14	2	2	.	14%	4%	1	5	.	4
10	Gillen Jill			5	5		27	6	3	.111	22%	.	.	3	.	5%	.	5	1	9
11	Dumancic Beta				3		1	.	.	.	0%	.	.	1	.	.	.	2	.	1
12	Stringer Tori	6	1	1			4	2	.	.500	50%	24	.	1	.	.	.	9	2	3
14	Leao Janice				6		7	1	1	.	14%	1	1	2
16	Terry Raina				2		19	6	3	.158	32%	.	.	1	.	5%	.	4	1	6
17	Courtney Lush Megan	4					10	1	3	-.200	10%	1	.	.	.	2%	1	2	2	2
18	Rammelsberg Kaley	5	6				13	3	2	.077	23%	.	.	1	.	.	.	1	1	3
20	L Cerame Paula						3	.	.	.	15%	2	6	.	.
24	Walker Abby	2	3				5	1	1	.	20%	.	.	1	.	1%	.	1	.	1
30	Lewis Morgan					
Team Total							130	30	19	.085	23%	29	.	5	4	36%	5	48	11	40




Omaha Supernovas		Set					Attack					Assist		Serve		Pass		Dig	Block	Pts
		1	2	3	4	5	Atts	K	E	Eff	K%	Ast	BHE	Ace	E	GP	E	#	+	+
01	Valentin-Anderson Natalia	3	3	3			2	.	.	.	0%	28	16	2	.
05	Nuneviller Brooke	1	1	1			31	7	2	.161	23%	7%	.	10	2	9
06	Wait Kendra						1	1
08	Cooper Reagan	4	4	4			28	14	3	.393	50%	.	.	2	.	5%	3	9	.	16
10	L Gómez Camila						3	.	.	.	8%	1	8	.	.
11	Payne Kelsie	6	6	6			26	8	1	.269	31%	1	.	1	.	.	.	9	1	10
14	Batenhorst Ally					
17	Awolaye Phoebe					
20	Whitten Allison						1	.	.	1	3%	.	3	.	.
21	Onabanjo Toyosi						4	.	.	.	0%	1	.
22	Krause Lindsay					
23	Hord Kaitlyn	5	5	5			9	5	.	.556	56%	1	3	7	8
27	Londot Emily						1	1	.	1.000	100%	1
28	Caffey Kayla	2	2	2			6	3	.	.500	50%	.	.	2	2	.	.	2	2	8
Team Total							107	38	6	.299	36%	34	1	5	3	23%	5	60	15	52

Columbus Fury							Omaha Supernovas										
Set	Atts	K	E	Eff	S0%	PS%	1st Attack After Positive Reception (#+)				Set	Atts	K	E	Eff	S0%	PS%
1	41	8	7	.024	27%	33%	Pts	E	E	Pts	1	35	12	3	.257	44%	38%
2	44	12	5	.159	40%	27%	8	5	0	12	2	32	14	1	.406	60%	44%
3	45	10	7	.067	39%	25%	1st Attack After Negative Reception (-!)				3	40	12	2	.250	44%	33%
4							Pts	E	E	Pts	4						
							4	2	1	5	4						
5							Attack from Dig				5						
							Pts	E	E	Pts							
Total	130	30	19	.085	36%	28%	18	12	5	21	Total	107	38	6	.299	49%	38%

Top Scorers	Pts
2 Rapacz	9
10 Gillen	9
16 Terry	6

Top Defenders	Dig+B1k
2 Rapacz	11
12 Stringer	10

Top Blocker	Blks
8 Cox	2

 Starting position
 Starting Setter
 Substitutes
Atts Attempts
Ast Assists




BHE Ball Handling Error
Blk Blocks
D Digs (Create)
PS% Point Scoring % (% won Serving)
S0% Sideout % (% won Receiving)

Eff Efficiency (K-E)/Atts
K Kills
K% Kills/Attempts
Pts Points
GP Good Pass

Top Scorers	Pts
8 Cooper	16
11 Payne	10
5 Nuneviller	9

Top Defenders	Dig+B1k
1 Valentin-An...	16
5 Nuneviller	12

Top Blocker	Blks
23 Hord	3

 Match Box Score 02/01/2025	 Omaha Supernovas				3	Set	Duration	Partial Score	Score
						1	00:27	8-5, 16-10, 21-17	25-21
	 Columbus Fury				0	2	00:22	8-6, 16-10, 21-15	25-18
						3	00:22	8-5, 16-9, 21-12	25-17
						4			
	Match Arena				Location Date	02/01/2025	Time Attendance	12:23 am	

Omaha Supernovas		Set					Attack					Assist		Serve		Pass		Dig	Block	Pts
		1	2	3	4	5	Atts	K	E	Eff	K%	Ast	BHE	Ace	E	GP	E	#	+	+
01	Valentin-Anderson Natalia	3	3	3			4	1	.	.250	25%	28	1	.	2	.	.	12	3	4
05	Nuneviller Brooke	1	1	1			22	8	2	.273	36%	.	.	.	3	7%	.	6	2	10
06	Wait Kendra					
08	Cooper Reagan	4	4	4			18	8	.	.444	44%	.	.	1	.	4%	2	10	2	11
10	L Gómez Camila						3	.	.	.	7%	1	9	.	.
11	Payne Kelsie	6	6	6			17	5	.	.294	29%	.	.	.	1	.	.	6	1	6
14	Batenhorst Ally						9	2	.	.222	22%	2%	.	.	.	2
17	Awoloye Phoebe						2	.	.	.	0%
20	Whitten Allison						1	.	.
21	Onabanjo Toyosi				5		3	1	.	.333	33%	2	3
22	Krause Lindsay					
23	Hord Kaitlyn	5	5				6	3	.	.500	50%	.	.	.	2	.	.	1	2	5
27	Londot Emily						4	.	1	-.250	0%	4	.	.
28	Caffey Kayla	2	2	2			7	4	.	.571	57%	.	.	.	4	1%	.	.	1	5
Team Total							92	32	3	.315	35%	31	1	1	12	21%	3	49	13	46




Columbus Fury		Set					Attack					Assist		Serve		Pass		Dig	Block	Pts
		1	2	3	4	5	Atts	K	E	Eff	K%	Ast	BHE	Ace	E	GP	E	#	+	+
02	Rapacz Izabella	4					4	1	.	.250	25%	1
05	Rivera Wilma		2	1			17	.	.	2	.	.	9	1	1
07	L Georgiades Mary Kate					
08	Cox Kaylee	2	3				11	4	1	.273	36%	.	.	.	1	3%	1	5	.	4
10	Gillen Jill						12	3	.	.250	25%	.	.	.	2	7%	.	4	.	3
11	Dumancic Beta					
12	Stringer Tori	1					1	1	.	1.000	100%	9	.	.	2	.	.	2	.	1
14	Leao Janice				3		6	1	1	.	17%	.	.	1	1	.	.	.	1	3
16	Terry Raina				2		3	.	1	-.333	0%	.	.	.	1	2%	.	1	.	.
17	Courtney Lush Megan	5	6	5			24	5	4	.042	21%	5%	.	3	1	6
18	Rammelsberg Kaley	6	1	6			14	4	1	.214	29%	.	.	1	2	.	.	1	1	6
20	L Cerame Paula						1	.	.	.	9%	.	16	.	.
24	Walker Abby	3	4				9	3	.	.333	33%	.	1	.	.	1%	.	2	.	3
30	Lewis Morgan		5	4			28	8	5	.107	29%	.	1	1	2	.	.	1	2	11
Team Total							112	30	13	.152	27%	27	2	3	13	27%	1	44	6	39

Omaha Supernovas							Columbus Fury						
Set	Atts	K	E	Eff	S0%	PS%	Set	Atts	K	E	Eff	S0%	PS%
1	32	11	1	.313	59%	25%	1	44	14	4	.227	52%	27%
2	25	11	.	.440	47%	40%	2	31	10	3	.226	40%	17%
3	35	10	2	.229	69%	17%	3	37	6	6	.	45%	11%
4							4						
5							5						
Total	92	32	3	.315	58%	27%	Total	112	30	13	.152	46%	19%

Top Scorers	Pts
8 Cooper	11
5 Nuneviller	10
11 Payne	6

Top Defenders	Dig+B1k
1 Valentin-An...	14
8 Cooper	13

Top Blocker	Blks
1 Valentin-An...	3

 Starting position
 Starting Setter
 Substitutes
Atts Attempts
Ast Assists




BHE Ball Handling Error
Blk Blocks
D Digs (Create)
PS% Point Scoring % (% won Serving)
S0% Sideout % (% won Receiving)

Eff Efficiency (K-E)/Atts
K Kills
K% Kills/Attempts
Pts Points
GP Good Pass

Top Scorers	Pts
30 Lewis	11
17 Courtney L...	6
18 Rammelsb...	6

Top Defenders	Dig+B1k
20 Cerame	13
5 Rivera	8

Top Blocker	Blks
30 Lewis	2




<div> Match Box Score 02/02/2025</div>	<div>Orlando Valkyries</div>				3	Set	Duration	Partial Score	Score
						1	00:24	8-5, 16-12, 21-20	25-22
	<div>Omaha Supernovas</div>				0	2	00:26	8-3, 16-8, 21-13	25-18
						3	00:29	5-8, 16-13, 21-17	25-20
	Match 028 Location Time 3:00 pm					4			
	Arena Date 02/02/2025 Attendance					5			

Orlando Valkyries		Set					Attack					Assist		Serve		Pass		Dig	Block	Pts
		1	2	3	4	5	Atts	K	E	Eff	K%	Ast	BHE	Ace	E	GP	E	#	+	+
02	Pukis Hannah					
03	Guedpard Pornpun	1	1	1			4	1	.	.250	25%	44	1	.	2	.	.	8	.	1
04	Schwan Courtney	5	5	5			19	8	2	.263	42%	.	.	.	1	5%	.	14	.	8
06	Abercrombie Brittany	4	4	4			45	16	2	.244	36%	.	.	1	1	.	.	12	2	19
08	Vander Weide Lindsey						4	2	.	.500	50%	.	.	.	1	.	1	.	.	2
10	L Scully Shannon						1	.	.	.	6%	.	6	.	.
11	Brown Kaz	6	6	6			13	4	.	.308	31%	.	.	.	1	.	.	1	1	5
13	Foster Natalie	3	3	3			14	7	.	.500	50%	.	.	.	5	.	.	1	3	10
14	Anae Adora	2	2	2			32	13	2	.313	41%	1	1	.	2	14%	1	9	1	14
15	Hansen Abby					
18	L Iosia Nalani						4	13	.	.
19	Grote Lydia					
22	Sis Norah					
Team Total							131	51	6	.305	39%	50	2	1	13	25%	2	64	7	59

Omaha Supernovas		Set					Attack					Assist		Serve		Pass		Dig	Block	Pts
		1	2	3	4	5	Atts	K	E	Eff	K%	Ast	BHE	Ace	E	GP	E	#	+	+
01	Valentin-Anderson Natalia	6	6				2	.	.	-.500	0%	13	6	.	.
05	Nuneviller Brooke	4	4	1			28	8	.	.214	29%	1	.	.	2	4%	.	12	1	9
06	Wait Kendra			3			3	1	.	.333	33%	14	2	1	.	.	.	8	.	2
08	Cooper Reagan	1	1	4			35	10	3	.171	29%	.	.	.	2	10%	1	4	.	10
10	L Gómez Camila						3	1	.	.	15%	.	17	.	.
11	Payne Kelsie	3	3				12	4	3	.083	33%	.	.	1	1	.	.	4	.	5
14	Batenhorst Ally					
17	Awoleye Phoebe						1	1	1
20	Whitten Allison					
21	Onabanjo Toyosi					
22	Krause Lindsay					
23	Hord Kaitlyn	2	2	5			7	.	.	-.143	0%	1	.	.
27	Londot Emily				6		19	6	.	.263	32%	.	.	.	1	.	.	7	3	9
28	Caffey Kayla	5	5	2			7	2	.	.143	29%	2
Team Total							113	31	6	.159	27%	31	3	2	6	29%	1	60	5	38

Orlando Valkyries							Omaha Supernovas										
Set	Atts	K	E	Eff	S0%	PS%	1st Attack After Positive Reception (#+)				Set	Atts	K	E	Eff	S0%	PS%
1	41	20	3	.415	76%	21%	Pts	E	E	Pts	1	31	12	2	.290	42%	22%
2	42	17	1	.333	59%	40%	11	0	2	8	2	38	9	3	.079	35%	22%
3	48	14	2	.188	50%	38%	1st Attack After Negative Reception (-!)				3	44	10	1	.136	38%	29%
4							Pts	E	E	Pts	4						
5							11	2	0	8	5						
Total	131	51	6	.305	63%	33%	Attack from Dig				Total	113	31	6	.159	38%	24%
							Pts	E	E	Pts							
							29	4	4	15							

Top Scorers		Pts	n	Starting position	BHE	Ball Handling Error	Eff	Efficiency (K-E)/Atts	Top Scorers		Pts
6	Abercrombie	19		Starting Setter	Blk	Blocks	K	Kills	8	Cooper	10
14	Anae	14		Substitutes	D	Digs (Create)	K%	Kills/Attempts	5	Nuneviller	9
13	Foster	10		Atts Attempts	PS%	Point Scoring % (% won Serving)	Pts	Points	27	Londot	9
Top Defenders		Dig+B1k		Ast Assists	S0%	Sideout % (% won Receiving)	GP	Good Pass	Top Defenders		Dig+B1k
4	Schwan	16							5	Nuneviller	13
6	Abercrombie	12							10	Gómez	12
Top Blocker		Blks							Top Blocker		Blks
13	Foster	3							27	Londot	3

 Match Box Score 02/06/2025	 Indy Ignite				0	Set	Duration	Partial Score	Score
						1	00:25	8-5, 16-14, 20-21	22-25
	 Omaha Supernovas				3	2	00:27	8-7, 16-15, 21-20	23-25
						3	00:32	4-8, 12-16, 19-21	22-25
						4			
	Match		Location		Time		11:42 pm		
	Arena		Date		Attendance				
		02/06/2025							

Indy Ignite		Set					Attack					Assist		Serve		Pass		Dig	Block	Pts
		1	2	3	4	5	Atts	K	E	Eff	K%	Ast	BHE	Ace	E	GP	E	#	+	+
02	Hilley Sydney	1	1	1			3	2	.	.667	67%	43	.	1	1	.	.	4	1	4
04	Nwokolo Chiamaka					
05	Martin Isabel						4	.	.	.	0%	.	.	1	.	1%	2	2	.	1
06	L Murr Kylie						5%	.	7	.	.
07	Member-Meneh Leketor	5	5	2			42	19	3	.381	45%	.	.	1	3	13%	.	12	.	20
09	Scott Elena						1	4%	.	8	.	.
11	Havili Ainise					
12	Crawford Caroline				3		6	.	1	-.167	0%	1	1	1
17	Mohler Blake	6	6	6			6	1	.	.167	17%	1	.	1
18	Skjodt Carly						6	.	.
19	Tealer Azhani	4	4	4			19	14	1	.684	74%	6	1	15
20	Cleveland Wade Grace					
22	Martyn Lydia	3	3				9	1	1	.	11%	.	.	1	.	.	.	1	.	2
23	Cajic Nina	2	2	5			31	10	1	.290	32%	.	.	.	4	4%	2	3	2	12
Team Total							120	47	7	.333	39%	44	.	4	9	27%	4	50	5	56

Omaha Supernovas		Set					Attack					Assist		Serve		Pass		Dig	Block	Pts
		1	2	3	4	5	Atts	K	E	Eff	K%	Ast	BHE	Ace	E	GP	E	#	+	+
01	Valentin-Anderson Natalia	3	3	3			2	1	.	.500	50%	39	.	1	1	.	1	11	1	3
05	Nuneviller Brooke	1	1	1			32	14	1	.406	44%	1	.	.	.	3%	2	10	.	14
06	Wait Kendra					
08	Cooper Reagan	4	4	4			29	12	1	.379	41%	.	.	1	1	8%	.	6	.	13
09	Podraza Mac					
10	L Gómez Camila						3	.	.	.	15%	1	14	.	.
11	Payne Kelsie					
14	Batenhorst Ally					
17	Awoleye Phoebe					
20	L Whitten Allison					
21	Onabanjo Toyosi					
23	Hord Kaitlyn	5	5	5			6	4	.	.667	67%	.	.	.	2	.	.	1	6	10
27	Londot Emily	6	6	6			31	11	2	.290	35%	1%	.	9	2	13
28	Caffey Kayla	2	2	2			11	2	1	.091	18%	.	.	2	2	.	.	1	2	6
Team Total							111	44	5	.351	40%	43	.	4	6	27%	4	52	11	59

Indy Ignite							Omaha Supernovas											
Set	Atts	K	E	Eff	S0%	PS%	1st Attack After Positive Reception (#+)				Set	Atts	K	E	Eff	S0%	PS%	
1	42	16	.	.381	57%	22%	Pts	E	E	Pts	1	43	18	3	.349	70%	33%	
2	39	16	4	.308	48%	35%	14	3	2	10	2	33	12	2	.303	47%	32%	
3	39	15	3	.308	57%	30%	1st Attack After Negative Reception (-!)				3	35	14	.	.400	57%	33%	
4							Pts	E	E	Pts	4							
							15	1	1	12								
5							Attack from Dig				5							
							Pts	E	E	Pts								
							18	3	2	22								
Total	120	47	7	.333	54%	29%					Total	111	44	5	.351	58%	33%	

Top Scorers		Pts	<div><div>n</div><div>Starting position</div></div> <div><div>n</div><div>Starting Setter</div></div> <div><div>Substitutes</div></div> <div><div>Atts</div><div>Attempts</div></div> <div><div>Ast</div><div>Assists</div></div>	BHE Ball Handling Error		Eff Efficiency (K-E)/Atts		Top Scorers		Pts
7	Member-M...	20		Blk Blocks		K Kills		5	Nuneviller	14
19	Tealer	15		D Digs (Create)		K% Kills/Attempts		8	Cooper	13
23	Cajic	12		PS% Point Scoring % (% won Serving)		Pts Points		27	Londot	13
Top Defenders		Dig+Blk		S0% Sideout % (% won Receiving)		GP Good Pass		Top Defenders		Dig+Blk
7	Member-M...	9					1	Valentin-An...	11	
9	Scott	8					10	Gómez	11	
Top Blocker		Blks					Top Blocker		Blks	
23	Cajic	2					23	Hord	6	

VS

VOLLEYSTATION

<div></div> <div>Match Box Score 02/08/2025</div>	<div>Atlanta Vibe</div>			1	Set	Duration	Partial Score	Score
					1	00:26	7-8, 16-12, 18-21	23-25
	<div>Omaha Supernovas</div>			3	2	00:24	3-8, 8-16, 9-21	10-25
					3	00:26	8-7, 16-9, 21-14	25-19
					4	00:28	7-8, 13-16, 17-21	22-25
			5					
Match			Location	Time	7:00 pm			
Arena			Date	02/08/2025	Attendance			

Atlanta Vibe		Set					Attack					Assist		Serve		Pass		Dig	Block	Pts
		1	2	3	4	5	Atts	K	E	Eff	K%	Ast	BHE	Ace	E	GP	E	#	+	+
01	Head Taylor	1	1	1	1		22	10	2	.273	45%	.	.	.	2	11%	.	14	1	11
05	Beason Merritt			6	6		13	5	3	.154	38%	.	1	.	2	.	.	6	1	6
07	Timmer Pia					
09	L Hentz Morgan	□	□	□	□		1	.	.	.	9%	.	19	.	.
10	Beller Taya			5	5		11	1	1	-.091	9%	.	.	1	2	.	.	3	1	3
12	Vicini McKenna	5	5				4	1	.	.250	25%	.	.	.	1	1
13	Edmond Leah	4	4	4	4		46	18	4	.261	39%	1	.	.	2	17%	.	11	.	18
14	Bower Whitney				□	
15	Jones Aiko	□	□		□		3	.	1	-.667	0%	2	1	1
20	Isringhausen Madolyn			□			8	2	3	-.125	25%	2%	.	1	.	2
21	Monserez Marlie	3	3				14	1	4	.	.
22	Louis Khori	2	2	2	2		15	7	.	.400	47%	.	.	.	1	.	.	3	3	10
24	Dixon Anna	6	6				16	4	2	.	25%	4	1	5
91	Tuaniga Mia		□	3	3		3	.	.	.	0%	30	.	.	3	.	.	5	.	.
Team Total							141	48	16	.163	34%	46	2	1	13	39%	.	72	8	57



Omaha Supernovas		Set					Attack					Assist		Serve		Pass		Dig	Block	Pts
		1	2	3	4	5	Atts	K	E	Eff	K%	Ast	BHE	Ace	E	GP	E	#	+	+
01	Valentin-Anderson Natalia	3	3	3	3		7	1	1	.	14%	38	.	.	1	.	.	11	1	2
05	Nuneviller Brooke	1	1	1	1		30	13	2	.333	43%	1	.	.	.	5%	.	17	.	13
08	Cooper Reagan	4	4	4	4		42	18	1	.357	43%	2	1	.	1	13%	.	2	1	19
09	Podraza Mac			□			1	.	.	.	0%	5	.	.	1	.	.	2	.	.
10	L Gómez Camila	□	□	□	□		3	1	.	.	17%	1	12	.	.
11	Payne Kelsie			□			4	1	.	.	25%	2	.	1
14	Batenhorst Ally					
17	Awoleye Phoebe		□				2	2	.	1.000	100%	2
20	L Whitten Allison		□			
21	Onabanjo Toyosi					
22	Krause Lindsay	□			□		1
23	Hord Kaitlyn	5	5	5	5		11	4	.	.364	36%	.	.	.	2	.	.	3	2	6
27	Londot Emily	6	6	6	6		38	10	3	.105	26%	.	.	.	2	.	.	10	3	13
28	Caffey Kayla	2	2	2	2		15	5	.	.267	33%	.	.	.	2	.	.	2	2	7
Team Total							150	54	7	.260	36%	49	2	.	10	35%	1	61	9	63

Atlanta Vibe							Omaha Supernovas											
Set	Atts	K	E	Eff	S0%	PS%	1st Attack After Positive Reception (#+)				Set	Atts	K	E	Eff	S0%	PS%	
1	35	11	3	.143	50%	13%	Pts	E	E	Pts	1	37	15	4	.243	57%	25%	
2	36	5	6	-.083	26%	0%	16	3	2	18	2	38	16	1	.368	89%	40%	
3	37	15	5	.216	63%	40%	1st Attack After Negative Reception (-!)				3	42	10	1	.119	35%	21%	
4	33	17	2	.394	67%	9%	Pts	E	E	Pts	4	33	13	1	.333	67%	20%	
5							16	5	3	7	5							
							Attack from Dig											
							Pts	E	E	Pts								
							16	8	2	29								
Total	141	48	16	.163	51%	19%					Total	150	54	7	.260	56%	27%	

Top Scorers		Pts	<div><div>n</div>Starting position</div> <div><div>n</div>Starting Setter</div> <div><div></div>Substitutes</div> <div>Atts Attempts</div> <div>Ast Assists</div> <th>BHE</th> <th>Ball Handling Error</th> <th>Eff</th> <th>Efficiency (K-E)/Atts</th> <th colspan="2">Top Scorers</th> <th>Pts</th>	BHE	Ball Handling Error	Eff	Efficiency (K-E)/Atts	Top Scorers		Pts
13	Edmond	18		Blk	Blocks	K	Kills	8	Cooper	19
1	Head	11		D	Digs (Create)	K%	Kills/Attempts	5	Nuneviller	13
22	Louis	10		PS%	Point Scoring % (% won Serving)	Pts	Points	27	Londot	13
Top Defenders		Dig+Blk	S0%	Sideout % (% won Receiving)	GP	Good Pass	Top Defenders		Dig+Blk	
1	Head	16					5	Nuneviller	17	
9	Hentz	14					1	Valentin-An...	14	
Top Blocker		Blks					Top Blocker		Blks	
22	Louis	3					27	Londot	3	

VS

VOLLEYSTATION




 Match Box Score 02/16/2025	 Omaha Supernovas				3 0	Set	Duration	Partial Score	Score
						1	00:29	8-6, 16-11, 21-16	25-21
						2	00:23	8-3, 16-9, 21-16	25-19
						3	00:24	8-2, 16-9, 21-13	25-18
						4			
Match		Location	Time	8:37 pm					
Arena		Date	02/16/2025	Attendance					

Omaha Supernovas		Set					Attack					Assist		Serve		Pass		Dig	Block	Pts
		1	2	3	4	5	Atts	K	E	Eff	K%	Ast	BHE	Ace	E	GP	E	#	+	+
01	Valentin-Anderson Natalia	3	3	3			5	3	1	.400	60%	34	1	.	1	.	.	10	.	3
05	Nuneviller Brooke	1	1	1			22	9	.	.409	41%	.	.	1	1	7%	.	11	.	10
08	Cooper Reagan	4	4	4			18	10	2	.444	56%	.	.	.	2	3%	1	6	1	11
09	Podraza Mac						3	1	.	.
10	L Gómez Camila						2	.	.	.	17%	.	9	.	.
11	Payne Kelsie						4	2	.	.500	50%	1	.	2
14	Batenhorst Ally						3	.	.	.	0%	1%
17	Awoleye Phoebe						1	.	.
20	L Whitten Allison					
21	Onabanjo Toyosi						3	3	.	1.000	100%	3
22	Krause Lindsay						2	.	.	.	0%	.	.	.	1	1%
23	Hord Kaitlyn	5	5	5			11	3	1	.182	27%	1	4	7
27	Londot Emily	6	6	6			27	7	3	.111	26%	.	.	.	2	.	.	8	3	10
28	Caffey Kayla	2	2	2			12	5	.	.250	42%	.	.	1	1	.	.	1	2	8
Team Total							107	42	7	.299	39%	39	1	2	8	29%	1	49	10	54

San Diego Mojo		Set					Attack					Assist		Serve		Pass		Dig	Block	Pts
		1	2	3	4	5	Atts	K	E	Eff	K%	Ast	BHE	Ace	E	GP	E	#	+	+
01	Jones Rainelle	3	4	4			9	2	1	-.111	22%	.	.	.	3	.	1	1	.	2
02	L Venegas Medina Shara Marie						2	.	.	.	4%	.	14	.	.
07	Stone Ronika	6	1	1			9	2	1	.111	22%	1	1	2	4
08	Dahlke Kendra	2	3				10	2	.	20%	.	.	.	2	3%	1	3	1	3	
10	Moore Jenaisya					
16	Hiapo Kamaile						3%	.	1	.	.
19	Lee Da-yeong	1	2				1	.	.	.	0%	11	1	3	.	.
23	McGhee Elise						4	1	.	.250	25%	.	.	.	1	1
24	Sponcil Sarah						4	2	.	.500	50%	20	4	.	2
26	Blackwell Leyla						4	2	.	.250	50%	1	.	2
28	Lund Kayla	5	6	6			25	10	.	.320	40%	1	.	1	2	12%	.	9	.	11
30	Robinson Devyn					
31	Tabron Maya						26	9	4	.115	35%	1	1	.	1	4%	.	5	.	9
32	Page Lauren	4	5	5			19	7	2	.211	37%	.	.	.	2	.	.	3	.	7
Team Total							111	37	8	.171	33%	36	2	1	11	26%	2	45	3	41

Omaha Supernovas							San Diego Mojo										
Set	Atts	K	E	Eff	S0%	PS%	1st Attack After Positive Reception (#+)				Set	Atts	K	E	Eff	S0%	PS%
1	40	17	4	.275	56%	42%	Pts	E	E	Pts	1	33	10	.	.212	38%	18%
2	30	12	2	.300	60%	32%	10	2	2	13	2	30	10	3	.133	40%	21%
3	37	13	1	.324	56%	33%	1st Attack After Negative Reception (-!)				3	48	17	5	.167	58%	16%
4							Pts	E	E	Pts	4						
5							8	0	2	8	5						
							Attack from Dig				5						
							Pts	E	E	Pts							
							24	5	4	16							
Total	107	42	7	.299	57%	36%					Total	111	37	8	.171	46%	18%

Top Scorers		Pts	<div>n</div> Starting position	BHE	Ball Handling Error	Eff	Efficiency (K-E)/Atts	Top Scorers		Pts
8	Cooper	11	<div>n</div> Starting Setter	Blk	Blocks	K	Kills	28	Lund	11
5	Nuneviller	10	<div>□</div> Substitutes	D	Digs (Create)	K%	Kills/Attempts	31	Tabron	9
27	Londot	10	Atts	PS%	Point Scoring % (% won Serving)	Pts	Points	32	Page	7
			Ast	S0%	Sideout % (% won Receiving)	GP	Good Pass			
Top Defenders		Dig+Blk						Top Defenders		Dig+Blk
5	Nuneviller	10						2	Venegas M...	13
1	Valentin-An...	9						7	Stone	7
Top Blocker		Blks						Top Blocker		Blks
23	Hord	4						7	Stone	2



 Match Box Score 02/20/2025	 San Diego Mojo				1	Set	Duration	Partial Score	Score
						1	00:28	8-7, 16-15, 21-18	25-22
	 Omaha Supernovas				3	2	00:26	5-8, 13-16, 17-21	20-25
						3	00:24	6-8, 11-16, 16-21	16-25
						4	00:32	8-5, 16-12, 21-20	27-29
						5			
Match 044 Location Time 10:05 pm Arena Date 02/20/2025 Attendance									

San Diego Mojo		Set					Attack					Assist		Serve		Pass		Dig	Block	Pts
		1	2	3	4	5	Atts	K	E	Eff	K%	Ast	BHE	Ace	E	GP	E	#	+	+
01		Jones Rainelle	3	4			6	1	.	.167	17%	1	.	1
02	L	Venegas Medina Shara Marie	□	□	□	□	3	.	.	.	13%	.	22	.	.
07		Stone Ronika	6	1	4	1	21	7	.	.333	33%	1	.	.	1	.	.	4	3	10
08		Dahlke Kendra	2	3	6	3	49	16	5	.163	33%	1	.	1	3	24%	.	12	1	18
10		Moore Jenaisya	5	6	3	6	50	12	6	.040	24%	.	.	.	1	10%	1	11	2	14
11		Basa Yeliz				
16		Hiapo Kamaile				□	1%	.	2	.	.
19		Lee Da-yeong	1	2	5	2	3	1	.	.333	33%	43	1	1	.	.	.	14	1	3
24		Sponcil Sarah				
26		Blackwell Leyla		□	1	4	8	3	1	.250	38%	.	.	1	2	.	.	5	3	7
28		Lund Kayla				
30		Robinson Devyn				
31		Tabron Maya				
32		Page Lauren	4	5	2	5	36	11	1	.194	31%	.	1	12	1	12
Team Total							173	51	13	.150	29%	48	2	3	7	48%	1	83	11	65

Omaha Supernovas		Set					Attack					Assist		Serve		Pass		Dig	Block	Pts		
		1	2	3	4	5	Atts	K	E	Eff	K%	Ast	BHE	Ace	E	GP	E	#	+	+		
01		Valentin-Anderson	Natalia	3	3	3	3		5	4	.	.800	80%	48	2	.	2	.	.	13	1	5
05		Nuneviller	Brooke	1	1	1	1		44	16	4	.227	36%	2	.	.	1	9%	.	19	.	16
08		Cooper	Reagan	4	4	4	4		45	10	1	.111	22%	.	.	1	1	12%	1	9	.	11
09		Podraza	Mac					
10	L	Gómez	Camila						4	.	.	.	21%	2	17	.	.
11		Payne	Kelsie						1
14		Batenhorst	Ally					
17		Awolaye	Phoebe					
20	L	Whitten	Allison					
21		Onabanjo	Toyosi					
22		Krause	Lindsay					
23		Hord	Kaitlyn	5	5	5	5		17	9	.	.529	53%	1	.	.	1	.	.	3	6	15
27		Londot	Emily	6	6	6	6		50	18	5	.180	36%	1	.	.	1	.	.	11	4	22
28		Caffey	Kayla	2	2	2	2		13	5	.	.308	38%	.	.	.	1	1%	.	2	1	6
Team Total									174	62	10	.236	36%	56	2	1	8	43%	3	74	12	75

San Diego Mojo							Omaha Supernovas											
Set	Atts	K	E	Eff	S0%	PS%	1st Attack After Positive Reception (#+)					Set	Atts	K	E	Eff	S0%	PS%
1	50	15	5	.160	55%	24%	Pts	E	E	Pts	1	45	11	5	.089	43%	14%	
2	45	12	2	.111	55%	15%	23	5	1	22	2	37	14	1	.297	61%	32%	
3	33	7	2	.061	36%	24%	1st Attack After Negative Reception (-!)					3	38	15	.	.289	60%	42%
4	45	17	4	.244	62%	15%	Pts	E	E	Pts	4	54	22	4	.278	69%	21%	
5							8	1	2	9	5							
							Attack from Dig											
							Pts	E	E	Pts	Total	174	62	10	.236	59%	27%	
Total	173	51	13	.150	52%	19%	20	7	7	31								




Top Scorers		Pts
8	Dahlke	18
10	Moore	14
32	Page	12
Top Defenders		Dig+Blk
2	Venegas M...	19
19	Lee	14
Top Blocker		Blks
7	Stone	3

 Starting position
 Starting Setter
 Substitutes
Atts Attempts
Ast Assists

BHE Ball Handling Error
Blk Blocks
D Digs (Create)
PS% Point Scoring % (% won Serving)
S0% Sideout % (% won Receiving)

Eff Efficiency (K-E)/Atts
K Kills
K% Kills/Attempts
Pts Points
GP Good Pass

Top Scorers		Pts
27	Londot	22
5	Nuneviller	16
23	Hord	15
Top Defenders		Dig+Blk
5	Nuneviller	19
27	Londot	18
Top Blocker		Blks
23	Hord	6


 Match Box Score 02/27/2025	 Omaha Supernovas		0	Set	Duration	Partial Score	Score
				1	00:25	8-6, 16-12, 21-20	24-26
	 Orlando Valkyries		3	2	00:21	5-8, 10-16, 13-21	18-25
				3	00:29	8-6, 16-14, 21-17	24-26
	Match Arena	Location Date	Time Attendance	4			
		02/27/2025	8:00 pm	5			

Omaha Supernovas		Set					Attack					Assist		Serve		Pass		Dig	Block	Pts
		1	2	3	4	5	Atts	K	E	Eff	K%	Ast	BHE	Ace	E	GP	E	#	+	+
01	Valentin-Anderson Natalia	3	3	3			3	2	.	.667	67%	37	1	6	1	3
05	Nuneviller Brooke	1	1	1			30	11	1	.333	37%	2	.	.	1	10	3	13	.	11
08	Cooper Reagan	4	4	4			32	15	.	.344	47%	1	.	.	1	8	3	4	.	15
09	Podraza Mac					
10	L Gómez Camila						2	.	.	6	2	10	.	.	.
11	Payne Kelsie					
14	Batenhorst Ally					
17	Awoleye Phoebe					
20	Whitten Allison						1
21	Onabanjo Toyosi					
22	Krause Lindsay					
23	Hord Kaitlyn	5	5	5			11	4	1	.273	36%	1	1	4	8
27	Londot Emily	6	6	6			25	11	2	.320	44%	1	.	1	1	.	.	9	1	13
28	Caffey Kayla	2	2	2			8	2	1	.125	25%	.	.	.	1	1	.	2	.	2
Team Total							109	45	5	.321	41%	42	3	1	4	26	8	45	6	52

Orlando Valkyries		Set					Attack					Assist		Serve		Pass		Dig	Block	Pts
		1	2	3	4	5	Atts	K	E	Eff	K%	Ast	BHE	Ace	E	GP	E	#	+	+
03	Guedpard Pornpun	6	5	6			2	.	.	.	0%	43	.	.	1	.	.	4	.	.
04	Schwan Courtney	4	3	4			20	6	1	.150	30%	1	.	1	.	12	.	9	.	7
05	L Murphy Georgia						1	.	.	.	8	.	4	.	.
06	Abercrombie Brittany	3	2	3			42	24	.	.524	57%	13	1	25
08	Vander Weide Lindsey					
10	Scully Shannon						1
11	Brown Kaz	5	4	5			16	9	.	.563	56%	.	.	3	2	2	.	4	3	15
13	Foster Natalie	2	1	2			14	4	2	.071	29%	1	.	3	4	.	.	4	.	7
14	Anae Adora	1	6	1			20	7	2	.200	35%	1	.	1	1	16	.	4	1	9
15	Hansen Abby					
18	L Iosia Nalani						1	.	.
19	Grote Lydia						1
21	Olson Erin					
22	Sis Norah						1	.	1	.	.
Team Total							114	50	5	.342	44%	48	.	8	8	39	1	44	5	63

Omaha Supernovas							Orlando Valkyries											
Set	Atts	K	E	Eff	S0%	PS%	1st Attack After Positive Reception (#+)				Set	Atts	K	E	Eff	S0%	PS%	
1	33	14	1	.333	40%	32%	Pts	E	E	Pts	1	38	17	3	.316	52%	36%	
2	27	13	2	.333	43%	28%	8	2	2	20	2	25	13	.	.480	63%	40%	
3	49	18	2	.306	54%	32%	1st Attack After Negative Reception (-)				3	51	20	2	.294	60%	28%	
4							Pts	E	E	Pts	4							
5							12	1	0	9	5							
							Attack from Dig											
							Pts	E	E	Pts								
							25	2	3	21								
Total	109	45	5	.321	46%	31%					Total	114	50	5	.342	58%	35%	

Top Scorers		Pts	<div>n</div> Starting position	BHE	Ball Handling Error	Eff	Efficiency (K-E)/Atts	Top Scorers		Pts
8	Cooper	15	<div>n</div> Starting Setter	Blk	Blocks	K	Kills	6	Abercrombie	25
27	Londot	13	<div>⏏</div> Substitutes	D	Digs (Create)	K%	Kills/Attempts	11	Brown	15
5	Nuneviller	11	Atts	PS%	Point Scoring % (% won Serving)	Pts	Points	14	Anae	9
Top Defenders		Dig+Blk	Ast	SO%	Sideout % (% won Receiving)	GP	Good Pass	Top Defenders		Dig+Blk
5	Nuneviller	11						4	Schwan	10
10	Gómez	8						6	Abercrombie	8
Top Blocker		Blks						Top Blocker		Blks
23	Hord	4						11	Brown	3

<div><div><div>Columbus Fury</div><div>Omaha Supernovas</div></div></div> <div>Match Box Score 03/05/2025</div>				0	Set	Duration	Partial Score	Score
					1	00:23	2-8, 10-16, 15-21	17-25
				3	2	00:24	8-5, 15-16, 17-21	17-25
					3	00:30	8-7, 16-13, 19-21	23-25
					4			
Match		054	Location	Time		7:00 pm		
Arena		Date	03/05/2025	Attendance				
		03/05/2025						

Columbus Fury		Set					Attack					Assist		Serve		Pass		Dig	Block	Pts
		1	2	3	4	5	Atts	K	E	Eff	K%	Ast	BHE	Ace	E	GP	E	#	+	+
02	Rapacz Izabella	6	1	6			26	8	2	.154	31%	8	2	10
05	Rivera Wilma	3	4	3			2	.	.	.	0%	25	.	.	2	.	.	7	.	.
07	L Georgiades Mary Kate							3	1	.	.	4	1	9	.	.
08	Cox Kaylee	4	5	4			28	11	1	.286	39%	1	.	.	.	15	2	3	3	14
10	Gillen Jill					
11	Dumancic Beta					
12	Stringer Tori							3	2	.	.
14	Leao Janice				5		1	.	.	-1.000	0%	1	1	1
16	Terry Raina	1	2	1			20	6	2	.150	30%	12	2	8	2	8
17	Courtney Lush Megan					
18	Rammelsberg Kaley	5	6				8	3	.	.250	38%	1	.	3
20	Cerame Paula						1	.	2	.	2	.	1
24	Walker Abby	2	3	2			8	5	.	.625	63%	.	.	1	1	6
30	Lewis Morgan						12	1	1	-.083	8%	1	1	2
Team Total							105	34	6	.190	32%	32	1	2	3	33	5	42	9	45

Omaha Supernovas		Set					Attack					Assist		Serve		Pass		Dig	Block	Pts
		1	2	3	4	5	Atts	K	E	Eff	K%	Ast	BHE	Ace	E	GP	E	#	+	+
01	Valentin-Anderson Natalia	3	3	3			3	1	.	.333	33%	40	1	.	1	.	.	9	.	1
05	Nuneviller Brooke	1	1	1			26	11	.	.308	42%	4	.	2	.	10	2	15	.	13
08	Cooper Reagan	4	4	4			32	13	3	.281	41%	.	.	1	2	4	.	7	.	14
09	Podraza Mac					
10	L Gómez Camila							3	.	.	.	18	.	11	.	.
11	Payne Kelsie					
14	Batenhorst Ally					
17	Awoleye Phoebe					
20	L Whitten Allison					
21	Onabanjo Toyosi						1	.	.	.	0%
22	Krause Lindsay						1	.	.
23	Hord Kaitlyn	5	5	5			9	5	.	.444	56%	.	.	.	1	.	.	4	3	8
27	Londot Emily	6	6	6			30	15	1	.367	50%	.	.	1	1	.	.	4	3	19
28	Caffey Kayla	2	2	2			11	6	.	.455	55%	1	.	1	1	.	.	1	2	9
Team Total							112	51	4	.339	46%	48	1	5	6	32	2	52	8	64

Columbus Fury							Omaha Supernovas										
Set	Atts	K	E	Eff	S0%	PS%	1st Attack After Positive Reception (#+)				Set	Atts	K	E	Eff	S0%	PS%
1	31	12	1	.290	52%	11%	Pts	E	E	Pts	1	35	19	2	.429	76%	38%
2	38	10	2	.158	38%	24%	14	2	0	13	2	45	19	1	.378	69%	44%
3	36	12	3	.139	39%	42%	1st Attack After Negative Reception (-)				3	32	13	1	.188	57%	29%
4							Pts	E	E	Pts	4						
5							5	1	1	10	5						
							Attack from Dig										
							Pts	E	E	Pts	Total	112	51	4	.339	66%	37%
Total	105	34	6	.190	43%	27%	15	3	3	28							

Top Scorers		Pts	<div><div>n</div><div>n</div><div>Substitutes</div><div>Atts Attempts</div><div>Ast Assists</div></div>	BHE	Ball Handling Error	Eff	Efficiency (K-E)/Atts	Top Scorers		Pts
8	Cox	14		Blk	Blocks	K	Kills	27	Londot	19
2	Rapacz	10		D	Digs (Create)	K%	Kills/Attempts	8	Cooper	14
16	Terry	8		PS%	Point Scoring % (% won Serving)	Pts	Points	5	Nuneviller	13
				S0%	Sideout % (% won Receiving)	GP	Good Pass	Top Defenders		Dig+Blk
Top Defenders		Dig+Blk								
2	Rapacz	10					5	Nuneviller	16	
16	Terry	9					1	Valentin-An...	14	
Top Blocker		Blks					Top Blocker		Blks	
8	Cox	3					23	Hord	3	



- HONORS & AWARDS
- Athletes Unlimited Best Setter (2021, 2024)
 - NORCECA Championships Best Setter (2021)
 - 4x Puerto Rico League Best Setter (2012, 2013, 2014, 2020)
 - NORCECA Champions Cup Best Setter (2019)
 - French Cup Best Setter (2018)
 - Puerto Rico League MVP (2012)
 - AVCA All-American Honorable Mention (2009)

PREVIOUS PRO TEAMS	
2024	Omaha Supernovas & Athletes Unlimited
2022-23	Cangrejeras de Santurce (P.R.) & Athletes Unlimited
2021-22	Valentianas de Juncos (P.R.) & Athletes Unlimited
2020-21	Sanjuaneras de la Capital (P.R.) & Zanetti Bergamo (Italy)
2019-20	DevelopRes SkyRes Rzeszow (Poland) & Llaneras de Toa Baja (P.R.)
2018-19	Llaneras de Toa Baja (P.R.) & St.-Pahpael Var VB(France)
2017-18	St. Raphael Var VB (France)
2016-17	Leonas de Ponce (P.R.)
2015-16	Leonas de Ponce (P.R.) & Azerrail Baku (Azerbaijan)
2013-15	Leonas de Ponce (P.R.)
2012-13	Leonas de Ponce (P.R.) & Lancheras de Catano (P.R.)
2011-12	Lancheras de Catano (P.R.)
2010-11	Leonas de Ponce (P.R.)
2006-07	Leonas de Ponce (P.R.)

NATALIA

VALENTÍN-ANDERSON

1

16-YEAR PRO • SETTER • 5-8 • CAGUAS, PUERTO RICO • FLORIDA INTERNATIONAL

- OMAHA SUPERNOVAS (2024-PRESENT)
- Split time as the starting setter in 2024.
 - Averaged 8.60 assists and 2.87 digs per set in 21 matches.
 - Named PVF Player of the Week (5/7) after averaging over 12 assists and four digs per set.
 - Featured as No. 2 on SportsCenter's Top 10 Highlights against Vegas on May 6.
- PREVIOUS PRO STOPS
- Played in some of the top leagues in the world including Italy, France, Poland, Azerbaijan and Puerto Rico.
 - Four-time winner of the "Best Setter" award in Puerto Rico league while being named MVP in 2012-13.
 - Named "Best Setter" for the 2018-19 French Cup.

- INTERNATIONAL CAREER
- Member of the Puerto Rico National Team that competed in the 2016 Rio Olympics.
 - Competed with Puerto Rico in three world championships (2014, 2018, 2022).
 - Won three medals at three separate Pan American Cups.
 - Led Puerto Rico to a silver medal at the 2021 NORCECA Championships.

- COLLEGE CAREER
- Played at Florida International from 2007-2010.
 - Was part of the first trio in FIU history to be awarded AVCA All-American honors.
 - Left as the program's all-time leader in assists (4,413) and second in digs (1,100).
 - Three-time All-Sun Belt conference selection.

MATCH-BY-MATCH									
	SP	K	E	TA	PCT	SA	AST	DIG	BLK
Atlanta	5	3	1	6	.333	1	48	18	0
at Grand Rapids	3	4	0	6	.667	1	42	11	0
at Vegas	5	0	2	7	-.286	0	38	15	0
San Diego	4	0	0	3	.000	0	44	21	0
at Columbus	3	0	0	2	.000	0	28	16	0
Columbus	3	1	0	4	.250	0	28	12	3
at Orlando	2	0	1	2	-.500	0	13	6	0
at Indy	3	1	0	2	.500	1	39	11	1
at Atlanta	4	1	1	7	.000	0	38	10	1
San Diego	3	3	1	5	.400	0	34	10	0
at San Diego	4	4	0	5	.800	0	48	13	1
Orlando	3	2	0	3	.667	0	37	6	1
Indy	3	3	0	7	.429	0	29	6	1
at Columbus	3	1	0	3	.333	0	40	9	0
at Indy									
at Orlando									
Indy									
Vegas									
Grand Rapids									
Orlando									
at Vegas									
at San Diego									
Grand Rapids									
Atlanta									
Columbus									
Vegas									
at Grand Rapids									
at Atlanta									
TOTALS	48	23	6	62	.274	3	506	164	8
PER SET	-	0.48	-	1.27	-	0.06	10.54	3.42	0.17



VALERIA
VAZQUEZ GOMEZ #4

ROOKIE • OUTSIDE HITTER • 6-1 • MANATI, PUERTO RICO • PITTSBURGH

OMAHA SUPERNOVAS [2025]

- First professional contract with the Omaha Supernovas signed on December 27, 2024.
- Drafted No. 30 overall in the fourth round of the 2024 PVF Draft by Omaha.

COLLEGE CAREER

- Competed at Pittsburgh (2019-2024) for six seasons.
- Vital contributor in Pittsburgh's four consecutive NCAA National Semifinal Appearances (2021-2024).
- College career totals stand at 1,311 points [2.57 P/S], 1,097 kills [2.11 K/S], 1,031 digs [1.99 D/S], 154 blocks and 131 aces.
- 2.05 kills and 1.93 digs per set with 31 blocks and a career-high 41 aces in her final college season in 2024.
- 2022 AVCA Second Team All-American after posting 2.85 kills and 2.31 digs per set with 40 blocks and 24 aces.
- Three-time All-ACC Selection: First Team in 2022, Second Team in 2024 and 2023.

MATCH-BY-MATCH

	SP	K	E	TA	PCT	SA	AST	DIG	BLK
Atlanta					PRACTICE PLAYER				
at Grand Rapids					PRACTICE PLAYER				
at Vegas					PRACTICE PLAYER				
San Diego					PRACTICE PLAYER				
at Columbus					PRACTICE PLAYER				
Columbus					PRACTICE PLAYER				
at Orlando					PRACTICE PLAYER				
at Indy					PRACTICE PLAYER				
at Atlanta					PRACTICE PLAYER				
San Diego					PRACTICE PLAYER				
at San Diego					PRACTICE PLAYER				
Orlando					PRACTICE PLAYER				
Indy					PRACTICE PLAYER				
at Columbus					PRACTICE PLAYER				
at Indy									
at Orlando									
Indy									
Vegas									
Grand Rapids									
Orlando									
at Vegas									
at San Diego									
Grand Rapids									
Atlanta									
Columbus									
Vegas									
at Grand Rapids									
at Atlanta									

**TOTALS
PER SET**

PREVIOUS PRO TEAMS

2025.....Omaha Supernovas (PVF)

HONORS & AWARDS

- NCAA National Semifinalist [2021-2024]
- AVCA All-American Second Team [2022]
- Volleyballmag.com Fourth Team All-American [2022]
- AVCA All-East Coast Region Team [2024, 2022]
- All-ACC First Team [2022]
- All-ACC Second Team [2023, 2024]
- Preseason All-ACC Team [2023]



HONORS & AWARDS

- PVF All-Star (2025)
- PVF Champion (2024)
- All-PVF First Team (2024)
- AVCA All-American First Team (2022)
- AVCA All-American Second Team (Spring 2021, 2021)
- AVCA All-American Honorable Mention (2018)
- 3x All-Pac-12 Team (Spring 2021, 2021, 2022)
- Pac-12 All-Freshman (2018)
- All-Pac-12 Honorable Mention (2018)

PREVIOUS PRO TEAMS

2025.....Omaha Supernovas
2024.....Omaha Supernovas & Athletes Unlimited
2022-23.....Nilufer Belediyespor (Turkey)

BROOKE

NUNEVILLER

#5

2-YEAR PRO • OUTSIDE HITTER • 5-11 • CHANDLER, ARIZONA • OREGON

- OMAHA SUPERNOVAS (2024-PRESENT)
- Starting OH for Omaha during 2024 season, being named to the All-PVF First Team.
 - Averaged 3.33 Kills (8th in PVF) & 3.32 Digs per set (6th) in 25 matches.
 - Supernovas single-game record for most digs (22).
 - All-time franchise leader in Kills, Attacks, Kills Per Set & Digs.

- PREVIOUS PRO STOPS
- Spent her first pro season after college in Turkey.
 - Placed 3rd overall in her first season at Athletes Unlimited in the fall of 2023.
 - Finished 18th in AU in fall of 2024.

- INTERNATIONAL CAREER
- Member of the 2023 USA National Team.
 - Selected to the Junior National Team in 2018 & 2019.
 - Named to Women's Collegiate National Team in 2018 & 2019.

- COLLEGE CAREER
- Played at Oregon from 2018-2022.
 - Four-time AVCA All-American & Three-time All-Pac-12 Selection in five seasons.
 - Only player in Pac-12 history to record 1,500+ kill and 2,000 digs in playing career.
 - Four-time All-Region selection, including the 2018 Pacific North Freshman of the Year & 2021 Pacific North Payer of the Year.

MATCH-BY-MATCH

	SP	K	E	TA	PCT	SA	AST	DIG	BLK
Atlanta	5	22	9	57	.228	0	2	17	0
at Grand Rapids	3	15	3	34	.353	0	1	19	1
at Vegas	5	18	8	53	.189	0	0	17	3
San Diego	4	22	9	55	.236	0	0	11	2
at Columbus	3	7	5	31	.065	0	0	10	2
Columbus	3	8	4	22	.182	0	0	6	2
at Orlando	3	8	2	28	.214	0	1	12	1
at Indy	3	14	2	31	.387	0	1	10	0
at Atlanta	4	13	3	30	.333	0	1	17	0
San Diego	3	9	0	22	.409	1	0	11	0
at San Diego	4	16	6	44	.227	0	2	19	0
Orlando	3	11	1	30	.333	0	2	13	0
Indy	3	16	4	37	.324	0	1	9	1
at Columbus	3	11	3	26	.308	2	4	15	0
at Indy									
at Orlando									
Indy									
Vegas									
Grand Rapids									
Orlando									
at Vegas									
at San Diego									
Grand Rapids									
Atlanta									
Columbus									
Vegas									
at Grand Rapids									
at Atlanta									
TOTALS	49	190	59	500	.262	3	15	186	12
PER SET	-	3.89	-	10.20	-	0.06	0.31	3.80	0.24



KENDRA
WAIT

#6

ROOKIE • S • 5-10 • GARDNER, KANSAS • CREIGHTON

OMAHA SUPERNOVAS (2025)

- First professional contract with the Supernovas signed on December 23, 2024.
- Drafted No. 37 overall in the fifth round of the 2024 PVF Draft.

COLLEGE CAREER

- One of the most decorated players in Creighton Volleyball history, playing from 2021-2024.
- Ended her career with 4,970 career assists (10.73 A/S), 1,465 digs (3.16 D/S), 507 kills (1.10 K/S), 360 blocks and 85 aces.
- Creighton Volleyball Career Records: 2nd in assists, 3rd in digs, 5th in assists per set and matches played, 11th in digs per set and block assists, and 12th in aces and total blocks.
- Tied for third in program history for most digs in a match with 36.
- First CU player to be a four-time AVCA All-American. Named to the first team in 2024, third team in 2023 and honorable mentions in 2022 and 2021.
- Ended her college career as back-to-back Big East Player and Setter of the Year.
- Four-time All-Big East selection.

- HONORS & AWARDS
- AVCA All-American First Team (2024)
 - AVCA All-American Third Team (2023)
 - AVCA All-American Honorable Mention (2021, 2022)
 - AVCA All-Region Teams (2021-2024)
 - AVCA Player of the Year Semifinalist (Out of 14)
 - AVCA National Player of the Week (Sept. 24, 2024)
 - Volleyball Magazine All-American (2021-2024)
 - Big East Player of the Year (2023, 2024)
 - Big East Setter of the Year (2023, 2024)
 - All-Big East Team (2021-2024)
 - All-Big East Tournament Team (2021-2024)
 - Big East Tournament MVP (2024)

PREVIOUS PRO TEAMS

2025.....Omaha Supernovas (PVF)

MATCH-BY-MATCH									
	SP	K	E	TA	PCT	SA	AST	DIG	BLK
Atlanta	1	0	0	0	-	0	0	0	0
at Grand Rapids				DNP					
at Vegas	2	0	0	0	-	0	7	0	0
San Diego	1	0	0	0	-	0	2	1	0
at Columbus	1	0	0	0	-	0	1	0	0
Columbus				DNP					
at Orlando	2	1	0	3	.333	1	14	8	0
at Indy	3	0	0	0	-	0	0	0	0
at Atlanta				PRACTICE PLAYER					
San Diego				PRACTICE PLAYER					
at San Diego				PRACTICE PLAYER					
Orlando				PRACTICE PLAYER					
Indy				PRACTICE PLAYER					
at Columbus				PRACTICE PLAYER					
at Indy									
at Orlando									
Indy									
Vegas									
Grand Rapids									
Orlando									
at Vegas									
at San Diego									
Grand Rapids									
Atlanta									
Columbus									
Vegas									
at Grand Rapids									
at Atlanta									
TOTALS	10	1	0	3	.333	1	24	9	0
PER SET	-	0.10	-	.30	-	0.10	2.40	0.90	0



- HONORS & AWARDS**
- All-PVF Second Team (2024)
 - PVF Rookie of the Year (2024)
 - AVCA All-American Third Team (2023)
 - All-Big 12 First Team (2023)

PREVIOUS PRO TEAMS

2025.....Omaha Supernovas (PVF)
2024.....Columbus Fury (PVF)

REAGAN

COOPER

8

1-YEAR PRO • OUTSIDE HITTER • 6-2 • ROWLETT, TEXAS • KANSAS/TTU/WSU

- OMAHA SUPERNOVAS (2025)**
- Signed with the Supernovas during free agency after the inaugural 2024 season.
- COLUMBUS FURY (2024)**
- Selected 14th overall by the Fury in the 2023 U.S. College Player Draft
 - Named PVF's Rookie of the Year and All-PVF Second Team in professional debut season.
 - Recorded a team-leading 339 kills (4th in PVF) and 4.13 kills per set (3rd) in 23 matches.
 - 20 or more kills in six matches last season, including a season-high 29 kills which is second-most in PVF history.

- COLLEGE CAREER**
- Competed at Kansas (2023), Texas Tech (2020-2022) and Washington State (2019) in college.
 - Named to AVCA All-American Third Team after posting 3.90 kills per set on a .345 hitting percentage with 41 blocks during her final college season with the Jayhawks.
 - Totaled 702 kills and 118 blocks in her three seasons in Lubbock. Recorded the second-most blocks in her last two years with the Red Raiders.
 - Appeared in 11 matches and 19 sets in her freshman season at Washington State, collecting 39 kills, nine digs and five blocks.

MATCH-BY-MATCH

	SP	K	E	TA	PCT	SA	AST	DIG	BLK
Atlanta	3	8	6	33	.061	1	0	8	1
at Grand Rapids	3	16	4	44	.273	1	1	12	1
at Vegas	4	13	4	43	.209	2	0	6	1
San Diego	3	9	2	27	.259	1	0	7	0
at Columbus	3	14	3	28	.393	2	0	9	0
Columbus	3	8	1	18	.389	1	0	10	2
at Orlando	3	10	4	35	.171	0	0	4	0
at Indy	3	12	2	29	.345	1	0	6	0
at Atlanta	4	18	3	42	.357	0	2	2	1
San Diego	3	10	2	18	.444	0	0	6	1
at San Diego	4	10	5	45	.111	1	0	9	0
Orlando	3	15	4	32	.344	0	1	4	0
Indy	3	10	2	26	.308	0	0	4	1
at Columbus	3	13	4	32	.281	1	0	7	0
at Indy									
at Orlando									
Indy									
Vegas									
Grand Rapids									
Orlando									
at Vegas									
at San Diego									
Grand Rapids									
Atlanta									
Columbus									
Vegas									
at Grand Rapids									
at Atlanta									
TOTALS	45	166	46	452	.265	11	4	94	8
PER SET	-	3.69	-	10.04	-	0.24	0.09	2.09	0.18



MAC

PODRAZA

#9

1-YEAR PRO • SETTER • 6-2 • SUNBURY, OHIO • PENN STATE / OHIO STATE

- OMAHA SUPERNOVAS (2025)**
 - Signed with the Supernovas during free agency after the inaugural 2024 season.
- GRAND RAPIDS RISE (2024)**
 - Signed with the Rise as an undrafted free agent after the 2023 U.S. College Player Draft.
 - Split time at setter with Ashley Evans, recording 161 assists, 49 digs, 11 blocks and seven kills in 19 matches.
 - Season-high 33 assists and four blocks in a five-set loss to Omaha (4/26).
 - Racked up double-digit assists in six matches.
- COLLEGE CAREER**
 - Competed at Penn State (2023) and Ohio State (2019-2022).
 - Finished five-year college career with 5,237 assists (37.4 per match), 1,035 digs, 325 kills, 314 blocks and 57 aces in 140 matches.
 - Tallied 10.39 assists and 2.15 digs per set with 73 blocks and 14 aces in her final season with Penn State. She was also named to the All-Big Ten First Team.
 - Three-time AVCA All-American selection with Ohio State, being named to the second team in 2022, third team in 2021 and honorable mention in the spring of 2021.
 - Named Big Ten Setter of the Year in 2022.
 - Four-time All-Big Ten First Team selection from the spring of 2021 through 2023.

- HONORS & AWARDS**
- AVCA All-American Second Team (2022)
 - Big Ten Setter of the Year (2022)
 - All-Big Ten First Team (2023, 2022, 2021, Spring 2021)
 - AVCA All-American Third Team (2021)
 - AVCA All-American Honorable Mention (Spring 2021)

PREVIOUS PRO TEAMS	
2025.....	Omaha Supernovas (PVF)
2024.....	Grand Rapids Rise (PVF)

MATCH-BY-MATCH										
	SP	K	E	TA	PCT	SA	AST	DIG	BLK	
Atlanta										PRACTICE PLAYER
at Grand Rapids										PRACTICE PLAYER
at Vegas										PRACTICE PLAYER
San Diego										PRACTICE PLAYER
at Columbus										PRACTICE PLAYER
Columbus										PRACTICE PLAYER
at Orlando										PRACTICE PLAYER
at Indy										DNP
at Atlanta	1	0	0	1	.000	0	5	2	0	
San Diego	1	0	0	0	-	0	3	1	0	
at San Diego										DNP
Orlando										DNP
Indy										DNP
at Columbus										DNP
at Indy										
at Orlando										
Indy										
Vegas										
Grand Rapids										
Orlando										
at Vegas										
at San Diego										
Grand Rapids										
Atlanta										
Columbus										
Vegas										
at Grand Rapids										
at Atlanta										
TOTALS	2	0	0	1	.000	0	8	3	0	
PER SET	-	0	-	-	-	0	4.00	1.50	0	



CAMILA

GÓMEZ

#10

4-YEAR PRO • LIBERO • 5-2 • CALI, COLOMBIA • TEXAS A&M / MIAMI DADE COLLEGE

- OMAHA SUPERNOVAS (2025)**
 - Signed with the Supernovas during free agency after the inaugural 2024 season.
- GRAND RAPIDS RISE (2024)**
 - Recorded 187 digs and 38 assists in PVF inaugural season, appearing in 21 of 26 matches with 12 starts and 71 total sets.
 - Totaled double-digit digs in 11 out of the 12 outings she started, including a season-high 20 against Omaha on April 26.
- PREVIOUS PRO STOPS**
 - EC Pinheiros (Brazil, 2022-23): Won the Copa Sao Paulo and runner-up in the Paulista Championship.
 - Sesc-RJ/Flemengo (Brazil, 2020-21): Helped the team win the Carioca Championship and second in the Troféu Super Volei.
- INTERNATIONAL CAREER**
 - Has collected 11 medals as part of the Colombian National Team.
 - Claimed a silver medal at the 2022 Pan-American Cup and a bronze medal in 2019 at the same event. Added another silver medal to her career total at the 2019 Pan-American Games.
 - Gómez has won 20 Best Libero, Digger or Receiver awards in international competitions.
- COLLEGE CAREER**
 - Competed at Texas A&M (2019) and Miami Dade College (2016-17) for her college career.
 - Started in all 31 matches in her final college season at A&M, leading the team in digs (470) and digs per set (3.92).
 - Both marks made the Texas A&M record books with her season digs total 5th all-time and her digs per set 11th. Her 470 digs is also the second-most in a single-season in the rally scoring era with her digs per set fourth. Plus, her 3.92 digs per set career mark is second all-time in the rally scoring era.
 - Led Miami Dade College to back-to-back NJCAA national championships, earning NJCAA All-Tournament honors as a sophomore.

- HONORS & AWARDS**
- PVF All-Star (2025)
 - Pan American Cup Best Digger (2013, 2014, 2019, 2023)
 - Pan American Cup Best Libero (2014, 2024)
 - Pan American Cup Best Receiver (2013, 2014)
 - Pan American Games Best Libero (2019, 2023)
 - Pan American Games Best Digger (2019)
 - Pan American Games Best Receiver (2019)
 - South American Championships Best Libero (2010, 2014, 2015, 2016, 2017)
 - South American Championships Best Digger (2017)
 - South American Olympic Qualification Best Libero (2016).
 - Carioca Championship Best Digger & Libero (2021)

PREVIOUS PRO TEAMS	
2025.....	Omaha Supernovas (PVF)
2024.....	Grand Rapids Rise (PVF)
2022-23.....	EC Pinheiros (Brazil)
2020-21	Sesc-RJ/Flamengo (Brazil)
2014-16	Vallecaucana (Columbia)
2013-14	CSU Medicina Targu Mures (Romania)

MATCH-BY-MATCH									
	SP	K	E	TA	PCT	SA	AST	DIG	BLK
Atlanta	5	0	0	0	-	-	5	31	-
at Grand Rapids	3	0	0	0	-	-	3	12	-
at Vegas	5	0	0	0	-	-	3	19	-
San Diego	4	0	0	0	-	-	8	9	-
at Columbus	3	0	0	0	-	-	3	8	-
Columbus	3	0	0	0	-	-	3	9	-
at Orlando	3	0	0	0	-	-	3	17	-
at Indy	3	0	0	0	-	-	3	14	-
at Atlanta	4	0	0	0	-	-	3	12	-
San Diego	3	0	0	0	-	-	2	9	-
at San Diego	4	0	0	0	-	-	4	17	-
Orlando	3	0	0	0	-	-	0	10	-
Indy	3	0	0	0	-	-	4	7	-
at Columbus	3	0	0	0	-	-	3	11	-
at Indy									
at Orlando									
Indy									
Vegas									
Grand Rapids									
Orlando									
at Vegas									
at San Diego									
Grand Rapids									
Atlanta									
Columbus									
Vegas									
at Grand Rapids									
at Atlanta									
TOTALS	49	0	0	0	-	-	47	185	0
PER SET	-	0	-	0	-	-	0.96	3.78	0



KELSIE
PAYNE

#11

6-YEAR PRO • OPP • 6-3 • AUSTIN, TEXAS • KANSAS

- OMAHA SUPERNOVAS (2025)**
 - Signed with the Supernovas during free agency after a season in Italy.
- ATHLETES UNLIMITED (2024)**
 - Finished 27th overall in her first pro volleyball season in the United States.
 - Averaged 2.41 kills per set on a .240 hitting percentage with 2.34 digs per set and 10 blocks.
- PREVIOUS PRO STOPS**
 - Città Di Messina (2023-24): Third in the Italian Cup A2 and fourth in Italian Serie A2 in her lone season in Italy.
 - EC Pinheiros (2018-19): Helped the team win the Copa Sao Paulo.
- INTERNATIONAL CAREER**
 - One of 12 players to compete for the U.S. Women's National Team at the 2016 Pan American Cup to which they won a bronze medal.
 - Captured the gold medal as part of the U.S. Collegiate National Team-Europe in the 13th European Global Challenge.
- COLLEGE CAREER**
 - One of the best players to compete at Kansas (2014-2017) in program history.
 - Ended her career as the school record holder in career kills (1,510), kills per set (3.63) and hitting percentage (.334). She was second in career points per set (4.15) as well as total career blocks (351).
 - One of three Jayhawks all-time to have at least 1,300 career kills and 300 blocks.
 - Became a three-time AVCA All-American while being coached by current Supernovas head coach Laura "Bird" Kuhn which included a spot on the first team in 2015 and 2016.
 - First Kansas player to be named Big 12 Player of the Year in 2016 after averaging 3.98 kills, 1.99 digs and 0.98 blocks per set.
 - Also se the KU record for single-season kills with 496 during the 2015 campaign, which ended with the Jayhawks in the Final Four.

- HONORS & AWARDS
- AVCA All-American First Team (2015, 2016)
 - AVCA All-American Third Team (2017)
 - Big 12 Player of the Year (2016)
 - All-Big 12 First Team (2015, 2016, 2017)
 - All-Big 12 Freshman Team (2014)
 - AVCA All-Midwest Region First Team (2015, 2016, 2017)
 - NCAA Championship All-Tournament Team (2015)
 - Big 12 Preseason Player of the Year (2016, 2017)

PREVIOUS PRO TEAMS	
2025.....	Omaha Supernovas (PVF)
2023-24.....	Athletes Unlimited (U.S.) & Città Di Messina (Italy)
2022-23.....	Sigorta Shop (Turkey)
2020-22	Gimcheon Korea Expressway Hi-Pass (South Korea)
2019-20.....	VC Kanti Schaffhausen (Switzerland)
2018-19.....	EC Pinheiros (Brazil)

MATCH-BY-MATCH									
	SP	K	E	TA	PCT	SA	AST	DIG	BLK
Atlanta	5	6	5	39	.026	0	0	9	4
at Grand Rapids	3	7	6	29	.034	0	0	5	0
at Vegas	5	7	4	30	.100	0	0	6	2
San Diego	1	1	0	2	.500	0	0	0	0
at Columbus	3	8	3	26	.192	1	1	9	1
Columbus	3	5	0	17	.294	0	0	6	1
at Orlando	2	4	3	12	.083	1	0	4	0
at Indy	DNP								
at Atlanta	1	1	1	4	.000	0	0	2	0
San Diego	1	2	0	4	.500	0	0	1	0
at San Diego	2	0	0	0	-	0	0	0	0
Orlando	DNP								
Indy	DNP								
at Columbus	DNP								
at Indy									
at Orlando									
Indy									
Vegas									
Grand Rapids									
Orlando									
at Vegas									
at San Diego									
Grand Rapids									
Atlanta									
Columbus									
Vegas									
at Grand Rapids									
at Atlanta									
TOTALS	26	41	22	163	.117	2	1	42	8
PER SET	-	1.58	-	6.27	-	0.08	0.04	1.62	0.31



ALLY

BATENHORST

#14

ROOKIE • OUTSIDE HITTER • 6-5 • HOUSTON, TEXAS • USC / NEBRASKA

OMAHA SUPERNOVAS (2025)

• Selected No. 15 overall in the second round by the Supernovas in the 2024 PVF Draft.

COLLEGE CAREER

• Spent her last season of college at USC (2024) after three seasons at Nebraska (2021-2023) under John Cook.

• Broke out at USC as a six-rotation attacker, leading the team in points (563.5), kills per set (3.94) and kills (481). Batenhorst also added 2.11 digs per set, 96 blocks and 30 aces which were all second on the team.

• Appeared in at least 26 matches in every season at Nebraska, totaling 84 career matches and 245 sets played across three seasons.

• Totaled 606 career points (2.47 P/S), 535 kills (2.18 K/S), 184 digs and 120 total blocks in three years at NU.

• Batenhorst had her best season as a junior at Nebraska with 2.25 kills per set and 52 total blocks.

• Arrived at Nebraska as the No. 3 overall prospect in the 2021 class, winning the Gatorade National Player of the Year for the 2020-2021 season.

• Played club for the Houston Juniors, leading the team to a gold medal at the 2016 USAV National Championships.

• Won the gold medal at the 2018 NORCECA Championships with the USA U18 National Team. Also competed with the 2020 U.S. Women's National Training Team and 2019 U18 Training Team.

• Ally's mother, Susan, attended Nebraska, and her father, Kurt, played basketball and ran track at Nebraska Wesleyan.

- HONORS & AWARDS
- AVCA All-American Honorable Mention (2024)
- All-Big Ten First Team (2024)
- NCAA National Runner-Up (2023)
- NCAA Louisville Regional All-Tournament Team (2022)

PREVIOUS PRO TEAMS

2025.....Omaha Supernovas (PVF)

MATCH-BY-MATCH									
	SP	K	E	TA	PCT	SA	AST	DIG	BLK
Atlanta	3	6	1	21	.238	0	0	3	0
at Grand Rapids	1	3	0	5	.600	0	0	1	0
at Vegas	3	4	3	9	.111	0	0	2	0
San Diego	4	12	6	40	.150	0	0	2	0
at Columbus				DNP					
Columbus	1	2	1	9	.111	0	0	0	0
at Orlando				DNP					
at Indy				DNP					
at Atlanta				DNP					
San Diego	1	0	0	3	.000	0	0	0	0
at San Diego				DNP					
Orlando				DNP					
Indy				DNP					
at Columbus				DNP					
at Indy									
at Orlando									
Indy									
Vegas									
Grand Rapids									
Orlando									
at Vegas									
at San Diego									
Grand Rapids									
Atlanta									
Columbus									
Vegas									
at Grand Rapids									
at Atlanta									
TOTALS	13	27	11	87	.184	0	0	8	0
PER SET	-	2.08	-	3.22	-	0	0	0.62	0



PHOEBE

AWOLEYE

#17

ROOKIE • MB • 6-2 • MARIETTA, GA. • MINNESOTA / LMU / GEORGIA

OMAHA SUPERNOVAS (2025)

• Signed with the Supernovas as an undrafted free agent on December 23, 2024.

COLLEGE CAREER

• Played at Minnesota (2023-2024), Loyola Marymount (2022) and Georgia (2020-2021) in her five-year college career.

• Had her best season as a graduate student in 2024, finishing with 1.48 blocks per set (173 total) which was No. 2 in the Big Ten, No. 10 in the country and No. 6 all-time for a single-season in Minnesota volleyball history. She also added 114 kills (0.97 K/S) on a .281 clip.

• Her 1.64 blocks per set during Big Ten play in 2024 was No. 1 in the storied volleyball conference.

• Tied the Minnesota school single-match record with 14 blocks vs. Maryland on October 12, 2024.

• Recorded 141 total blocks (1.34 B/S) with 0.81 kills per set as a senior for the Golden Gophers in 2023.

• Tallied 2.13 kills per set (.379 hitting percentage) and 1.39 blocks per set during her lone season at LMU, garnering First Team All-West Coast Conference honors.

• As a sophomore in 2021 at Georgia, Awolleye was one of two Bulldogs to play and start in all 29 matches.

• Posted 171 kills (1.53 K/S) on a .309 hitting percentage with 122 total blocks (1.09 B/S) in 2021.

• 2020 SEC All-Freshman Team selection in her debut season, slamming down 66 kills on a .219 clip with a team-leading 63 blocks in 18 matches played.

• Her 1.05 blocks per set mark in 2020 was fifth in the SEC.

- HONORS & AWARDS
- AVCA All-Northwest Region Team (2024)
 - All-Big Ten Second Team (2024)
 - Pacific South All-Region Honorable Mention (2022)
 - All-WCC First Team (2022)
 - SEC All-Freshman Team (2020-21)

PREVIOUS PRO TEAMS

2025.....Omaha Supernovas (PVF)

	SP	K	E	TA	PCT	SA	AST	DIG	BLK
Atlanta				DNP					
at Grand Rapids				DNP					
at Vegas				DNP					
San Diego				DNP					
at Columbus				DNP					
Columbus	1	0	0	2	.000	0	0	0	0
at Orlando	1	0	0	0	-	0	0	1	1
at Indy				DNP					
at Atlanta	1	2	0	2	1.000	0	0	0	0
San Diego	1	0	0	0	-	0	0	1	0
at San Diego				DNP					
Orlando				DNP					
Indy				DNP					
at Columbus				DNP					
at Indy									
at Orlando									
Indy									
Vegas									
Grand Rapids									
Orlando									
at Vegas									
at San Diego									
Grand Rapids									
Atlanta									
Columbus									
Vegas									
at Grand Rapids									
at Atlanta									
TOTALS	4	2	0	4	.500	0	0	2	1
PER SET	-	0.50	0	-	-	0	0	0.50	0.25



- HONORS & AWARDS**
- Big East Defensive Player of the Week (2022)
 - OVC Commissioner's Honor Roll (2018-2021)

ALLISON
WHITTEN

#20

ROOKIE • L • 5-7 • SIMPSONVILLE, SC • CREIGHTON / MOREHEAD STATE

- OMAHA SUPERNOVAS (2025)**
- Signed with the Supernovas during the free agency period.
 - Competed with the Atlanta Vibe during Training Camp prior to the 2024 inaugural PVF season.
- COLLEGE CAREER**
- Played at Creighton (2022) and Morehead State (2018-2021) during her five-year college career.
 - Ended her college career with 2,289 digs (4.27 D/S), 258 assists and 121 aces
 - Finished her college career ranked sixth among active players with 2,289 career digs.
 - Was the Bluejays starting libero for the 2022 season, helping CU to a share of the Big East conference title and a NCAA Tournament berth.
 - Recorded 3.92 digs per set in 119 sets, reaching double figures in all but six matches.
 - Four-year starting libero for Morehead State, tallying 1,823 career digs with the Eagles and a 4.37 digs per set mark in four seasons.
 - Became the 27th member of Morehead State's 1,000-dig club.
 - Her 577 digs in her final season with the Eagles ranked inside the top five for most digs in a single campaign in program history.

MATCH-BY-MATCH									
	SP	K	E	TA	PCT	SA	AST	DIG	BLK
Atlanta				DNP					
at Grand Rapids				DNP					
at Vegas				DNP					
San Diego	4	0	0	0	-	0	0	1	0
at Columbus	2	0	0	0	-	0	1	3	0
Columbus	2	0	0	0	-	0	0	1	0
at Orlando	3	0	0	0	-	0	0	0	0
at Indy				DNP					
at Atlanta	1	0	0	0	-	0	0	0	0
San Diego				DNP					
at San Diego				DNP					
Orlando	3	0	0	0	-	0	0	0	0
Indy				DNP					
at Columbus				DNP					
at Indy									
at Orlando									
Indy									
Vegas									
Grand Rapids									
Orlando									
at Vegas									
at San Diego									
Grand Rapids									
Atlanta									
Columbus									
Vegas									
at Grand Rapids									
at Atlanta									
TOTALS	15	0	0	0	-	0	1	5	0
PER SET	-	0	-	0	-	0	0.07	0.33	0



TOYOSI
ONABANJO

#21

ROOKIE • MIDDLE BLOCKER • 6-1 • HOUSTON, TEXAS • KANSAS / IOWA

- OMAHA SUPERNOVAS (2025)
- Signed first professional contract with the Supernovas on December 23, 2024.
 - Drafted No. 8 overall in the first round of the 2024 PVF Draft.
- COLLEGE CAREER
- Competed at Kansas (2023-2024) and Iowa (2021-2022) in her four-year college career.
 - Ended her career with 872.5 points, 670 kills (1.93 K/S), 300 blocks and 35 aces in 100 career matches.
 - Broke out as a senior, being named an AVCA All-American Honorable Mention and All-Big 12 First Team.
 - Had an explosive 2024 season, posting 2.58 kills per set and 1.23 blocks per set. Her .409 season hitting percentage was ranked No. 2 in the Big 12 and was a top-15 mark in the country.
 - Ended her junior season at Kansas with 1.82 kills per set and 107 total blocks.
 - Appeared in 42 career matches at Iowa in her first two college seasons, recording 209 kills and 61 blocks.

- HONORS & AWARDS
- AVCA All-American Honorable Mention (2024)
 - All-Big 12 First Team (2024)

PREVIOUS PRO TEAMS

2025.....Omaha Supernovas (PVF)

MATCH-BY-MATCH										
	SP	K	E	TA	PCT	SA	AST	DIG	BLK	
Atlanta				DNP						
at Grand Rapids				DNP						
at Vegas				DNP						
San Diego				DNP						
at Columbus	1	0	0	4	.000	0	0	0	0	
Columbus	2	1	1	3	.000	0	0	0	2	
at Orlando				DNP						
at Indy				DNP						
at Atlanta				DNP						
San Diego	1	3	0	3	1.000	0	0	0	0	
at San Diego				DNP						
Orlando				DNP						
Indy				DNP						
at Columbus	1	0	0	1	.000	0	0	0	0	
at Indy										
at Orlando										
Indy										
Vegas										
Grand Rapids										
Orlando										
at Vegas										
at San Diego										
Grand Rapids										
Atlanta										
Columbus										
Vegas										
at Grand Rapids										
at Atlanta										
TOTALS	5	4	1	11	.273	0	0	0	2	
PER SET	-	0.80	0	2.20	-	0	0	0	0.40	



- HONORS & AWARDS**
- Big Ten All-Freshman Team (2021)
 - NCAA Austin Regional All-Tournament Team (2021)

PREVIOUS PRO TEAMS

2025.....Omaha Supernovas (PVF)

LINDSAY
KRAUSE

#22

ROOKIE • OUTSIDE HITTER • 6-4 • OMAHA, NEBRASKA • NEBRASKA

- OMAHA SUPERNOVAS (2025)**
- Signed first professional contract with the Supernovas on December 23, 2024.
 - Drafted No. 19 overall in the third round of the 2024 PVF Draft.

- COLLEGE CAREER**
- Competed at Nebraska (2021-2024) for all four season of her college career.
 - Finished her college career with 857 points, 2.36 kills per set, 185 total blocks and 24 aces in 102 career matches.
 - Helped Nebraska to two national runners-up finishes and three NCAA National Semifinal Appearances during her four years in Lincoln.
 - Named to the Big Ten All-Freshman Team after posting 2.38 kills per set, 90 blocks and 314.5 points as a full-time starter.

- HIGH SCHOOL**
- An illustrious high school career coming out Omaha Skutt Catholic in which she was the No. 1 overall recruit in the country.
 - Named the 2020 High School National Player of the Year by Volleyballmag.com while being a three-time PrepVolleyball.com All-American and two-time MaxPreps All-American.
 - Played on the 2020 USA Women's Junior NT Training program and U18 National Team.
 - Nebraska Gatorade Volleyball Player of the Year in 2019 and 2020 after leading Skutt to four-straight state titles as well as 1,449 kills and 135 solo blocks in her career.

MATCH-BY-MATCH

	SP	K	E	TA	PCT	SA	AST	DIG	BLK
Atlanta	3	0	0	0	-	0	0	0	0
at Grand Rapids	2	0	0	0	-	0	0	2	0
at Vegas	5	0	0	0	-	0	0	0	0
San Diego	2	6	0	8	.750	0	0	1	0
at Columbus	DNP								
Columbus	DNP								
at Orlando	1	0	0	0	-	0	0	0	0
at Indy	PRACTICE PLAYER								
at Atlanta	2	0	0	0	-	0	0	0	0
San Diego	2	0	0	2	.000	0	0	0	0
at San Diego	3	0	0	0	-	0	0	0	0
Orlando	DNP								
Indy	3	0	0	0	-	1	0	0	0
at Columbus	2	0	0	0	-	0	0	1	0
at Indy									
at Orlando									
Indy									
Vegas									
Grand Rapids									
Orlando									
at Vegas									
at San Diego									
Grand Rapids									
Atlanta									
Columbus									
Vegas									
at Grand Rapids									
at Atlanta									
TOTALS	25	6	0	10	.600	1	0	4	0
PER SET	-	0.24	-	0.40	-	0.04	0	0.16	0



KAITLYN
HORD

#23

2-YEAR PRO • MIDDLE BLOCKER • 6-4 • LEXINGTON, KY • NEBRASKA / PENN STATE

OMAHA SUPERNOVAS (2025)
• Signed with the Supernovas during free agency after the inaugural 2024 season.

COLUMBUS FURY (2024)
• Signed with the Fury as a free agent for the inaugural season, coming over from Romania where she spent her first professional season.
• Played in 22 matches and 72 sets, averaging 1.54 kills and 0.58 blocks per set.
• Recorded 111 total kills on a .332 hitting percentage, which was tied for third overall in the PVF.

COLLEGE CAREER
• Competed at Nebraska (2022) and Penn State (2019-2022) across five seasons.
• In her lone season at Nebraska, Hord led the nation in blocks at 1.61 per set and a career-high 169 total blocks. She also added 1.40 kills per set on a .297 hitting percentage. She was later named to the All-Big Ten Second Team and AVCA All-Region Team.
• Four-time AVCA All-American, three-time All-Big Ten First Team and All-Big Ten Second Team selection at Penn State.
• Finished her five-year college career with 1,558.5 points (3.07 P/S), 1,175 kills (2.31 K/S) and 697 total blocks with a .292 career hitting perecentage.

- HONORS & AWARDS**
- PVF All-Star (2025)
 - AVCA All-American First Team (2019)
 - AVCA All-American Second Team (2021)
 - AVCA All-American Third Team (2020)
 - AVCA All-American Honorable Mention (2018)
 - AVCA All-Region Team (2022, 2021, 2020, 2019, 2018)
 - All-Big Ten First Team (2021, 2020, 2019)
 - All-Big Ten Second Team (2022, 2018)
 - All-Big Ten Freshman Team (2018)

PREVIOUS PRO TEAMS

- 2025.....Omaha Supernovas (PVF)
2024.....Columbus Fury (PVF)
2023.....CSM Volei Alba-Blaj (Romania)

	MATCH-BY-MATCH								
	SP	K	E	TA	PCT	SA	AST	DIG	BLK
Atlanta	5	10	0	18	.556	0	1	2	7
at Grand Rapids	3	3	2	11	.091	0	0	1	2
at Vegas	5	4	1	16	.188	0	0	3	5
San Diego	4	4	0	9	.444	0	0	2	2
at Columbus	3	5	0	9	.556	0	0	3	3
Columbus	2	3	0	6	.500	0	0	1	2
at Orlando	3	0	1	7	-.143	0	0	1	0
at Indy	3	4	0	6	.667	0	0	1	6
at Atlanta	4	4	0	11	.364	0	0	3	2
San Diego	3	3	1	11	.182	0	0	1	4
at San Diego	4	9	0	17	.529	0	1	3	6
Orlando	3	4	1	11	.273	0	1	1	4
Indy	3	2	0	10	.200	0	0	4	2
at Columbus	3	5	1	9	.444	0	0	4	3
at Indy									
at Orlando									
Indy									
Vegas									
Grand Rapids									
Orlando									
at Vegas									
at San Diego									
Grand Rapids									
Atlanta									
Columbus									
Vegas									
at Grand Rapids									
at Atlanta									
TOTALS	48	60	7	151	.351	0	3	30	48
PER SET	-	1.25	-	3.15	-	0	0.06	0.63	1.00



EMILY

LONDOT

#27

ROOKIE • OPPOSITE • 6-3 • UTICA, OH • OHIO STATE

OMAHA SUPERNOVAS (2025)

- Drafted by the Supernovas with the No. 10 overall pick in the second round of the 2024 PVF Draft.

COLLEGE CAREER

- Competed at Ohio State for five seasons (2020-2024), and leaves as one of the best players in program history.
- Londot finished her college career with 2,606.5 points (4.78 P/S), 2,291 kills (4.20 K/S), 1,314 digs (2.41 D/S), 409 total blocks and 86 aces.
- Three-time AVCA All-American, four-time All-Big Ten First Team and All-Big Ten Second Team selection with the Buckeyes.
- Her accolades extend to the AVCA All-Region teams, earning a spot on the Northeast All-Region Team four times and the Midwest All-Region team in 2024.
- Led the Big Ten in kills per set and total kills in 2023. In her last three seasons, Londot was top five in each of the previously mentioned categories.
- Reset her career highs during her fifth and final season in Columbus with 573 total kills (4.34 K/S), 2.68 digs per set, 114 blocks and 34 aces for a grand total of 667 points.
- Burst onto the scene to win the National Freshman of the Year award in 2020 after posting 4.07 kills per set, 2.16 digs per set and 72 blocks for 371 points.

- HONORS & AWARDS
- PVF Player of the Week (3/11/25)
 - AVCA All-American Second Team (2022, 2020)
 - AVCA All-American Honorable Mention (2021)
 - AVCA National Freshman of the Year (2020)
 - AVCA Northeast All-Region (2023, 2022, 2021, 2020)
 - AVCA Midwest All-Region (2024)
 - AVCA Northeast Region Player of the Year (2022)
 - AVCA Northeast Freshman of the Year (2020)
 - All-Big Ten First Team (2024, 2023, 2022, 2020)
 - All-Big Ten Second Team (2021)
 - All-Big Ten Freshman Team (2020)

PREVIOUS PRO TEAMS

2025.....Omaha Supernovas (PVF)

MATCH-BY-MATCH									
	SP	K	E	TA	PCT	SA	AST	DIG	BLK
Atlanta				DNP					
at Grand Rapids				DNP					
at Vegas	2	1	1	7	.000	0	0	0	0
San Diego	1	0	2	5	-.400	0	0	3	0
at Columbus	1	1	0	1	1.000	0	0	0	0
Columbus	1	0	2	4	-.500	0	0	4	0
at Orlando	2	6	1	19	.263	0	0	7	3
at Indy	3	11	5	31	.194	0	0	9	2
at Atlanta	4	10	6	38	.105	0	0	10	3
San Diego	3	7	4	27	.111	0	0	8	3
at San Diego	4	18	9	50	.180	0	1	11	4
Orlando	3	11	3	25	.320	1	1	9	1
Indy	3	5	3	24	.083	1	0	7	4
at Columbus	3	15	4	30	.387	1	0	4	3
at Indy									
at Orlando									
Indy									
Vegas									
Grand Rapids									
Orlando									
at Vegas									
at San Diego									
Grand Rapids									
Atlanta									
Columbus									
Vegas									
at Grand Rapids									
at Atlanta									
TOTALS	30	85	40	261	.172	3	2	72	23
PER SET	-	2.83	-	8.70	-	0.10	0.07	2.40	0.77



HONORS & AWARDS

- 2022 National Champion (Texas)
- AVCA All-American Second Team (2021)
- AVCA North All-Region (2021)
- 2021 National Runner-Up (Nebraska)
- All-SEC Freshman Team (2017)

PREVIOUS PRO TEAMS

2025.....Omaha Supernovas (PVF)
2024.....Grand Rapids Rise (PVF) & Athletes Unlimited
2023.....Criollas de Caguas (Puerto Rico) & Athletes Unlimited

KAYLA
CAFFEY

#28

2-YEAR PRO • MIDDLE BLOCKER • 6-0 • CHICAGO, ILL • TEXAS / NEBRASKA / MISSOURI

OMAHA SUPERNOVAS (2025)

• Signed with the Supernovas during free agency after the inaugural 2024 season.

GRAND RAPIDS RISE (2024)

• Signed with the Rise as a free agent for the inaugural season, coming over from Puerto Rico where she played her first pro season.
• Played in 19 matches (started 17) and 65 sets for the Rise, recording 81 kills [.293], 39 digs, 37 blocks, four aces and four assists.

COLLEGE CAREER

• Competed at Texas (2022), Nebraska (2020-2021) and Missouri (2016-2019) in a seven-year college career.
• Helped the Longhorns to the first of back-to-back national championships in 2022 as Caffey recorded 1.42 kills per set on a .343 hitting percentage with 72 blocks in 25 matches.
• Aided Nebraska to the 2021 national championship match, earning AVCA All-American Second Team honors that season by averaging 2.41 kills and 1.11 blocks per set on a team-leading .363 hitting percentage. That mark ranked fourth in the Big Ten. Caffey tallied double-figure kills 10 times and hit .400 or better in 12 separate matches.
• Spent four years at Missouri, but redshirted her freshman year in 2016 and earned a medical redshirt after sitting out the 2018 season following an injury.
• One of the best middle blockers in the SEC in her redshirt freshman season in 2017, earning SEC All-Freshman honors after posting 130 blocks (5th in SEC), 1.54 kills per set and 23 aces.

MATCH-BY-MATCH

	SP	K	E	TA	PCT	SA	AST	DIG	BLK
Atlanta	5	5	3	13	.154	1	0	1	1
at Grand Rapids	3	7	3	17	.235	0	0	5	0
at Vegas	5	4	4	18	.000	1	0	1	3
San Diego	4	8	1	19	.368	0	0	0	1
at Columbus	3	3	0	6	.500	2	0	2	3
Columbus	3	4	0	7	.571	0	0	0	1
at Orlando	3	2	1	7	.143	0	0	0	0
at Indy	3	2	1	11	.091	2	0	1	2
at Atlanta	4	5	1	15	.267	0	0	2	2
San Diego	3	5	2	12	.250	1	0	2	2
at San Diego	4	5	1	13	.308	0	0	2	1
Orlando	3	2	1	8	.125	0	0	2	0
Indy	3	2	2	7	.000	0	0	1	3
at Columbus	3	6	1	11	.455	1	1	1	2
at Indy									
at Orlando									
Indy									
Vegas									
Grand Rapids									
Orlando									
at Vegas									
at San Diego									
Grand Rapids									
Atlanta									
Columbus									
Vegas									
at Grand Rapids									
at Atlanta									
TOTALS	49	60	21	164	.238	8	1	20	21
PER SET	-	1.22	-	3.35	-	0.16	0.02	0.41	0.43