



# SAN DIEGO MOJO MATCH NOTES

## WOMEN'S PROFESSIONAL VOLLEYBALL

### MATCH 28 | INDY at SAN DIEGO | May 3, 2025



	<b>SAN DIEGO MOJO</b> 9-17	<b>Head Coach:</b> Tayyiba Haneef-Park <b>at San Diego:</b> 23-28 [.451], 2nd season <b>Career:</b> Same <b>vs. Indy:</b> 1-2
	<b>INDY IGNITE</b> 13-14	<b>Head Coach:</b> George Padjen <b>at Indy:</b> 13-14 [.481], 1st season <b>Career:</b> Same <b>vs. San Diego:</b> 2-1

**Date:** May 3, 2025  
**Time:** 6:00 p.m.  
**Location:** San Diego, Calif.  
**Arena:** Viejas Arena  
**Capacity:** 12,414  
**Series:** Indy leads 2-1

## RokuChannel

**Roku Channel**  
**Play-by-Play:** A.J. Kanell  
**Analyst:** Victoria Dennis

### TEAM STATISTICAL COMPARISON (Through May 1)

	Category	
.332 (8th)	Kill Percentage	.372 (1st)
12.59 (7th)	Kills Per Set	13.88 (2nd)
.186 (8th)	Efficiency	.226 (4th)
.222 (6th)	Opponent Efficiency	.218 (5th)
11.87 (7th)	Assists Per Set	13.18 (2nd)
2.65 (2nd)	Blocks Per Set	2.48 (4th)
16.96 (2nd)	Digs Per Set	16.42 (6th)
0.77 (7th)	Aces Per Set	0.85 (5th)
16.01 (7th)	Points Per Set	17.21 (2nd)

### SAN DIEGO MOJO COMMUNICATIONS

**RYAN TEWES**

**Director of Media Relations**

858-752-9792 • ryan@sandiegomojovb.com  
LetsGoMojo.com

@SanDiegoMojo [X/TikTok/YouTube]  
@SanDiegoMojoVB [Instagram] | SanDiegoMojo [Facebook]  
#SanDiegoMojo | #WeAreMojo

## POSSIBLE STARTERS



SARAH SPENCIL  
SETTER



REGAN PITTMAN  
MIDDLE BLOCKER



RONIKA STONE  
MIDDLE BLOCKER



JENAISSA MOORE  
OUTSIDE HITTER



MAYA TABRON  
OUTSIDE HITTER



LAUREN PAGE  
OPPOSITE



SHARA VENEGAS  
LIBERO

### SCHEDULE AND RESULTS

DAY	DATE	OPPONENT	VENUE	TV/STREAM	TIME	RESULT
THU	JAN 9	at Orlando	Addition Financial Arena	FS2	4:00 p.m.	L, 0-3
SAT	JAN 11	at Columbus	Nationwide Arena	YouTube	4:00 p.m.	W, 3-1
THU	JAN 16	ORLANDO	Viejas Arena	YouTube	7:05 p.m.	L, 1-3
SUN	JAN 19	at Omaha	CHI Health Center	YouTube	1:00 p.m.	W, 3-1
FRI	JAN 24	INDY	Viejas Arena	VBTV	7:05 p.m.	W, 3-1
THU	JAN 30	ATLANTA	Viejas Arena	YouTube	7:05 p.m.	L, 1-3
SUN	FEB 2	at Grand Rapids	Van Andel Arena	YouTube	1:00 p.m.	L, 0-3
FRI	FEB 7	VEGAS	Viejas Arena	VBTV	7:05 p.m.	L, 0-3
THU	FEB 13	at Indy	Fishers Event Center	YouTube	4:00 p.m.	L, 1-3
SUN	FEB 16	at Omaha	CHI Health Center	YouTube	1:00 p.m.	L, 0-3
THU	FEB 20	OMAHA	Viejas Arena	VBTV	7:05 p.m.	L, 1-3
THU	FEB 27	GRAND RAPIDS	Viejas Arena	VBTV	7:05 p.m.	W, 3-1
SAT	MAR 1	COLUMBUS	Viejas Arena	YouTube	6:05 p.m.	W, 3-1
WED	MAR 5	at Grand Rapids	Van Andel Arena	Roku	4:00 p.m.	L, 0-3
SUN	MAR 9	GRAND RAPIDS	Viejas Arena	KUSI/YouTube	4:00 p.m.	L, 1-3
THU	MAR 13	at Orlando	Addition Financial Arena	Roku	4:00 p.m.	W, 3-2
SAT	MAR 15	at Atlanta	GAS South Arena	KUSI/YouTube	4:00 p.m.	L, 2-3
WED	MAR 19	ORLANDO	Viejas Arena	KUSI/YouTube	7:00 p.m.	L, 1-3
FRI	MAR 28	at Atlanta	GSU Convocation Center	VBTV	4:00 p.m.	L, 1-3
SUN	MAR 30	at Vegas	Lee's Family Forum	FS2	7:00 p.m.	W, 3-1
TUE	APR 8	ATLANTA	Viejas Arena	Roku	7:00 p.m.	L, 2-3
SAT	APR 12	OMAHA	Viejas Arena	KUSI/YouTube	6:00 p.m.	W, 3-1
WED	APR 16	at Columbus	Nationwide Arena	YouTube	4:00 p.m.	L, 1-3
SAT	APR 19	VEGAS	Viejas Arena	Roku	6:00 p.m.	W, 3-2
FRI	APR 25	at Vegas	Lee's Family Forum	Roku	7:00 p.m.	L, 2-3
SUN	APR 27	at Indy	Fishers Event Center	KUSI/VBTV	12:00 p.m.	L, 1-3
THU	MAY 1	COLUMBUS	Viejas Arena	Roku	7:00 p.m.	W, 3-0
SAT	MAY 3	INDY	Viejas Arena	Roku	6:00 p.m.	

Home matches in **Bold** | All times Pacific and subject to change.

### MATCHDAY STORYLINES

- The San Diego Mojo and Indy Ignite meet in the season finale on Saturday with San Diego looking to close out the season with a second-straight win and playoff-bound Indy locked in as the No. 4 seed in the PVF Championships.
- The Mojo are 6-7 at Viejas Arena this season and have won three consecutive home matches, while the Ignite arrive in town with a 5-8 record on the road with losses in their last two.
- **Series History:** Indy leads the all-time series 2-1 and topped San Diego at home on Sunday, April 27 in four sets. The Mojo were victorious in the only previous match between the two at Viejas Arena, winning in four sets on January 24.
- **Fan Appreciation Weekend:** This weekend is Fan Appreciation Weekend at Viejas Arena and the first 1,000 fans in attendance on Saturday will receive a free San Diego Mojo Belt Bag.

# 2025 SAN DIEGO MOJO MATCH NOTES | 2025 ROSTER

## NUMERICAL

#	NAME	POS.	HT.	EXP.	HOMETOWN	COLLEGE	INSTAGRAM
1	Rainelle Jones	MB	6-3	2	Oxon Hill, Md.	Maryland	rainellejones0
2	Shara Venegas	L	5-7	15	Toa Baja, Puerto Rico	Universidad Metropolitana	svenegas22
3	T'ara Ceasar	OH	6-1	4	Panama City, Fla.	Florida	tceazz
7	Ronika Stone	MB	6-2	4	San Jose, Calif.	Oregon	ronikastone
8	Kendra Dahlke*	OH	6-0	5	Bonsall, Calif.	Arizona	kendradahlke
10	Jenaisya Moore	OH	6-0	1	Germantown, Md.	Tennessee	jenaisya_moore
15	Yaasmeen Bedart-Ghani*	OPP	6-4	7	Los Angeles, Calif.	Texas	yaaziebg
16	Kamaile Hiapo	L	5-7	1	Gilbert, Ariz.	BYU	maimaihiapo
19	DaYeong Lee	S	5-10	10	Iksan, South Korea		leeeee_ou
21	Regan Pittman	MB	6-4	1	Kansas City, Kan.	Minnesota	reganpittman
23	Elise McGhee	OH	6-4	R	San Antonio, Texas	Baylor	elise.mcgree
24	Sarah Sponcil	L/S	5-8	6	Phoenix, Ariz.	UCLA	smsponcil
26	Leyla Blackwell	MB	6-4	R	San Diego, Calif.	Nebraska	leyla.blackwell
28	Kayla Lund	OH	6-0	2	Pasadena, Calif.	Pitt	kayla.lund
31	Maya Tabron	OH	6-1	R	Gilroy, Calif.	SMU	mtabronn
32	Lauren Page	MB	6-0	5	Chino, Calif.	Oregon	lolaurennon
61	Celia Cullen*	S	6-1	R	Brighton, Mich.	SMU	celia.cullen

## ALPHABETICAL

#	NAME	POS.	HT.	EXP.	HOMETOWN	COLLEGE	INSTAGRAM
15	Yaasmeen Bedart-Ghani*	OPP	6-4	7	Los Angeles, Calif.	Texas	yaaziebg
26	Leyla Blackwell	MB	6-4	R	San Diego, Calif.	Nebraska	leyla.blackwell
3	T'ara Ceasar	OH	6-1	4	Panama City, Fla.	Florida	tceazz
61	Celia Cullen*	S	6-1	R	Brighton, Mich.	SMU	celia.cullen
8	Kendra Dahlke*	OH	6-0	5	Bonsall, Calif.	Arizona	kendradahlke
16	Kamaile Hiapo	L	5-7	1	Gilbert, Ariz.	BYU	maimaihiapo
1	Rainelle Jones	MB	6-3	2	Oxon Hill, Md.	Maryland	rainellejones0
19	DaYeong Lee	S	5-10	10	Iksan, South Korea		leeeee_ou
28	Kayla Lund	OH	6-0	2	Pasadena, Calif.	Pitt	kayla.lund
23	Elise McGhee	OH	6-4	R	San Antonio, Texas	Baylor	elise.mcgree
10	Jenaisya Moore	OH	6-0	1	Germantown, Md.	Tennessee	jenaisya_moore
32	Lauren Page	MB	6-0	5	Chino, Calif.	Oregon	lolaurennon
21	Regan Pittman	MB	6-4	1	Kansas City, Kan.	Minnesota	reganpittman
24	Sarah Sponcil	L/S	5-8	6	Phoenix, Ariz.	UCLA	smsponcil
7	Ronika Stone	MB	6-2	4	San Jose, Calif.	Oregon	ronikastone
31	Maya Tabron	OH	6-1	R	Gilroy, Calif.	SMU	mtabronn
2	Shara Venegas	L	5-7	15	Toa Baja, Puerto Rico	Universidad Metropolitana	svenegas22

\*Practice Squad

\*Short-term Injured Reserve

## COACHING STAFF

Head Coach: Tayyiba Haneef-Park, 2nd Season [Long Beach State, '01]

Record at San Diego Mojo: Regular Season: 23-28 (.451); Postseason: 0-1 (.000); Overall: 23-29 (.442) [two seasons]

Career Record: Regular Season: 23-28 (.451); Postseason: 0-1 (.000); Overall: 23-29 (.442) [two seasons]

Assistant Coach: Deitre Collins-Parker, 2nd Season [Hawaii, '95]

Assistant Coach: Noel Carpio, 1st Season [Arizona, '18]

## SUPPORT STAFF

Team Physician: Dr. Laika Nur

Athletic Trainer: Sam Schaff

Strength Coach: Cassandra Masessa

## PRONUNCIATION GUIDE

Yaasmeen Bedart-Ghani	YAZ-meen bed-ART HONN-ee	Jenaisya Moore	jen-ASIA
T'ara Ceasar	tee-ARR-uh	Sarah Sponcil	SPAWN-suhl
Celia Cullen	SEE-lee-uhh CULL-un	Ronika Stone	RON-ick-uh
Kendra Dahlke	DOLL-key	Maya Tabron	MY-uh TAY-brawn
Kamaile Hiapo	kuh-MY-lee hee-AW-po		
Rainelle Jones	ray-NELL		
DaYeong Lee	dye-YAWNG	Tayyiba Haneef-Park	tie-YEE-buh huh-NEEF
Elise McGhee	eh-LEESE	Deitre Collins-Parker	dee-TRUH

# 2025 SAN DIEGO MOJO MATCH NOTES | MEDIA CALENDAR / NOTES

Sunday, April 27	Monday, April 28	Tuesday, April 29	Wednesday, April 30	Thursday, May 1	Friday, May 2	Saturday, May 3
OFF DAY	TRAVEL DAY	OFF DAY	PRACTICE Hourglass Field House Miramar College	MATCH DAY vs. Columbus Fury Viejas Arena 6 p.m. PT	PRACTICE Viejas Arena SDSU	MATCH DAY vs. Indy Ignite Viejas Arena 6 p.m. PT

## PVF INDIVIDUAL RANKINGS

NAME/CATEGORY	RANK	VALUE
<b>Kendra Dahlke</b>		
Total Points	8	317
Points per Set	7	3.64
Total Kills	8	289
Kills per Set	8	3.32
<b>DaYeong Lee</b>		
Total Assists	6	789
Assists per Set	5	9.39
<b>Regan Pittman</b>		
Total Blocks	5	66
Blocks per Set	1	0.92
<b>Ronika Stone</b>		
Kill Percentage	10	39.9%
Hitting Percentage	10	.297
Total Points	10	287
Total Blocks	3	74
Blocks per Set	5	0.69
<b>Maya Tabron</b>		
Points per Set	9	3.36
Kills per Set	10	2.79
Blocks per Set	10	0.44
Digs per Set	8	2.83
<b>Shara Venegas</b>		
Total Digs	2	387
Digs per Set	3	3.76

## SAN DIEGO MOJO 2025 HONOR ROLL

### RONIKA STONE (MIDDLE BLOCKER)

- » PVF Preseason All-League Team
- » Pro Volleyball Federation All-Star

### SHARA VENEGAS (LIBERO)

- » Pro Volleyball Federation All-Star

## SAN DIEGO MOJO OUTLOOK

- San Diego close out the 2025 campaign looking for a fourth-straight home win after taking down the Columbus Fury in three sets on Thursday night.
- The Mojo earned the first sweep of the season in the victory over the Fury.
- San Diego's middle blockers were on fire as Regan Pittman led the Mojo with 14 points and 11 kills on .333 hitting while adding three blocks on the night.
- Ronika Stone tallied seven kills on 14 attempts for a .500 hitting percentage and collected two blocks of her own to improve her team record to 74 this season.
- Rookie outside hitters Maya Tabron and Elise McGhee were stellar with Tabron scoring 10 points on eight kills, one block and one service ace and adding 12 digs and McGhee tallying nine points off the bench with four kills, three blocks and a team-high two aces.
- Setter Sarah Sponcil had a match-high 33 assists, while libero Shara Venegas tallied 12 digs.
- Tabron has been a sensation for the Mojo the second half of the season, scoring in double-digits in 11 of the last 13 contests, including a pair of 20-plus point scoring efforts, while filling up the stat sheet in kills, digs and blocks. She currently ranks in the PVF top 10 in set averages for points (3.36/9th), kills (2.79/10th), blocks (0.44/10th) and digs (2.83/8th).
- Stone remains a force among middle blockers in the league, ranking third total blocks (75) and fifth in blocks per set (0.69), while ranking in the top 10 in total points (278/10th), kill percentage (39.9%) and hitting percentage (.297).
- Outside hitter Kendra Dahlke is one of the premier players in the Pro Volleyball Federation in 2025, ranking among the top eight in kills (289/7th), kills per set (3.32/8th), points (317/8th) and points per set (3.64/7th).
- Pittman has dominated in the middle for the Mojo, ranking second in the PVF with a blocks per set average of 0.91 per frame while her 63 total blocks are fifth.
- Libero Shara Venegas has come up huge in court coverage, averaging 3.76 digs per set with 387 total digs, respectively the third- and second-best marks in the PVF in both categories.
- San Diego is one of the best defensive teams in the league, sitting second in the PVF with 16.96 digs per set. The Mojo middles have San Diego ranked second in the PVF in blocks, averaging 2.65 blocks per set. The Mojo has had at least 10 blocks in 15 of the last 17 games, including 15 in an April 8 matchup against Atlanta and 17 blocks on April 12 against Omaha. San Diego is the only team to have two players in the top five in blocks (Stone, 75/3rd; Pittman, 66/5th) and blocks per set (Pittman, 0.92/1st; Stone 0.69/5th).

## INDY IGNITE OUTLOOK

- Indy has lost six of its last seven straight matches with the lone win occurring last Sunday against San Diego.
- Last time out, Indy fell in a reverse sweep to Atlanta on Thursday, as the Vibe extend its PVF record to 13

## MOJO ALL-TIME TOP-10 CAREER POINTS

Rank/Player	Points	Years
1. Ronika Stone	525	2024-pr.
2. Kendra Dahlke	428	2024-pr.
3. Temi Thomas-Ailara	370	2024
4. Maya Tabron	259	2025-pr.
5. Lindsey Vander Weide	235	2024
6. Regan Pittman	194	2025-pr.
7. Morgan Lewis	153	2024
8. Jenaisya Moore	148	2025-pr.
9. Ali Bastianelli	137	2024
10. Lauren Page	110	2025-pr.

## MOJO ALL-TIME TOP-10 CAREER KILLS

Rank/Player	Kills	Years
1. Kendra Dahlke	385	2024-pr.
2. Ronika Stone	381	2024-pr.
3. Temi Thomas-Ailara	330	2024
4. Maya Tabron	215	2025-pr.
Lindsey Vander Weide	195	2024
6. Jenaisya Moore	130	2025-pr.
Regan Pittman	130	2025-pr.
7. Morgan Lewis	127	2024
9. Valeria Papa	97	2024
10. Willow Johnson	95	2024

## MOJO ALL-TIME TOP-10 CAREER BLOCKS

Rank/Player	Blocks	Years
1. Ronika Stone	125	2024-pr.
2. Regan Pittman	66	2025-pr.
3. Ali Bastianelli	62	2024
4. Hannah Tapp	34	2024
5. Maya Tabron	32	2025-pr.
6. Kendra Dahlke	30	2024-pr.
7. Temi Thomas-Ailara	28	2024
Lindsey Vander Weide	28	2024
9. DaYeong Lee	24	2025-pr.
10. L. Page / M. Lewis	22	2025 / 2024

## MOJO ALL-TIME TOP-10 CAREER ASSISTS

Rank/Player	Assists	Years
1. Nootsara Tomkom	932	2024
2. DaYeong Lee	789	2025-pr.
3. Sarah Sponcil	335	2025-pr.
4. Shara Venegas	185	2024-pr.
5. August Raskie	140	2024
6. Ronika Stone	17	2024-pr.
7. Kendra Dahlke	16	2024-pr.
8. Regan Pittman	11	2025-pr.
Hannah Tapp	9	2024
10. Jenaisya Moore	7	2025-pr.

## MOJO ALL-TIME TOP-10 CAREER DIGS

Rank/Player	Digs	Years
1. Shara Venegas	732	2024-pr.
2. Kendra Dahlke	343	2024-pr.
3. Nootsara Tomkom	269	2024
4. Temi Thomas-Ailara	251	2024
5. DaYeong Lee	219	2025-pr.
6. Maya Tabron	209	2025-pr.
7. Lindsey Vander Weide	184	2024
8. Ronika Stone	149	2024-pr.
9. Jenaisya Moore	133	2025-pr.
10. Lauren Page	111	2025-pr.

straight wins and kept

- The Ignite is solidified as the No. 4 seed in the PVF Championship and will play either the Vibe or the Omaha Supernovas in the semifinals on May 9.
- Indy won the opening two sets – 28-26 and 25-21 – that included a miraculous first-set rally to recover from a 23-17 deficit and fight off two Atlanta set points. The Vibe rebounded to win the third and fourth sets by identical 25-21 scores. Indy led the fifth set 9-8 before Atlanta scored seven of the final eight points to win the set 15-10 and the match 3-2.
- Indy has been among the most productive offensive teams in the PVF this season, leading the league in kill percentage (37.2%), points (1,927), kills (1,554) and assists (1,476), while ranking second in kills per set (13.88) and assists per set (13.18).
- Lydia Martin tops the league with a 48.9 kill percentage, while Axhani Tealer (41.5%/7th) is also in the top 10.
- Setter Sydney Hilley is the PVF leader with 1,267 assists and 11.31 assists per set.
- Tealer is averaging 3.53 kills per set and 0.59 blocks per set, the fifth- and seventh-best marks in the league, respectively.

#### HANEEF-PARK NAMED TO U.S. NATIONAL TEAM COACHING STAFF

- Mojo head coach Tayyiba Haneef-Park has been named to the U.S. Women's National Team coaching staff, USA Volleyball and head coach Erik Sullivan this week, as the team prepares for the 2028 Los Angeles Olympic Games. She will continue leading the Mojo while serving as an assistant with Team USA.

**"I fell in love with the Olympics in the Los Angeles 1984 games," Haneef-Park said. "One of the greatest honors of my life has been to represent USA on that stage. I am deeply humbled and excited to work with Erik in this full circle moment and be a part of a podium push with this incredible staff and team for the 2028 Olympic Games in Los Angeles."**



#### DOUBLE-DOUBLES

PLAYER (#)	DATE	OPPONENT	STATS
DaYeong Lee	Jan. 9	at Orlando	34 assists, 10 digs
Kayla Lund	Jan. 9	at Orlando	10 kills, 10 digs
Kendra Dahlke	Jan. 11	at Columbus	17 kills, 17 digs
Maya Tabron	Jan. 11	at Columbus	14 kills, 16 digs
Kendra Dahlke (2)	Jan. 16	Orlando	14 kills, 18 digs
DaYeong Lee (2)	Jan. 16	Orlando	37 assists, 12 digs
Maya Tabron (2)	Jan. 16	Orlando	15 kills, 14 digs
Kendra Dahlke (3)	Jan. 19	at Omaha	18 kills, 12 digs
DaYeong Lee (3)	Jan. 19	at Omaha	46 assists, 14 digs
Kendra Dahlke (4)	Jan. 24	Indy	19 kills, 11 digs
DaYeong Lee (4)	Jan. 24	Indy	45 assists, 12 digs
Jenaisya Moore	Jan. 24	Indy	20 kills, 12 digs
DaYeong Lee (5)	Jan. 30	Atlanta	34 assists, 17 digs
Kendra Dahlke (5)	Feb. 13	at Indy	22 kills, 11 digs
Kendra Dahlke (6)	Feb. 20	Omaha	16 kills, 12 digs
DaYeong Lee (6)	Feb. 20	Omaha	43 assists, 14 digs
Jenaisya Moore (2)	Feb. 20	Omaha	12 kills, 11 digs
Lauren Page	Feb. 20	Omaha	11 kills, 12 digs
Kendra Dahlke (7)	Feb. 27	Grand Rapids	16 kills, 11 digs
DaYeong Lee (7)	Feb. 27	Grand Rapids	48 assists, 14 digs
DaYeong Lee (8)	Mar. 1	Columbus	49 assists, 11 digs
Kendra Dahlke (8)	Mar. 13	at Orlando	20 kills, 15 digs
DaYeong Lee (9)	Mar. 13	at Orlando	44 assists, 17 digs
Kendra Dahlke (9)	Mar. 15	at Atlanta	15 kills, 21 digs
DaYeong Lee (10)	Mar. 15	at Atlanta	54 assists, 16 digs
Maya Tabron (3)	Mar. 15	at Atlanta	20 kills, 12 digs
DaYeong Lee (11)	Mar. 19	Orlando	41 assists, 11 digs
Maya Tabron (4)	Mar. 19	Orlando	15 kills, 14 digs
Sarah Sponcil	Mar. 28	at Atlanta	39 assists, 13 digs
Maya Tabron (5)	Mar. 28	at Atlanta	17 kills, 13 digs
Sarah Sponcil (2)	Mar. 30	at Vegas	44 assists, 10 digs
Sarah Sponcil (3)	Apr. 8	Atlanta	41 assists, 16 digs
Yaasmeen Bedart-Ghani	Apr. 12	Omaha	13 kills, 11 digs
Jenaisya Moore (3)	Apr. 12	Omaha	13 kills, 12 digs
Sarah Sponcil (4)	Apr. 12	Omaha	46 assists, 16 digs
Maya Tabron (6)	Apr. 12	Omaha	10 kills, 20 digs
Yaasmeen Bedart-Ghani (2)	Apr. 19	Vegas	17 kills, 12 digs
Kendra Dahlke (10)	Apr. 19	Vegas	10 kills, 14 digs
DaYeong Lee (12)	Apr. 19	Vegas	48 assists, 13 digs
Kendra Dahlke (11)	Apr. 25	at Vegas	11 kills, 12 digs
Jenaisya Moore (4)	Apr. 27	at Indy	15 kills, 12 digs
Sarah Sponcil (5)	Apr. 27	at Indy	44 assists, 16 digs

- A three-time Olympian and two-time silver medalist (Beijing 2008, London 2012), Haneef-Park brings first-hand Olympic experience and a winning mentality to her new role. The 2024 Pro Volleyball Federation Coach of the Year, she guided San Diego to the PVF Championship semifinals during the league's inaugural season.
- Prior to joining the Mojo, Haneef-Park held assistant coaching roles at Oregon

and the Arizona, as well as extensive experience with USA Volleyball's National Team Development Program. Last year, she was an assistant coach with the U.S. Women's National Team that won silver at the NORCECA Pan Am Cup and NORCECA Final 6. In 2019, she led the U.S. Women to gold at the NORCECA Champions Cup. She was also an assistant coach with the U.S. Women's Collegiate Team from 2021-23.

## THP TO THE HOF

- Haneef-Park has been selected for induction into the USA Volleyball Hall of Fame, the organization announced on March 11. She is among six athletes that will be honored with the All-Time Great Athlete Award as members of the Class of 2025. Along with Haneef-Park the group includes Lindsey Berg, Mike Dodd, Tom Hoff, David Lee and Kerri Walsh Jennings.
- A three-time Olympian, Haneef-Park helped lead the U.S. Women's National Team to Olympic silver medals in 2008 and 2012. A collegiate star at Long Beach State, she guided her team to a 33-1 record and an NCAA runner-up finish in 2001. She ranks seventh on the school's all-time kill list with 1,421. She competed for Team USA for over a decade, contributing to multiple podium finishes at the FIVB World Cup and World Grand Prix.
- To receive the All-Time Great Athlete Award, an athlete must have played at least five years on a U.S. national team and competed in a minimum of five top-level international events—including the Olympic Games, FIVB World Championship, FIVB World Cup, or NORCECA Championship.
- The six athletes will be inducted into the USA Volleyball Hall of Fame during the annual banquet and ceremony on May 21 at the Hilton Denver City Center in Colorado, two days before the 2025 USA Volleyball Open National Championship begins at the Denver Convention Center.

## MOJO ALL-STARS

- San Diego Mojo middle blocker Ronika Stone and libero Shara Venegas were named as the first-ever All-Star selections for the Mojo, competing in the inaugural Pro Volleyball Federation All-Star Match on Saturday, Feb. 22 at Fishers Event Center in Indianapolis.
- Venegas helped Team Shondell win the first-ever PVF All-Star Match, topping Ronika Stone and Team Collier before a sellout crowd at the 7,500-seat Fishers Event Center on Saturday afternoon.
- The match was scored based on total points over three sets. Team Shondell, coached by long-time Purdue head coach Dave Shondell, won by set scores of 25-22, 25-20, 15-10 (65-52 total points) over Team Collier, coached by Georgia Tech head coach Michelle Collier.
- Venegas had two digs and an assist in the winning effort, and Stone registered three points with two kills and one block while also contributing one dig.

## STONE GOLD

- Middle blocker Ronika Stone has been a force in the middle for the Mojo, racking up a team-record 75 blocks this season, including a career-best eight against Omaha on April 12 that rank as the second-most in Mojo history.
- The Mojo all-time scoring leader, Stone has scored 525 points with San Diego, the first player to surpass 500 for her career.
- She has been dominate during the second half of the season, scoring at least 10 points in 13 of the last 17 matches while averaging over three blocks per outing during the stretch and 0.79 blocks per set (56 blocks/71 sets).
- In the last six matches (30 sets), Stone has registered 30 blocks (1.00/set).
- Against Omaha on April 12, she established career highs in points (19) and blocks (8) in a four-set upset of league-leading Omaha.
- In the Mojo's home match against Atlanta on April 8, Stone equaled her career-high with six blocks and added four kills for a 10-point night.
- Against Atlanta on March 15, she tallied a season-high 15 kills with a .375 hitting percentage.
- Stone had a monster game at Orlando on March 13, posting six blocks in the match including three in the fifth set with two on the last two points in the game.
- She has had at least three blocks in seven of the last 11 matches and 10 times overall.
- Stone is San Diego's all-time leader with 125 career blocks, averaging 0.62



blocks per set, the third-best average in franchise history.

- She is the only player in team history to appear in all 52 matches the Mojo has played with 51 regular-season matches and one in the postseason.
- Stone was selected by the league's coaches to the PVF Preseason All-League Team.
- She earned 2024 All-Pro Volleyball Federation Second Team honors after leading the league with league in a .336 hitting percentage.
- Last season, Stone equaled the team-record with three services aces in a victory over Omaha on April 2.

## DAHLKE DOES IT ALL

- Outside hitter Kendra Dahlke has been stellar in 2025, posting 11 double-doubles this season, after registering two last season.
- Her 13 double-doubles are tied for the most in Mojo mojo history (Nootsara Tomkom, 2024).
- Dahlke has totaled a career-best 289 kills this year, tripling her tally of 96 for the 2024 season, and has scored 317 points, the second-most in Mojo history (Temi Thomas-Ailara - 370/2024). It marks her second-straight year with 100 points, the first Mojo player with multiple 100-point seasons and to have a 200-plus and 100-plus point season.
- The Fallbrook High alum tallied at least 10 kills in eight-straight matches earlier this season, the longest streak in Mojo history. All told, she has 12 double-digit kill performances this season including a 22-kill match at Indy (2/13) and a 20-kill match at Orlando (3/13).
- She has scored at least 10 points in 17 matches after scoring in double-digits in five games last season.
- She had 15 kills and 21 digs at Atlanta on March 15, two days after collecting 20 kills and 15 digs on the road against Orlando.
- Dahlke picked up her first double-double of the season in a win at Columbus, totaling 17 kills and 17 digs, then notched another one the following match with 14 kills and 18 digs versus Orlando. She added a third at defending PVF champion Omaha with a season-best 18 kills while tallying 12 digs, then picked up her fourth-straight (19 kills, 11 digs) in a home win over Indy.
- She is the Mojo career record holder in kills (351) and attacks (1,072).
- Dahlke has recorded a team-leading nine service aces this season.
- In 2024, she was among the top scorers for the Mojo, highlighted by a 23-point match at Orlando on April 14 that is the fifth-best scoring output in team history.
- Dahlke had 65 attacks in the Mojo's five-set win at Orlando on April 14, the most in a four-set match for the Mojo and the second-most overall.

- She had 27 points in the victory, the fourth-most in a match in Mojo history.

#### VENEGAS WITH THE COURT COVERAGE

- All-Star libero Shara Venegas picked up right where she left off last season, ranking third in the league with 3.76 digs per set and second with 387 total digs.
- Her 387 digs are a single-season franchise record, topping the 345 she established in 2024.
- She has had at least 11 digs in 23 of 26 matches played, including each of the last 17 of the last 18 games.
- Venegas had a 16-dig performance against Vegas on Feb. 7 that are the most-ever for a Mojo player in a three-set match.
- She collected 23 digs against Omaha at Viejas Arena on Feb. 20, equaling her best total with the Mojo, then added a 22-dig performance against Orlando on March 19.
- The 23 digs tied her mark for the second-most in San Diego history, a feat she accomplished twice in 2024. The previous two times also occurred at home against Omaha.
- Last year, she led the Mojo last season and was fourth in the league with 345 total digs and ranked second on the team with 3.63 digs per set.
- She had season highs of 23 digs against Omaha on April 2 and April 23.
- Her 23 digs against Omaha on April 2 occurred in a four-set match.

#### YAAZIE IN PEAK FORM

- Opposite hitter Yaasmeen Bedart-Ghani has been phenomenal since signing with San Diego on March 26.
- In seven matches played this season, she has fired off 11 service aces, the fourth-most in a season and fifth-most in a career in Mojo history.
- Bedart-Ghani is averaging 0.42 service aces per set (11 aces, 20 sets).
- She started hot for the Mojo at Indy on April 27, hitting .526 with 12 kills on 19 swings while adding two blocks and a service ace before leaving in the early in the third set due to an ankle injury.
- At Vegas on April 25, she scored 17 points with 14 kills, one block and two service aces.
- Against Vegas on April 19, she posted a team-leading 20 points and earned her second double-double of the season with season highs of 17 kills and 12 digs.
- She collected three service aces in the match, equaling the San Diego single-match record, while also accounting for three blocks. In five matches with the Mojo, Bedart-Ghani has tallied eight aces, tied for the eighth-most in team history.
- In her first two matches of true of playing time with the Mojo on April 8 and April 12, she had two dominating home performances, helping push the Atlanta Vibe to five sets before San Diego took down the league-leading Omaha Supernovas.
- Over the two matches, Bedart-Ghani appeared in nine sets and totaled 36 points courtesy of 27 kills, four blocks and five service aces, hitting .243 with a 38.6% kill percentage. She also contributed 17 digs over the two matches. Her per set averages were 4.00 points, 3.00 kills, 0.44 blocks, 0.56 aces and 1.89 digs.
- In her first start with the Mojo, Bedart-Ghani dominated the action against Omaha, scoring a match-high 20 points with 13 kills, four blocks and a franchise-record-tying three service aces. She also added 11 digs for her first double-double with San Diego and helped the squad hold one of the top-hitting teams in the PVF to a season-low .119 hitting percentage.
- Against Atlanta, Bedart-Ghani made her home debut for the Mojo, coming off the bench to score 16 points with a team-high of 14 on .270 swinging while adding a pair of aces and six digs in a five-set heartbreaker against the red-hot Vibe.

#### LEE COMMANDS THE FLOOR

- Veteran setter DaYeong Lee has made an immediate impact in her first year in the league, currently ranking in the top six in total assists (789/6th) and assists per set (9.39/5th).
- The native of South Korea has tallied 12 double-doubles on the year, the second-most in a season in Mojo history and one shy of the Mojo single-season record (Nootsara Tomkom, 2024).
- She has 10 games of at least 40 assists, including a 54-assist outing at Atlanta on March 15 and a 49-assist performance in the Mojo's March 1 victory over Columbus.

- Lee has also collected 24 blocks this season, the ninth-most in a season in team history.
- She had at least two blocks in five-straight games from January 19-30 and has eight overall, including a pair of three-block performances.
- In the Mojo's home win over Indy, Lee collected her fourth double-double of the season, tallying 45 assists and 12 digs, while also posting a pair of blocks and two kills in the Mojo's thrilling victory over first-place Indy.
- She averaged 11.25 assists and three digs per set in the match, while leading an offense that had almost all of the Mojo hitters have their highest-rated efficiency performances.

#### PITTMAN COMING UP ACES

- Middle blocker Regan Pittman has been an impact player for the Mojo during her first season in America's Finest City. In 20 games and 72 sets played she has posted 66 blocks, averaging a PVF-leading 0.92 blocks per set, the second-best mark in team history.
- Over the last nine matches (39 sets), Pittman has totaled 40 blocks (1.03/set).
- Her 66 blocks are the second-most for a season and career in Mojo history.
- Pittman has two seven-block performances in 2025 (March 1 vs. Columbus; March 30 at Vegas), tied for the second-most in a match in franchise history.
- She has tallied at least three blocks in eight of her last nine matches played and 11 times overall.
- Pittman had at least five blocks in each game during a three-game stretch from February 27 to March 5, the second player in Mojo history to accomplish the feat.
- She had six against Grand Rapids on February 27, seven versus Columbus on March 1, and five at Grand Rapids on March 5.
- She was dominant during week 10 of the season, leading the Mojo to back-to-back home victories against Grand Rapids and Columbus in her return to the court following a six-game absence.
- On February 27 against the Grand Rapids Rise, Pittman had match highs of 20 points and six blocks and added 12 kills and two service aces to top the Rise and end the visitors' three-match winning streak. She had a .417 hitting percentage and a 50% kill percentage in the win while adding six digs and one assist.
- Two days later against the Columbus Fury, Pittman registered a co-match-leading 18 points courtesy of 11 kills on 23 swings for a .435 hitting percentage, while also recording seven blocks, tied for the second-most blocks in a match in team history. Her seven blocks are tied for the third-most in a game this season in the PVF and are the most by a player since February 2. She also contributed six digs and one assist.
- Across the two matches, Pittman scored 38 points with 23 kills, 13 blocks and two service aces while adding 12 digs and two assists. Her 13 blocks over a two-game stretch are the third-most in Mojo history, one shy of the 14 accomplished twice by Ali Bastianelli during the 2024 season.
- She has also been a force at the service line, collecting six aces in 38 sets played, averaging 0.16 aces per set.
- Pittman has three two-ace matches this season, at Columbus on January 11, against Grand Rapids on February 27 and versus Atlanta on April 8.

#### TABRON TAKES CHARGE

- Rookie outside hitter Maya Tabron is off to a hot start in her professional career, notching double-digits in kills in each of her first three games and 10 times overall, while leading the Mojo in scoring eight times.
- She paced the Mojo offense during a 9-match stretch from March 13-April 19, totaling 152 points courtesy of 120 kills, 24 blocks and eight service aces, while also contributing 110 digs and collecting four double-doubles during the stretch.
- Tabron equaled her career high with five blocks against Vegas on April 19.
- In San Diego's four-set win over Omaha on April 12 she collecting a career-best 20 digs, tied for the seventh-most in Mojo history.
- Tabron had a career night for the Mojo against Atlanta on March 15, establishing career highs of 25 points, 20 kills and two aces, while also adding three blocks and completing her third double-double of the season with 12 digs. Her 25 points are tied for the sixth-most in San Diego history and are a season-high for the Mojo.
- She equaled her then-career-high with 15 kills in the Mojo's win at Orlando on March 13, scoring 18 points overall with two blocks and a service ace.

- Against Grand Rapids on March 5, she led the Mojo with 10 points and nine kills while hitting .318.
- The Gilroy, Calif. native tallied 10 kills in her debut against Orlando on January 9 and collected 14 in a road win at Columbus before posting a career-best 15 kills and 19 points in her home debut against the Valkyries.

## GIMMIE MOORE

- Outside hitter Jenaisya Moore had a career day for the Mojo in San Diego's four-set victory over Indy on Jan. 24.
- She has scored at least 12 points five times this season and has had at least 10 digs seven times.
- Moore had a Mojo season-high 24 points, collecting her first double-double of the season with 20 kills and 12 digs.
- The 24 points and 20 kills established career highs, while also posting a career best with three blocks and adding a service ace -- which equaled a personal best.
- Moore's 24 points in the match are the seventh-most in Mojo history and the 20 kills are tied for 10th.
- Her 12 digs marked her first outing with double digits this season and the fourth of her PVF career.
- She added a second double-double against the Omaha Supernovas on February 20 with 12 kills and 11 digs, scoring 14 points in the effort.

## PAGING PAGE

- Middle blocker Lauren Page has been a beast on defense while also contributing as an opposite.
- The Chino, Calif. native has posted 22 blocks on the year, tied for the 10th-best single-season mark in Mojo history, while averaging 0.34 blocks per set.
- Page has had a pair of four-block performances this year with the Indy Ignite the opponent in both instances and added a three-block effort at Atlanta on March 15.
- She tallied her first double-double of the year on February 20 against Omaha, collecting 11 kills and 12 digs in the match at Viejas Arena.

## BLACKWELL BACK HOME

- Rookie middle blocker Leyla Blackwell has been a consistent presence in the middle for the Mojo, starting eight games this season and posting 10 blocks in 26 sets.
- Prior to playing at Nebraska, Blackwell helped guide the San Diego Toreros to the 2022 NCAA Semifinals.
- Blackwell was a three-time first-team All-WCC selection for the Toreros.

## MCGHEE SHINES BRIGHT

- Rookie outside hitter Elise McGhee impressed in her first career start against Vegas on February 7 at Viejas Arena, leading the Mojo with 17 points on .324 hitting with 16 kills and one block.
- The 16 kills against Vegas equaled a Mojo record for kills in a three-set match.
- She once again led the Mojo in scoring in a start against Grand Rapids on March 9, collecting 15 points on 15 kills while also collecting five digs.

## LUND MAKES AN IMPACT

- Outside hitter Kayla Lund made her presence felt immediately for the Mojo, scoring the first point of the PVF season in the opener against Orlando.
- Lund went on to tie for a team-leading 10 kills, while also posting the most swings with 31. She tallied her first double-double of the season by adding 10 digs.
- She led the way for the Mojo once again in a road matchup at Omaha on Feb. 16, leading the team with 11 points and 10 kills.

## CALIFORNIA LOVE

- Seven Mojo players are native Californians, the most players to hail from a single state on any roster in the Pro Volleyball Federation and the most to play in their home state.
- The Mojo roster includes San Diego locals Kendra Dahlke (Bonsall, Calif./Fallbrook HS) and Leyla Blackwell (San Diego, Calif./La Jolla HS/USD).
- Yaasmeen Bedart-Ghani (Los Angeles, Calif.), Kayla Lund (Pasadena, Calif.), and Lauren Page (Chino, Calif.) are SoCal natives, while Ronika Stone (San Jose,

Calif.) and Maya Tabron (Gilroy, Calif.) are NorCal natives.

- Sarah Sponcil also has Golden State ties, having played as a graduate student at UCLA.

## TEAMMATES ONCE AGAIN

- Outside hitter Kendra Dahlke and middle blocker Lauren Page were previously teammates during their club days, competing with Coast Volleyball Club prior to their collegiate careers.
- During their senior year of club in 2015, the duo helped Coast Volleyball Club win bronze at the Junior Olympics in New Orleans.
- Page was also a college teammate of middle blocker Ronika Stone for three seasons at Oregon from 2016-18.
- While at Oregon, Page and Stone helped the Ducks go a combined 62-33 (.653) with three appearances in the NCAA Tournament, including an Elite Eight run in 2018.
- Rainelle Jones and Jenaisya Moore were teammates at Metro Volleyball Club in Washington, D.C., helping lead the team to two nationals appearances.
- Maya Tabron and recent signee Celia Cullen played together at SMU, helping the squad to a 25-8 record in the program's first season in the ACC.

## ROOKIES MAKING THEIR MARK

- Three Mojo rookies made their professional debuts in the season opener against Orlando.
- Outside hitter Maya Tabron started tied for the team lead with 10 kills while also adding eight digs.
- Middle blocker Leyla Blackwell also started, collecting seven kills and hitting a team-high .417.
- Elise McGhee entered in the second set and played two frames in her first professional appearance.

## OLYMPIC REPRESENTATION

- A pair of Mojo players have represented their nation in the Olympic Games.
- Libero Shara Venegas competed with Puerto Rico at the 2016 Olympic Games Rio, the first team in the history of Puerto Rico volleyball to play in the Olympic games.
- Libero/Setter Sara Sponcil represented the USA in beach volleyball at the 2020 Tokyo Olympics, taking ninth place with partner Kelly Claes.
- Additionally, head coach Tayyiba Haneef-Park represented the United States at three Olympic Games, winning silver with Team USA at the 2008 Beijing Olympics and 2012 London Olympics.
- Mojo assistant coach Deitre Collins-Parker also played for Team USA in the Olympics, competing at the 1988 Seoul Olympics.

## COACH 'EM UP

- Outside hitters Kendra Dahlke and Kayla Lund double as players and coaches in their professional careers, competing at the highest level of volleyball in the United States with the Mojo, while also serving in the collegiate coaching ranks.
- Dahlke has served as an assistant coach at UC Davis for the last three seasons, helping the Aggies to a 19-10 record in 2024, the most for the program since 2011.
- Lund began kicked off her coaching career as an assistant at Brown University, helping second-year coach Taylor Virtue guide the team to a fourth-place finish in the Ivy League.
- Middle blocker Lauren Page announced on April 25 that she would serve as an assistant coach at her alma mater, the University of Oregon, during the 2025 season.

## MOJO DRAFTES MAKE NOISE IN NCAA TOURNAMENT

- All four San Diego Mojo selections in the 2024 PVF Draft had their collegiate teams compete in the NCAA Championship Tournament.
- Middle blocker Leyla Blackwell, drafted in the fourth round, advanced to the Final Four with the Nebraska Cornhuskers.
- First-round selection Devyn Robinson and the Wisconsin Badgers advanced to the regional final, falling to the Huskers in Lincoln.
- Third round selection Maya Tabron (SMU) and fifth round pick Elise McGhee (Baylor) both helped lead their teams to first-round victories in the tournament.

**WELCOME TO PRO VOLLEYBALL FEDERATION**

• As the premier professional volleyball league in North America, Pro Volleyball Federation has attracted some of the sport's top talent, including some of America's greatest volleyball players and coaches and elite players from around the world. Starting in 2024, Pro Volleyball Federation will play with a league format with teams playing in major league arenas across North America and owned by pro owners and team operators.

**EXTENSIVE AND EXPANDED NATIONAL BROADCAST SCHEDULE ANNOUNCED**

• With the highly anticipated second season about to begin, Pro Volleyball Federation (PVF) has announced the extensive schedule of nationally broadcast matches airing on CBS and FOX Sports outlets.

• The action begins with on January 9, when the San Diego Mojo takes on the Orlando Valkyries in the season-opener, airing on FS2. During the first 11 days of the regular season, fans can see head-to-head action in four nationally broadcast matches, showcasing seven of PVF's eight teams.

**PVF CHAMPIONSHIP SET FOR VEGAS**

• Pro Volleyball Federation (PVF) will cap off its 2025 season with the PVF Championship in Las Vegas. The three postseason matches will take place at Lee's Family Forum in Henderson, Nev., home of the Vegas Thrill, with semifinal matches on Friday, May 9 and the Championship "Match for a Million" on Sunday, May 11.

• The Match for A Million offers the most lucrative prize in American volleyball. The winning team earns a \$1 million bonus to be distributed among its roster players. Two semifinal matches will precede the title match on Friday evening. All three matches will be broadcast nationally on CBS Sports Network, continuing PVF's mission to bring unmatched visibility to its athletes and fans.

• Lee's Family Forum is a 5,567-seat state-of-the-art arena designed for high-energy competition. Opened in 2022, the venue blends modern amenities with a versatile layout, providing a premium experience for fans and athletes. Just minutes from the Las Vegas Strip, it's the perfect



setting for the PVF's marquee moment.

• Tickets to the match will be available via ProVolleyball.com and the Lee's Family Forum box office.

**PVF MAKES HISTORY WITH INAUGURAL ALL-STAR MATCH AIRED NATIONALLY ON CBS**

• Pro Volleyball Federation (PVF), the leading professional volleyball league in the United States, announced the viewership ratings for the first PVF All-Star Match reached a peak viewership of 445,000 as the match neared its conclusion between 3 p.m. and 3:15 p.m. ET, finishing with an average viewership of 414,000. • Overall, the historic contest posted an overnight rating of 0.3.

• Battling for eyeballs on a crowded Saturday sports schedule, the PVF All-Star Match's rating surpassed the rating for that afternoon's featured MLS game on FOX and a pair of ACC men's basketball games on the CW.

**SPALDING CONTINUES AS OFFICIAL NET EQUIPMENT SUPPLIER**

• Spalding, a leader in sports equipment innovation, and Pro Volleyball Federation, North America's premier women's professional volleyball league, have announced the extension of their partnership, with Spalding continuing as the league's Official Volleyball Net Equipment Supplier through the next four years into 2027.

• Building on the league's successful inaugural season, where Pro Volleyball Federation teams played before nearly 400,000 fans and achieved significant social media growth, Spalding remains committed to enhancing the player and fan experience with its industry-leading Freestanding Volleyball Systems. Since joining forces in 2024, Spalding has supplied the league with its innovative Freestanding Volleyball Systems, which eliminate the need for permanent installations, offering unmatched flexibility and ease of use. This cutting edge equipment has played an integral role in providing a seamless on-court experience throughout the league's first year.

**2025 STANDINGS (Through May 1)**

	Overall					Match Result Details					Sets			Points		
	W	L	Pct.	H	A	Pts	3-0	3-1	3-2	2-3	Won	Lost	Ratio	Won	Lost	Ratio
Omaha Supernovas	19	7	.731	10-4	9-3	55	10	6	3	1	61	33	1.848	2171	2033	1.068
Atlanta Vibe	19	8	.704	10-3	9-5	52	5	7	7	2	64	45	1.422	2461	2336	1.054
Orlando Valkyries	17	10	.630	9-5	8-5	53	7	8	2	4	64	42	1.524	2396	2245	1.067
Indy Ignite	13	14	.481	8-6	5-8	42	3	7	3	6	57	55	1.036	2508	2476	1.013
Grand Rapids Rise	11	16	.407	6-7	5-9	34	5	2	4	5	50	58	.862	2397	2380	1.007
Vegas Thrill	10	16	.385	6-6	4-10	26	1	3	6	2	40	63	.635	2173	2341	.928
San Diego Mojo	10	17	.370	6-7	4-10	31	1	7	2	3	45	62	.726	2309	2420	.954
Columbus Fury	8	19	.296	6-8	2-11	28	3	3	2	6	41	64	.641	2221	2405	.923

# 2025 SAN DIEGO MOJO MATCH NOTES | 2025 SCHEDULE AND RESULTS

OVERALL RECORD: 10-17 [HOME: 6-7, AWAY: 4-10, NEUTRAL: 0-0]

#	DAY	DATE	OPPONENT	W/L	SCORE	SET SCORES	RECORD
1	Thursday	January 9	at Orlando	L	0-3	18-25, 18-25, 22-25	0-1
2	Saturday	January 11	at Columbus	W	3-1	25-18, 21-25, 25-19, 25-22	1-1
3	Thursday	January 16	Orlando	L	1-3	23-25, 25-20, 16-25, 15-25	1-2
4	Sunday	January 19	at Omaha	W	3-1	20-25, 25-19, 25-22, 25-22	2-2
5	Friday	January 24	Indy	W	3-1	18-25, 25-17, 30-28, 25-19	3-2
6	Thursday	January 30	Atlanta	L	1-3	15-25, 26-24, 17-25, 20-25	3-3
7	Sunday	February 2	at Grand Rapids	L	0-3	19-25, 22-25, 22-25	3-4
8	Friday	February 7	Vegas	L	0-3	22-25, 19-25, 20-25	3-5
9	Thursday	February 13	at Indy	L	1-3	21-25, 14-25, 25-18, 15-25	3-6
10	Sunday	February 16	at Omaha	L	0-3	21-25, 19-25, 18-25	3-7
11	Thursday	February 20	Omaha	L	1-3	25-22, 20-25, 16-25, 27-29	3-8
12	Thursday	February 27	Grand Rapids	W	3-1	25-11, 18-25, 25-23, 25-21	4-8
13	Saturday	March 1	Columbus	W	3-1	20-25, 25-16, 25-15, 25-22	5-8
14	Wednesday	March 5	at Grand Rapids	L	0-3	20-25, 24-26, 20-25	5-9
15	Sunday	March 9	Grand Rapids	L	1-3	17-25, 30-28, 15-25, 18-25	5-10
16	Thursday	March 13	at Orlando	W	3-2	17-25, 25-16, 25-15, 15-25, 17-15	6-10
17	Saturday	March 15	at Atlanta	L	2-3	25-15, 25-23, 19-25, 23-25, 14-16	6-11
18	Wednesday	March 19	Orlando	L	1-3	23-25, 23-25, 25-23, 12-25	6-12
19	Friday	March 28	at Atlanta	L	1-3	28-26, 20-25, 21-25, 24-26	6-13
20	Sunday	March 30	at Vegas	W	3-1	26-24, 24-26, 25-17, 25-17	7-13
21	Tuesday	April 8	Atlanta	L	2-3	25-21, 17-25, 13-25, 25-15, 12-15	7-14
22	Saturday	April 12	Omaha	W	3-1	25-19, 23-25, 27-25, 25-13	8-14
23	Wednesday	April 16	at Columbus	L	1-3	22-25, 20-25, 25-22, 19-25	8-15
24	Saturday	April 19	Vegas	W	3-2	25-23, 25-18, 21-25, 19-25, 15-10	9-15
25	Friday	April 25	at Vegas	L	2-3	26-24, 25-23, 18-25, 19-25, 11-15	9-16
26	Sunday	April 27	at Indy	L	1-3	22-25, 19-25, 25-20, 23-25	9-17
27	Thursday	May 1	Columbus	W	3-0	25-21, 25-21, 25-20	10-17
28	Saturday	May 3	Indy				

## RECORD WHEN...

Overall .....	10-17
Home .....	6-7
Away .....	4-10
Neutral .....	0-0
In Three Sets .....	1-5
In Four Sets .....	7-9
In Five Sets .....	2-3
Winning First Set .....	6-5
Losing First Set .....	4-12
Winning First Two Sets .....	1-2
Losing First Two Sets .....	0-9
Splitting First Two Sets .....	8-6
Leading 2-1 .....	9-2
Trailing 1-2 .....	0-10

Leading in Kills .....	6-2
Trailing in Kills .....	3-15
Tied in Kills .....	1-0
Leading in Aces .....	5-6
Trailing in Aces .....	2-9
Tied in Aces .....	3-2
Leading in Blocks .....	9-3
Trailing in Blocks .....	1-14
Tied in Blocks .....	0-0
Leading in Digs .....	6-6
Trailing in Digs .....	4-10
Tied in Digs .....	0-1
Leading in Assists .....	4-2
Trailing in Assists .....	4-15
Tied in Assists .....	2-0

On Monday .....	0-0
On Tuesday .....	0-1
On Wednesday .....	0-3
On Thursday .....	3-4
On Friday .....	1-4
On Saturday .....	4-1
On Sunday .....	2-4
In January .....	3-3
In February .....	1-5
In March .....	3-5
In April .....	2-4
In May .....	1-0
Blue Jersey .....	4-7
White Jersey .....	2-5
Yellow Jersey .....	3-4
Green Jersey .....	0-1
Camouflage Jersey .....	1-0

## 2025 STARTERS

Date	Opponent	W/L	Score	Setter	OH	OH	MB	MB	OPP	Libero
Jan. 9	at Orlando	L	0-3	Lee	Lund	Tabron	Blackwell	Stone	Pittman	Venegas
Jan. 11	at Columbus	W	3-1	Lee	Lund	Tabron	Blackwell	Stone	Pittman	Hiapo
Jan. 16	Orlando	L	1-3	Lee	Dahlke	Tabron	Blackwell	Stone	Pittman	Venegas
Jan. 19	at Omaha	W	3-1	Lee	Dahlke	Tabron	Blackwell	Stone	Pittman	Venegas
Jan. 24	Indy	W	3-1	Lee	Dahlke	Moore	Blackwell	Stone	Pittman	Venegas
Jan. 30	Atlanta	L	1-3	Lee	Dahlke	Moore	Blackwell	Stone	Page	Venegas
Feb. 2	at Grand Rapids	L	0-3	Lee	Tabron	Moore	Blackwell	Stone	Dahlke	Venegas
Feb. 7	Vegas	L	0-3	Lee	Dahlke	Moore	Blackwell	Stone	McGhee	Venegas
Feb. 13	at Indy	L	1-3	Lee	Dahlke	Moore	Page	Stone	McGhee	Venegas
Feb. 16	at Omaha	L	0-3	Lee	Dahlke	Lund	Jones	Stone	Page	Venegas
Feb. 20	Omaha	L	1-3	Lee	Dahlke	Moore	Jones	Stone	Page	Venegas
Feb. 27	Grand Rapids	W	3-1	Lee	Dahlke	Moore	Pittman	Stone	Page	Venegas
Mar. 1	Columbus	W	3-1	Lee	Dahlke	Moore	Pittman	Stone	Page	Venegas
Mar. 5	at Grand Rapids	L	0-3	Lee	Dahlke	Moore	Pittman	Stone	Page	Venegas
Mar. 9	Grand Rapids	L	1-3	Sponcil	Dahlke	Moore	Pittman	Stone	McGhee	Venegas
Mar. 13	at Orlando	W	3-2	Lee	Dahlke	Moore	Pittman	Stone	McGhee	Venegas
Mar. 15	at Atlanta	L	2-3	Lee	Dahlke	Tabron	Jones	Stone	Page	Venegas
Mar. 19	Orlando	L	1-3	Lee	Dahlke	Tabron	Jones	Stone	Page	Venegas
Mar. 28	at Atlanta	L	1-3	Sponcil	Dahlke	Tabron	Jones	Stone	Page	Venegas
Mar. 30	at Vegas	W	3-1	Sponcil	Dahlke	Tabron	Pittman	Stone	Page	Venegas
Apr. 8	Atlanta	L	2-3	Sponcil	Dahlke	Tabron	Pittman	Stone	Page	Venegas
Apr. 12	Omaha	W	3-1	Sponcil	Moore	Tabron	Pittman	Stone	Bedart-Ghani	Venegas
Apr. 16	at Columbus	L	1-3	Sponcil	Moore	Tabron	Pittman	Stone	Bedart-Ghani	Venegas
Apr. 19	Vegas	W	3-2	Lee	Dahlke	Moore	Pittman	Stone	Bedart-Ghani	Venegas
Apr. 25	at Vegas	L	2-3	Lee	Dahlke	Tabron	Pittman	Stone	Bedart-Ghani	Venegas
Apr. 27	at Indy	L	1-3	Sponcil	Moore	Tabron	Pittman	Stone	Bedart-Ghani	Venegas
May 1	Columbus	W	3-0	Sponcil	Moore	Tabron	Pittman	Stone	Page	Venegas
May 3	Indy									

## 2025 INDIVIDUAL MATCH-BY-MATCH LEADERS

OPPONENT	KILLS	ATTACKS	ACES	ASSISTS	DIGS	BLOCKS	POINTS
at Orlando (1/9)	Lund (10), Tabron (10)	Lund (31)	Pittman (1)	Lee (34)	Venegas (13)	Pittman (1), Stone (1)	Lund (10), Tabron (10)
at Columbus (1/11)	Dahlke (17)	Tabron (56)	Pittman (2)	Lee (41)	Dahlke (17)	Tabron (4)	Tabron (19)
Orlando (1/16)	Tabron (15)	Tabron (45)		Lee (37)	Dahlke (18)	Tabron (4)	Tabron (16)
at Omaha (1/19)	Dahlke (18)	Dahlke (45)	Jones (1), Pittman (1)	Lee (46)	Venegas (17)	Stone (4)	Dahlke (19)
Indy (1/24)	Moore (20)	Dahlke (56), Moore (56)	Moore (1)	Lee (45)	Venegas (18)	Page (4)	Moore (24)
Atlanta (1/30)	Dahlke (13)	Dahlke (43)	Dahlke (1), McGhee (1), Stone (1)	Lee (34)	Lee (17)	Lee (2), Page (2), Stone (2)	Dahlke (14), Stone (14)
at Grand Rapids (2/2)	Dahlke (12)	Dahlke (30)	Blackwell (2), Lee (2)	Lee (36)	Lee (7), McGhee (7)	Blackwell (2), Tabron (2)	Dahlke (14)
Vegas (2/7)	McGhee (16)	McGhee (37)	Dahlke (2)	Lee (30)	Venegas (16)	Dahlke (1), Lee (1), McGhee (1), Stone (1)	McGhee (17)
at Indy (2/13)	Dahlke (22)	Dahlke (52)	Dahlke (2)	Lee (36)	Dahlke (11)	Page (4)	Dahlke (24)
at Omaha (2/16)	Lund (10)	Tabron (26)	Lund (1)	Sponcil (20)	Venegas (14)	Stone (2)	Lund (11)
Omaha (2/20)	Dahlke (16)	Moore (50)	Blackwell (1), Dahlke (1), Lee (1)	Lee (43)	Venegas (23)	Blackwell (3), Stone (3)	Dahlke (18)
Grand Rapids (2/27)	Dahlke (16)	Dahlke (42)	Pittman (2)	Lee (48)	Lee (14)	Pittman (6)	Pittman (20)
Columbus (3/1)	Stone (12)	Dahlke (29), Moore (29)	Page (2), Stone (2)	Lee (49)	Dahlke (17)	Pittman (7)	Pittman (18)
at Grand Rapids (3/5)	Tabron (9)	McGhee (27)	Lund (1)	Sponcil (17)	Venegas (13)	Pittman (5)	Tabron (10)
Grand Rapids (3/9)	McGhee (15)	Dahlke (46)	Moore (2)	Lee (28)	Venegas (15)	Lee (3), Stone (3)	McGhee (15)
at Orlando (3/13)	Dahlke (20)	Dahlke (59)	Jones (1), Tabron (1)	Lee (44)	Lee (17)	Stone (6)	Dahlke (21)
at Atlanta (3/15)	Tabron (20)	Tabron (55)	Tabron (2)	Lee (54)	Dahlke (21)	Page (3), Tabron (3)	Tabron (25)
Orlando (3/19)	Tabron (15)	Tabron (45)	Lee (1)	Lee (41)	Venegas (22)	Tabron (4)	Tabron (19)
at Atlanta (3/28)	Tabron (17)	Tabron (51)	Dahlke (1), Page (1), Sponcil (1)	Sponcil (39)	Venegas (16)	Tabron (5)	Tabron (22)
at Vegas (3/30)	Dahlke (21)	Dahlke (49)	Dahlke (1), Page (1), Stone (1), Tabron (1)	Sponcil (44)	Tabron (15)	Pittman (7)	Dahlke (23)
Atlanta (4/8)	Bedart-Ghani (14)	Tabron (40)	Bedart-Ghani (2), Pittman (2), Tabron (2)	Sponcil (41)	Sponcil (16)	Pittman (6), Stone (6)	Bedart-Ghani (16)
Omaha (4/12)	Bedart-Ghani (13), Moore (13)	Tabron (39)	Bedart-Ghani (3)	Sponcil (46)	Tabron (20)	Stone (8)	Bedart-Ghani (20)
at Grand Rapids (4/16)	Tabron (17)	Tabron (49)	Page (1)	Lee (30)	Venegas (13)	Stone (4)	Tabron (17)
Vegas (4/19)	Bedart-Ghani (17)	Bedart-Ghani (43)	Bedart-Ghani (3)	Lee (48)	Dahlke (14)	Tabron (5)	Bedart-Ghani (23)
at Vegas (4/25)	Bedart-Ghani (14)	Dahlke (44)	Bedart-Ghani (2)	Lee (31)	Venegas (22)	Pittman (6)	Bedart-Ghani (17)
at Indy (4/27)	Moore (15)	Moore (53)	Bedart-Ghani (1)	Sponcil (44)	Sponcil (16)	Stone (4)	Moore (16)
Columbus (5/1)	Pittman (10)	Moore (31)	McGhee (2)	Sponcil (32)	Tabron (12)	McGhee (3), Pittman (3)	Pittman (13)
Indy (5/3)							

## 2025 TEAM MATCH-BY-MATCH STATISTICS

DATE	MATCHUP	KILLS	ATTACKS	ATTACK %	ASSISTS	DIGS	BLOCKS	ACES	SERVICE ERRORS
01/09	San Diego (L, 0-3) at Orlando	39	126	.175	36	46	2	1	10
		44	116	.319	40	58	5	4	8
01/11	San Diego (W, 3-1) at Columbus	50	162	.198	45	73	13	4	10
		52	165	.158	49	80	9	4	13
01/16	San Diego (L, 1-3) Orlando	47	163	.176	44	75	8	0	7
		64	162	.302	59	75	10	3	16
01/19	San Diego (W, 3-1) at Omaha	56	132	.356	52	73	8	2	15
		62	168	.250	54	58	5	1	15
01/24	San Diego (W, 3-1) Indy	60	171	.181	54	78	14	1	6
		49	160	.144	47	60	15	3	8
01/30	San Diego (L, 1-3) Atlanta	45	152	.145	44	67	6	3	9
		63	154	.318	60	78	6	9	15
02/02	San Diego (L, 0-3) at Grand Rapids	40	113	.168	39	37	7	6	6
		42	104	.288	41	51	15	5	3
02/07	San Diego (L, 0-3) Vegas	39	105	.219	38	46	4	3	8
		45	107	.318	44	43	10	4	7
02/13	San Diego (L, 1-3) Indy	51	152	.184	49	56	6	4	7
		57	137	.343	55	69	6	3	8
02/16	San Diego (L, 0-3) at Omaha	37	112	.170	36	45	3	1	11
		42	107	.299	39	50	10	2	8
02/20	San Diego (L, 1-3) Omaha	51	173	.150	48	84	11	3	7
		62	174	.236	56	74	12	1	8
02/27	San Diego (W, 3-1) Grand Rapids	55	148	.196	53	80	16	3	6
		41	163	.086	39	65	9	2	8
03/01	San Diego (W, 3-1) Columbus	55	145	.255	52	73	13	6	7
		49	160	.156	45	64	8	1	7
03/05	San Diego (L, 0-3) at Grand Rapids	35	123	.122	33	56	9	1	5
		47	135	.215	44	61	13	4	9
03/09	San Diego (L, 1-3) Grand Rapids	43	166	.042	43	66	10	3	4
		60	152	.276	55	69	18	2	13
03/13	San Diego (W, 3-2) at Orlando	60	181	.204	54	78	11	2	8
		60	182	.170	56	82	8	2	6
03/15	San Diego (L, 2-3) at Atlanta	65	177	.232	62	82	10	4	9
		62	178	.213	60	73	12	4	10
03/19	San Diego (L, 1-3) Orlando	49	148	.209	45	73	14	1	9
		65	169	.260	60	69	9	4	11
03/28	San Diego (L, 1-3) at Atlanta	56	166	.193	53	74	14	3	8
		64	174	.241	57	76	10	6	11
03/30	San Diego (W, 3-1) at Vegas	53	130	.285	48	58	13	4	11
		50	140	.157	48	54	5	4	12
04/08	San Diego (L, 2-3) Atlanta	49	172	.174	44	71	15	7	10
		66	179	.246	65	89	9	5	13
04/12	San Diego (W, 3-1) Omaha	57	167	.192	56	79	17	5	8
		46	160	.119	44	76	12	1	6
04/16	San Diego (L, 1-3) at Grand Rapids	51	146	.178	47	62	9	1	7
		58	158	.222	51	66	12	4	10
04/19	San Diego (W, 3-2) Vegas	56	159	.201	54	67	15	4	12
		60	168	.208	59	69	11	5	14
04/25	San Diego (L, 2-3) at Vegas	50	185	.103	46	74	13	5	7
		66	187	.187	64	83	14	4	12
04/27	San Diego (L, 1-3) at Indy	57	171	.175	55	78	12	1	10
		52	164	.177	49	69	19	3	6
05/01	San Diego (W, 3-0) Columbus	41	123	.203	38	51	11	4	5
		38	123	.146	38	61	7	3	5
05/03	San Diego Indy								



# TAYYIBA HANEEF-PARK

HEAD COACH

The 2024 Pro Volleyball Federation Coach of the Year, Tayyiba Haneef-Park is a three-time Olympian with the United States. Haneef-Park won silver with Team USA at the 2008 Beijing Olympics and 2012 London Olympics. She serves as an assistant coach for the U.S. Women's National Team and has been selected for induction into the USA Volleyball Hall of Fame as part of the Class of 2025.

Last season, Haneef-Park led the Mojo to a 13-11 regular-season record and No. 3 seed in the PVF playoffs in their first season. The club started 2-6 before winning 11 of its next 16 games to qualify for the postseason, falling one set short of reaching the championship match.

Prior to joining the Mojo, she spent 2022 as an assistant coach with Oregon Volleyball, during which the Ducks sported a 26-6 record, including a 17-3 mark in Pac-12 play. The 17 conference wins were a program record. Haneef-Park also spent two seasons (2015-16) as an assistant coach with Arizona Beach Volleyball, helping the Wildcats to a 38-10 record.

In addition to her Olympic performances, Haneef-Park contributed to notable achievements such as a gold medal at the 2012 FIVB World Grand Prix and bronze finishes at the 2003 and 2004 Grand Prix.

Haneef-Park played professionally for 11 years from 2001-12 with stops in Italy, Japan, Russia, Turkey and Azerbaijan. She began coaching in 2014, serving as an assistant on collegiate staffs with Arizona from 2014-16 and Oregon from 2022-23. She has also served as an assistant with various USA Volleyball teams during that time, but recently helping the United States win silver at the Pan American Cup in August and NORCECA Final Six in June.

Collegiately, Haneef-Park was a 2001 All-American at Long Beach State and helped The Beach to a national championship in 1998 and a runner-up finish in 2001. She also competed in track & field for Long Beach State and was a three-time All-American in the high jump.

## THE HANEEF-PARK FILE

### PERSONAL

Hometown ..... Laguna Beach, Calif.  
Education ..... Long Beach State (2001)  
Spouse ..... Anthony Park  
Children ..... Two

### YEAR-BY-YEAR

AS HEAD COACH			
Year	School	Record	Postseason
2025	San Diego	10-17	
2024	San Diego	13-11	Semifinals

REGULAR SEASON ..... 23-28 (.451)  
POSTSEASON ..... 0-1 (.000)  
OVERALL RECORD ..... 23-29 (.442)

### AS ASSISTANT COACH (COLLEGE)

Year	School (Position)	Postseason
2022	Oregon (Assistant Coach)	Elite Eight
2016	Arizona (Assistant Beach Coach)	Elite Eight
2015	Arizona (Assistant Beach Coach)	Final Four

## COACHING STAFF



DEITRE COLLINS-PARKER  
ASSISTANT COACH



NOEL CARPIO  
ASSISTANT COACH



# RAINELLE JONES

#1

MIDDLE BLOCKER | 6-4 | Oxon Hill, Md. (Maryland)

- Played with the Columbus Fury in 2024.
- Appeared in all 24 matches for Columbus in the inaugural 2024 Pro Volleyball Federation season, starting 17 matches and playing in 69 sets. She registered 85 kills, 35 blocks, 28 digs and nine service aces for the Fury.
- Competed with Pallavolo Pinerolo of the Italian Serie A1 league in 2022-23.
- Was a five-year starter at the University of Maryland (2018-22).
- Concluded her Terrapin career as the program's all-time leader in total blocks (718) and block assists (654).
- Ranked third in all-time in Big Ten history in block assists and fifth in total blocks.
- Led the NCAA with in blocks per set in 2021 (1.73) and 2022 (1.59).
- 2022 Volleyball Magazine All-America Honorable Mention.
- Second-team All-Big Ten selection in 2022.

## MATCH-BY-MATCH

Date	Opponent	W/L	SP	POINTS	SERVE			RECEPTION				ATTACKS						BLOCK	OTHER	
				Total	Total	Error	Ace	Total	Error	Pos%	Perf%	Total	Error	Blk	Kill	Kill%	Eff%	Total	Dig	Assist
1/9	at Orlando	L										DNP								
1/11	at Columbus	W										DNP								
1/16	Orlando	L										DNP								
1/19	at Omaha	W	2	5	8	4	1	1	0	0%	0%	5	0	0	4	80%	.800	0	0	0
1/24	Indy	W										DNP								
1/30	Atlanta	L										Practice Squad								
2/2	at Grand Rapids	L										Practice Squad								
2/7	Vegas	L	1	1	3	1	0	0	0	-	-	1	0	0	1	100%	1.000	0	0	1
2/13	at Indy	L	2	8	6	1	1	1	0	100%	0%	16	3	1	5	31%	.062	2	0	0
2/16	at Omaha	L	3	2	8	3	0	2	1	0%	0%	9	1	2	2	22%	-.111	0	1	0
2/20	Omaha	L	2	1	4	0	0	0	0	-	-	6	0	2	1	17%	-.167	0	1	0
2/27	Grand Rapids	W										DNP								
3/1	Columbus	W										DNP								
3/5	at Grand Rapids	L										DNP								
3/9	Grand Rapids	L	2	1	5	0	0	0	0	-	-	4	0	1	1	25%	.000	0	1	0
3/13	at Orlando	W	4	7	16	1	1	0	0	-	-	12	0	0	6	50%	.500	0	2	0
3/15	at Atlanta	L	5	5	16	5	1	0	0	-	-	12	3	0	4	33%	.083	0	3	1
3/19	Orlando	L	3	3	7	2	0	0	0	-	-	7	0	0	3	43%	.429	0	0	0
3/28	at Atlanta	L	2	5	5	0	0	0	0	-	-	12	2	1	4	33%	.083	1	1	1
3/30	at Vegas	W										DNP								
4/8	Atlanta	L										Practice Squad								
4/12	Omaha	W										Practice Squad								
4/16	at Columbus	L										DNP								
4/19	Vegas	W										Practice Squad								
4/25	at Vegas	L										Practice Squad								
4/27	at Indy	L										Practice Squad								
5/1	Columbus	W										DNP								
5/3	Indy																			
Total (10)			26	38	78	17	4	4	1	-	-	84	9	7	31	37%	.179	3	9	3
Set Avg.			-	1.46	3.00	0.65	0.15	0.15	0.04	-	-	3.23	0.35	0.27	1.19	37%	.179	0.12	0.35	0.12

## PVF CAREER STATISTICS

YR	TEAM	GP	SP	POINTS	SERVE			RECEPTION		ATTACKS						BLOCK	OTHER	
				Total	Total	Error	Ace	Total	Error	Total	Error	Blk	Kill	Kill%	Eff%	Total	Dig	Assist
2024	Columbus	24	69	127	153	28	9	9	1	218	16	13	85	39%	.256	33	28	2
2025	San Diego	10	26	38	78	17	4	4	1	84	9	7	31	37%	.179	3	9	3
Total		35	95	165	231	45	13	13	2	302	25	20	116	38%	.235	36	37	5
Set Avg.		-	-	1.74	2.43	0.47	0.14	0.14	0.02	3.18	0.26	0.21	1.22	38%	.235	0.38	0.39	0.05



# SHARA VENEGAS

#2

LIBERO | 5-7 | Toa Baja, Puerto Rico (Universidad Metropolitana)

- Appeared in all 24 regular season matches with 23 starts for the Mojo in the inaugural 2024 Pro Volleyball Federation season, collecting 345 digs and dishing out 96 assists. She ranked fourth in the league in both digs and digs per set (3.63).
- Olympic Games Rio, 2016 (First team in the history of Puerto Rico volleyball to play in the Olympic games)
- 12+ years Puerto Rico League (7-time champion)
- 12+ years Puerto Rico National Team (2009-23)
- Four Volleyball World Championships, 2010-22
- Three Central Americans and Caribbean Games (Bronze and Silver Medal)
- Two Panamericans Games
- Five-time NORCECA (Silver and Bronze Medalist)
- Five-time Pan American Cup (Silver and Bronze Medalist)

## MATCH-BY-MATCH

Date	Opponent	W/L	SP	POINTS	SERVE			RECEPTION				ATTACKS						BLOCK	OTHER	
				Total	Total	Error	Ace	Total	Error	Pos%	Perf%	Total	Error	Blk	Kill	Kill%	Eff%	Total	Dig	Assist
1/9	at Orlando	L	3	0	0	0	0	11	1	36%	9%	0	0	0	0	-	-	0	13	2
1/11	at Columbus	W						Practice Squad												
1/16	Orlando	L	4	0	0	0	0	8	0	75%	25%	0	0	0	0	-	-	0	16	3
1/19	at Omaha	W	4	0	0	0	0	17	0	59%	24%	0	0	0	0	-	-	0	17	2
1/24	Indy	W	4	0	0	0	0	8	0	38%	0%	0	0	0	0	-	-	0	18	6
1/30	Atlanta	L	4	0	0	0	0	18	0	50%	11%	0	0	0	0	-	-	0	14	6
2/2	at Grand Rapids	L	3	0	0	0	0	12	0	42%	17%	0	0	0	0	-	-	0	6	2
2/7	Vegas	L	3	0	0	0	0	8	0	62%	25%	0	0	0	0	-	-	0	16	4
2/13	at Indy	L	4	0	0	0	0	20	0	60%	35%	0	0	0	0	-	-	0	9	4
2/16	at Omaha	L	3	0	0	0	0	11	0	36%	9%	0	0	0	0	-	-	0	14	2
2/20	Omaha	L	4	0	0	0	0	19	0	68%	37%	0	0	0	0	-	-	0	23	3
2/27	Grand Rapids	W	4	0	0	0	0	16	0	50%	12%	0	0	0	0	-	-	0	13	4
3/1	Columbus	W	4	0	0	0	0	15	0	53%	13%	0	0	0	0	-	-	0	15	2
3/5	at Grand Rapids	L	3	0	0	0	0	15	0	53%	27%	0	0	0	0	-	-	0	13	3
3/9	Grand Rapids	L	4	0	0	0	0	14	0	28%	14%	0	0	0	0	-	-	0	15	2
3/13	at Orlando	W	5	0	0	0	0	21	1	48%	19%	0	0	0	0	-	-	0	15	4
3/15	at Atlanta	L	5	0	0	0	0	11	0	45%	18%	0	0	0	0	-	-	0	18	3
3/19	Orlando	L	4	0	0	0	0	15	0	53%	27%	0	0	0	0	-	-	0	22	1
3/28	at Atlanta	L	4	0	0	0	0	11	2	55%	18%	0	0	0	0	-	-	0	16	7
3/30	at Vegas	W	4	0	0	0	0	19	1	37%	11%	0	0	0	0	-	-	0	13	3
4/8	Atlanta	L	5	0	0	0	0	15	0	60%	20%	0	0	0	0	-	-	0	14	3
4/12	Omaha	W	4	0	0	0	0	19	0	74%	21%	0	0	0	0	-	-	0	18	4
4/16	at Columbus	L	4	0	0	0	0	21	1	33%	19%	0	0	0	0	-	-	0	13	3
4/19	Vegas	W	5	0	0	0	0	18	1	44%	28%	0	0	0	0	-	-	0	9	3
4/25	at Vegas	L	5	0	0	0	0	30	0	43%	23%	0	0	0	0	-	-	0	22	5
4/27	at Indy	L	4	0	0	0	0	16	1	31%	12%	0	0	0	0	-	-	0	14	4
5/1	Columbus	W	3	0	0	0	0	12	0	50%	17%	0	0	0	0	-	-	0	11	4
5/3	Indy																			
Total (26)			103	0	0	0	0	400	8	-	-	0	0	0	0	-	-	0	387	89
Set Avg.			-	0.00	0.00	0.00	0.00	3.88	0.08	-	-	0.00	0.00	0.00	0.00	-	-	0.00	3.76	0.86

## PVF CAREER STATISTICS

YR	TEAM	GP	SP	POINTS	SERVE			RECEPTION		ATTACKS						BLOCK	OTHER	
				Total	Total	Error	Ace	Total	Error	Total	Error	Blk	Kill	Kill%	Eff%	Total	Dig	Assist
2024	San Diego	24	95	1	2	1	0	437	13	1	0	0	1	100%	1.000	0	345	96
2025	San Diego	26	103	0	0	0	0	400	8	0	0	0	0	-	-	0	387	89
Total		50	198	1	2	1	0	837	21	1	0	0	1	100%	1.000	0	732	185
Set Avg.		-	-	0.01	0.01	0.01	0.00	4.23	0.11	0.01	0.00	0.00	0.01	100%	1.000	0.00	3.70	0.93



# T'ARA CEASAR

#3

OUTSIDE HITTER | 6-1 | Panama City, Fla. (Florida)

- Signed with the San Diego Mojo as a free agent on March 18, 2025
- Spent the last two seasons with Serbian club Radnički Beograd and the 2023-24 season with Italy's UYBA Volley Busto Arsizio.
- Prior to playing in Italy, played the 2022-23 season in Poland with BKS Stal Bielsko-Biala where she guided the team to a fourth-place finish in the Tauron Liga, also earning MVP accolades in the Memoriał Agaty Mróz-Olszewskiej tournament.
- Began her professional career in 2021-22 with Allianz MTV Stuttgart, helping the club to championships in the German Women's Volleyball League and German Women's Volleyball Cup.
- Competed collegiately for the Florida Gators, where she was a 2021 VolleyballMag.com Honorable Mention All-America and 2020 AVCA All-America Second Team honoree, as well as a two-time AVCA All-Southeast Region and All-SEC Team selection in 2020-21.
- Before arriving in Gainesville, she attended Georgia in 2017-18, earning All-SEC and All-SEC Freshmen Team in 2017.
- In 2018, she competed with the USA Women's Collegiate National Team in China on a team that included Mojo head coach Tayyiba Haneef-Park among its assistant coaches. While in China, she helped coach USA Volleyball mini clinic at a middle school.
- Was a three-time all-county honoree at Mosley High School and the Region 6A Player of the Year in her senior season.

## MATCH-BY-MATCH

Date	Opponent	W/L	SP	POINTS		SERVE			RECEPTION				ATTACKS					BLOCK	OTHER	
				Total	Total	Error	Ace	Total	Error	Pos%	Perf%	Total	Error	Blk	Kill	Kill%	Eff%	Total	Dig	Assist
3/19	Orlando	L										Practice Squad								
3/28	at Atlanta	L	2	4	7	2	0	22	1	45%	27%	13	1	1	4	31%	.154	0	2	0
3/30	at Vegas	W										DNP								
4/8	Atlanta	L										DNP								
4/12	Omaha	W										DNP								
4/16	at Columbus	L										DNP								
4/19	Vegas	W										DNP								
4/25	at Vegas	L	1	2	0	0	0	1	0	0%	0%	9	0	3	2	22%	-.111	0	3	0
4/27	at Indy	L	1	2	1	0	0	4	0	25%	25%	6	0	3	1	17%	-.333	1	3	0
5/1	Columbus	W										DNP								
5/3	Indy																			
Total (3)			4	8	8	2	0	27	1	-	-	28	1	7	7	25%	-.036	1	8	0
Set Avg.			-	2.00	2.00	0.50	0.00	6.75	0.25	-	-	7.00	0.25	1.75	1.75	25%	-.036	0.25	2.00	0.00



# RONIKA STONE

#7

MIDDLE BLOCKER | 6-2 | San Jose, Calif. (Oregon)

- PVF Preseason All-League Team (2025)
- Second-Team All-PVF (2024)
- In 2024, Stone led the league in hitting percentage (.336), ranked seventh in kill percentage (.406), tied for eighth in service aces (13), and was ninth in blocks per set (0.53).
- Was one of four players to appear on all 24 regular season matches for the Mojo in 2024 and among three to start each match, leading the team with 96 sets played.
- Pac-12 All-Freshman Team honors at Oregon.
- Three-time All-Pac-12 First Team
- AVCA All-America Second Team
- One of two players in University of Oregon history to rank in the top 10 for blocks and points
- Parents are Ron Stone (13-year NFL veteran, 3-time Pro Bowl selection) and Roxanne Stone
- Fiancé is Green Bay Packers quarterback Jordan Love

## MATCH-BY-MATCH

Date	Opponent	W/L	SP	POINTS	SERVE			RECEPTION				ATTACKS						BLOCK	OTHER	
				Total	Total	Error	Ace	Total	Error	Pos%	Perf%	Total	Error	Blk	Kill	Kill%	Eff%	Total	Dig	Assist
1/9	at Orlando	L	3	6	8	2	0	1	0	0%	0%	16	1	1	5	31%	.188	1	4	0
1/11	at Columbus	W	4	7	20	0	0	0	0	-	-	17	0	3	4	24%	.118	3	3	0
1/16	Orlando	L	4	8	12	0	0	3	0	67%	0%	19	3	0	7	37%	.211	1	3	0
1/19	at Omaha	W	4	13	13	0	0	0	0	-	-	21	0	2	9	43%	.333	4	7	0
1/24	Indy	W	4	11	19	0	0	2	1	0%	0%	20	0	1	8	40%	.350	3	10	0
1/30	Atlanta	L	4	14	11	1	1	1	0	0%	0%	21	2	1	11	52%	.381	2	5	0
2/2	at Grand Rapids	L	3	7	13	1	0	0	0	-	-	12	1	4	6	50%	.083	1	1	0
2/7	Vegas	L	3	5	8	1	0	1	0	100%	0%	12	0	3	4	33%	.083	1	3	1
2/13	at Indy	L	4	8	15	0	0	0	0	-	-	17	0	1	8	47%	.412	0	3	0
2/16	at Omaha	L	3	5	9	0	0	0	0	-	-	11	1	0	3	27%	.182	2	1	1
2/20	Omaha	L	4	10	12	1	0	0	0	-	-	21	0	0	7	33%	.333	3	4	1
2/27	Grand Rapids	W	4	11	15	2	0	0	0	-	-	17	2	2	8	47%	.235	3	3	0
3/1	Columbus	W	4	16	21	0	2	2	0	100%	50%	25	1	0	12	48%	.440	2	4	0
3/5	at Grand Rapids	L	3	5	9	1	0	1	0	0%	0%	9	0	0	2	22%	.222	3	6	0
3/9	Grand Rapids	L	4	11	20	1	1	2	0	50%	50%	23	2	0	7	30%	.217	3	3	0
3/13	at Orlando	W	5	15	13	1	0	2	0	50%	0%	22	1	2	9	41%	.273	6	1	1
3/15	at Atlanta	L	5	15	13	0	0	2	0	0%	0%	32	1	2	15	47%	.375	0	3	1
3/19	Orlando	L	4	14	13	0	0	2	0	0%	0%	20	2	0	11	55%	.450	3	4	1
3/28	at Atlanta	L	4	10	9	1	0	1	0	100%	100%	16	0	0	9	56%	.562	1	5	0
3/30	at Vegas	W	4	13	18	1	1	0	0	-	-	25	1	1	10	40%	.320	2	2	0
4/8	Atlanta	L	5	10	8	1	0	1	0	100%	100%	22	1	0	4	18%	.136	6	1	0
4/12	Omaha	W	4	19	14	2	0	0	0	-	-	26	1	1	11	42%	.346	8	0	0
4/16	at Columbus	L	4	15	11	0	0	2	0	0%	0%	23	3	2	11	48%	.281	4	5	0
4/19	Vegas	W	5	9	13	0	0	2	0	50%	50%	16	2	0	6	38%	.250	3	2	0
4/25	at Vegas	L	5	9	8	0	1	2	0	50%	50%	20	1	0	5	25%	.200	3	1	1
4/27	at Indy	L	4	12	20	1	0	4	0	75%	25%	22	2	0	8	36%	.273	4	7	0
5/1	Columbus	W	3	9	10	1	0	4	0	75%	0%	14	0	0	7	50%	.500	2	4	0
5/3	Indy																			
Total (27)				107	287	355	18	6	35	1	-	519	28	26	207	40%	.297	74	95	7
Set Avg.				-	2.68	3.32	0.17	0.06	0.33	0.01	-	4.85	0.26	0.24	1.93	40%	.297	0.69	0.89	0.07

## PVF CAREER STATISTICS

YR	TEAM	GP	SP	POINTS	SERVE			RECEPTION		ATTACKS						BLOCK	OTHER	
				Total	Total	Error	Ace	Total	Error	Total	Error	Blk	Kill	Kill%	Eff%	Total	Dig	Assist
2024	San Diego	24	96	238	308	13	13	39	0	429	18	12	174	41%	.337	51	64	10
2025	San Diego	27	107	287	355	18	6	35	1	519	28	26	207	40%	.297	74	95	7
Total		51	203	525	663	31	19	74	1	948	46	38	381	40%	.313	125	159	17
Set Avg.		-	-	2.59	3.27	0.15	0.09	0.36	0.00	4.67	0.23	0.19	1.88	40%	.313	0.62	0.78	0.08



# KENDRA DAHLKE

#8

OUTSIDE HITTER | 6-0 | Bonsall, Calif. (Arizona)

- In 2024, Dahlke appeared in 13 matches (eight starts) and 37 sets for San Diego in the inaugural 2024 Pro Volleyball Federation season, recording 96 kills, 84 digs, 12 blocks, three service aces and three assists.
- Dahlke has served as an Assistant Coach for the UC Davis Volleyball team since 2022.
- Dahlke capped off one of the most successful seasons by an outside hitter at Arizona in her senior season (2018) with a Volleyball Magazine Third-Team All-America honor. That year, she led the Pac-12 Conference and finished fifth in the country with 4.77 kills/set.
- During her junior year, Dahlke led the team with 3.26 kills/set overall and 3.50 kills/set in Pac-12 matches.
- Dahlke's career total of 1,408 kills ranks seventh-most in Arizona history.
- A four-year letterwinner at Fallbrook High School in Bonsall, Calif.
- Named the 2014 Junior Olympic Most Valuable Player in 2014 and was named to the All-Tournament Team in 2015 with her team Coast VBC 18-1 Mizuno.

## MATCH-BY-MATCH

				POINTS		SERVE			RECEPTION				ATTACKS						BLOCK		OTHER	
Date	Opponent	W/L	SP	Total	Total	Error	Ace	Total	Error	Pos%	Perf%	Total	Error	Blk	Kill	Kill%	Eff%	Total	Dig	Assist		
1/9	at Orlando	L	1	3	4	1	0	4	1	0%	0%	14	2	0	3	21%	.071	0	7	0		
1/11	at Columbus	W	4	17	14	2	0	26	0	57%	27%	45	2	2	17	38%	.289	0	17	2		
1/16	Orlando	L	4	14	12	3	0	31	1	45%	28%	40	2	1	14	35%	.275	0	18	1		
1/19	at Omaha	W	4	19	16	2	0	25	0	56%	20%	45	1	1	18	40%	.356	1	12	0		
1/24	Indy	W	4	19	15	3	0	35	1	28%	11%	56	4	8	19	34%	.125	0	11	1		
1/30	Atlanta	L	4	14	15	2	1	24	1	38%	21%	43	4	3	13	30%	.140	0	6	1		
2/2	at Grand Rapids	L	3	14	10	1	1	17	1	24%	6%	30	2	3	12	40%	.233	1	4	1		
2/7	Vegas	L	3	13	12	2	2	22	0	23%	9%	22	1	1	10	45%	.364	1	7	1		
2/13	at Indy	L	4	24	16	3	2	34	2	44%	21%	52	5	0	22	42%	.327	0	11	0		
2/16	at Omaha	L	2	3	4	2	0	13	1	23%	0%	10	0	2	2	20%	.000	1	3	0		
2/20	Omaha	L	4	18	15	3	1	47	0	49%	21%	49	5	3	16	33%	.163	1	12	1		
2/27	Grand Rapids	W	4	17	23	1	0	20	0	45%	10%	42	7	2	16	38%	.167	1	11	0		
3/1	Columbus	W	4	10	9	3	0	20	0	40%	10%	29	5	2	9	31%	.069	1	17	0		
3/5	at Grand Rapids	L	3	6	9	0	0	16	2	25%	12%	24	1	2	6	25%	.125	0	7	0		
3/9	Grand Rapids	L	4	11	10	2	0	21	1	71%	33%	46	4	5	9	20%	.000	2	14	0		
3/13	at Orlando	W	5	21	14	1	0	19	0	42%	21%	59	4	1	20	34%	.254	1	15	3		
3/15	at Atlanta	L	5	17	14	1	0	25	0	44%	24%	51	3	5	15	28%	.137	2	21	0		
3/19	Orlando	L	4	7	15	2	0	30	3	23%	7%	32	3	4	7	22%	.000	0	9	0		
3/28	at Atlanta	L	3	7	21	2	1	36	2	61%	31%	27	2	2	6	22%	.074	0	12	1		
3/30	at Vegas	W	4	23	15	3	1	37	2	32%	8%	49	5	3	21	43%	.265	1	5	0		
4/8	Atlanta	L	2	9	7	1	0	24	2	38%	21%	25	3	1	8	32%	.160	1	8	0		
4/12	Omaha	W	DNP																			
4/16	at Columbus	L	2	5	8	2	0	19	1	26%	11%	19	0	2	5	26%	.158	0	6	0		
4/19	Vegas	W	5	11	21	3	0	31	1	39%	19%	36	5	5	10	28%	.000	1	14	0		
4/25	at Vegas	L	5	15	17	1	1	41	3	27%	12%	44	6	4	11	25%	.023	3	12	1		
4/27	at Indy	L	DNP																			
5/1	Columbus	W	Practice Squad																			
5/3	Indy																					
Total (24)			87	317	316	46	10	617	24	-	-	889	76	62	289	33%	.170	18	259	13		
Set Avg.			-	3.64	3.63	0.53	0.11	7.09	0.28	-	-	10.22	0.87	0.71	3.32	33%	.170	0.21	2.98	0.15		

## PVF CAREER STATISTICS

				POINTS	SERVE			RECEPTION		ATTACKS						BLOCK	OTHER	
YR	TEAM	GP	SP	Total	Total	Error	Ace	Total	Error	Total	Error	Blk	Kill	Kill%	Eff%	Total	Dig	Assist
2024	San Diego	13	37	111	111	16	3	250	10	307	23	25	96	31%	.156	12	84	3
2025	San Diego	24	87	317	316	46	10	617	24	889	76	62	289	33%	.170	18	259	13
Total		37	124	428	427	62	13	867	34	1196	99	87	385	32%	.166	30	343	16
Set Avg.		-		3.45	3.44	0.50	0.10	6.99	0.27	9.65	0.80	0.70	3.10	32%	.166	0.24	2.77	0.13



# JENAISSYA MOORE

#10

**OPPOSITE HITTER | 6-0 | Germantown, Md. (Tennessee)**

- Selected in the fourth round and 28th overall by the Columbus Fury in 2023 PVF Draft.
- Played four season at Ohio State (2019-22) where she totaled 804 kills
- Set career-highs in kills (394) and hitting percentage (.302) in her lone season at Tennessee in 2023
- Tabbed to the VolleyballMag.com All-America Third Team and was honorable mention for AVCA after totaling 394 kills, 150 digs, 44 blocks and 19 assists.
- Selected for the 2023 All-SEC and AVCA Southeast All-Region Teams.
- Ranked second on the team and seventh in the SEC in kills per set (3.72).

## MATCH-BY-MATCH

				POINTS		SERVE		RECEPTION				ATTACKS						BLOCK		OTHER	
Date	Opponent	W/L	SP	Total	Total	Error	Ace	Total	Error	Pos%	Perf%	Total	Error	Bik	Kill	Kill%	Eff%	Total	Dig	Assist	
1/9	at Orlando	L	DNP																		
1/11	at Columbus	W	DNP																		
1/16	Orlando	L	1	2	2	0	0	7	1	14%	0%	8	0	0	2	25%	.250	0	1	0	
1/19	at Omaha	W	4	8	17	1	0	23	0	65%	48%	24	1	0	8	33%	.292	0	7	2	
1/24	Indy	W	4	24	12	1	1	27	0	44%	19%	56	5	3	20	36%	.214	3	12	1	
1/30	Atlanta	L	4	7	13	0	0	33	0	36%	12%	33	3	2	7	21%	.061	0	11	1	
2/2	at Grand Rapids	L	2	1	6	1	1	9	2	44%	22%	11	0	1	0	0%	-.091	0	2	0	
2/7	Vegas	L	3	4	10	0	0	26	3	31%	8%	17	2	2	4	24%	.000	0	5	0	
2/13	at Indy	L	3	2	4	0	0	7	0	28%	0%	15	2	0	2	13%	.000	0	4	2	
2/16	at Omaha	L	DNP																		
2/20	Omaha	L	4	14	13	1	0	23	1	43%	9%	50	6	4	12	24%	.040	2	11	0	
2/27	Grand Rapids	W	4	12	16	0	1	30	2	30%	17%	19	2	1	7	37%	.211	4	11	0	
3/1	Columbus	W	4	9	16	0	0	29	1	45%	10%	29	3	3	8	28%	.069	1	8	0	
3/5	at Grand Rapids	L	2	5	5	0	0	16	2	19%	0%	10	1	0	5	50%	.400	0	1	0	
3/9	Grand Rapids	L	3	4	10	0	2	22	0	50%	18%	14	2	3	2	14%	-.214	0	4	0	
3/13	at Orlando	W	1	2	4	2	0	16	0	44%	19%	8	0	0	2	25%	.250	0	3	0	
3/15	at Atlanta	L	DNP																		
3/19	Orlando	L	1	0	1	0	0	3	0	0%	0%	4	0	0	0	0%	.000	0	0	0	
3/28	at Atlanta	L	DNP																		
3/30	at Vegas	W	DNP																		
4/8	Atlanta	L	3	6	9	0	0	33	2	36%	18%	17	1	0	6	35%	.294	0	10	0	
4/12	Omaha	W	4	13	15	0	0	35	0	23%	6%	38	2	5	13	34%	.158	0	12	0	
4/16	at Columbus	L	2	6	8	1	0	13	1	23%	8%	22	2	1	6	27%	.136	0	3	0	
4/19	Vegas	W	1	0	1	0	0	4	0	0%	0%	6	2	2	0	0%	-.667	0	1	0	
4/25	at Vegas	L	2	4	5	0	1	7	0	28%	14%	11	2	0	3	27%	.091	0	8	0	
4/27	at Indy	L	4	16	14	0	0	48	2	28%	12%	53	2	7	15	28%	.113	1	12	0	
5/1	Columbus	W	3	9	14	0	0	20	1	35%	5%	31	1	3	8	26%	.129	1	7	1	
5/3	Indy																				
Total (21)			59	148	195	7	6	431	18	-	-	476	39	37	130	27%	.113	12	133	7	
Set Avg.			-	2.51	3.31	0.12	0.10	7.31	0.31	-	-	8.07	0.66	0.63	2.20	27%	.113	0.20	2.25	0.12	

## PVF CAREER STATISTICS

				POINTS	SERVE			RECEPTION		ATTACKS						BLOCK	OTHER	
YR	TEAM	GP	SP	Total	Total	Error	Ace	Total	Error	Total	Error	Blk	Kill	Kill%	Eff%	Total	Dig	Assist
2024	Columbus	20	40	65	95	6	2	261	14	197	13	24	54	27%	.086	9	84	3
2025	San Diego	21	59	148	195	7	6	431	18	476	39	37	130	27%	.113	12	133	7
Total		41	99	213	290	13	8	692	32	673	52	61	184	27%	.105	21	217	10
Set Avg.			-	2.15	2.93	0.13	0.08	6.99	0.32	6.80	0.53	0.62	1.86	27%	.105	0.21	2.19	0.10



# YAASMEEN BEDART-GHANI #15

**OPPOSITE | 6-4 | Los Angeles, Calif. (Texas)**

- Signed with the San Diego Mojo as a free agent on March 26, 2025
- Spent the 2024-25 season with Keçiören Belediyesi Sigorta Shop of the Sultans League in Türkiye.
- Played the previous three seasons in South Korea, competing for the Gwangju Pepper Savings Bank AI PEPPERS in 2023-24.
- Earned Korean V-League Setter of the Year with Suwon Hyundai Hillstate in 2021-22 and won the KOVO Cup.
- Ahead of her time in South Korea, she played in Greece, Italy, Croatia and the Philippines.
- Played collegiately at Texas from 2015-18, helping the Longhorns to national runner-up finishes in 2015 and 2016.
- In 2018, earned VolleyballMag All-America Third Team honors, was an AVCA All-America honorable mention and named All-Big 12 and All-Southwest Region. As a freshman in 2015, she was named to the NCAA All-Tournament Team and All-Big 12 Freshman Team.
- Named the 2014-15 Gatorade California Volleyball Player of the Year at Redondo Union High School in Los Angeles after leading the Sea Hawks to a 39-2 record and the 2014 Division I state championship.
- Attended Marymount High School prior to Redondo Union, helping the Sailors to a State Championship in 2012.
- Father, Adofo Ghani (Long Beach State) and older brothers, Khaliq (Yale) and Khalil (San Diego), played college basketball.

## MATCH-BY-MATCH

				POINTS	SERVE			RECEPTION				ATTACKS						BLOCK	OTHER	
Date	Opponent	W/L	SP	Total	Total	Error	Ace	Total	Error	Pos%	Perf%	Total	Error	Blk	Kill	Kill%	Eff%	Total	Dig	Assist
3/28	at Atlanta	L	1	1	1	0	0	0	0	-	-	6	0	1	1	17%	.000	0	1	0
3/30	at Vegas	W	DNP																	
4/8	Atlanta	L	5	16	14	3	2	0	0	-	-	37	2	2	14	38%	.270	0	6	0
4/12	Omaha	W	4	20	22	4	3	0	0	-	-	33	5	1	13	39%	.212	4	11	1
4/16	at Columbus	L	2	4	3	2	0	0	0	-	-	13	1	4	4	31%	-.077	0	4	0
4/19	Vegas	W	5	23	19	4	3	0	0	-	-	43	2	1	17	40%	.326	3	12	1
4/25	at Vegas	L	5	17	16	2	2	0	0	-	-	42	1	4	14	33%	.214	1	2	0
4/27	at Indy	L	4	15	7	3	1	0	0	-	-	19	1	1	12	63%	.526	2	4	0
5/1	Columbus	W	Practice Squad																	
5/3	Indy																			
Total (7)			26	96	82	18	11	0	0	-	-	193	12	14	75	39%	.254	10	40	2
Set Avg.			-	3.69	3.15	0.69	0.42	0.00	0.00	-	-	7.42	0.46	0.54	2.88	39%	.254	0.38	1.54	0.08



# KAMAILE HIAPO

#16

LIBERO | 5-7 | Gilbert, Ariz. (BYU)

- Drafted by Atlanta with the No. 20 (third round) pick in the 2023 Pro Volleyball Federation Draft (Dec. 11). Signed a contract with the Atlanta Vibe (6/30/24).
- Made her PVF debut in the first ever match in league history, when the Vibe took down the Supernovas in Omaha on January 24.
- At Arizona (2019-2022), named Honorable Mention All-Pac-12 twice during her time with Wildcats.
- Led Arizona with 492 digs in her senior season, good for fourth in Wildcat single-season history.
- Tallied 1,655 for an average of 3.78 digs per set for her Arizona career.
- At BYU (2023), led the Cougars in digs with 277 in her graduate year, was second on the team with 162 assists and third with 31 service aces. Hiapo finished with double-digit digs in 22 of 32 matches.

## MATCH-BY-MATCH

Date	Opponent	W/L	SP	POINTS		SERVE			RECEPTION				ATTACKS					BLOCK		OTHER	
				Total		Total	Error	Ace	Total	Error	Pos%	Perf%	Total	Error	Blk	Kill	Kill%	Eff%	Total	Dig	Assist
1/9	at Orlando	L	1	0		1	0	0	1	0	0%	0%	0	0	0	0	-	-	0	0	0
1/11	at Columbus	W	4	0		0	0	0	23	2	56%	22%	0	0	0	0	-	-	0	16	0
1/16	Orlando	L											Injured Reserve								
1/19	at Omaha	W											Injured Reserve								
1/24	Indy	W											Injured Reserve								
1/30	Atlanta	L											Injured Reserve								
2/2	at Grand Rapids	L	1	0		0	0	0	0	0	-	-	0	0	0	0	-	-	-	1	0
2/7	Vegas	L	1	0		0	0	0	0	0	-	-	0	0	0	0	-	-	-	0	0
2/13	at Indy	L	1	0		0	0	0	4	0	25%	0%	0	0	0	0	-	-	0	1	1
2/16	at Omaha	L	2	0		0	0	0	4	0	75%	0%	0	0	0	0	-	-	0	1	0
2/20	Omaha	L	1	0		0	0	0	2	0	50%	50%	0	0	0	0	-	-	0	2	0
2/27	Grand Rapids	W	2	0		0	0	0	1	0	0%	0%	0	0	0	0	-	-	0	6	0
3/1	Columbus	W	2	0		0	0	0	4	0	100%	50%	0	0	0	0	-	-	0	3	0
3/5	at Grand Rapids	L											DNP								
3/9	Grand Rapids	L	1	0		0	0	0	1	0	0%	0%	0	0	0	0	-	-	0	0	0
3/13	at Orlando	W	3	0		0	0	0	2	0	50%	50%	1	0	0	0	0%	.000	0	3	0
3/15	at Atlanta	L	2	0		0	0	0	2	0	100%	50%	0	0	0	0	-	-	0	0	0
3/19	Orlando	L	2	0		0	0	0	4	0	25%	25%	0	0	0	0	-	-	0	0	0
3/28	at Atlanta	L	1	0		0	0	0	2	0	50%	0%	0	0	0	0	-	-	0	0	0
3/30	at Vegas	W	1	0		0	0	0	0	0	-	-	0	0	0	0	-	-	0	0	0
4/8	Atlanta	L	1	0		0	0	0	1	0	0%	0%	0	0	0	0	-	-	0	1	0
4/12	Omaha	W	1	0		0	0	0	1	0	100%	0%	0	0	0	0	-	-	0	0	0
4/16	at Columbus	L											Practice Squad								
4/19	Vegas	W											Practice Squad								
4/25	at Vegas	L											DNP								
4/27	at Indy	L											DNP								
5/1	Columbus	W	2	0		0	0	0	2	0	50%	0%	0	0	0	0	-	-	0	2	2
5/3	Indy																				
Total (18)				29	0	1	0	0	54	2	-	-	1	0	0	0	0%	.000	0	36	3
Set Avg.				-	0.00	0.03	0.00	0.00	1.86	0.07	-	-	0.03	0.00	0.00	0.00	0%	.000	0.00	1.24	0.10

## PVF CAREER STATISTICS

				POINTS	SERVE			RECEPTION		ATTACKS						BLOCK	OTHER	
YR	TEAM	GP	SP	Total	Total	Error	Ace	Total	Error	Total	Error	Blk	Kill	Kill%	Eff%	Total	Dig	Assist
2024	Atlanta	20	43	4	63	4	4	9	0	0	0	0	0	0%	.000	0	14	1
2025	San Diego	18	29	0	1	0	0	54	2	1	0	0	0	0%	.000	0	36	3
Total		38	72	4	64	4	4	63	2	1	0	0	0	0%	.000	0	50	4
Set Avg.			-	0.06	0.89	0.06	0.06	0.88	0.03	0.01	0.00	0.00	0.00	0%	.000	0.00	0.69	0.06



# DAYEONG LEE

#19

**SETTER | 5-10 | Iksan, South Korea**

- Helped Volero le Cannet to a fourth-place finish in the French Ligue A in 2023-24, while placing fifth in the French Cup and CEV Cup and 12th in the Championships League. Prior to joining Cannet, Lee played with Romanian club CS Rapid Bucersti of the top-tier Divizia A1 in 2022-23, after playing the 2021-22 PAOK Thessaloniki in Greece of the A1 Ethniki.
- Lee played seven seasons in the Korean V-League, beginning her career with six seasons at Suwon Hyundai Engineering & Construction Hillstate (2014-20), winning the 2015-16 V-League championship and the KOVO Cup in 2019 and 2021. She was tabbed the V-League Setter of the Year in three-straight seasons (2017-20) and was a three-time All-Star selection, collecting All-Star Game MVP honors in 2018. The left-hander played the 2020-21 season with Incheon Heungkuk Life Pink Spiders, helping the team to a runner-up finish in the V-League.
- A native of Iksan, South Korea, Lee was a member of the South Korean national team from 2012-21. She helped South Korea qualify for the Tokyo Olympics by winning the Asian qualifying tournament in January 2020.
- During her Junior National Team career, she was twice named Best Setter at the Korean President's Cup (2013-14, 2014-15) and Best Setter at the U19 Asian Championships.

## MATCH-BY-MATCH

Date	Opponent	W/L	SP	POINTS		SERVE			RECEPTION				ATTACKS					BLOCK		OTHER	
				Total		Total	Error	Ace	Total	Error	Pos%	Perf%	Total	Error	Blk	Kill	Kill%	Eff%	Total	Dig	Assist
1/9	at Orlando	L	3	0		9	1	0	0	0	-	-	2	0	1	0	0%	-.500	0	10	34
1/11	at Columbus	W	4	3		18	0	1	1	1	0%	0%	2	0	0	0	0%	.000	2	9	41
1/16	Orlando	L	4	2		16	0	0	0	0	-	-	0	0	0	0	-	-	2	12	37
1/19	at Omaha	W	4	4		14	0	0	0	0	-	-	1	0	0	1	100%	1.000	3	14	46
1/24	Indy	W	4	4		13	0	0	0	0	-	-	3	0	0	2	67%	.667	2	12	45
1/30	Atlanta	L	4	2		15	1	0	1	1	0%	0%	1	0	0	0	0%	.000	2	17	34
2/2	at Grand Rapids	L	3	6		13	1	2	0	0	-	-	11	2	3	4	36%	.091	0	8	36
2/7	Vegas	L	3	2		10	1	0	0	0	-	-	2	0	0	1	50%	.500	1	7	30
2/13	at Indy	L	4	1		13	2	0	1	0	0%	0%	5	0	0	1	20%	.200	0	9	36
2/16	at Omaha	L	2	0		5	0	0	0	0	-	-	1	0	0	0	0%	.000	0	3	11
2/20	Omaha	L	4	3		19	0	1	1	0	0%	0%	3	0	0	1	33%	.333	1	14	43
2/27	Grand Rapids	W	4	1		16	0	0	0	0	-	-	1	0	0	0	0%	.000	1	14	48
3/1	Columbus	W	4	4		21	0	1	0	0	-	-	4	0	0	2	50%	.500	1	11	49
3/5	at Grand Rapids	L	2	0		5	0	0	0	0	-	-	0	0	0	0	-	-	0	4	13
3/9	Grand Rapids	L	3	4		6	0	0	0	0	-	-	4	0	0	1	25%	.250	3	4	28
3/13	at Orlando	W	5	1		14	1	0	0	0	-	-	5	0	1	1	20%	.000	0	17	44
3/15	at Atlanta	L	5	6		16	0	1	0	0	-	-	4	0	0	3	75%	.750	2	16	54
3/19	Orlando	L	4	5		11	1	1	0	0	-	-	3	0	0	2	67%	.667	2	11	41
3/28	at Atlanta	L																			
3/30	at Vegas	W																			
4/8	Atlanta	L																			
4/12	Omaha	W	3	0		0	0	0	0	0	-	-	1	0	0	0	0%	.000	0	0	4
4/16	at Columbus	L	3	1		9	0	0	0	0	-	-	2	0	0	0	0%	.000	1	3	30
4/19	Vegas	W	5	3		19	2	0	0	0	-	-	5	0	0	2	40%	.400	1	13	48
4/25	at Vegas	L	5	2		21	1	0	0	0	-	-	2	0	0	2	100%	1.000	0	9	31
4/27	at Indy	L	2	0		0	0	0	0	0	-	-	0	0	0	0	-	-	0	2	6
5/1	Columbus	W																			
5/3	Indy																				
Total (23)				84	54	283	11	7	4	2	-	-	62	2	5	23	37%	.290	24	219	789
Set Avg.				-	0.64	3.37	0.13	0.08	0.05	0.02	-	-	0.74	0.02	0.06	0.27	37%	.290	0.29	2.61	9.39



# REGAN PITTMAN

#21

MIDDLE BLOCKER | 6-4 | Kansas, City, Kan. (Minnesota)

- Played with the Atlanta Vibe in 2024, helping the team capture the Pro Volleyball Federation regular season crown during the league's inaugural campaign.
- Played collegiately at Minnesota from 2018-21, helping the Golden Gophers reach the Final Four in 2019.
- Three-time AVCA All-America honoree at UM
- AVCA All-America First Team (2019)
- AVCA All-America Second Team (2018)
- AVCA All-America Honorable Mention (2021)
- Volleyball Magazine First Team (2019)
- Three-time All-Big Ten First Team selection (2018-20)
- Won gold in 2017 with Team USA at the U20 Women's Pan American Cup.
- Won silver in 2015 at the FIVB Volleyball Girls' U19 World Championship.
- The founder of Stand Tall Volleyball Academy.

## MATCH-BY-MATCH

				POINTS	SERVE			RECEPTION				ATTACKS							BLOCK	OTHER	
Date	Opponent	W/L	SP	Total	Total	Error	Ace	Total	Error	Pos%	Perf%	Total	Error	Blk	Kill	Kill%	Eff%	Total	Dig	Assist	
1/9	at Orlando	L	3	6	7	0	1	0	0	-	-	18	3	0	4	22%	.056	1	6	0	
1/11	at Columbus	W	4	15	15	1	2	0	0	-	-	22	2	0	11	50%	.409	2	8	1	
1/16	Orlando	L	4	7	12	1	0	0	0	-	-	20	1	2	6	30%	.150	1	10	0	
1/19	at Omaha	W	2	4	6	2	1	0	0	-	-	10	1	1	3	30%	.100	0	1	2	
1/24	Indy	W	4	5	25	0	0	0	0	-	-	16	3	2	3	19%	-.125	2	9	1	
1/30	Atlanta	L	Injured Reserve																		
2/2	at Grand Rapids	L	Injured Reserve																		
2/7	Vegas	L	Injured Reserve																		
2/13	at Indy	L	Injured Reserve																		
2/16	at Omaha	L	Injured Reserve																		
2/20	Omaha	L	Practice Squad																		
2/27	Grand Rapids	W	4	20	12	0	2	1	0	0%	0%	24	1	1	12	50%	.417	6	6	1	
3/1	Columbus	W	4	18	12	1	0	0	0	-	-	23	0	1	11	48%	.435	7	6	1	
3/5	at Grand Rapids	L	3	8	12	3	0	0	0	-	-	14	1	3	3	21%	-.071	5	1	0	
3/9	Grand Rapids	L	3	6	6	0	0	0	0	-	-	13	0	3	5	38%	.154	1	2	0	
3/13	at Orlando	W	2	2	6	0	0	0	0	-	-	4	1	2	1	25%	-.500	1	3	0	
3/15	at Atlanta	L	Practice Squad																		
3/19	Orlando	L	2	5	6	0	0	0	0	-	-	8	0	0	2	25%	.250	3	2	1	
3/28	at Atlanta	L	3	13	6	0	0	0	0	-	-	20	1	1	10	50%	.400	3	2	0	
3/30	at Vegas	W	4	12	9	2	0	0	0	-	-	11	2	0	5	45%	.273	7	2	0	
4/8	Atlanta	L	5	14	13	1	2	0	0	-	-	20	1	1	6	30%	.200	6	1	0	
4/12	Omaha	W	4	11	14	2	0	0	0	-	-	19	1	3	7	37%	.158	4	2	0	
4/16	at Columbus	L	4	6	16	0	0	5	0	80%	20%	9	2	1	3	33%	.000	3	4	1	
4/19	Vegas	W	5	15	21	1	1	3	0	33%	0%	25	2	0	12	48%	.400	2	4	1	
4/25	at Vegas	L	5	14	14	1	0	2	0	100%	0%	24	3	2	8	33%	.125	6	4	1	
4/27	at Indy	L	4	11	10	2	0	0	0	-	-	21	0	3	8	38%	.238	3	7	0	
5/1	Columbus	W	3	13	12	0	0	4	0	75%	50%	21	2	1	10	48%	.333	3	2	1	
5/3	Indy																				
Total (20)				72	205	234	17	9	15	0	-	-	342	27	27	130	38%	.222	66	82	11
Set Avg.			-	2.85	3.25	0.24	0.13	0.21	0.00	-	-	4.75	0.38	0.38	1.81	38%	.222	0.92	1.14	0.15	

## PVF CAREER STATISTICS

				POINTS	SERVE			RECEPTION		ATTACKS						BLOCK	OTHER	
YR	TEAM	GP	SP	Total	Total	Error	Ace	Total	Error	Total	Error	Blk	Kill	Kill%	Eff%	Total	Dig	Assist
2024	Atlanta	6	11	21	21	1	1	0	0	32	0	4	13	41%	.281	7	5	1
2025	San Diego	20	72	205	234	17	9	15	0	342	27	27	130	38%	.222	66	82	11
Total		26	83	226	255	18	10	15	0	374	27	31	143	38%	.227	73	87	12
Set Avg.			-	2.72	3.07	0.22	0.12	0.18	0.00	4.51	0.33	0.37	1.72	38%	.227	0.88	1.05	0.14



# ELISE McGHEE

#23

## OUTSIDE HITTER | 6-4 | San Antonio, Texas (Baylor)

- Drafted by the Mojo in the fifth round of the 2024 PVF Draft. She spent four seasons at Baylor University, earning AVCA All-America Honorable Mention honors in 2024.
- She was a two-time All-Big 12 First Team selection (2023, '24) and named a 2024 AVCA All-Southwest Region honoree.
- During her career with the Bears, McGhee has played 104 matches (355 sets), tallied 1,126 kills (3.17/set) and was been a force on the service line with 77 aces. She added 360 digs and 169 blocks while totaling 1,297.50 points (3.65/set).
- The San Antonio native was named to the 2021 Big 12 All-Freshman Team and earned CSC Academic All-District and Academic All-Big 12 First Team honors in 2022 and 2023.

## MATCH-BY-MATCH

Date	Opponent	W/L	SP	POINTS	SERVE				RECEPTION				ATTACKS					BLOCK	OTHER	
				Total	Total	Error	Ace	Total	Error	Pos%	Perf%	Total	Error	Blk	Kill	Kill%	Eff%	Total	Dig	Assist
1/9	at Orlando	L	2	0	0	0	0	0	0	-	-	3	0	1	0	0%	-.333	0	0	0
1/11	at Columbus	W																		
1/16	Orlando	L																		
1/19	at Omaha	W																		
1/24	Indy	W																		
1/30	Atlanta	L	4	5	12	2	1	0	0	-	-	22	3	1	4	18%	.000	0	9	1
2/2	at Grand Rapids	L	2	6	6	0	0	0	0	-	-	10	0	0	5	50%	.500	1	7	0
2/7	Vegas	L	3	17	10	1	0	0	0	-	-	37	2	2	16	43%	.324	1	6	0
2/13	at Indy	L	2	4	4	0	0	0	0	-	-	12	1	2	4	33%	.083	0	10	0
2/16	at Omaha	L	1	1	1	1	0	0	0	-	-	4	0	0	1	25%	.250	0	0	0
2/20	Omaha	L																		
2/27	Grand Rapids	W	2	8	7	1	0	0	0	-	-	22	1	1	8	36%	.273	0	8	0
3/1	Columbus	W	3	13	8	2	1	0	0	-	-	25	0	1	11	44%	.400	1	4	0
3/5	at Grand Rapids	L	3	7	7	0	0	0	0	-	-	27	3	2	7	26%	.074	0	6	0
3/9	Grand Rapids	L	4	15	8	1	0	0	0	-	-	39	4	2	15	38%	.231	0	5	0
3/13	at Orlando	W	1	1	3	0	0	0	0	-	-	9	2	0	1	11%	-.111	0	0	0
3/15	at Atlanta	L	1	1	0	0	0	0	0	-	-	1	0	0	1	100%	1.000	0	0	0
3/19	Orlando	L	1	1	3	0	0	0	0	-	-	5	0	0	1	20%	.200	0	0	0
3/28	at Atlanta	L																		
3/30	at Vegas	W																		
4/8	Atlanta	L	1	0	0	0	0	0	0	-	-	2	0	1	0	0%	-.500	0	0	0
4/12	Omaha	W																		
4/16	at Columbus	L																		
4/19	Vegas	W	1	0	0	0	0	0	0	-	-	3	0	1	0	0%	-.333	0	0	0
4/25	at Vegas	L																		
4/27	at Indy	L																		
5/1	Columbus	W	2	8	7	2	2	2	0	100%	0%	17	2	2	3	18%	-.059	3	5	0
5/3	Indy																			
Total (16)				33	87	76	10	4	2	-	-	238	18	16	77	32%	.181	6	60	1
Set Avg.				-	2.64	2.30	0.30	0.12	0.06	0.00	-	7.21	0.55	0.48	2.33	32%	.181	0.18	1.82	0.03



# SARAH SPONCIL

#24

LIBERO/SETTER | 5-8 | Phoenix, Ariz. (UCLA)

- Appeared in 20 matches for Grand Rapids, making 14 starts and playing in 76 sets, helping the Rise advance to the PVF Championship Final.
- Prior to joining the Rise, Sponcil was part of the Association of Volleyball Professionals (AVP) Tour for six years and played in the Federation Internationale de Volleyball Tour (FIVB) for five seasons. Sponcil partnered with Terese Cannon and took home gold at the 2022 AVP Tour Hermosa Beach tournament and silver at the FIVB World Tour in Cape Town. In 2023, Sponcil and Cannon garnered a silver medal at the FIVB World Tour Ostrava and a bronze medal at the FIVB World Tour Itapema. Sponcil was also crowned the AVP Defensive Player of the Year in 2022 when she averaged 7.1 digs per set.
- Sponcil is a member for USA Volleyball national team was a member of Team USA Beach Volleyball for the five years (2019-24). In indoor competition, she helped USAV claim silver at the 2024 Women's NORCECA Pan American Cup in Mexico, starting at libero for Team USA in the tournament. On the sand, she paired with Kelly Claes to earn a spot on Team USA after winning gold at the FIVB World Tour in Sochi and Ostrava in 2021. Sponcil and Claes went on to become the youngest team to ever represent the USA in beach volleyball in the Olympics, taking ninth place at the Tokyo Games.

## MATCH-BY-MATCH

Date	Opponent	W/L	SP	POINTS		SERVE			RECEPTION				ATTACKS					BLOCK		OTHER	
				Total		Total	Error	Ace	Total	Error	Pos%	Perf%	Total	Error	Blk	Kill	Kill%	Eff%	Total	Dig	Assist
1/9	at Orlando	L	2	0		3	0	0	0	0	-	-	0	0	0	0	-	-	0	0	2
1/11	at Columbus	W	1	0		0	0	0	0	0	-	-	0	0	0	0	-	-	0	1	0
1/16	Orlando	L	2	0		0	0	0	0	0	-	-	0	0	0	0	-	-	0	0	2
1/19	at Omaha	W	1	0		0	0	0	0	0	-	-	0	0	0	0	-	-	0	0	0
1/24	Indy	W											DNP								
1/30	Atlanta	L	1	0		1	0	0	0	0	-	-	1	1	0	0	0%	-1.000	0	1	1
2/2	at Grand Rapids	L											DNP								
2/7	Vegas	L	1	0		0	0	0	0	0	-	-	0	0	0	0	-	-	0	1	1
2/13	at Indy	L	2	0		1	0	0	0	0	-	-	2	1	0	0	0%	-.500	0	1	6
2/16	at Omaha	L	3	2		4	0	0	0	0	-	-	4	0	0	2	50%	.500	0	4	20
2/20	Omaha	L											DNP								
2/27	Grand Rapids	W											DNP								
3/1	Columbus	W											DNP								
3/5	at Grand Rapids	L	2	0		5	0	0	0	0	-	-	3	0	0	0	0%	.000	0	5	17
3/9	Grand Rapids	L	2	0		4	0	0	0	0	-	-	3	0	1	0	0%	-.333	0	5	13
3/13	at Orlando	W	1	0		0	0	0	0	0	-	-	0	0	0	0	-	-	0	0	2
3/15	at Atlanta	L	1	0		0	0	0	0	0	-	-	0	0	0	0	-	-	0	0	3
3/19	Orlando	L	1	1		0	0	0	0	0	-	-	1	0	0	1	100%	1.000	0	1	1
3/28	at Atlanta	L	4	5		17	0	1	0	0	-	-	6	2	1	1	17%	-.333	3	13	39
3/30	at Vegas	W	4	2		11	0	0	0	0	-	-	4	0	0	2	50%	.500	0	10	44
4/8	Atlanta	L	5	4		21	1	1	1	0	0%	0%	2	0	0	2	100%	1.000	1	16	41
4/12	Omaha	W	4	3		12	0	0	0	0	-	-	11	1	0	3	27%	.182	0	16	46
4/16	at Columbus	L	2	1		7	0	0	0	0	-	-	1	0	0	1	100%	1.000	0	6	13
4/19	Vegas	W	1	0		0	0	0	0	0	-	-	1	0	0	0	-	-	0	1	1
4/25	at Vegas	L	2	0		5	0	0	0	0	-	-	1	0	0	0	0%	.000	0	1	7
4/27	at Indy	L	4	2		16	0	0	0	0	-	-	6	0	1	2	33%	.167	0	16	44
5/1	Columbus	W	3	4		13	1	0	0	0	-	-	7	0	0	4	56%	.571	0	6	32
5/3	Indy																				
Total (22)				49	24	120	2	2	1	0	-	-	53	5	3	18	34%	.189	4	104	335
Set Avg.				-	0.49	2.45	0.04	0.04	0.02	0.00	-	-	1.08	0.10	0.06	0.37	34%	.189	0.08	2.12	6.84

## PVF CAREER STATISTICS

				POINTS	SERVE			RECEPTION		ATTACKS						BLOCK	OTHER	
YR	TEAM	GP	SP	Total	Total	Error	Ace	Total	Error	Total	Error	Blk	Kill	Kill%	Eff%	Total	Dig	Assist
2024	Grand Rapids	20	72	0	9	0	1	0	0	0	0	0	0	-	-	0	240	31
2025	San Diego	22	49	24	120	2	2	1	0	53	5	3	18	34%	.189	4	104	335
Total		42	121	24	129	2	3	1	0	53	5	3	18	34%	.189	4	344	366
Set Avg.			-	0.20	1.07	0.02	0.02	0.01	0.00	0.44	0.04	0.02	0.15	34%	.189	0.03	2.84	3.02



# LEYLA BLACKWELL

#26

MIDDLE BLOCKER | 6-4 | San Diego, Calif. (Nebraska)

- Selected in the fourth round by the Mojo out of Nebraska, where she helped the Cornhuskers advance to the 2024 Final Four. She appeared in 13 matches (23 sets) in 2024, averaging 2.35 kills per set with a .417 hitting percentage.
- Prior to joining the Huskers, Blackwell was a three-time All-WCC first team honoree at San Diego (2021-23), guiding the Toreros to the 2022 NCAA Semifinals, the first NCAA Final Four appearance in program history. That season, she established USD single-season record with 152 block assists, while her 176 total blocks are second.
- As freshman in 2020-21, she appeared in 18 matches at Indiana, leading the team in blocking (61 blocks, 0.94 per set).
- Overall in her collegiate career, Blackwell appeared in 118 matches (398 set), averaging 1.80 points per set with a .330 hitting percentage. She totaled 718 kills, 513 total blocks, 65 digs and 25 assists.

## MATCH-BY-MATCH

				POINTS	SERVE			RECEPTION				ATTACKS							BLOCK	OTHER	
Date	Opponent	W/L	SP	Total	Total	Error	Ace	Total	Error	Pos%	Perf%	Total	Error	Blk	Kill	Kill%	Eff%	Total	Dig	Assist	
01/9	at Orlando	L	3	7	11	3	0	0	0	0	-	12	1	1	7	57	.417	0	1	0	
1/11	at Columbus	W	4	5	15	4	0	0	0	-	-	10	0	4	3	30%	-.100	2	1	1	
1/16	Orlando	L	4	6	14	2	0	0	0	0	-	17	0	2	3	18%	.059	3	1	1	
1	at Omaha	W	3	6	7	2	0	0	0	-	-	10	0	0	6	60%	.600	0	3	0	
1/24	Indy	W	1	4	4	1	0	0	0	-	-	9	0	1	4	44%	.333	0	0	0	
1/30	Atlanta	L	1	0	2	0	0	0	0	-	-	3	0	0	0	0%	.000	0	1	0	
2/2	at Grand Rapids	L	3	7	9	1	2	0	0	-	-	10	0	2	3	30%	.100	2	4	0	
2/7	Vegas	L	3	3	8	2	1	2	0	50%	50%	7	0	1	2	28%	.143	0	1	0	
2/13	at Indy	L	DNP																		
2/16	at Omaha	L	1	2	2	0	0	1	0	0%	0%	4	0	1	2	50%	.250	0	1	0	
2/20	Omaha	L	3	7	10	2	1	0	0	-	-	8	1	0	3	38%	.250	3	5	0	
2/27	Grand Rapids	W	DNP																		
3/1	Columbus	W	DNP																		
3/5	at Grand Rapids	L	DNP																		
3/9	Grand Rapids	L	DNP																		
3/13	at Orlando	W	DNP																		
3/15	at Atlanta	L	DNP																		
3/19	Orlando	L	Practice Squad																		
3/28	at Atlanta	L	DNP																		
3/30	at Vegas	W	Practice Squad																		
4/8	Atlanta	L	DNP																		
4/12	Omaha	W	DNP																		
4/16	at Columbus	L	DNP																		
4/19	Vegas	W	DNP																		
4/25	at Vegas	L	DNP																		
4/27	at Indy	L	DNP																		
5/1	Columbus	W	DNP																		
5/3	Indy																				
Total (10)			26	47	82	17	4	3	0	-	-	90	2	12	33	37%	.211	10	18	2	
Set Avg.			-	1.81	3.15	0.65	0.15	0.12	0.00	-	-	3.46	0.08	0.46	1.27	37%	.211	0.38	0.69	0.08	



# KAYLA LUND

#28

## OUTSIDE HITTER | 6-0 | Pasadena, Calif. (Pitt)

- Spent the 2023-24 season with Changas de Naranjito in Puerto Rico's Liga de Voleibol Superior Femenino after playing one season with Viteos NUC of the Swiss League.
- Lund was a four-time All-American at Pittsburgh during her five seasons with the Panthers (2017-21).
- In 2021, Lund guided Pitt to the first NCAA Final Four appearance by a women's team in school history.
- The first player in program history to earn AVCA All-America First Team honors (2021)
- Two-time AVCA All-America Second Team (2019-20).
- AVCA All-America Honorable Mention (2018).
- Two-time ACC Player of the Year (2020-21).
- Four-time All-ACC First Team honoree (2018-21).
- Selected to the 2017 ACC All-Freshman Team.
- Two-time VolleyballMag.com All-American (1st - 2020; 2nd - 2021).
- Two-time AVCA East Coast Region Player of the Year (2019-20)

## MATCH-BY-MATCH

				POINTS		SERVE		RECEPTION				ATTACKS						BLOCK		OTHER	
Date	Opponent	W/L	SP	Total	Total	Error	Ace	Total	Error	Pos%	Perf%	Total	Error	Blk	Kill	Kill%	Eff%	Total	Dig	Assist	
1/9	at Orlando	L	3	10	6	0	0	23	0	56%	17%	31	1	1	10	32%	.258	0	10	0	
1/11	at Columbus	W	1	1	1	0	0	2	0	0%	0%	10	0	1	1	10%	.000	0	2	0	
1/16	Orlando	L	DNP																		
1/19	at Omaha	W	DNP																		
1/24	Indy	W	3	0	0	0	0	10	1	50%	0%	0	0	0	0	-	-	0	3	0	
1/30	Atlanta	L	DNP																		
2/2	at Grand Rapids	L	DNP																		
2/7	Vegas	L	DNP																		
2/13	at Indy	L	2	5	4	1	0	12	1	42%	17%	10	1	2	5	50%	.200	0	3	0	
2/16	at Omaha	L	3	11	10	2	1	23	0	52%	13%	25	0	2	10	40%	.320	0	9	1	
2/20	Omaha	L	DNP																		
2/27	Grand Rapids	W	DNP																		
3/1	Columbus	W	DNP																		
3/5	at Grand Rapids	L	2	3	5	0	1	2	0	100%	100%	11	1	3	2	18%	-.182	0	2	0	
3/9	Grand Rapids	L	DNP																		
3/13	at Orlando	W	DNP																		
3/15	at Atlanta	L	1	0	1	0	0	0	0	-	-	0	0	0	0	-	-	0	0	0	
3/19	Orlando	L	1	0	1	1	0	0	0	-	-	0	0	0	0	-	-	0	0	0	
3/28	at Atlanta	L	Practice Squad																		
3/30	at Vegas	W	Practice Squad																		
4/8	Atlanta	L	Practice Squad																		
4/12	Omaha	W	Practice Squad																		
4/16	at Columbus	L	2	0	0	0	0	2	0	0%	0%	0	0	0	0	-	-	0	2	0	
4/19	Vegas	W	DNP																		
4/25	at Vegas	L	Practice Squad																		
4/27	at Indy	L	Practice Squad																		
5/1	Columbus	W	DNP																		
5/3	Indy																				
Total (9)			18	30	28	4	2	74	2	-	-	87	3	9	28	32%	.184	0	31	1	
Set Avg.			-	1.67	1.56	0.22	0.11	4.11	0.11	-	-	4.83	0.17	0.50	1.56	32%	.184	0.00	1.72	0.06	



# MAYA TABRON

#31

OUTSIDE HITTER | 6-1 | Gilroy, Calif. (SMU)

- Selected by the Mojo in the third round (23rd overall) in the 2024 PVF Draft.
- An AVCA Southwest All-Region Honorable Mention honoree and All-ACC Second Team selection in 2024, Tabron guided SMU to one of the finest seasons in program history, helping the Mustangs to a 25-8 record, including an upset victory of second-ranked Nebraska in September. On the year, she appeared in 33 matches with 118 sets played, leading the team with 307 digs, 2.60 digs per set and 14 double-doubles. The Gilroy, Calif. native also tallied 72 blocks, 27 assists and 34 service aces.
- Before arriving in Dallas, Tabron played four seasons at Colorado, earning Team Offensive MVP honors in 2022 and twice collecting honorable mention All-Pac-12 accolades (2021, '23). In Boulder, she appeared in 106 matches (369 sets), posting 1,083 kills, 71 assists, 79 aces, 790 digs and 1,275 points.

## MATCH-BY-MATCH

				POINTS	SERVE			RECEPTION				ATTACKS						BLOCK	OTHER		
Date	Opponent	W/L	SP	Total	Total	Error	Ace	Total	Error	Pos%	Perf%	Total	Error	Blk	Kill	Kill%	Eff%	Total	Dig	Assist	
1/9	at Orlando	L	3	10	9	2	0	27	2	56%	33%	30	4	0	10	33%	.200	0	8	0	
1/11	at Columbus	W	4	19	12	3	1	20	1	60%	15%	56	5	0	14	25%	.161	4	16	0	
1/16	Orlando	L	4	16	12	1	0	29	1	34%	3%	45	4	4	15	33%	.156	1	14	0	
1/19	at Omaha	W	2	1	4	1	0	8	1	50%	12%	3	0	1	1	33%	.000	0	5	0	
1/24	Indy	W		DNP																	
1/30	Atlanta	L	1	3	1	0	0	5	1	0%	0%	12	0	1	3	25%	.167	0	2	0	
2/2	at Grand Rapids	L	3	12	8	1	0	31	2	26%	10%	29	2	3	10	34%	.172	2	5	0	
2/7	Vegas	L	1	1	2	0	0	7	1	56%	43%	6	1	1	1	17%	-.167	0	0	0	
2/13	at Indy	L	1	0	0	0	0	5	0	20%	0%	5	0	2	0	0%	-.400	0	1	0	
2/16	at Omaha	L	2	8	7	1	0	11	0	36%	36%	26	4	2	8	31%	.077	0	5	1	
2/20	Omaha	L		DNP																	
2/27	Grand Rapids	W	1	1	0	0	0	5	0	40%	0%	9	2	1	1	11%	-.222	0	0	0	
3/1	Columbus	W		DNP																	
3/5	at Grand Rapids	L	2	10	7	1	0	15	0	60%	40%	22	0	2	9	41%	.318	0	3	0	
3/9	Grand Rapids	L	3	3	10	0	0	29	1	28%	14%	18	5	3	3	17%	-.278	0	13	0	
3/13	at Orlando	W	4	18	20	0	1	30	1	37%	23%	43	4	0	15	35%	.256	2	8	0	
3/15	at Atlanta	L	5	25	23	2	2	53	4	34%	15%	55	4	2	20	36%	.255	3	12	0	
3/19	Orlando	L	4	19	16	2	0	32	1	47%	0%	45	3	3	15	33%	.200	4	14	0	
3/28	at Atlanta	L	4	22	12	1	0	18	1	50%	28%	51	4	2	17	33%	.216	5	13	0	
3/30	at Vegas	W	4	12	28	2	1	17	1	24%	0%	27	1	1	8	30%	.222	3	15	1	
4/8	Atlanta	L	5	12	18	2	2	12	1	25%	8%	40	2	2	9	23%	.125	1	10	0	
4/12	Omaha	W	4	13	21	0	2	21	1	28%	10%	39	3	2	10	26%	.128	1	20	1	
4/16	at Columbus	L	4	17	13	1	0	24	1	25%	17%	49	4	2	17	35%	.224	0	7	0	
4/19	Vegas	W	5	14	11	2	0	29	3	38%	14%	24	0	2	9	38%	.292	5	11	0	
4/25	at Vegas	L	4	3	9	2	0	16	1	44%	25%	27	4	1	3	11%	-.074	0	10	0	
4/27	at Indy	L	4	10	13	1	0	16	0	31%	12%	37	2	4	9	24%	.081	0	5	0	
5/1	Columbus	W	3	10	11	1	1	15	2	40%	13%	24	2	1	8	33%	.208	1	12	0	
5/3	Indy																				
Total (24)				77	259	267	26	10	475	27	-	-	722	60	42	215	30%	.157	32	209	3
Set Avg.				-	3.36	3.47	0.34	0.13	6.17	0.35	-	-	9.38	0.78	0.55	2.79	30%	.157	0.42	2.71	0.04



# LAUREN PAGE

#32

MIDDLE BLOCKER | 6-0 | Chino, Calif. (Oregon)

- Entering her sixth year as a professional, played with Athletes Unlimited in 2024 after spending last season helping lead FC Porto to the Portuguese Divisão 1 championship.
- Helped FC Porto to a league title during the 2023-24 season, topping Porto Volei W in the championship final in five sets. Porto went unbeaten during the regular season, finishing 13-0 and dropping only six sets during the campaign.
- Prior to joining the Porto, Page spent the 2022-23 season with France's Vandoeuvre Nancy VB, helping the club place fifth in the French Cup and ninth in Ligue A. She played the 2021-22 campaign with SC Potsdam, guiding the German team to a second-place finish in the Bundesliga, third in the German Cup and a ninth-place result in the Challenge Cup. Page spent her first two seasons Switzerland, starting her pro career with Infomaniak Genève Volley in 2019-20 where she was among the Swiss League leaders in scoring before moving to Viteos NUC the following season, helping lead the team to victory in both the Swiss League Championship and Swiss Cup.
- Oregon from 2015-18, helping the Ducks reach the NCAA Tournament in all four seasons and earning honorable mention All-Pac-12 honors in 2016.

## MATCH-BY-MATCH

				POINTS		SERVE		RECEPTION				ATTACKS						BLOCK		OTHER	
Date	Opponent	W/L	SP	Total	Total	Error	Ace	Total	Error	Pos%	Perf%	Total	Error	Bik	Kill	Kill%	Eff%	Total	Dig	Assist	
1/9	at Orlando	L	1	0	1	1	0	0	0	-	-	0	0	0	0	-	-	0	0	0	
1/11	at Columbus	W	DNP																		
1/16	Orlando	L	1	0	1	0	0	0	0	-	-	0	0	0	0	-	-	0	0	0	
1/19	at Omaha	W	3	6	9	3	0	0	0	-	-	13	1	0	6	46%	.385	0	7	0	
1/24	Indy	W	3	8	9	1	0	0	0	-	-	11	2	0	4	36%	.182	4	3	0	
1/30	Atlanta	L	4	9	9	3	0	1	0	0%	0%	16	1	1	7	44%	.312	2	1	0	
2/2	at Grand Rapids	L	DNP																		
2/7	Vegas	L	DNP																		
2/13	at Indy	L	4	9	11	0	1	0	0	-	-	17	1	1	4	24%	.118	4	3	0	
2/16	at Omaha	L	3	7	10	2	0	0	0	-	-	18	2	1	7	39%	.222	0	3	0	
2/20	Omaha	L	4	12	16	0	0	0	0	-	-	36	1	3	11	31%	.194	1	12	0	
2/27	Grand Rapids	W	2	4	3	2	0	0	0	-	-	14	2	1	3	21%	.000	1	8	0	
3/1	Columbus	W	2	4	7	1	2	0	0	-	-	10	1	1	2	20%	.000	0	5	0	
3/5	at Grand Rapids	L	1	1	2	0	0	0	0	-	-	3	0	1	1	33%	.000	0	3	0	
3/9	Grand Rapids	L	1	1	2	0	0	0	0	-	-	2	1	0	0	0%	-.500	1	0	0	
3/13	at Orlando	W	5	6	9	2	0	0	0	-	-	18	3	2	5	28%	.204	1	11	0	
3/15	at Atlanta	L	5	10	24	1	0	0	0	-	-	22	1	3	7	32%	.136	3	9	0	
3/19	Orlando	L	4	9	11	1	0	0	0	-	-	23	1	2	7	30%	.174	2	10	0	
3/28	at Atlanta	L	4	6	15	2	1	0	0	-	-	15	2	1	4	27%	.067	1	6	0	
3/30	at Vegas	W	4	8	18	3	1	0	0	-	-	14	2	0	7	50%	.357	0	11	0	
4/8	Atlanta	L	1	0	3	1	0	0	0	-	-	7	0	2	0	0%	-.286	0	3	0	
4/12	Omaha	W	2	0	1	0	0	0	0	-	-	0	0	0	0	-	-	0	0	0	
4/16	at Columbus	L	3	6	12	1	1	1	0	100%	100%	8	1	0	4	50%	.375	1	9	0	
4/19	Vegas	W	DNP																		
4/25	at Vegas	L	2	2	5	0	0	0	0	-	-	5	0	0	2	40%	.400	0	2	0	
4/27	at Indy	L	4	2	9	3	0	0	0	-	-	7	1	0	2	28%	.143	0	5	0	
5/1	Columbus	W	1	3	6	0	1	0	0	-	-	9	2	0	1	11%	-.111	1	2	0	
5/3	Indy																				
Total (23)			64	113	193	27	7	2	0	-	-	268	25	19	84	31%	.149	22	113	0	
Set Avg.			-	1.77	3.02	0.42	0.11	0.03	0.00	-	-	4.19	0.39	0.30	1.31	31%	.149	0.34	1.77	0.00	



# CELIA CULLEN

#61

SETTER | 6-1 | Brighton, Mich. (SMU)

- Signed with the San Diego Mojo as a free agent on March 26, 2025
- A 2024 VolleyballMag Honorable Mention All-American, AVCA Southwest Region First Team and All-ACC First Team selection.
- Named the American Athletic Conference Setter of the Year in 2023,
- Finished her Mustang career ranked fifth in program history with 3,542 career assists and fourth at 10.24 assists per set.
- A two-time All-AAC selection, earning first-team honors in 2023 and second-team accolades in 2022.
- Prior to arriving on the Hilltop, Cullen played two seasons at Michigan State.
- An Under Armour All-America Second Team selection for Brighton High School in 2019 and a Michigan Miss Volleyball finalist, while also earning Livingston County Player of the Year and Brighton MVP honors in all four of her high school seasons.
- Played club volleyball for Jen and Ricky Cottrill at Legacy, winning the 2019 AAU 18 Open National Championship and attaining the No. 1 Prep Volleyball national club team ranking.
- In 2018, Cullen was a member of the USA Girls National Youth National Team.
- Her father, Chuck, was a four-year letterman and All-Big Ten high jumper for the Michigan State track & field program.

## MATCH-BY-MATCH

				POINTS	SERVE			RECEPTION				ATTACKS							BLOCK	OTHER	
Date	Opponent	W/L	SP	Total	Total	Error	Ace	Total	Error	Pos%	Perf%	Total	Error	Blk	Kill	Kill%	Eff%	Total	Dig	Assist	
3/28	at Atlanta	L	2	0	1	0	0	0	0	-	-	0	0	0	0	-	-	0	3	5	
3/30	at Vegas	W	DNP																		
4/8	Atlanta	L	1	0	0	0	0	0	0	-	-	0	0	0	0	-	-	0	1	0	
4/12	Omaha	W	Practice Squad																		
4/16	at Columbus	L	Practice Squad																		
4/19	Vegas	W	Practice Squad																		
4/25	at Vegas	L	Practice Squad																		
4/27	at Indy	L	Practice Squad																		
5/1	Columbus	W	Practice Squad																		
5/3	Indy																				
Total (2)			3	0	1	0	0	0	0	-	-	0	0	0	0	-	-	0	3	5	
Set Avg.			-	0.00	0.33	0.00	0.00	0.00	0.00	-	-	0.00	0.00	0.00	0.00	-	-	0.00	1.50	2.50	

# 2025 SAN DIEGO MOJO MATCH NOTES | 2025 STATISTICS

## 2025 REGULAR SEASON STATISTICS


# Player	GP	SP	POINTS	SERVE			RECEPTION				ATTACKS						BLOCK	OTHER	
			Total	Total	Error	Ace	Total	Error	Pos%	Perf%	Total	Error	Blk	Kill	Kill%	Eff%	Total	Dig	Assist
8 Dahlke, Kendra	24	87	317	316	46	10	617	24	-	-	889	76	62	289	33%	.170	18	259	13
7 Stone, Ronika	27	107	287	355	18	6	35	1	-	-	519	28	26	207	40%	.297	74	95	7
31 Tabron, Maya	24	77	259	267	26	10	475	27	-	-	722	60	42	215	30%	.157	32	209	3
21 Pittman, Regan	20	72	205	234	17	9	15	0	-	-	342	27	27	130	38%	.222	66	82	11
10 Moore, Jenaisya	21	59	148	195	7	6	431	18	-	-	476	39	37	130	27%	.113	12	133	7
32 Page, Lauren	23	64	113	193	27	7	2	0	-	-	268	25	19	84	31%	.149	22	113	0
15 Bedart-Ghani, Y	7	26	96	82	18	11	0	0	-	-	193	12	14	75	39%	.254	10	40	2
23 McGhee, Elise	16	33	87	76	10	4	2	0	-	-	238	18	16	77	32%	.181	6	60	1
19 Lee, DaYeong	23	84	54	283	11	7	4	2	-	-	62	2	5	23	37%	.290	24	219	789
26 Blackwell, Leyla	10	26	47	82	17	4	3	0	-	-	90	2	12	33	37%	.211	10	18	2
1 Jones, Rainelle	10	26	38	78	17	4	4	1	-	-	84	9	7	31	37%	.179	3	9	3
28 Lund, Kayla	9	18	30	28	4	2	74	2	-	-	87	3	9	28	32%	.184	0	31	1
24 Sponcil, Sarah	22	49	24	120	2	2	1	0	-	-	53	5	3	18	34%	.189	4	104	335
3 Ceasar, T'ara	3	4	8	8	2	0	27	1	-	-	28	1	7	7	25%	-.036	1	8	0
2 Venegas, Shara	26	103	0	0	0	0	400	8	-	-	0	0	0	0	-	-	0	387	89
16 Hiapo, Kamaile	18	29	0	1	0	0	54	2	-	-	1	0	0	0	0%	.000	0	36	3
30 Robinson, Devyn	2	3	0	2	0	0	0	0	-	-	2	0	0	0	0%	.000	0	1	0
61 Cullen, Ceila	2	3	0	1	0	0	0	0	-	-	0	0	0	0	-	-	0	3	5
12 Calderon, Rosir	1	1	0	0	0	0	0	0	-	-	4	0	1	0	0%	-.250	0	0	0
4 Okaro, Oluoma	-	-	-	-	-	-	-	-	-	-	-	-	-	-	-	-	-	-	-
6 Cole, Kylie	-	-	-	-	-	-	-	-	-	-	-	-	-	-	-	-	-	-	-
9 Church, Anna	-	-	-	-	-	-	-	-	-	-	-	-	-	-	-	-	-	-	-
11 Basa, Yeliz	-	-	-	-	-	-	-	-	-	-	-	-	-	-	-	-	-	-	-
SAN DIEGO	27	107	1713	2321	222	82	2144	86	-	-	4058	307	287	1347	33%	.186	282	1807	1271
Set Average	-	-	16.01	21.69	2.07	0.77	20.04	0.80	-	-	37.93	2.87	2.68	12.59	33%	.186	2.64	16.89	11.88





# Match 5: San Diego 3 - Indy 1

		San Diego Mojo		Indy Ignite		3	1	Set	Duration	Partial Score	Score			
Match Box Score	01/24/2025	Match Arena	018	Location Date	01/24/2025	Time Attendance	10:05 pm	5	00:21	7-8, 12-16, 15-21	18-25			
								2	00:25	8-5, 16-11, 21-15	25-17			
								3	00:25	4-8, 13-16, 21-18	30-28			
								4	00:25	8-7, 16-18, 21-17	25-19			
								5						
San Diego Mojo														
01	Jones Raimelle	1	2	3	4	5	Att	K	E	Eff	K%			
02	L Venegas Medina Shara Marie													
07	Stone Ronika	2	2	2	2		20	8	3	.350	40%			
08	Dahlke Kendra	4	4	4	4		56	19	4	.125	34%			
09	L Church Anna						1	1	1	3	12%			
10	Moore Jenaisya	1	1	1	1		56	20	5	.214	36%			
19	Lee Dayeong	3	3	3	3		3	2	3	.667	67%			
21	Pittman Regan	6	6	6	6		16	3	3	.125	19%			
23	McGhee Elise													
24	Sponcil Sarah													
26	Blackwell Leyla	5					26	9	4	.333	44%			
28	Lund Kayla													
31	Taborn Maya													
32	Page Lauren	5	5	5			11	4	2	.182	36%			
Team Total							171	68	14	.181	35%			
							54	2	1	6	33%			
							3	78	18	75				
Indy Ignite														
02	Hilley Sydney	1	2	3	4	5	Att	K	E	Eff	K%			
04	Nwokolo Chiamaka	1	2	1	1		4	2	2	.500	50%			
05	Martin Isabel													
06	Muri Wyle													
07	Member-Meneh Lekator	5	6	5	2		56	22	3	.232	39%			
09	Scott Elena													
11	Havli Anise													
12	Crawford Caroline	3	4	3	3		9	2	1	.111	22%			
13	Mohler Blake	6	1	6	6		20	6	2	.300	30%			
18	Skipoti Carly	5	2	5	2		21	5	3	.895	24%			
19	Taylor Achari	4	5	4	4		35	18	2	.179	29%			
22	Martyn Lydia													
23	Cajic Nina	2	3				15	2	1	.867	13%			
26	Okamnor Nnedi													
Team Total							160	49	12	.144	31%			
							47	3	8	52%				
							1	68	14	67				
San Diego Mojo														
Set	Att	K	E	Eff	SOL	PS%	1st Attack After Positive Reception (#)	Set	Att	K	E	Eff	SOL	PS%
1	36	12	4	85%	38%	33%	11 4 6 16	1	38	12	2	233	48%	48%
2	42	17	2	31%	62%	44%	2 42 12 1	2	42	12	1	238	42%	24%
3	49	14	3	122%	43%	31%	3 52 17 6	3	52	17	6	877	46%	38%
4	44	17	5	122%	71%	32%	4 36 8 3	4	36	8	3	856	33%	16%
5								5						
Total	171	60	14	181	50%	35%	160 49 12 144 31% 47	Total	160	49	12	144	41%	33%
Indy Ignite														
Set	Att	K	E	Eff	SOL	PS%	1st Attack After Positive Reception (#)	Set	Att	K	E	Eff	SOL	PS%
1	36	12	2	233	48%	48%	11 4 6 16	1	38	12	2	233	48%	48%
2	42	17	1	238	42%	24%	2 42 12 1	2	42	12	1	238	42%	24%
3	49	14	3	877	46%	38%	3 52 17 6	3	52	17	6	877	46%	38%
4	44	17	5	856	33%	16%	4 36 8 3	4	36	8	3	856	33%	16%
5								5						
San Diego Mojo														
Top Scorers	Pts	Starting position	BHE	Blk	Handing Error	Eff	Efficiency (K-E)/Atts	Top Scorers	Pts					
10	Moore	24						7	Member-M.	24				
8	Dahlke	19						19	Tealer	18				
7	Stone	11						17	Mohler	9				
Indy Ignite														
Top Defenders	Dig+Blk	Att	Attempts	Ass	Assists	GP	Good Pass	Top Defenders	Dig+Blk					
7	Stone	18						7	Member-M.	17				
2	Venegas M.	16						19	Tealer	14				
San Diego Mojo														
Top Blocker	Blks	Top Blocker	Blks	Top Blocker	Blks	Top Blocker	Blks	Top Blocker	Blks					
32	Page	4						19	Tealer	8				

# Match 6: Atlanta 3 - San Diego 1

		San Diego Mojo		Atlanta Vibe		1	3	Set	Duration	Partial Score	Score																																				
Match Box Score 01/30/2025	Match Arena	021	Location Date	01/30/2025	Time Attendance	1	3	1	00:19	4-8, 10-16, 12-21	15-25																																				
						2	2	2	00:24	6-8, 16-15, 21-28	26-24																																				
						3	3	3	00:21	8-7, 14-16, 16-21	17-25																																				
						4	5	4	00:23	3-8, 11-16, 13-21	28-25																																				
San Diego Mojo																																															
						1	2	3	4	5	Att	K	E	Eff	K%	Assist	Ass BHE	Serve	GP	Pass	E	Dig	Block	Pts																							
01	Jones Raimelle																						+	+	+																						
02	L. Venegas Medina Shara Marie																																														
04	Okano Okuma																						14																								
07	Stone Ronika						6	1	5	1	21	18	2																																		
08	Dahlke Kendra						3	2	3	2	43	13	4																																		
09	L. Church Anna																																														
10	Moore Jenaisya						5	6	5	6	33	7	3																																		
19	Lee Dayeong						1	2	1	2																																					
23	McGhee Elise						5	4	5	4	22	4	3																																		
24	Sponcil Sarah										1																																				
26	Blackwell Leyla						3				3																																				
28	Lund Kayla																																														
31	Taborn Maya										12	3																																			
32	Page Lauren						4	4	3	4	16	7	1																																		
Team Total												152	45	14	145	30%	44	1	3	9	36%	3	67	14	54																						
Atlanta Vibe																																															
							1	2	3	4	5	Att	K	E	Eff	K%	Assist	Ass BHE	Serve	GP	Pass	E	Dig	Block	Pts																						
01	Head Taylor						1	1	1	1	33	8	1																																		
05	Beason Merritt						6	6	6	6	38	13	3																																		
09	Hantz Morgan																																														
10	Bellor Taya																																														
12	Vicini McKenna						5	5	5	5	14	5	1																																		
13	Edmond Leah						4	4	4	4	40	21	1																																		
14	Bower Whitney																																														
15	Jones Alko																																														
17	Rosenthal Jenna																																														
20	Isminghausen Madolyn																																														
21	Morones Marie																																														
22	Louis Khori						2	2	2	2	19	9	2																																		
24	Dixon Anna																																														
31	Tuaniaga Mia						3	3	3	3	10	7																																			
Team Total												154	63	8	318	41%	60	1	3	15	47%	3	78	22	75																						
San Diego Mojo																																															
Set	Att	K	E	Eff	SOL	PS%	1st Attack After Positive Reception (#)						Set	Att	K	E	Eff	SOL	PS%	Atlanta Vibe																											
1	32	8	3	125	33%	13%	Pts 12 2 2 5						1	35	17	3	371	71%	42%																												
2	45	13	6	133	53%	24%	1st Attack After Negative Reception (1)						2	45	13	3	178	45%	16%																												
3	34	11	5	286	45%	17%	Pts 12 4 2 5						3	34	18	1	471	73%	46%																												
4	41	13	5	122	48%	38%	Attack from Dig						4	40	15	1	388	68%	24%																												
5							Pts 21 8 4 3 3						5																																		
Total	152	45	14	145	45%	22%							Total	154	63	8	318	63%	32%																												
Top Scorers												Top Scorers												Top Scorers																							
7 Stone 14												BHE Blk Handling Error												Eff Efficiency (K-E)/Atts												Top Scorers Pts											
8 Dahlke 14												Digs Blocks												K Kills												13 Edmond 23											
32 Page 9												Blks (Create)												K% Kills/Attempts												5 Beason 16											
Top Defenders Dig+Blk												Scoring % (% Won Serving)												Pts Points												22 Louis 12											
19 Lee 17												SOL Setout (% Won Receiving)												Good Pass												Top Defenders Dig+Blk											
2 Venegas M. 13																																				5 Beason 17											
Top Blocker Blks																																				12 Vicini 16											
7 Stone 2																																				Top Blocker Blks											
																																				12 Vicini 4											



# Match 7: Grand Rapids 3 - San Diego 0

		Grand Rapids Rise				San Diego Mojo				3	0	Set	Duration	Partial Score	Score																
Match Box Score	02/02/2025	Match Box Score	02/02/2025	Location Date	02/02/2025	Time Attendance	4:00 pm	4	5	1	0	1	00:24	8-3, 16-7, 21-15	25-19																
Grand Rapids Rise																															
02	L. Ogilvie Elena	1	2	3	4	5	Att	K	E	Eff	K%	Assist	Serve	Pass	Dig	Block	Pts														
03	L. León Valeri						-	-	-	-	-	-	-	-	-	-	-														
04	Snyder Carl	2	2	5			25	6	2	120	24%	-	-	-	3%	1	6	2	8												
05	Pritchard Erik	5	5	2			22	11	-	409	50%	-	2	-	12%	3	5	2	15												
06	Nelson Kaleigh						8	3	-	125	38%	-	-	1	1	-	-	-	1	5											
07	Colvin Raven		3				9	4	-	250	25%	1	-	-	-	-	4	1	3	9											
08	Grote Mann	6	6	6			10	4	-	480	48%	-	-	-	-	-	5	7	12	4											
09	Bastanelli Alison	1		1	1		4	1	-	444	44%	37	2	-	-	-	7	-	7	12											
11	Raskie August						-	-	-	-	-	-	-	-	-	-	-	-	-	-											
13	Briggs-Romine Paige						-	-	-	-	-	-	-	-	-	-	-	-	-	-											
17	Jensen Alyssa						-	-	-	-	-	-	-	-	-	-	-	-	-	-											
21	Shime Naya	4	4	4			26	13	2	308	56%	-	-	1	-	-	11	2	15	15											
22	Turner Camryn						-	-	-	-	-	-	-	-	-	-	-	-	-	-											
27	Abbott Symone						-	-	-	-	-	-	-	-	-	-	-	-	-	-											
Team Total							164	42	5	288	48%	41	2	5	3	22%	5	51	15	62											
San Diego Mojo																															
02	L. Venegas Medina Shara Marie	1	2	3	4	5	Att	K	E	Eff	K%	Assist	Serve	Pass	Dig	Block	Pts														
07	Sone Ronika	1	6	1			12	6	1	983	56%	-	2	-	-	-	1	1	7	7											
08	Dahke Kendra	5	2	3			30	12	2	233	40%	1	-	1	5%	1	3	1	14	14											
10	Church Anna						-	-	-	-	-	-	-	-	-	-	-	-	-	-											
10	Moore Jeneaisa	6	5				11	-	-	891	0%	-	-	1	1	4%	2	2	-	1											
11	Basa Yeliz						-	-	-	-	-	-	-	-	-	-	-	-	-	-											
16	Hapo Kamalie						-	-	-	-	-	-	-	-	-	-	-	-	-	-											
19	Lee Day-Young	2	1	2			11	-	4	891	36%	36	-	2	-	-	8	6	-	6											
23	McGhee Elisse	4	1	5			10	5	-	500	56%	-	-	-	-	-	7	1	6	6											
24	Spontol Sarah						-	-	-	-	-	-	-	-	-	-	-	-	-	-											
25	Blackwell Leyla	4	3	4			10	3	-	100	35%	-	-	-	-	-	-	4	2	2											
28	Lund Kayla						-	-	-	-	-	-	-	-	-	-	-	-	-	-											
31	Taborn Maya	3		6			29	10	2	172	34%	-	-	1	7%	2	6	2	12	12											
32	Page Lauren						-	-	-	-	-	-	-	-	-	-	-	-	-	-											
Team Total							113	49	6	168	35%	39	-	6	6	21%	5	37	7	53											
Grand Rapids Rise																															
Set	Att	K	E	Eff	50%	P5%	1st Attack After Positive Reception (+)							Set	Att	K	E	Eff	50%	P5%											
1	33	15	1	394	61%	44%	Pts 6 E Pts 7 2 1 8							1	42	15	1	214	64%	25%											
2	35	15	2	314	66%	44%	1st Attack After Negative Reception (-)							2	36	15	10	149	64%	32%											
3	36	12	2	267	68%	39%	Pts 11 0 14 4							3	35	10	4	896	68%	39%											
4							Attacks from Dig							4																	
5							Pts 6 E Pts 5							5																	
Total	104	42	5	288	53%	43%	24 3 5 18							Total	113	40	6	168	46%	32%											
Top Scorers																Top Scorers															
5 Pritchard 15																Eff Efficiency (K/A) 10 Pts 8															
21 Shime 15																Blk Blocks 8 Kills 8															
10 Bastanelli 12																D Digs (Create) 31 Taborn 12															
Att Attempts 7																P5% Point Scoring % (% won Serving) 7 Stone 7															
Ass Assists 6																SP% Sideout % (% won Receiving) 6 Good Pass 6															
Top Defenders Dig=Blk																Top Defenders Dig=Blk															
10 Bastanelli 16																19 Lee 8															
21 Shime 13																31 Taborn 7															
Top Blocker Blks																Top Blocker Blks															
10 Bastanelli 7																26 Blackwell 2															
VS																VOLLEYSTATION															

# Match 9: Indy 3 - San Diego 1

		Indy Ignite		3		Set	Duration	Partial Score	Score															
	San Diego Mojo		1		1	08:25	8-4, 16-18, 21-14	25-21																
Match Box Score 02/13/2025	Match Arena 037	Location Date 02/13/2025	Time Attendance 7:00 pm	1	2	08:25	8-4, 16-8, 21-11	25-14																
				3	3	08:25	8-8, 12-16, 15-21	18-25																
				4	4	08:23	8-5, 16-18, 21-13	25-15																
				5																				
Indy Ignite																								
	Set		Attack		Assist	Serve	Pass	Dig	Block	Pts														
02	1	2	3	4	5	Atts	K	E	Eff	K%	Assist	Serve	Pass	Dig	Block	Pts								
04	Hilay Sydney	1	1	1	1	6	3	-	.500	50%	47	1	1	-	20	2	6							
05	Nwokinlo Chikanaa	5	5	5	5	9	2	-	.111	22%	-	-	1	6%	2	3	2							
06	Martin Isabel	5	5	5	5	19	5	1	.158	26%	2	-	2	7%	4	1	6							
07	Member-Meneh Lekator	5	5	5	5	-	-	-	-	-	1	-	-	1%	-	-	-							
09	Scott Elena	3	3	3	3	11	4	-	.364	36%	2	-	-	-	-	-	-							
11	Havili Amise	6	6	6	6	17	11	-	.647	65%	1	-	-	-	3	1	5							
12	Crawford Caroline	6	6	6	6	-	-	-	-	-	1	-	-	-	-	-	11							
17	Mohler Blake	4	4	4	4	37	16	2	.278	43%	-	2	1	-	6	4	22							
18	Skjold Carly	2	2	2	2	38	16	1	.395	42%	1	-	2	8%	1	6	17							
19	Tealer Ashani	2	2	2	2	-	-	-	-	-	-	-	-	-	-	-	-							
20	Cleveland Wade Grace	2	2	2	2	-	-	-	-	-	-	-	-	-	-	-	-							
23	Cajic Nina	2	2	2	2	-	-	-	-	-	-	-	-	-	-	-	-							
26	Okamnor Nnedi	2	2	2	2	-	-	-	-	-	-	-	-	-	-	-	-							
Team Total											137	57	4	.343	42%	55	3	8	30%	4	69	9	69	
San Diego Mojo																								
	Set		Attack		Assist	Serve	Pass	Dig	Block	Pts														
01	Jones Raineelle	1	2	3	4	5	Atts	K	E	Eff	K%	Assist	Serve	Pass	Dig	Block	Pts							
02	L Venegas Medina Shara Marie	4	4	4	4	4	16	5	3	.663	31%	-	1	1	1%	-	2	8						
07	Stone Ronika	1	2	1	6	17	8	-	.412	47%	-	-	-	-	-	-	3	-	8					
08	Dahlke Kendra	3	4	2	3	52	22	5	.327	42%	-	2	3	15%	11	11	24	24						
10	Moore Jenaisya	6	6	6	6	15	2	2	.13%	13%	2	-	-	2%	4	-	2	-						
16	Hapo Kamalle	2	3	2	1	5	1	-	.200	20%	36	2	-	1%	-	-	9	1						
19	Lee Dayeong	5	6	5	5	12	4	1	.883	33%	-	-	-	-	-	-	10	-	4					
23	McChiee Elise	2	2	1	-	500	0%	6	-	-	6	-	-	-	-	-	1	-	-					
24	Spornil Sarah	5	5	5	5	10	5	1	.200	50%	-	-	-	-	-	-	1	5%	1	3	5			
26	Blackwell Leyla	5	5	5	5	1	-	-	.000	0%	-	-	-	-	-	-	-	-	-	-	-			
28	Lund Kayla	5	5	5	5	10	5	1	.200	50%	-	-	-	-	-	-	1	5%	1	3	5			
30	Robinson Deynn	5	5	5	5	1	-	-	.000	0%	-	-	-	-	-	-	-	-	-	-	-			
31	Tabron Maya	5	5	5	5	17	4	1	.118	24%	-	1	-	-	-	-	3	4	9	9				
32	Page Lauren	5	5	5	5	4	-	-	-	-	-	-	-	-	-	-	-	-	-	-	-			
Team Total											152	51	14	.184	34%	49	2	4	7	37%	3	56	6	61
Indy Ignite										San Diego Mojo														
Set	Atts	K	E	Eff	SOL	PS%	1st Attack After Positive Reception (#)	Pts	E	Pts	1st Attack After Negative Reception (#)	Pts	E	Pts	Attack from Dig	Pts	E	Pts						
1	48	18	1	.326	58%	38%	14	9	15	5	.163	45%	36%	14	9	15	5	15						
2	37	15	1	.378	83%	36%	14	9	15	5	.163	45%	36%	14	9	15	5	15						
3	27	11	2	.222	45%	11%	18	2	3	29	14	1	.448	79%	32%	4	33	13	4					
4	27	13	1	.444	71%	36%	18	2	3	29	14	1	.448	79%	32%	4	33	13	4					
5																								
Total	137	57	4	.343	59%	32%	33	2	8	19														
Top Scorers										Top Defenders														
Top Scorers	Pts	Starting position	BHE	Ball Handling Error	Eff	Efficiency (K-E)/Atts	K	Kills	Pts	Top Defenders	Dig+Blk	Ats	Assists	GP	Good Pass	GP	Good Pass	GP	Good Pass					
8 Dahlke	24	Starting Setter	0		33%	14%	1	1	1	8 Dahlke	11													
32 Page	9	Substitutes	0		33%	14%	1	1	1	32 Page	10													
1 Jones	8	Atts Attempts	0		33%	14%	1	1	1	1 Jones	8													
Top Blocker										Top Blocker														
Top Blocker	Blks	Ats	Assists	GP	Good Pass	GP	Good Pass	GP	Good Pass	Top Blocker	Blks	Ats	Assists	GP	Good Pass	GP	Good Pass	GP	Good Pass					
32 Page	4									32 Page	4													
VS VOLLEYSTATION										32 Page 4														



# Match 10: Omaha 3 - San Diego 0

		Omaha Supernovas		3		Set	Duration	Partial Score	Score												
Match Box Score 02/16/2025		San Diego Mojo		0		1	00:29	8-6, 16-11, 21-16	25-21												
Match Arena		Location Date 02/16/2025		Time Attendance 8:37 pm		2	00:23	8-3, 16-9, 21-16	25-19												
						3	08:24	8-2, 16-9, 21-13	25-18												
						5															
Omaha Supernovas																					
01	Valentin-Anderson Natalia	3	2	3	4	5	Atts	K	E	Eff	K%	Assist	Serve	Pass	Dig	Block	Pts				
		1	2	3	3	3	5	3	1	.400	60%	34	1	-	-	10	-	3			
05	Nunewiller Brooke	1	1	1	1	1	22	9	-	.409	41%	-	1	1	7%	11	-	10			
08	Cooper Reagan	4	4	4	4	4	18	10	2	.444	56%	-	-	2	3%	1	6	1	11		
09	Podraza Mac	4	4	4	4	4	-	-	-	-	-	3	-	-	-	-	-	-	-		
10	L Gómez Camila	4	4	4	4	4	-	-	-	-	-	2	-	-	-	17%	9	-	-		
11	Payne Kelsie	4	4	4	4	4	4	2	-	.500	50%	-	-	-	-	-	1	-	2		
14	Batenhorst Ally	3	3	3	3	3	-	-	-	.0%	0%	-	-	-	1%	-	-	-	-		
17	Awoleye Phoebe	3	3	3	3	3	-	-	-	-	-	-	-	-	-	-	-	-	-		
20	L Whitten Allison	3	3	3	3	3	-	-	-	-	-	-	-	-	-	-	-	-	-		
21	Onabanjo Toyosil	3	3	3	3	3	3	3	-	1.000	100%	-	-	-	-	-	-	-	3		
22	Krause Lindsay	5	5	5	5	5	2	-	-	.0%	0%	-	-	-	1	1%	-	-	-		
23	Hard Katlyn	5	5	5	5	5	11	3	1	.182	27%	-	-	-	-	1	4	7	7		
27	Londot Emily	6	6	6	6	6	27	7	3	.111	26%	-	2	-	-	8	3	10	18		
28	Caffey Kayla	2	2	2	2	2	12	5	-	.250	42%	-	1	1	-	1	2	8	8		
Team Total								107	42	7	.299	30%	39	1	2	8	29%	1	49	10	54
San Diego Mojo																					
01	Jones Raineelle	3	2	3	4	5	Atts	K	E	Eff	K%	Assist	Serve	Pass	Dig	Block	Pts				
		1	2	3	4	4	9	2	1	.111	22%	-	-	-	3	1	1	-	2		
02	L Venegas Medina Shara Marie	6	6	6	6	6	9	2	1	.111	22%	-	-	-	4%	-	14	-	-		
07	Stone Ronika	6	6	6	6	6	10	2	-	.111	22%	1	-	-	-	-	1	2	4		
08	Dahlke Kendra	2	2	2	2	2	10	2	-	.20%	20%	-	2	3%	3	1	3	3	3		
10	Moore Jenaisya	6	6	6	6	6	-	-	-	-	-	-	-	-	-	-	-	-	-		
16	Hapo Kamalle	1	1	1	1	1	-	-	-	-	-	-	-	-	-	3%	1	-	-		
19	Lee Dayeong	1	1	1	1	1	1	-	-	.0%	0%	11	-	-	-	-	3	-	-		
23	McChiee Elise	4	4	4	4	4	4	1	-	.250	25%	-	-	-	1	-	-	-	-		
24	Spornil Sarah	4	4	4	4	4	4	2	-	.500	50%	20	-	-	-	-	4	-	2		
26	Blackwell Leyla	5	5	5	5	5	4	2	-	.250	50%	-	-	-	-	-	1	-	2		
28	Lund Kayla	5	5	5	5	5	25	10	-	.320	48%	1	1	2	12%	-	9	-	11		
30	Robinson Deynn	5	5	5	5	5	-	-	-	-	-	-	-	-	-	-	-	-	-		
31	Tabron Maya	5	5	5	5	5	26	9	4	.115	35%	1	1	-	1	4%	5	5	9		
32	Page Lauren	4	4	4	4	4	19	7	2	.211	37%	-	2	-	-	3	-	-	7		
Team Total								111	37	8	.171	33%	36	2	1	11	28%	2	45	3	41
Omaha Supernovas										San Diego Mojo											
Set	Atts	K	E	Eff	50%	PS%	1st Attack After Positive Reception (#)				Set	Atts	K	E	Eff	50%	PS%				
1	2	38	12	4	.275	56%	42%	10				2	13	18	5	.212	38%	18%			
2	38	12	2	.380	68%	32%	10				2	12	13	3	.238	18	5	133	48%	21%	
3	37	13	1	.324	56%	33%	1st Attack After Negative Reception (#)				3	48	17	5	.167	48%	16%				
4							8				20	2	8	4							
5							Atts From Dig														
							Pts				1	5	6	5	Pts						
							24				5	4	16	16							
Total				107	42	7	.299	57%	36%	Eff				111	37	8	.171	46%	18%		
Top Scorers										Top Scorers											
8	Cooper	11																			
5	Nunewiller	10																			
27	Londot	10																			
Top Defenders										Top Defenders											
5	Nunewiller	10																			
1	Valentin-An...	9																			
Top Blocker										Top Blocker											
23	Hard	4																			

# Match 13: San Diego 3 - Columbus 1

 San Diego Mojo		 Columbus Fury		3		1		Set		Duration		Partial Score		Score						
Match Box		Match		Location		Time		Attendance		12:52 am										
03/02/2025		03/02/2025		03/02/2025		03/02/2025		12:52 am												
San Diego Mojo		Columbus Fury		1		2		3		4		5		6						
Set		Attack		Assist		Serve		Pass		Dig		Block		Pts						
01 Jones Rainelle		1	2	3	4	5	Atts	K	E	Eff	K%	Assist	BHE	Ace	Pts					
02	L Venegas Medina Shara Marie						-	-	-	-	-	-	2	-	8%	15	-			
07	Stone Ronika	1	3	3	5	25	12	1	.440	48%	-	2	2	-	2%	4	16			
08	Dahlke Kendra	3	5	5	5	29	5	.198	21%	-	3	3	17	17	3	17	3			
10	Moore Jenaiya	6	2	2	2	29	8	3	.172	28%	-	-	-	-	13%	1	3			
16	Hago Kamalie	2	4	2	4	21	-	-	.500	50%	4	1	1	-	4%	3	-			
19	Lee Dayeong	4	6	6	6	23	11	-	.478	48%	-	-	-	-	-	11	4			
21	Pittman Regan	1	1	1	1	25	11	-	.440	44%	-	1	2	-	4	4	18			
23	McChiee Elise					-	-	-	-	-	-	-	-	-	-	-	-			
24	Spencil Sarah					-	-	-	-	-	-	-	-	-	-	-	-			
26	Blackwell Leyla					-	-	-	-	-	-	-	-	-	-	-	-			
28	Lund Kayla					-	-	-	-	-	-	-	-	-	-	-	-			
31	Tabron Maya					-	-	-	-	-	-	-	-	-	-	-	-			
32	Page Lauren	5	1	-	-	10	2	1	.100	20%	-	-	2	1	-	5	1			
Team Total				145				55	10	.310	38%	52	1	6	7	35%	1	73	23	74
Columbus Fury		Set		Attack		Assist		Serve		Pass		Dig		Block		Pts				
02 Rapacz Izabella		1	2	3	4	5	Atts	K	E	Eff	K%	Assist	BHE	Ace	Pts					
05	Rivera Wilma	5	4	2	4	48	15	2	.271	31%	-	-	-	-	-	9	1			
07	L Georgiades Mary Kate	2	1	5	1	1	1	-	.000	0%	32	-	2	-	-	12	4			
08	Cox Kaylee	3	3	2	2	28	3	3	.214	32%	-	4	-	-	10%	19	-			
10	Gillen Jill	6	6	-	-	14	3	-	.214	21%	-	-	-	-	1	10%	4			
11	Dumarcic Beta					-	-	-	-	-	-	-	-	-	3%	1	3			
12	Stringer Tori					-	-	-	-	-	-	-	-	-	-	-	-			
14	Leao Janice					-	-	-	-	-	-	6	1	-	-	6	-			
16	Terry Nana	6	5	3	5	27	4	1	.111	26%	-	1	2	17%	5	8	1			
17	Courtney Lush Megan					-	-	-	-	-	-	-	-	-	-	-	-			
18	Rammelsberg Kaley	1	6	4	6	12	2	-	.167	17%	-	-	-	-	1	10%	4			
20	Cerame Paula					-	-	-	-	-	-	-	-	-	-	-	-			
24	Walker Abby	4	3	1	3	18	8	-	.444	44%	-	-	-	-	-	1	6			
30	Lewis Morgan					11	4	1	.273	30%	-	-	-	-	-	2	-			
Team Total				160				49	11	.237	31%	45	2	1	7	40%	6	64	22	58
San Diego Mojo		Set		Attack		Assist		Serve		Pass		Dig		Block		Pts				
1		Atts	K	E	Eff	50%	PS%	1st Attack After Positive Reception (+)		Set		Atts	K	E	Eff	50%	PS%			
2	29	12	4	.182	45%	33%	-	14	1	2	17	1	47	14	2	.255	33%	25%		
3	2	12	1	.379	67%	29%	-	14	1	2	17	2	46	12	6	.384	18%	18%		
4	31	12	3	.290	64%	48%	-	1st Attack After Negative Reception (-)	3	36	8	3	.139	27%	27%	-	-			
5	4	31	19	2	.415	71%	29%	15	1	4	31	15	-	-	.484	64%	17%			
Total				145				55	10	.310	38%	52	1	6	7	35%	1	73	23	74
Top Scorers		Pts		1		2		3		4		5		6		7				
21	Pittman	18		1		2		3		4		5		6		7				
7	Stone	16		1		2		3		4		5		6		7				
23	McChiee	13		1		2		3		4		5		6		7				
Top Defenders		Dig+Blk		1 <th colspan="2">2<th colspan="2">3<th colspan="2">4<th colspan="2">5<th colspan="2">6<th colspan="2">7</th></th></th></th></th></th>		2 <th colspan="2">3<th colspan="2">4<th colspan="2">5<th colspan="2">6<th colspan="2">7</th></th></th></th></th>		3 <th colspan="2">4<th colspan="2">5<th colspan="2">6<th colspan="2">7</th></th></th></th>		4 <th colspan="2">5<th colspan="2">6<th colspan="2">7</th></th></th>		5 <th colspan="2">6<th colspan="2">7</th></th>		6 <th colspan="2">7</th>		7				
8	Dahlke	18		1		2		3		4		5		6		7				
21	Pittman	15		1		2		3		4		5		6		7				
Top Blocker		Blks		1 <th colspan="2">2<th colspan="2">3<th colspan="2">4<th colspan="2">5<th colspan="2">6<th colspan="2">7</th></th></th></th></th></th>		2 <th colspan="2">3<th colspan="2">4<th colspan="2">5<th colspan="2">6<th colspan="2">7</th></th></th></th></th>		3 <th colspan="2">4<th colspan="2">5<th colspan="2">6<th colspan="2">7</th></th></th></th>		4 <th colspan="2">5<th colspan="2">6<th colspan="2">7</th></th></th>		5 <th colspan="2">6<th colspan="2">7</th></th>		6 <th colspan="2">7</th>		7				
21	Pittman	7		1		2		3		4		5		6		7				
Columbus Fury		Set		Attack		Assist		Serve		Pass		Dig		Block		Pts				
02 Rapacz Izabella		1	2	3	4	5	Atts	K	E	Eff	K%	Assist	BHE	Ace	Pts					
05	Rivera Wilma	5	4	2	4	48	15	2	.271	31%	-	-	-	-	-	9	1			
07	L Georgiades Mary Kate	2	1	5	1	1	1	-	.000	0%	32	-	2	-	-	12	4			
08	Cox Kaylee	3	3	2	2	28	3	3	.214	32%	-	4	-	-	10%	19	-			
10	Gillen Jill	6	6	-	-	14	3	-	.214	21%	-	-	-	-	1	10%	4			
11	Dumarcic Beta					-	-	-	-	-	-	-	-	-	-	-	-			
12	Stringer Tori					-	-	-	-	-	-	-	-	-	-	-	-			
14	Leao Janice					-	-	-	-	-	-	6	1	-	-	6	-			
16	Terry Nana	6	5	3	5	27	4	1	.111	26%	-	1	2	17%	5	8	1			
17	Courtney Lush Megan					-	-	-	-	-	-	-	-	-	-	-	-			
18	Rammelsberg Kaley	1	6	4	6	12	2	-	.167	17%	-	-	-	-	1	10%	4			
20	Cerame Paula					-	-	-	-	-	-	-	-	-	-	-	-			
24	Walker Abby	4	3	1	3	18	8	-	.444	44%	-	-	-	-	-	1	6			
30	Lewis Morgan					11	4	1	.273	30%	-	-	-	-	-	2	-			
Team Total				160				49	11	.237	31%	45	2	1	7	40%	6	64	22	58
San Diego Mojo		Set		Attack		Assist		Serve		Pass		Dig		Block		Pts				
1		Atts	K	E	Eff	50%	PS%	1st Attack After Positive Reception (+)		Set		Atts	K	E	Eff	50%	PS%			
2	29	12	4	.182	45%	33%	-	14	1	2	17	1	47	14	2	.255	33%	25%		
3	2	12	1	.379	67%	29%	-	14	1	2	17	2	46	12	6	.384	18%	18%		
4	31	12	3	.290	64%	48%	-	1st Attack After Negative Reception (-)	3	36	8	3	.139	27%	27%	-	-			
5	4	31	19	2	.415	71%	29%	15	1	4	31	15	-	-	.484	64%	17%			
Total				145				55	10	.310	38%	52	1	6	7	35%	1	73	23	74
Top Scorers		Pts		1		2		3		4		5		6		7				
21	Pittman	18		1		2		3		4		5		6		7				
7	Stone	16		1		2		3		4		5		6		7				
23	McChiee	13		1		2		3		4		5		6		7				
Top Defenders		Dig+Blk		1		2		3		4		5		6		7				
8	Dahlke	18		1		2		3		4		5		6		7				
21	Pittman	15		1		2		3		4		5		6		7				
Top Blocker		Blks		1		2		3		4		5		6		7				
21	Pittman	7		1		2		3		4		5		6		7				
Columbus Fury		Set		Attack		Assist		Serve		Pass		Dig		Block		Pts				
02 Rapacz Izabella		1	2	3	4	5	Atts	K	E	Eff	K%	Assist	BHE	Ace	Pts					
05	Rivera Wilma	5	4	2	4	48	15	2	.271	31%	-	-	-	-	-	9	1			
07	L Georgiades Mary Kate	2	1	5	1	1	1	-	.000	0%	32	-	2	-	-	12	4			
08	Cox Kaylee	3	3	2	2	28	3	3	.214	32%	-	4	-	-	10%	19	-			
10	Gillen Jill	6	6	-	-	14	3	-	.214	21%	-	-	-	-	1	10%	4			
11	Dumarcic Beta					-	-	-	-	-	-	-	-	-	-	-	-			
12	Stringer Tori					-	-	-	-	-	-	-	-	-	-	-	-			
14	Leao Janice					-	-	-	-	-	-	6	1	-	-	6	-			
16	Terry Nana	6	5	3	5	27	4	1	.111	26%	-	1	2	17%	5	8	1			
17	Courtney Lush Megan					-	-	-	-	-	-	-	-	-	-	-	-			
18	Rammelsberg Kaley	1	6	4	6	12	2	-	.167	17%	-	-	-	-	1	10%	4			
20	Cerame Paula					-	-	-	-	-	-	-	-	-	-	-	-			
24	Walker Abby	4	3	1	3	18	8	-	.444	44%	-	-	-	-	-	1	6			
30	Lewis Morgan					11	4	1	.273	30%	-	-	-	-	-	2	-			
Team Total				160				49	11	.237	31%	45	2	1	7	40%	6	64	22	58
San Diego Mojo		Set		Attack		Assist		Serve		Pass		Dig		Block		Pts				
1		Atts	K	E	Eff	50%	PS%	1st Attack After Positive Reception (+)		Set		Atts	K	E	Eff	50%	PS%			
2	29	12	4	.182	45%	33%	-	14	1	2	17	1	47	14	2	.255	33%	25%		
3	2	12	1	.379	67%	29%	-	14	1	2	17	2	46	12	6	.384	18%	18%		
4	31	12	3	.290	64%	48%	-	1st Attack After Negative Reception (-)	3	36	8	3	.139	27%	27%	-	-			
5	4	31	19	2	.415	71%	29%	15	1	4	31	15	-	-	.484	64%	17%			
Total				145				55	10	.310	38%	52	1	6	7	35%	1	73	23	74
Top Scorers		Pts		1		2		3		4		5		6		7				
21	Pittman	18		1		2		3		4		5		6		7				
7	Stone	16		1		2		3		4		5		6		7				
23	McChiee	13		1		2		3		4		5		6		7				
Top Defenders		Dig+Blk		1		2		3		4		5		6		7				
8	Dahlke	18		1		2		3		4		5		6		7				
21	Pittman	15		1		2		3		4		5		6		7				
Top Blocker		Blks		1		2		3		4		5		6		7				
21	Pittman	7		1		2		3		4		5		6		7				
Columbus Fury		Set		Attack		Assist		Serve		Pass		Dig		Block		Pts				
02 Rapacz Izabella		1	2	3	4	5	Atts	K	E	Eff	K%	Assist	BHE	Ace	Pts					
05	Rivera Wilma	5	4	2	4	48	15	2	.271	31%	-</									

# Match 14: Grand Rapids 3 - San Diego 0







		Grand Rapids Rise		3		Set	Duration	Partial Score	Score
Match Box		San Diego Mojo		0		3	00:23	8-4, 16-12, 21-16	25-20
Score		03/05/2025		0		3	00:31	8-4, 16-15, 20-21	26-24
Match		Location Date		Time Attendance		03/05/2025		7:00 pm 5	
Grand Rapids Rise		Set		Attack		Assist		Serve	
02 L Ogilvie Elena		1 2 3 4 5 Atts		K E Eff K%		Ass BHE Ace E		GP E	
03 Leon Valeria		1 2 3 4 5		1 2 3 4 5		5 1 1 1		7 11	
04 Snyder Carl		4 4 4 4		43 13 1 .209 38%		1 23 1 5		5 13	
05 Pritchard Erika		6 6 6 6		29 8 4 .669 28%		1 1 1 3		8 8	
06 Nelson Kaleigh		6 4 4 4		6 4 .500 67%		1 1 1 1		3 4	
07 Colvin Raven		1 2 3 4 5		1 1 1 1		1 1 1 1		1 1	
08 Grote Marin		1 2 3 4 5		1 1 1 1		1 1 1 1		1 1	
10 Bastianelli Alison		2 2 2 2		11 4 1 .182 36%		2 1 1 1		4 2 8	
11 Raskie August		3 3 3 3		2 1 .500 50%		13 1 1 1		8 3 4	
13 Briggs-Romine Paige		1 1 1 1		27 18 3 .259 37%		1 2 9 1		15 2 13	
17 Jensen Alyssa		5 5 5 5		13 5 .231 38%		1 1 3 3		4 6 11	
21 Shime Naya		1 2 3 4 5		1 1 1 1		1 1 1 1		1 1	
22 Turner Camryn		1 2 3 4 5		4 2 .500 50%		25 1 1 1		3 1 1	
27 Abbott Symone		1 2 3 4 5		1 1 1 1		1 1 1 1		1 1	
Team Total		135		47 9 .215 38%		44 4 9 39 1		61 13 64	
San Diego Mojo		Set		Attack		Assist		Serve	
01 Jones Rainelle		1 2 3 4 5 Atts		K E Eff K%		Ass BHE Ace E		GP E	
02 L Venegas Medina Shara Marie		1 2 3 4 5		1 2 3 4 5		3 1 1 1		8 13 1	
07 Stone Ronika		6 3 5 5		9 2 .222 22%		1 1 1 1		6 3 5	
08 Dahlke Kendra		2 2 2 2		24 6 1 .125 25%		1 1 1 1		4 7 6	
10 Moore Jenaiya		5 2 2 2		10 5 1 .480 50%		1 3 2 1		5 10	
16 Hago Kamalie		1 2 3 4 5		1 1 1 1		1 1 1 1		1 1	
19 Lee Dayeong		1 2 3 4 5		13 3 .111 21%		13 1 1 1		4 1 5	
21 Pittman Regan		3 6 2 2		14 3 1 .071 21%		1 3 1 1		4 1 5	
23 Spencil Sarah		1 3 3 3		27 7 3 .074 26%		1 1 1 1		5 7	
24 Blackwell Leyla		1 2 3 4 5		3 1 .17 17%		1 1 1 1		5 1	
28 Lund Kayla		5 5 5 5		11 2 1 .182 18%		1 1 2 2		2 2	
31 Tabron Maya		4 4 4 4		22 9 .318 41%		1 1 9 8		1 10	
32 Page Lauren		4 4 4 4		3 1 .33%		1 1 1 1		3 1	
Team Total		123		35 7 .122 28%		33 1 5 26 4		56 9 45	
Grand Rapids Rise		Set		Attack		Assist		Serve	
Set		1 2 3 4 5 Atts		K E Eff K%		Ass BHE Ace E		GP E	
1		1 2 3 4 5		19 3 0 12		1 31 12		3 90	
2		52 14 3 .135 58%		38 4 1 .642 36%		33 11 4 .891 33%		24 24	
3		44 15 2 .285 47%		42 11 4 .842 36%		33 11 4 .891 33%		24 24	
4		1 2 3 4 5		1 1 1 1		1 1 1 1		1 1	
Total		135 47 9 .215 38%		44 4 9 39 1		61 13 64		25 20	
Top Scorers		Pts		BHE Blk Handling Error		Eff Efficiency (K/E)/Ass		Top Scorers	
4 Snyder		13		Bk Blocks		K Kills		31 Tabron	
13 Briggs-Rom		13		D Digs (Create)		K Kills/Attempts		21 Pittman	
17 Jensen		11		PS% Point Scoring % (% won Serving)		Pts Points		23 McInee	
Top Defenders		DigBk%		50% Silence % (% won Receiving)		GP Good Pass		Top Defenders	
13 Briggs-Rom		17		22 Venegas M.		10		10	
17 Jensen		15		7 Stone		9		9	
Top Blocker		Bk%		21 Pittman		5		5	
17 Jensen		5		21 Pittman		5		5	

# 2025 SAN DIEGO MOJO MATCH NOTES | 2025 BOX SCORES

## Match 17: Atlanta 3 - San Diego 2




Match Box Score		San Diego Mojo		Columbus Fury		3	1	Set	Duration	Partial Score	Score
03/20/2025		Match Arena		Location Date		03/20/2025		Time Attendance		12:52 am	
San Diego Mojo		Set		Attack		Assist		Serve		Pass	
01 Jones Rainele		1 2 3 4 5		Atts K E Eff K%		Ass BHE Ace E GP E		# + +		Pts	
02 L Venegas Medina Shara Marie		3 4		25 12 1 .440 48%		2 . . . 8% 15 .		. . . . .		. . . . .	
07 Stone Ronika		1 3 3 3 3		25 12 1 .440 48%		2 . . . 2% 4 4 16		. . . . .		. . . . .	
08 Dahlia Kendra		3 5 5 5		29 9 5 .138 31%		3 . . . 8% 17 3 10		. . . . .		. . . . .	
10 Moore Jenaysia		6 2 2 2		29 8 3 .172 28%		4 . . . 13% 1 8 3 9		. . . . .		. . . . .	
16 Hiapo Kamale		2 4 1 4 4		4 2 . . . 500 58%		49 1 1 . . . 4% 11 4 4		. . . . .		. . . . .	
21 Pittman Regan		4 5 6 6		23 11 . . . 478 48%		1 . . . 1 . . . 6 4 18		. . . . .		. . . . .	
24 Spencil Sarah		1 1 1 1		25 11 . . . 448 44%		1 . . . 1 2 . . . 4 4 13		. . . . .		. . . . .	
26 Blackwell Leyla		. . . . .		. . . . .		. . . . .		. . . . .		. . . . .	
28 Lund Kayla		. . . . .		. . . . .		. . . . .		. . . . .		. . . . .	
31 Tabron Maya		. . . . .		. . . . .		. . . . .		. . . . .		. . . . .	
32 Page Lauren		5 1		10 2 1 .100 20%		. . . 2 1 . . . 5 1 4		. . . . .		. . . . .	
Team Total		145 55 10 .310 38%		52 1 6 7 35% 1		73 23 74		. . . . .		. . . . .	
Columbus Fury		Set		Attack		Assist		Serve		Pass	
02 Rapacz Izabella		1 2 3 4 5		Atts K E Eff K%		Ass BHE Ace E GP E		# + +		Pts	
05 Rivera Wina		5 4 2 4		48 15 2 .271 31%		1 . . . . . 9 1 18		. . . . .		. . . . .	
07 L Georgiades Mary Kate		3 1 1 1 1		1 . . . 1.000 100%		32 . . . . . 12 4 2		. . . . .		. . . . .	
08 Cox Kaylee		3 2 2		28 9 3 .214 32%		4 . . . 10% 19 .		. . . . .		. . . . .	
10 Gillen Jill		6		14 3 . . . 214 21%		. . . . . 3% 1 3 2 3		. . . . .		. . . . .	
11 Dumarcic Beta		. . . . .		. . . . .		. . . . .		. . . . .		. . . . .	
12 Stringer Tori		. . . . .		. . . . .		. . . . .		. . . . .		. . . . .	
14 Leao Janice		. . . . .		. . . . .		. . . . .		. . . . .		. . . . .	
16 Terry Nana		6 5 3 5		27 7 4 .111 26%		. . . 1 . . . 2 17% 5 8 1 7		. . . . .		. . . . .	
17 Courtney Lush Megan		. . . . .		. . . . .		. . . . .		. . . . .		. . . . .	
18 Rammelsberg Kaley		1 6 4 6		12 2 . . . 167 17%		1 . . . 1 2 . . . 5 4		. . . . .		. . . . .	
20 Cerame Paula		. . . . .		. . . . .		. . . . .		. . . . .		. . . . .	
24 Walker Abby		4 3 1 3		18 8 . . . 444 44%		. . . . . 1 5 10		. . . . .		. . . . .	
30 Lewis Morgan		. . . . .		. . . . .		. . . . .		. . . . .		. . . . .	
Team Total		160 49 11 .237 31%		45 2 1 7 40% 6		64 22 58		. . . . .		. . . . .	
San Diego Mojo		Set		Attack		Assist		Serve		Pass	
1 Att		44 12 4 .182 45% 33%		1st Attack After Positive Reception (#)		Pts E E Pts		1 47 14 2 .255 53% 13%		Set	
2 Att		29 12 1 .379 67% 29%		1st Attack After Negative Reception (#)		Pts E E Pts		3 36 8 3 .138 48% 18%		2 Att	
3 Att		3 12 3 .290 64% 48%		1st Attack After Negative Reception (#)		Pts E E Pts		4 31 15 . . . 484 64% 17%		3 Att	
4 Att		4 11 19 2 .415 71% 29%		Attack from Dig		Pts E E Pts		5		4 Att	
5		Total 145 55 10 .310 61% 33%		Total 160 49 11 .237 48% 22%		. . . . .		. . . . .		5	
Top Scorers		Pts		BHE Ball Handling Error		EFF Efficiency (K/E)/Atts		Top Scorers		Pts	
21 Pittman		18		Bk Blocks		K Kills		2 Rapacz		18	
7 Stone		16		D Digs (Create)		K% Kills/Attempts		8 Cox		10	
23 McChes		13		PSPs Point Scoring % (% won Serving)		Pts Points		24 Walker		10	
Top Defenders		Dig+Blk		50% Sidout % (% won Receiving)		GP Good Pass		Top Defenders		Dig+Blk	
8 Dahlke		15		. . . . .		. . . . .		5 Rivera		17	
21 Pittman		18		. . . . .		. . . . .		31 Georgiades		16	
Top Blocker		Blks		. . . . .		. . . . .		Top Blocker		Blks	
10 Jones		7		. . . . .		. . . . .		2 Rapacz		3	

## Match 18: Orlando 3 - San Diego 1

		San Diego Mojo		1		Set	Duration	Partial Score	Score																																																																						
	Orlando Valkyries		3		2	80:24	5-8, 14-16, 20-21	23-25																																																																							
Match Box Score	Location	Date	Time Attendance	10:00 pm	3	80:25	6-8, 10-14, 20-21	22-25																																																																							
03/20/2025	Match Arena	03/20/2025			4	80:26	8-7, 12-16, 20-21	25-23																																																																							
					5	88:12	2-8, 6-16, 7-21	12-25																																																																							
San Diego Mojo																																																																															
	Set			Attack			Assist	Serve	Pass	Dig	Block	Pts																																																																			
	1	2	3	4	5	Atts	K	E	Eff	K%	Ass	BHE	Ace	E	GP	E	#	+	+	Pts																																																											
01	Jones Rainele	5	5	5	5	7	3	-	-	-	429	43%	-	-	-	2	-	-	-	3																																																											
02	Venegas Medina Shara Marie					-	-	-	-	-	-	-	-	-	-	8%	22	-	-	3																																																											
07	Stone Ronika	2	2	2	2	20	11	2	-	-	450	55%	1	-	-	-	4	3	-	14																																																											
08	Dahlia Kendra	4	4	4	4	32	7	3	-	-	125	22%	-	-	-	2	7	3	-	9																																																											
10	Moore Jenaysia					4	-	-	-	-	0%	-	-	-	-	-	7	3	-	1																																																											
16	Hiapo Kamale					-	-	-	-	-	-	-	-	-	-	1%	-	-	-	-																																																											
19	Lee Daywon	5	5	5	5	3	2	-	-	-	667	67%	41	2	1	1	-	-	-	5																																																											
21	Pittman Regan					5	8	2	-	-	250	25%	1	-	-	-	-	2	1	5																																																											
23	McChes Elise					5	1	-	-	-	200	20%	-	-	-	-	-	-	-	1																																																											
24	Spencil Sarah					1	-	-	-	-	1000	100%	1	-	-	-	-	-	-	1																																																											
26	Blackwell Leyla					-	-	-	-	-	-	-	-	-	-	-	1	-	-	-																																																											
28	Lund Kayla					-	-	-	-	-	-	-	-	-	-	-	-	-	-	-																																																											
30	Robinson Deyan					-	-	-	-	-	-	-	-	-	-	-	-	-	-	-																																																											
31	Tabron Maya	1	1	1	1	44	14	3	-	-	250	32%	-	-	2	14%	1	14	1	18																																																											
32	Page Lauren	6	6	6	6	24	8	1	-	-	292	33%	-	-	-	1	1%	-	10	1																																																											
Team Total										148	49	9	.270	33%	45	2	1	9	31%	4	73	11	64																																																								
Orlando Valkyries																																																																															
	Set			Attack			Assist	Serve	Pass	Dig	Block	Pts																																																																			
	1	2	3	4	5	Atts	K	E	Eff	K%	Ass	BHE	Ace	E	GP	E	#	+	+	Pts																																																											
03	Guepard Pompon	1	1	1	1	7	3	-	-	-	429	43%	56	-	-	-	-	1	-	14	1																																																										
04	Schwab Courtney	5	4	5	4	37	13	-	-	-	351	35%	-	-	-	-	15%	16	3	14																																																											
06	Abernombrie Brittany	4	4	3	4	47	15	4	-	-	234	32%	1	-	1	2	-	-	9	2																																																											
08	Vander Weide Lindsey	2	2	1	2	38	11	2	-	-	300	37%	1	-	2	23%	12	2	12	12																																																											
10	White M'Kaela					-	-	-	-	-	-	-	-	-	-	-	-	-	-	-																																																											
12	Scully Shannon					-	-	-	-	-	-	-	-	-	-	9%	4	-	-	-																																																											
13	Brown Kay	6	5	6	5	24	15	2	-	-	375	42%	1	-	2	2	-	-	5	13																																																											
13	Foster Natalie	3	2	3	2	24	13	-	-	-	542	54%	-	-	3	4	1%	-	1	16																																																											
14	Anar Adora					-	-	-	-	-	-	-	-	-	-	-	-	-	-	-																																																											
15	Hansen Abby					-	-	-	-	-	-	-	-	-	-	-	-	-	-	-																																																											
18	Iosia Nadia					-	-	-	-	-	-	-	-	-	-	-	-	5	-	-																																																											
19	Grothe Lyell					-	-	-	-	-	-	-	-	-	-	-	-	-	-	-																																																											
21	Olson Erin					-	-	-	-	-	-	-	-	-	-	-	-	-	-	-																																																											
22	Sis Norah					-	-	-	-	-	-	-	-	-	-	-	-	-	-	-																																																											
Team Total										169	65	7	.343	38%	68	-	4	11	47%	1	69	12	78																																																								
San Diego Mojo																																																																															
Set	Atts	K	E	Eff	Sat	Pts	1st Attack After Positive Reception (#)				Orlando Valkyries				Set				Atts	K	E	Eff	Sat	Pts																																																							
1	32	15	2	-	.486	71	13%	Pts E Pts				1				38	19	2	-	.447	77%	17%																																																									
2	32	13	3	-	.313	55	22%	15 2 1 21				2				37	12	2	-	.270	55%	24%																																																									
3	48	13	2	-	.275	65%	24%	1st Attack After Negative Reception (#)				3				50	16	2	-	.280	55%	22%																																																									
4	44	8	2	-	.136	29%	25%	Pts E Pts				4				44	18	1	-	.386	75%	56%																																																									
5											Attack from Dig				5																																																																
										Pts E Pts				Pts E Pts																																																																	
										19 7 5 36				Total				169	65	7	.343	65%	30%																																																								
Top Scorers										Pts										Top Scorers										Pts																																																	
31	Tabron	18	 Starting Set										BHE Ball Handling Error										Eff Efficiency (#)/Atts										Top Scorers										Pts																																				
7	Stone	14	 Substitutes										Bk Blocks										K Kills										6										Abernombrie										19																										
32	Page	10	 Atts Attempts										D Digs (Create)										K% Kills/Attempts										13										Foster										16																										
										Ass Assist										Pct% Point Scoring % (w on Serving)										Pts Points										4										Schwab										14																			
																				50% Sidout % (w on Receiving)										GP Good Pass										Top Defenders										DigHit%																													
2	Venegas M.	17																																									8										Vander Wel...										18																
31	Tabron	15																																									4										Schwab										16																
Top Blocker										Blks																														Top Blocker										Blks																													
31	Tabron	4																																									6										Abernombrie										3																

## 2025 SAN DIEGO MOJO MATCH NOTES | 2025 BOX SCORES

## Match 21: Atlanta 3 - San Diego 2

		 San Diego Mojo		2		Set	Duration	Partial Score	Score								
Match Box Score		 Atlanta Vibe		3		1	00:25	8-6, 16-13, 21-17	25-21								
04/08/2025		Match Arena		084		Location Date	04/08/2025	Time Attendance	7:00 pm								
						5	00:18	4-5, 5-18, 8-12	12-15								
San Diego Mojo																	
Set				Attack				Assist	Serve	Pass	Dig	Block	Pts				
1 2 3 4 5				Atts	K	E	Eff	K%	Ass BHE	Ace E	GP	E	#	+			
02	L	Venegas Medina Shara Marie		1	1	1	1	1	100.00%	-	-	1	1	1	1		
03	L	Ceasar Tara		-	-	-	-	-	-	-	-	-	-	-	-		
07	L	Stone Ronika		6	1	6	1	6	22	4	1	136	18%	1	6		
08	L	Dahlia Kendra		2	3	3	3	3	25	3	3	158	19	2	8		
10	L	Moore Jenavisa		5	6	5	6	5	17	6	1	294	35%	13	2		
15	L	Bedard-Ghani Yasmeen		5	4	5	4	5	37	14	2	278	38%	-	6		
16	L	Hago Kamalle		-	-	-	-	-	-	-	-	-	-	-	-		
21	L	Pittman Regan		3	4	3	4	3	28	6	1	208	30%	-	1		
23	L	McGhee Elise		-	-	-	-	-	-	2	-	-	-	-	6		
24	L	Sponcil Sarah		1	2	1	2	1	2	-	-	-	-	-	14		
26	L	Blackwell Leyla		-	-	-	-	-	-	-	-	-	-	-	-		
31	L	Tabron Maya		4	9	2	125	23%	48	9	2	125	23%	3	1		
32	L	Page Lauren		5	7	-	-	-	286	0%	-	1	-	-	-		
61	L	Cullen Cella		-	-	-	-	-	-	-	-	-	-	-	-		
Team Total				172				49	10	174	28%	44	7	10	35	5	71
Atlanta Vibe																	
Set				Attack				Assist	Serve	Pass	Dig	Block	Pts				
1 2 3 4 5				Atts	K	E	Eff	K%	Ass BHE	Ace E	GP	E	#	+			
01	L	Head Taylor		1	1	1	1	1	44	15	-	258	34%	1	1	4	6
02	L	White Miya		3	3	3	3	3	16	2	2	297	43%	-	2	8	14
05	L	Bascom Merritt		-	-	-	-	-	-	-	-	-	-	-	-	6	1
07	L	Timmer Pia		-	-	-	-	-	-	-	-	1	1	-	-	-	-
09	L	Hantz Morgan		-	-	-	-	-	-	-	-	-	-	-	-	10	21
10	L	Soller Taya		-	-	-	-	-	-	-	-	-	-	-	-	-	-
12	L	Vicini McKenna		2	2	2	2	2	16	5	-	125	31%	-	-	3	2
13	L	Edmond Leah		4	4	4	4	4	45	17	3	257	38%	3	1	4	16
15	L	Jones Aiko		3	3	3	3	3	24	5	-	136	13%	-	1	5	5
17	L	Rosenthal Jenna		-	-	-	-	-	-	-	-	-	-	-	-	-	-
21	L	Monseer Marie		6	6	6	6	6	5	2	-	208	40%	53	-	-	12
22	L	Louis Khori		5	5	5	5	5	24	5	-	275	34%	-	-	6	6
24	L	Dixon Anna		-	-	-	-	-	-	-	-	-	-	-	-	-	12
91	L	Tuuniga Mia		-	-	-	-	-	-	-	-	3	-	-	-	1	-
Team Total				179				66	7	246	37%	65	5	13	45	7	89

## Match 22: San Diego 3 - Omaha 1


 San Diego Mojo		 Omaha Supernovas		3	Set	Duration	Partial Score	Score																	
 Match Box Score 04/12/2025	Location		04/12/2025	Time	9:00 pm	1	00:23	8-3, 16-10, 21-15	25-19																
	Location		04/12/2025	Time	9:00 pm	2	00:38	7-8, 16-14, 21-18	23-25																
	Location		04/12/2025	Time	9:00 pm	3	00:29	8-6, 16-13, 20-21	27-25																
	Location		04/12/2025	Time	9:00 pm	5	00:25	8-2, 16-7, 21-18	25-13																
San Diego Mojo																									
Omaha Supernovas																									
Set																									
Attack																									
Assist																									
Serve																									
Pass																									
Dig																									
Block																									
Pts																									
02	L	1	2	3	4	5	Atts	K	E	Eff	K%	Ass	BHE	Ace	E	GP	E	#	+	+					
03	L																								
07	L																								
08	L																								
10	L																								
15	L																								
16	L																								
19	L																								
21	L																								
23	L																								
24	L																								
26	L																								
31	L																								
32	L																								
Team Total												166	57	13	.193	34%	56	1	5	8	29	1	78	17	79
San Diego Mojo																									
Omaha Supernovas																									
Set																									
Attack																									
Assist																									
Serve																									
Pass																									
Dig																									
Block																									
Pts																									
01	L	1	2	3	4	5	Atts	K	E	Eff	K%	Ass	BHE	Ace	E	GP	E	#	+	+					
05	L	3	1	1	1	1	5	54	14	3	.893	26%	1	1	1	14	1	4	2	16					
08	L																								
09	L																								
11	L																								
14	L																								
17	L																								
20	L																								
21	L																								
22	L																								
23	L																								
27	L																								
28	L																								
Team Total												162	46	11	.111	28%	44	4	1	6	48	5	77	12	59

San Diego Mojo										Omaha Supernovas									
Set	Atts	K	E	Eff	%	SP%	1st Attack After Positive Reception (#)				Set	Atts	K	E	Eff	%	SP%		
1	39	15	4	1	.282	53%	32%	Pts	E	Pts	1	38	13	4	1	.184	58%	22%	
2	49	14	4	1	.222	56%	22%	12	0	16	2	44	12	4	1	.136	53%	28%	
3	41	16	4	1	.195	58%	33%	1st Attack After Negative Reception (#)				3	44	14	2	1	.136	46%	32%
4	37	12	4	1	.189	67%	54%	Pts	E	Pts	4	36	7	1	1	-.028	38%	7%	
								14	3	8									
								Attack from Dig											
5								Pts	E	Pts	5								
								31	8	5									
Total	166	57	13	1	.193	58%	35%				Total	162	46	11	11	11	43%	24%	

Top Scorers		Pts	n Starting position		BHE	Ball Handling Error	Eff	Efficiency (K-E)/Atts	Top Scorers		Pts	
15	Bedard-Chani	20	1	1	Starting Setter	Blk	Blocks	K	Kills	5	Nunweiler	16
7	Stone	19			s Substitutes	D	Digs (Creating)	K%	Kills/Attempts	14	Batenhorst	13
10	Moore	13	Atts	Attempts	Pts	Pts	Point Score % (1% won Serving)	Pts	Points	23	Hard	8
					50%	Sidout % (1% won Receiving)	GP	Good Pass				

Top Defenders		Digs	Eff	Eff	Top Defenders		Digs	Eff
24	Sponcil	19			5	Nunweiler	16	
31	Tabron	18			1	Valentin-An	15	

Top Blocker		Bllks	Top Blocker		Bllks
7	Stone	8	17	Awoloye	5

VOLLEYSTATION

## Match 23: Columbus 3 - San Diego 1

 Columbus Fury		 San Diego Mojo		3		Set	Duration	Partial Score	Score		
Match Box Score	04/16/2025	Match Arena	091 Location Date	04/16/2025	Time Attendance	7:00 pm	1	2	3		
							00:27	7-8, 13-16, 21-17	25-22		
							00:27	8-4, 16-8, 21-17	25-20		
							00:30	6-8, 15-16, 17-21	22-25		
							00:28	8-7, 16-11, 21-17	25-19		
							5				
Columbus Fury	Set	Attack	Assist	Serve	Pass	Dig	Block	Pts			
	1 2 3 4 5	Atts K E Eff K%	Ass BHE Ace E GP E	#	+	+					
02	Rapacz Izabella	15 10 6 .892 31%	4 1 2	6	2	17					
05	Rivera Wilma	- - - - -	- - - - -	- - - - -	- - - - -	- - - - -	- - - - -	- - - - -			
07	L Georgades Mary Kate	- - - - -	- - - - -	- - - - -	- - - - -	- - - - -	- - - - -	- - - - -			
08	Cox Kaylee	15 6 2 .268 48%	- 1 -	3	3	7					
10	Gilio Jill	- - - - -	- - - - -	- - - - -	- - - - -	- - - - -	- - - - -	- - - - -			
11	Dumanic Beta	- - - - -	- - - - -	- - - - -	- - - - -	- - - - -	- - - - -	- - - - -			
14	Leo Janice	11 4 - .273 36%	- - - 2	-	2	5	9				
15	Tomkins Monstera	15 11 10 .433 37%	- - - - -	3	1	11					
16	Terry Raina	25 9 3 .268 36%	- - - 3	8	1	7	2	11			
17	Courtney Lush Megan	32 12 2 .281 38%	1 - 2	17	12	1	15				
18	Rammelsberg Kaley	- - - - -	- - - - -	- - - - -	- - - - -	- - - - -	- - - - -	- - - - -			
20	L Corone Paloma	- - - - -	- - - - -	- - - - -	- - - - -	- - - - -	- - - - -	- - - - -			
24	Walker Abby	16 7 1 .375 44%	- - - 1	-	4	2	9				
30	Lewis Morgan	9 4 - .444 44%	- - - - -	- - - - -	- - - - -	- - - - -	- - - - -	- - - - -			
Team Total		157 57 14 .217 36%	51 1 4	10	36	1	66	13 74			
San Diego Mojo											
	Set	Attack	Assist	Serve	Pass	Dig	Block	Pts			
	1 2 3 4 5	Atts K E Eff K%	Ass BHE Ace E GP E	#	+	+					
01	Jones Raineelle	- - - - -	- - - - -	- - - - -	- - - - -	- - - - -	- - - - -	- - - - -			
02	Venegas Medina Shara Marie	- - - - -	- - - 3	- - - 8	1	13	-	-			
03	Casas Taya	- - - - -	- - - - -	- - - - -	- - - - -	- - - - -	- - - - -	- - - - -			
07	Sena Ronika	4 6 6 6 3	21 11 3 .261 48%	- - - - -	- - - - -	- - - - -	- - - 5	4			
08	Dahlke Kendra	2 2 2	20 5 - .180 25%	- - - 2	5	1	6	15			
09	Majors Jenavieve	23 2	22 - .336 27%	- - - 1	3	1	3	6			
15	Badari-Charan Vasveen	2 4	13 4 1 - .877 31%	- - - 2	-	-	-	4			
19	Lee Da-yeong	1 1 1	2 - - .0% 30%	- - - - -	- - - - -	- - - 3	1	1			
21	Pittman Regan	1 3 3 3	9 3 - .33% 11%	- - - 4	-	4	4	3			
24	Sparks Sarah	1 1 1	1 1 - 1 .000 0%	- - - - -	- - - - -	- - - 6	6	6			
26	Blackwell Leyla	- - - - -	- - - - -	- - - - -	- - - - -	- - - - -	- - - - -	- - - - -			
28	Lund Kayla	- - - - -	- - - - -	- - - - -	- - - - -	- - - - -	- - - - -	- - - - -			
31	Talron Maya	6 5 5 5	49 17 4 .224 33%	- - - 1	6	1	7	17			
32	Page Lauren	4 4 4	9 4 1 - .375 56%	- - - 1	1	1	2	1			
Team Total		147 51 13 .376 38%	47 1 1	27	4	62	8	61			



## 2025 SAN DIEGO MOJO MATCH NOTES | **SAN DIEGO MOJO**



**1 | RAINELLE JONES**  
MIDDLE BLOCKER



**2 | SHARA VENEGAS**  
LIBERO



**3 | T'ARA CEASAR**  
OUTSIDE HITTER



**7 | RONIKA STONE**  
MIDDLE BLOCKER



**8 | KENDRA DAHLKE**  
OUTSIDE HITTER



**10 | JENAISHA MOORE**  
OUTSIDE HITTER



**15 | YAASMEEN BEDART-GHANI**  
OPPOSITE



**16 | KAMAILE HIAFO**  
LIBERO



**19 | DAYEONG LEE**  
SETTER



**21 | REGAN PITTMAN**  
MIDDLE BLOCKER



**23 | ELISE MCGHEE**  
OUTSIDE HITTER



**24 | SARAH SPONCIL**  
LIBERO/SETTER



**26 | LEYLA BLACKWELL**  
MIDDLE BLOCKER



**28 | KAYLA LUND**  
OUTSIDE HITTER



**31 | MAYA TABRON**  
OUTSIDE HITTER



**32 | LAUREN PAGE**  
MIDDLE BLOCKER



**61 | CELIA CULLEN**  
SETTER



**TAYYIBA HANEEF-PARK**  
HEAD COACH



**DEITRE COLLINS-PARKER**  
ASSISTANT COACH



**NOEL CARPIO**  
ASSISTANT COACH