

PSNY 紐約攝影學會教學篇第 328
期 ---- 本期主題 “ 框 架 構 圖
/Framing Composition"



Kase®
www.KaseOptics.com



Shirley 紫珊

各位會員大家好！ 我是 Shirley Chan, 好高興又一次和大家一起討論我們紐約攝影學會每週主題。這期主題是「框架構圖/Framing Composition」。上傳的相片內有很多是非常漂亮的作品，在挑選相片講解的同時，我也學習不少。只因我中文程度不够，這次講解我只好用英文來表述，還請大家見諒！



Shirley 紫珊

Framing composition in photography is a technique using elements in a photoshoot within a scene to create a frame around the subject. Its purpose is to draw attention to the subject of your image by blocking other parts of the image with something in the scene. This technique leads the eye towards your main focal point and gives the image a sense of depth and dimension. Not all photographs need to use framing composition, however, when there is an opportunity available, it can be a creative and fun way to make your photo. You can experiment with different techniques to show different perspectives.



Shirley 紫珊

There are 2 main categories in framing: 1) Natural Framing, and 2) Artificial Framing

1. Natural Framing involves using elements within the surroundings to create a frame around the subject. This includes the use of trees, tree branches, fall foliage, buildings, bridges, windows, doorways, archway, or any other elements that create a sense of relationship between the subject and its environment.

2. Artificial Framing (creative framing) involves manipulating the environment to create a frame around the subject. This method includes using props such as photo frames, mirrors, or other objects to create a frame.



Shirley 紫珊


Examples of Natural Framing:


A) Archways -



Fred Lin









Tao Meng photographed



Shirley 紫珊


B) Windows -





© Shirley Chan







Shirley 紫珊

C) Doorways -











Shirley 紫珊

D) Trees & Foliage -










Shirley 紫珊

E) Architecture -









♡ Shirley Chan




Shirley 紫珊

F) Light and Shadow -




© Rich DK Mei



Jiefischer









Shirley 紫珊

G) Geometric Shapes -








Shirley 紫珊

H) Natural Elements -

















© Shirley Chan






Shirley 紫珊

I) Frames within Frames







♡ Shirley Chan





Shirley 紫珊

Examples of Artificial
Framing:

Using props:





Shirley 紫珊

今期討論到此為止。歡迎大家提問及分享你的意見。謝謝！

活動目的：通過瞭解別人的創作思路，從而啓發自身的創作意念。這是一個很好的相互學習的機會，希望大家不吝賜教積極參與！

各位會員，謝謝大家的參與，我們下期继续。

紐約攝影學會教學研究組

