



动物标题大赛 – 中级学习者

Animal Caption Contest - Intermediate



Teaching Notes

1. Let the class know that today they'll be working on a project, in teams, to put their creative caption-writing skills to work. Writing great captions requires creativity and thoughtful word choices. Encourage them to tap into their best comedy/meme-writing talents.
2. Project the module on a screen, and talk through the first 2 or 3 slides from the module as a class. Ask a student to describe what they see in the image. Ask what the animal might be feeling. Have someone volunteer some caption ideas. Once the class has come up with some ideas you can also share the example caption from the module.
3. If necessary, before they break into teams, review the words for the animals in the module, and also some emotion words. To get their creative juices flowing you could ask the class how many emotions they can name in 2 minutes (have a student keep time) and write those emotions on your white board so they have them as a reference.
4. Have the class divide up into teams of 3 or 4 students. Project a slide on the board and ask the students to work together to develop a caption for the picture that captures what the animal might be thinking. Give them 2-3 minutes per slide, and have them write down their answers as a team. After 2-3 minutes move to the next slide.
5. Once the class has captioned all the slides, go one-by-one through the slides and have a spokesperson from each team read their caption out. When you move on to the next slide, have a different spokesperson from each team read out their answer so that everyone gets a chance to speak.
6. Wrap up with a review of the animal words and emotion words and congratulate the class on their creative writing skills.


Teaching Notes

Alternative Sticky Note Method:

Mount the images on the walls around your classroom (or put them on groups of tables.) Give each team a set of sticky notes. Have them write their team number on the note, and their creative caption idea. After 3 minutes, the teams rotate to the next image. Teams can read the captions from prior teams for inspiration, and hopefully come up with an even better caption. Once all the images have been done, have volunteers read the captions for each image, and the class can vote on the winning captions.




浣熊
raccoon

A raccoon is sitting inside a pair of blue jeans that are hanging on a clothesline. The jeans are held up by wooden clothespins. To the right of the jeans, a white sock is also hanging on the clothesline. The background is a lush green forest. A speech bubble is positioned to the right of the raccoon, containing the text '你说什么？你想要这些衣物？'.

你说什么？
你想要这些
衣物？






嗯...我在想我是先吃饭还是先睡觉?


黑猩猩
chimpanzee






一点点瑜伽可以
帮助我理清思路。

灰熊
Grizzly bear



A photograph of a pigeon with iridescent purple and blue feathers standing on the head of a large, green, scaly iguana. The iguana is lying on a concrete ledge and appears to be asleep. The background shows some green grass and brown leaves.

我本来以为今天
不会变得更糟糕。

鸽子

鬣蜥
liè xī
iguana






花豹
leopard

猎豹
cheetah

我需要停止
追猎豹。



A photograph of two horses in an outdoor setting. On the left, a brown horse is shown in profile, facing right. On the right, a dark brown or black horse is shown in profile, facing left. The two horses are close together, with their heads touching. The dark horse has its mouth slightly open, showing its tongue. A large, white, cloud-shaped thought bubble with a black outline is positioned above the dark horse's head. Inside the bubble, there is Chinese text. The background is a blurred outdoor scene with trees and a fence.

呃！我告诉
过你不要再
亲我了。

马





猫鼬
meerkat

我喜欢在
中间！

我们来复习！

Animals	
raccoon	浣熊
chimpanzee	黑猩猩
Grizzly bear	灰熊
pigeon	鸽子
iguana	鬣蜥 (liè xī)
leopard	花豹
horse	马
meerkat	猫鼬
cheetah	猎豹



Feelings	
surprised	惊讶
pensive	沉思
relaxed	放松
meditative	冥想
annoyed	恼人
disrespected	不尊敬
exhausted	疲惫
irritated	生气
loving	有爱
happy	开心

License Notes

**These materials are made available by PandaTree.com under the following terms:
(CC BY-NC 4.0)**



You are free to:

Share — copy and redistribute the material in any medium or format

Adapt — remix, transform, and build upon the material

The licensor cannot revoke these freedoms as long as you follow the license terms.

Under the following terms:

Attribution — You must give [appropriate credit](#), provide a link to the license, and [indicate if changes were made](#). You may do so in any reasonable manner, but not in any way that suggests the licensor endorses you or your use.

NonCommercial — You may not use the material for [commercial purposes](#).

Learn more at: <https://creativecommons.org/licenses/by-nc/4.0/>