



# 动物标题大赛 - 初级学习者

Animal Caption Contest - Novice High



# Teaching Notes

1. Let the class know that today they'll be working on a project, in teams, to put their creative caption-writing skills to work. Writing great captions requires creativity and thoughtful word choices. Encourage them to tap into their best comedy/meme-writing talents.
2. Project the module on a screen, and talk through the first 2 or 3 slides from the module as a class. Ask a student to describe what they see in the image. Ask what the animal might be feeling. Have someone volunteer some caption ideas. Once the class has come up with some ideas you can also share the example caption from the module.
3. If necessary, before they break into teams, review the words for the animals in the module, and also some emotion words. To get their creative juices flowing you could ask the class how many emotions they can name in 2 minutes (have a student keep time) and write those emotions on your white board so they have them as a reference.
4. Have the class divide up into teams of 3 or 4 students. Project a slide on the board and ask the students to work together to develop a caption for the picture that captures what the animal might be thinking. Give them 2-3 minutes per slide, and have them write down their answers as a team. After 2-3 minutes move to the next slide.
5. Once the class has captioned all the slides, go one-by-one through the slides and have a spokesperson from each team read their caption out. When you move on to the next slide, have a different spokesperson from each team read out their answer so that everyone gets a chance to speak.
6. Wrap up with a review of the animal words and emotion words and congratulate the class on their creative writing skills.

# Teaching Notes

## Alternative Sticky Note Method:

Mount the images on the walls around your classroom (or put them on groups of tables.) Give each team a set of sticky notes. Have them write their team number on the note, and their creative caption idea. After 3 minutes, the teams rotate to the next image. Teams can read the captions from prior teams for inspiration, and hopefully come up with an even better caption. Once all the images have been done, have volunteers read the captions for each image, and the class can vote on the winning captions.







有些人不适合早起。








我以为我把  
开罐器放在  
这里了。








A photograph of two white, fluffy dogs, possibly Samoyeds, standing in a green grassy field under a blue sky with light clouds. They are both holding a single, long, brown stick in their mouths. The dog on the left is slightly behind the one on the right. A large, white, cloud-shaped speech bubble with a dark blue outline is positioned in the lower-left foreground, containing the text '哈哈！这根棍子我拿到的部分比你的多。'.

哈哈！这根棍子我拿到的部分比你的多。






A close-up photograph of a brown and white guinea pig. The guinea pig has a white stripe running down its face and a white patch on its chest. Its fur is short and dense. It has large, dark, round eyes and a small pink nose. Its mouth is slightly open, showing its pink tongue. A large, dark blue thought bubble with a white border is positioned above the guinea pig's head. Inside the bubble, there is Chinese text. Three small, dark blue circles with white centers are arranged in a line below the thought bubble, leading towards the guinea pig's face.

等着瞧吧，再过  
几个月，每个人都  
会梳像我这样的  
发型了。





A close-up photograph of a white dog, possibly a Golden Retriever, sleeping peacefully on a blue blanket. Next to the dog's head is a small, light brown teddy bear wearing a white nightgown and a white nightcap. The background is a soft, out-of-focus orange color.

如果我不跟泰迪熊睡觉，他会很寂寞的。








我们都同意，你  
一边，我一边。







呜哇！你比我  
以为的还要大。





重新考虑之后，也许追  
那只臭鼬其实不是个好  
主意。









唉呀，我想一天  
睡十八小时对我  
来说还不够呢！

## Let's Review

dog	狗
skunk	臭鼬
cat	猫
guinea pig	豚鼠
happy	开心
sad	伤心
sleepy	想睡
lonely	寂寞
tired	累
scared	害怕
surprised	惊讶





# License Notes

**These materials are made available by PandaTree.com under the following terms:  
(CC BY-NC 4.0)**



**You are free to:**

**Share** — copy and redistribute the material in any medium or format

**Adapt** — remix, transform, and build upon the material

The licensor cannot revoke these freedoms as long as you follow the license terms.

**Under the following terms:**

**Attribution** — You must give [appropriate credit](#), provide a link to the license, and [indicate if changes were made](#). You may do so in any reasonable manner, but not in any way that suggests the licensor endorses you or your use.

**NonCommercial** — You may not use the material for [commercial purposes](#).

Learn more at: <https://creativecommons.org/licenses/by-nc/4.0/>