


Silver Firs Jaguar News

SILVER FIRS ELEMENTARY SCHOOL NEWSLETTER



NOVEMBER 2021

VOLUME 5, ISSUE 3

From the Principal:

Dear Silver Firs Families,

I want to extend heartfelt thank you from the school staff to our community, for the amazing outpouring of support to our PTA in their Raise Craze fundraiser. Your support of the PTA's work adds enrichment and value to your children's experiences at Silver Firs. We feel fortunate to partner with such a giving community. An additional thank you to all the PTA members who gave of their time and talents to organize and implement the Raise Craze. From the kickoff, to collecting donations, delivering prizes, and everything in between, it is the dedication of our parents to make the event as successful as it was!

At the beginning of November, you will have the first of two opportunities to conference with your child's teacher and discuss learning progress to date. Our teachers work hard to prepare for this conversation, ensuring that they present a thorough and thoughtful 'snapshot' of how every student is doing. Together, you will identify ways to best support your child going forward. Please note that students will be released early, at 1:00 on October 29th and November 1st through 5th so that these conferences can take place. A key ingredient for educational achievement is the parent-teacher conference, and to make sure they're successful for the parents, student, and teacher. We know parents are busy, nevertheless it is important to carve out time to invest in your child's education and ensure success at school. To get the most out of parent-teacher conferences, it is important to take an active role in your child's education year-round and come prepared to discuss how your child can reach their full potential.

Parent tips for to help you prepare: Do your homework prior to parent-teacher conferences. Don't be afraid to engage in a frank conversation with your child's teacher.

During the conference

- Be on time for the meeting.
- End the meeting on time. (Other parents will probably have a conference after yours).
- Relax and stay calm during the conference.
- Ask the most important questions first.

Aleta Smoot
Principal

Anca Wilson
Assistant Principal

Silver Firs Elementary School
5909 146th Pl. SE,
Everett, WA 98208
www.everetsd.org/silverfirs

Oct 29

Early Release – 1pm Dismissal
PTA Sponsored Trunk or Treat
5:30pm to 7:30pm **SFE parking lot**

Nov 1-5

Early Release – 1pm Dismissal
Conference Week

Nov 11

Veterans Day observed; No school

Nov 24-26

Thanksgiving Break; No school



- If your child receives special services, ask about your child's progress in those classes.
- Ask for explanations of anything you don't understand
- Ask your child's teacher for ways that you can help your child at home.
- Thank the teacher.

GOAL: To develop an action plan for your child's success at school. Good questions to ask the teacher include:

- What are my child's strengths and weaknesses?
- How does my child get along with classmates?
- Is my child working up to his/her ability? Where could he/she use improvement?
- What can we do at home to support what you are doing in the classroom?
- You can share things with the teacher about your child and his/her life at home.

Initiate the Action Plan

Start immediately on the action plan you and the teacher collaborate on. Discuss the plan with your child and track his/her progress. Stay in touch with your child's teacher throughout the year with regularly to keep the communication lines open.

Parents are the best resource for a child to make the grade. When teachers and parents work together, we can help a child have a successful school year.

After the conference

- Talk about the conference with your child.
- Talk about the positive points and be direct about problems.
- Tell your child about any plans you and the teacher created.
- Keep in touch with the teacher during the school year.

Sincerely,
Aleta Smoot, principal



Silver Firs Elementary News:



Safety First!

Drivers near the school can help create an environment that feels safe. Crossing the street might seem like a straightforward task, but there are many things to be aware. Kids, drivers, high traffic volume, and distractions are all circumstances to juggle for a crossing guard. We have three inside tips drivers, parents and kids need to know to keep school zones safe.

Tip #1: When approaching or using a school crosswalk, the rules are different. At a traditional crosswalk, drivers can proceed once pedestrians clear the crosswalk on the opposite side. However, drivers need to wait at an active school crosswalk until it is clear of children and the crossing guard. They don't always end on the same side. Often the crossing guard has to cross back to continue helping other students at the next crossing

interval. It is crucial drivers are aware of this and wait to see that the crossing guard has returned to their post.

Tip #2: The second tip you should know is that being **aware and alert** are essential ways to create a safer school zone.

As a driver: Be on high alert and exercise patience. When driving in a school zone, help contribute to a safe school zone by focusing on driving and refraining from distracted and aggressive driving. Be extra cautious especially near crosswalks. Lastly, go the posted speed limit to maintain a safe environment for everyone around.

As a pedestrian: The best way to help is to follow the safety laws by using designated walking areas. Teach children to avoid crossing in the middle of the street or crossing between parked cars. The risk of an accident is minimized by assigning a meeting place where a crosswalk is convenient and used.



SFE PTA News – Please see their attached newsletter for fun PTA sponsored events!

Have a question? Email us! questions@silverfirspta.org

Visit our website: www.silverfirspta.org

Like and Follow us: <https://www.facebook.com/silverfirspta>

District News: 2021 High School & Beyond Event



SAVE THE DATE! The High School & Beyond event will be completely virtual again this year. We have partnered with VisitDays to design remote opportunities for students and families to connect with colleges and universities from all over the country. Washington-specific schools will be highlighted, including our local community colleges. The live event will take place on **Thursday, November 4th from 6 – 10 p.m.** The link to the virtual event site will be available soon, but in the meantime, mark your calendars for this upcoming opportunity to visit, ask questions, and explore several post-high school options!

Native American Indian and Alaska Native Heritage Month



November is Native American Indian and Alaska Native Heritage Month. What started at the turn of the century as an effort to gain a day of recognition for the significant contributions the first Americans made to the establishment and growth of the U.S., has resulted in a whole month being designated for that purpose.

Daylight Saving Time Ends

November 7, 2021, Daylight Savings Time Ends and we “fall back” one hour.



Remember to vote Nov. 2



Remember to deliver your ballot to a ballot drop box near you or put it in the mail by Nov. 2 – postage is not required for ballots.

Calendar reminder

This is a friendly reminder that there is no school the day before Thanksgiving.

Sunday	Monday	Tuesday	Wednesday	Thursday	Friday	Saturday
NOV 1st School NOV 2nd School	1 LARRY BRIGGAGE LARRY BRIGGAGE	2 am LARRY BRIGGAGE LARRY BRIGGAGE	3 LARRY BRIGGAGE LARRY BRIGGAGE	4 LARRY BRIGGAGE LARRY BRIGGAGE	5 LARRY BRIGGAGE LARRY BRIGGAGE	6 LARRY BRIGGAGE LARRY BRIGGAGE
7 NOV 7th School	8 NOV 8th School	9 NOV 9th School	10 NOV 10th School	11 NOV 11th School	12 75 NOV 12th School	13 NOV 13th School
14 NOV 14th School	15 NOV 15th School	16 NOV 16th School	17 NOV 17th School	18 NOV 18th School	19 75 NOV 19th School	20 NOV 20th School
21 NOV 21st School	22 NOV 22nd School	23 NOV 23rd School	24 NOV 24th School	25 NOV 25th School	26 NOV 26th School	27 NOV 27th School
28 NOV 28th School	29 NOV 29th School	30 NOV 30th School				

Outdoor visitors

“Outdoor” parent and PTA visitors are approved at schools. Please check with your school to see what options there are, sign in with the office when you arrive, be sure to be supervised by staff when outside and follow COVID safety protocols.

School performance report

Our school’s performance report is available online on each school’s website. More information is available on the [Office of Superintendent of Public Instruction website](#). At the bottom under data and research, click on “School Report Card” and select Everett from the list of districts.

Have you downloaded our mobile app?

News and information about our schools are as close as your smartphone. Download and log into the district app to access your student’s info quickly and easily. See top stories, Parent University, Canvas, books checked out from the library, and find the staff directory, school websites, calendars and more.

Available for Apple and Android devices and can be downloaded in 3 easy steps:

1. On your smartphone, go to the iTunes App Store® or Google Play®
2. Search Everett Public Schools
3. Then select our app for free download

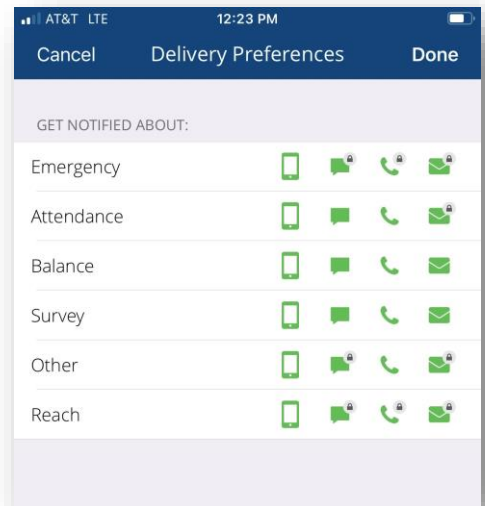
Once you’ve downloaded the app, log in to “student info” with your LMS password to see student-specific information for each of your children. Read content in one of many languages available in the settings. You are also able to set your delivery preferences.



Receive information the way you prefer

Thank you to all who were able to participate in our September 18 Let’s Connect session. One of the action items that came from the session was to remind parents how to select their preferred method of communication so they will not get the same message in multiple formats unless they choose to. Below are some steps you can take:

- Download the district’s mobile app. One of the many features is to select your delivery preferences. Once you have signed into your account, click on your profile tile and then “Edit Delivery Preferences” at the top.
 - Click on the icon for app, text, phone or email to turn off that mode. Green indicates the mode is turned on. Some modes are locked, as indicated with the lock in the upper corner of the icon.
- Keep your contact information current by updating the “Annual Student Update Form 2021-2022” in Home Access Center or by letting your school office know anytime there is a change.
- Please visit the communications department webpage for a list of timely and relevant information to strengthen connections among families, staff and community.



Is your family prepared?

[Snohomish County Emergency Management](#) has helpful online resources to help you create, and practice emergency response plans with your family and neighborhood in preparation for bad weather.



Online safety tips

- Keep the computer in a busy area of your home.
- Use an app to keep an eye on your child’s online activity on their device.
- Talking about cyberbullying; ask if someone they know has been a victim. Ask if they have been victimized.
- Set up email and social media accounts with your children. Know their screen names and passwords and explain the reasons for not including any personal information in profiles.

Know who is in the “buddy lists.” Get to know the cyberfriends as well as you do those who visit your home. Parents and guardians may find the following resources helpful to begin a conversation about the dangers of engaging in cyberbullying and how to stay safe online:

- [Stop Bullying Now](#)
- [Ms. Parry’s Guide to Correct Online Etiquette](#)
- [Common Sense Media](#)



Find out what Everett Public Schools students learn about digital citizenship on the district [website](#).

FAFSA season has begun!

Free Application for Federal Student Aid (FAFSA) is an office of the U.S. Department of Education. FAFSA coordinates with postsecondary schools and financial institutions to help students and families pay for college. Watch for FAFSA completion events happening around the district. Find more information at www.fafsa.ed.gov.

Let's Connect – save the date

Mark your calendars. You are invited to connect with district leaders and engage in conversation on Monday, November 22 from 5 – 6 p.m.

We want to hear from you and hope you can attend a Zoom meeting to share your thoughts. Please check your email shortly for an invitation to connect with your school's regional superintendent and other district leaders. An RSVP is required to receive the link for the meeting. Let's Connect!



Have a safety concern related to schools? Report it!

You can call, text or email your concern.

If there is reason for concern about safety on a designated walkway to school, call 9-1-1 immediately for authorized, quick help. We have strong partnerships with local law enforcement who share our interest in safe schools and neighborhoods.

Student safety is a priority for all of us. Working together, we can help make our neighborhoods and schools nurturing places for students to safely learn and grow.



Everett Public Schools is active on social media!

We invite all Everett Public Schools families, students, friends, and community members to follow our social media sites including Facebook, Twitter, Instagram, and YouTube.

On our main district [Facebook](#), [Twitter](#), and [Instagram](#) pages, you will find emergency district communications, photos, videos, event postings, and content highlighting students, faculty, and accomplishments.

Visit our social media directory at www.everettsd.org/socialmediadirectory to follow along with school pages, district pages, teachers, clubs, teachers, student groups, and more. Stay connected with us to learn the latest news! We can't wait to see you there!



**EVERETT
PUBLIC
SCHOOLS®**

3900 Broadway
Everett, WA 98201
425-385-4000
www.everettsd.org

• Everett Public Schools does not discriminate in any programs or activities on the basis of sex, race, creed, religion, color, national origin, age, veteran or military status, sexual orientation, gender expression or identity, disability, or the use of a trained dog guide or service animal and provides equal access to the Boy Scouts and other designated youth groups. The following employees have been designated to handle questions and complaints of alleged discrimination:

• **Title IX/Civil Rights Compliance Officer:**
• Kevin Allen
• 425-385-4100
• KAllen@everettsd.org
• PO Box 2098
• Everett, WA 98213

Section 504 Coordinator:
Dave Peters
425-385-4063
DPeters@everettsd.org
PO Box 2098
Everett, WA 98213

ADA Coordinator:
Randi Seaberg
425-385-4104
RSeaberg@everettsd.org
PO Box 2098
Everett, WA 98213

Noticias del Distrito: Evento de secundaria y más allá de 2021



¡RESERVA! El evento High School & Beyond volverá a ser completamente virtual este año. Nos hemos asociado con VisitDays para diseñar oportunidades remotas para que estudiantes y familias se conecten con colegios y universidades de todo el país. Se destacarán las escuelas específicas de Washington, incluidas nuestras universidades comunitarias locales. El evento en vivo tendrá lugar el jueves 4 de noviembre de 6 a 10 p.m. El enlace al sitio del evento virtual estará disponible pronto, pero mientras tanto, marque sus calendarios para esta próxima oportunidad de visitar, hacer preguntas y explorar varias opciones posteriores a la escuela secundaria.

Mes de la herencia de indígenas Americanos y de Alaska



Noviembre es el mes de los indígenas americanos y nativos de Alaska. Lo que inició al inicio del siglo como un esfuerzo para ganar un día de reconocimiento por las grandes contribuciones de los primeros americanos hechas al establecimiento y crecimiento de EE.UU., ha resultado en un mes completo designado a este propósito.

Termina el horario de verano

7 de noviembre de 2021, termina el horario de verano, retrasando una hora el reloj.



Recuerde votar el 2 de noviembre



Recuerde entregar su boleta electoral en un buzón de votos cerca de usted o mándelo por correo antes del 2 de noviembre. No se requiere de estampilla postal para mandar boletas.

Noviembre						2021
Domingo	Lunes	Martes	Miércoles	Jueves	Viernes	Sábado
01 Día de Acción de Gracias Día de Acción de Gracias Día de Acción de Gracias	2 Día de Acción de Gracias Día de Acción de Gracias Día de Acción de Gracias	3 Día de Acción de Gracias Día de Acción de Gracias Día de Acción de Gracias	4 Día de Acción de Gracias Día de Acción de Gracias Día de Acción de Gracias	5 Día de Acción de Gracias Día de Acción de Gracias Día de Acción de Gracias	6	7
8	9	10	11	12	13	14
15	16	17	18	19	20	21
22	23	24	25	26	27	28
29	30					

Recordatorio del calendario

Un recordatorio que no habrá clases el día antes de Acción de Gracias.

Visitantes en el exterior (outdoor)

Los padres y visitantes del PTA están aprobados para visitar escuelas al “exterior”. Por favor consulte con su escuela para que opciones ofrecen, regístrese con la oficina a su llegada, asegúrese de ser supervisado por el personal cuando esté afuera y siga los protocolos de seguridad del COVID.

Reporte de desempeño de las escuelas

Nuestros reportes de desempeño de las escuelas ya están disponibles en línea en los sitios web escolares. Más información está disponible en el [sitio web de la Oficina del Superintendente de Instrucción Pública](#). Haga clic en “State Report Card” y seleccione Everett de la lista de distritos.

¿Ya descargó la app móvil?

Las noticias e información de nuestras escuelas están tan cerca como su celular. Descargue e ingrese a la app del distrito para acceder a la información de su estudiante rápida y fácilmente. Vea historias relevantes, Universidad para Padres, Canvas, libros sacados de la biblioteca, y encuentre el directorio del personal, sitios web escolares, calendarios y más.

Disponible para Apple y Android y puede ser descargado en 3 pasos sencillos:

4. En su celular inteligente, vaya a iTunes App Store® o Google Play®
5. Busque Everett Public Schools
6. Luego seleccione nuestra aplicación para descargarla gratis

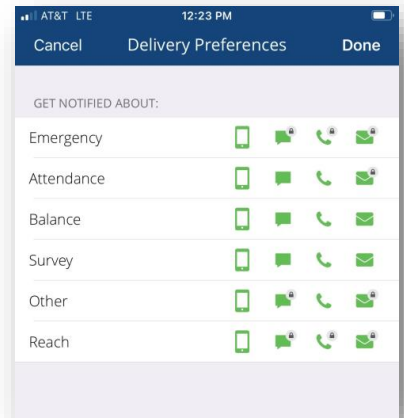
Una vez que la descargue, ingrese a “student Info” con su contraseña (password) de LMS para ver información específica de cada uno de sus estudiantes. Lea el contenido en uno de los muchos idiomas disponibles en ajustes (settings). Podrá también programar sus preferencias de entrega.



Reciba la información como usted la prefiera

Gracias a todos los que pudieron participar en nuestra sesión de Let’s Connect del 18 de septiembre. Una de las acciones que surgió en la sesión fue recordar a los padres cómo seleccionar su método de preferencia para la comunicación, para que no recibieran el mismo mensaje en varios formatos, a menos que ellos lo eligieran. Aquí están los pasos a tomar:

- Descargue la app móvil del distrito. Una de las muchas características es seleccionar sus preferencias de entrega de información. Una vez que ingrese en su cuenta, haga clic en su perfil y luego elija “Edit Delivery Preferences” en la parte de arriba.
 - Haga clic en el ícono para apagar el modo de app, teléfono o email. El color verde indica que el modo está activado. Algunos modos están con candado, como se indica con el candado en la parte superior derecha del ícono.
- Mantenga su información de contacto al día actualizando el formulario “the Annual Student Update Form 2021-2022” en Home Access Center o avisando a su oficina escolar cuando haya un cambio.
- Por favor visite el portal del departamento de comunicaciones para una lista de información oportuna y relevante para fortalecer las conexiones entre las familias, el personal escolar y la comunidad.



¿Está su familia preparada?

[Snohomish County Emergency Management](#) tiene recursos de ayuda en línea para crear, y practicar planes de respuesta contra emergencias con su familia y vecinos en preparación para las inclemencias del clima.



Consejos para seguridad en línea

- Mantenga la computadora en un área ocupada de su hogar.
- Use una app para estar al pendiente de la actividad de su hijo/a en línea en su dispositivo.
- Platiquen sobre el ciberbullying. Pregunte si conocen a una víctima. Pregúnteles si han sido ellos víctimas.
- Den de alta las cuentas de email y de las redes sociales con sus hijos. Conozcan sus nombres de pantalla y contraseñas y explique las razones de por qué no incluir información personal en sus perfiles.



Sepan quien está su lista de amigos (buddy list). Conozca sus ciberamigos tan bien como los que lo visitan en su hogar. Los padres y tutores legales pueden encontrar los siguientes recursos de gran ayuda para iniciar una conversación sobre los peligros de participar en un ciberbullying y cómo mantenerse seguros en línea:

- [Detenga el bullying ahora mismo](#)
- [Guía de Ms. Parry's Guide para reglas de etiqueta en línea](#)
- [Sentido común en los medios masivos](#)

Entérese de lo que los estudiantes de las Escuelas Públicas de Everett aprenden sobre el civismo digital en el distrito en [sitio web de "Learning Management Services"](#).

¡inició la temporada de FAFSA!

FAFSA o Aplicación para Ayuda Federal Estudiantil es una oficina del departamento de educación de EE.UU. FAFSA se coordina con las escuelas de educación superior e instituciones financieras para ayudar a los estudiantes y a sus familias a pagar la universidad. Está al pendiente de los eventos para llenar el FAFSA en nuestro distrito. Encuentre más información en www.fafsa.ed.gov.

Let's Connect – aparte la fecha

Anote en sus calendarios, porque está invitado a conectarse con los líderes del distrito a participar en una conversación el lunes 22 de noviembre de 5-6pm.

Queremos escuchar de usted y esperamos pueda asistir a la junta Zoom para compartir sus opiniones. Por favor verifique su email dentro de poco tiempo para recibir la invitación a conectarse con su superintendente regional de su escuela y otros líderes del distrito. Se requiere que confirme su asistencia (RSVP) para recibir el enlace a la reunión. Let's Connect! (¡Conectémonos!)



¿Tiene problemas de seguridad relacionados con la escuela? ¡Repórtelo!

Puede llamar, enviar un texto o email con su problema o inquietud.

Si hay una razón que le preocupa en la seguridad en el área asignada para caminar a la escuela. Llame al 9-1-1 inmediatamente para recibir ayuda rápida y autorizada. Estamos fuertemente afiliados con seguridad pública quienes comparten nuestro interés en la seguridad de la escuela y comunidades.

La seguridad estudiantil es prioridad para todos nosotros. Trabajando juntos, podemos ayudar a que nuestras comunidades y escuelas sean lugares de apoyo para que los estudiantes aprendan y crezcan juntos.

3 maneras fáciles

Texto o llamada

855-637-2095

1350@alert1.us

<https://everett-wa.safeschoolsalert.com>



¡Las Escuelas Públicas de Everett están activas en las redes sociales!

Invitamos a todas las familias, estudiantes, amigos y miembros de la comunidad de las Escuelas Públicas de Everett a seguir nuestros sitios de redes sociales incluyendo Facebook, Twitter, Instagram y YouTube.

En nuestras páginas principales para [Facebook](#), [Twitter](#), e [Instagram](#) encontrará comunicaciones distritales de emergencia, fotos, videos, publicaciones de eventos y contenidos destacando estudiantes, facultad y logros.

Visite nuestro directorio de medios sociales en www.everettsd.org/socialmediadirectory para seguir de cerca las páginas escolares, páginas del distrito, maestros, clubs, grupos estudiantiles, y más. ¡Conéctese con nosotros para enterarse de las últimas noticias!
¡Estamos emocionados de poderlo ver ahí!



3900 Broadway
Everett, WA 98201
425-385-4000
www.everettsd.org

• Las escuelas públicas de Everett no discriminan en ninguno de sus programas o actividades por sexo, raza, credo, religión, color, país de origen, edad, estado veterano o militar, orientación sexual, expresión de género o identidad, discapacidad, o el uso de perros guía entrenados o animales de servicio, y provee con acceso equitativo a los Boy Scouts y a otros grupos juveniles designados. Los siguientes empleados han sido designados para gestionar las preguntas y quejas de presuntos actos de discriminación.

• **Title IX/Civil Rights**

• **Compliance Officer:**

• Kevin Allen
• 425-385-4100
• KAllen@everettsd.org
• PO Box 2098
• Everett, WA 98213

Section 504 Coordinator:

Dave Peters
425-385-4063
DPeters@everettsd.org
PO Box 2098
Everett, WA 98213

ADA Coordinator:

Randi Seaberg
425-385-4104
RSeaberg@everettsd.org
PO Box 2098
Everett, WA 98213