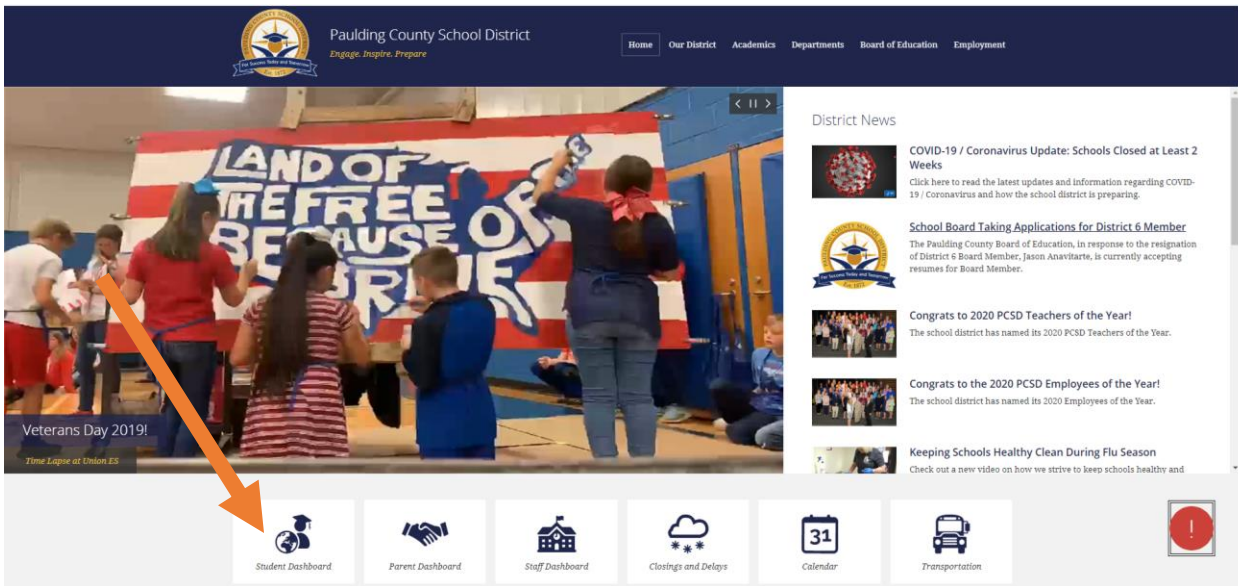
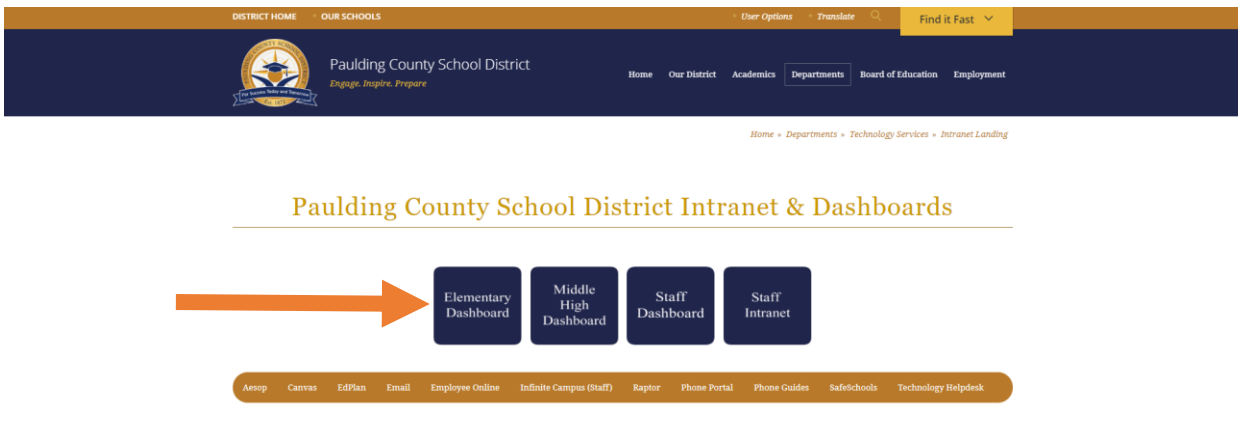


How to Access Digital Learning Materials on Canvas

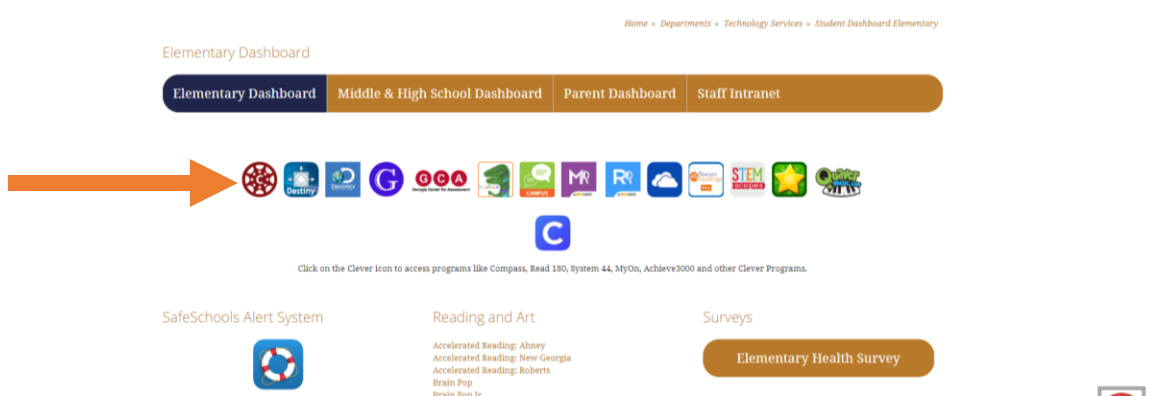
1. Go to the Paulding County School's website at www.paulding.k12.ga.us



Click on the Student Dashboard Icon (see above)



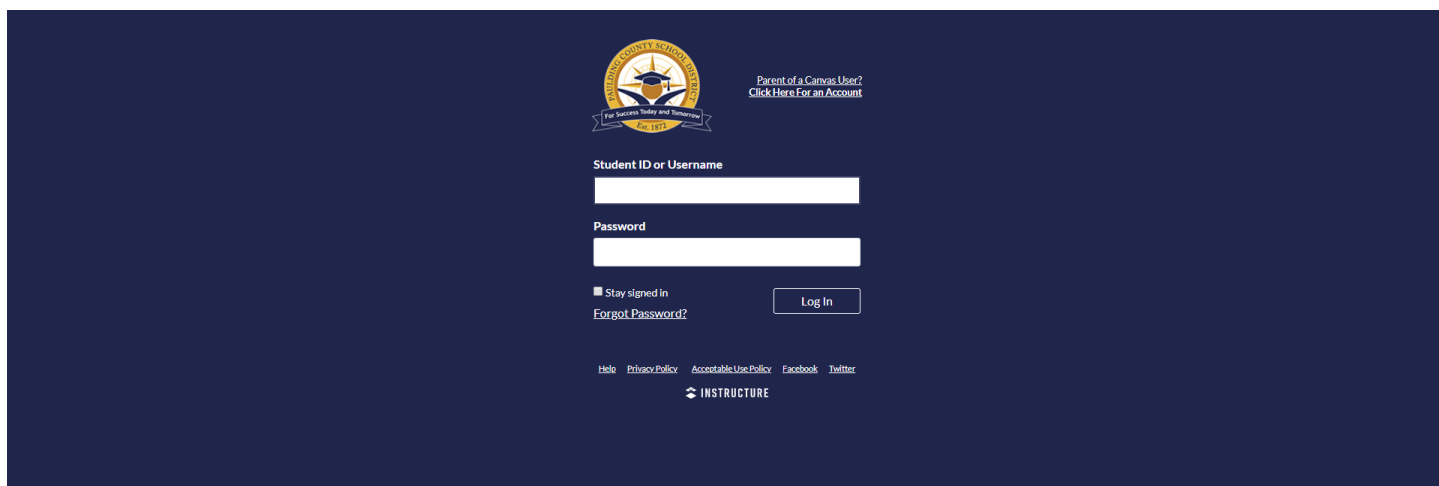
Click on the Elementary Dashboard Icon (see above)



Click on the Canvas Icon (see above) it is the red wagon wheel with a C in the middle.



How to Access Digital Learning Materials on Canvas



The image shows the Canvas login page for Paulding County Schools. At the top center is the school's logo, which includes a graduation cap and the text "PAULDING COUNTY SCHOOLS" and "EST. 1975". To the right of the logo is a link that says "Parent of a Canvas User? Click Here For an Account". Below the logo, there are two input fields: "Student ID or Username" and "Password". Below the password field is a checkbox labeled "Stay signed in" and a "Log In" button. Below the "Log In" button is a link that says "Forgot Password?". At the bottom of the page, there are links for "Help", "Privacy Policy", "Acceptable Use Policy", "Facebook", and "Twitter". Below these links is a logo for "INSTRUCTURE".

Enter the student's Username and Password

Username: Student ID Number

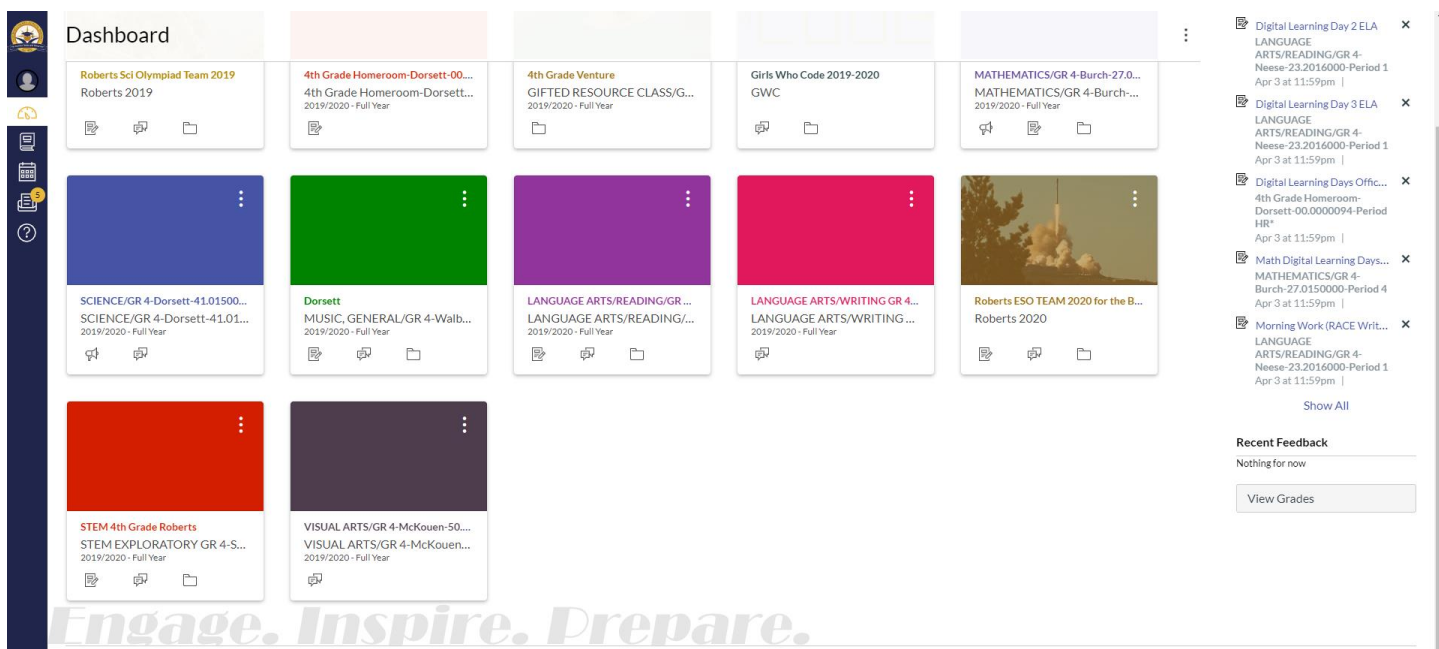
Password: Student's first, initial middle initial, last initial, two digit birth month, two digit birth day

Example: Sally Lou Walker 01/01/2000 Student ID: 867530

Username: 867530

Password: slw0101

If you need assistance with log in information you can email pwilder@paulding.k12.ga.us or gneal@paulding.k12.ga.us



The image shows a student's Canvas dashboard. On the left is a vertical sidebar with icons for home, calendar, notifications, and help. The main area is titled "Dashboard" and contains several course tiles. Each tile has a colored header, a title, and a description. The tiles are: "Roberts Sci Olympiad Team 2019", "4th Grade Homeroom-Dorsett-00...", "4th Grade Venture", "Girls Who Code 2019-2020", "MATHEMATICS/GR 4-Burch-27.0...", "SCIENCE/GR 4-Dorsett-41.01500...", "Dorsett", "LANGUAGE ARTS/READING/GR...", "LANGUAGE ARTS/WRITING GR 4...", "Roberts ESO TEAM 2020 for the B...", "STEM 4th Grade Roberts", and "VISUAL ARTS/GR 4-McKouen-50...". On the right side of the dashboard is a "Recent Feedback" section with a "View Grades" button. At the bottom of the dashboard is a banner that says "Engage. Inspire. Prepare."

You will see a page like this. Your student may have more or fewer tiles to choose from, but all students will have a **To Do List** on the right hand side of the page.

If you have questions or concerns please contact pwilder@paulding.k12.ga.us or gneal@paulding.k12.ga.us