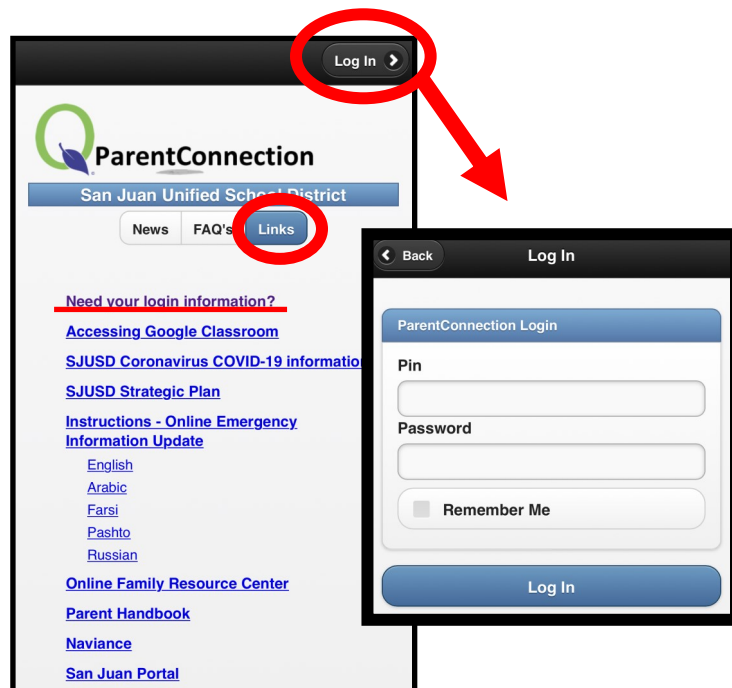


Accessing Parent Portal from a mobile device

1 - Visit the following URL address in your internet browser:

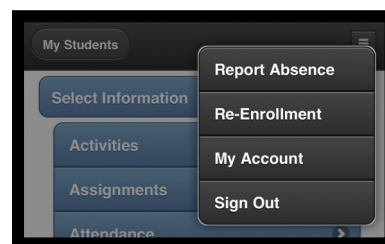
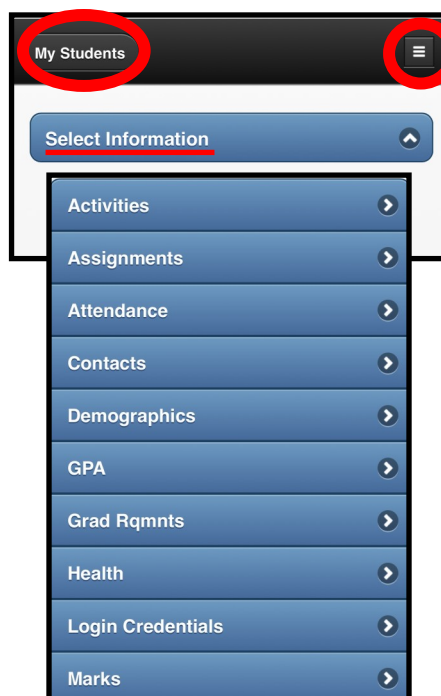
<https://sis.sanjuan.edu/parentportal>



2 - Log in using your Parent Portal pin and password. Click on the “Links” tab if you do not have your pin and password and it can be emailed to you.

3 - Select your student by clicking on “My Students.”

Then “Select Information” for options including attendance, emergency contacts, student portal login credentials, grades and more!



Additional actions are available here, including re-enrollment to update emergency contact information at the start of each new school year.