

# MOUNT PLEASANT ELEMENTARY SCHOOL DISTRICT

**Canvas Parent Tutorial**  
**[shorturl.at/gptMX](https://shorturl.at/gptMX)**


**[Attendance Form](#)**

**USE THIS SPACE TO ASK QUESTIONS AND WE'LL HELP WITH THE ANSWERS.**

**SỬ DỤNG KHÔNG GIAN NÀY ĐỂ ĐẶT CÂU HỎI  
VÀ CHÚNG TÔI SẼ GIÚP BẠN TRẢ LỜI.**

[illegible]

# CANVAS PARENT



Canvas Parent  
Instructure Inc.  
#28 in Education  
4.5 stars - 4.2 (3.7k ratings)  
Free

Screenshots iPhone iPad



## Canvas Parent



## Web Browser • Observer

- Dashboard, Course Cards
- Monthly Calendar
- View Modules + Pages
- View Submission Comments
- View Rubric Feedback
- Conversations Inbox


iOS

<https://apps.apple.com/us/app/canvas-parent/id1097996698>


Android

[https://play.google.com/store/apps/details?id=com.instructure.parentapp&hl=en\\_US](https://play.google.com/store/apps/details?id=com.instructure.parentapp&hl=en_US)

# CANVAS: PARENT MOBILE APP LOGIN INSTRUCTIONS

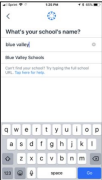


1.



2. Download the Canvas app

3. Tap Find my school



4. Find your school district by entering school district

Parent of a Canvas User?  
→ [Create Account](#)

Enter your name in the **Your Name** field [1] and email address in the **Your Email** field [2].

Then create a new password by entering it in the **Password** field [3]. Confirm your new password in the **Re-enter Password** field [4].

**Enter Pairing Code**

Parent Signup

1

Your Name

2

Your Email

3

Password

4

Re-enter Password

Student Pairing Code [What is a pairing code?](#)

☐ You agree to the [terms of use](#) and acknowledge the [privacy policy](#).

Student Pairing Code [What is a pairing code?](#)

2ab32e


☐ You agree to the [terms of use](#) and acknowledge the [privacy policy](#).

QUESTIONS

# FEATURES

- Check Grades
- View Due Dates
- Read Instructions
- Follow Calendars
- Communicate with Teachers





TRAINING SERVICES



CANVAS  
PARENT

Questions

# Canvas Basics for

**Parents**  
If you would like to watch a video demonstrating these steps, please click on the following link: <https://vimeo.com/105957000>

Video steps for this process is at the following video, at 2:22:  
<https://vimeo.com/105957000>

Canvas: Observer Video:  
**Parent Registration and Student Observation**

Canvas Observer Guides:  
<https://community.canvaslms.com/docs/DOC-4033>

## Questions

Spanish Version = <http://bit.ly/CanvasParentSP>



## Canvas Basics for Parents

| TOPIC  | URL  |
|--|--|
| <b>How to access Canvas</b><br><i>*Firefox and Chrome work best</i>  | <a href="https://www.instructure.com">https://www.instructure.com</a><br><i>*Note: This is the URL to go directly to the Canvas login page.</i>  |
| <b>How to create a parent Canvas account</b><br><i>*First, you will need to <a href="#">generate a pairing code</a> from within your student's Canvas account. You will use this six digit code to create your observer account.</i> | Video Directions = <a href="https://youtu.be/X0n-PU9OXTI">https://youtu.be/X0n-PU9OXTI</a><br><br>Written Directions = <a href="https://community.canvaslms.com/docs/DOC-2020">https://community.canvaslms.com/docs/DOC-2020</a>   |
| <b>How to add additional children to your parent Canvas account</b>  | Video Directions = <a href="https://youtu.be/X0n-PU9OXTI">https://youtu.be/X0n-PU9OXTI</a><br>(Start video at 2:00)  |
| <b>Ideas to <a href="#">manage multiple children</a> in Canvas</b>   | Written Directions = <a href="https://community.canvaslms.com/docs/DOC-2278">https://community.canvaslms.com/docs/DOC-2278</a>   |
| <b>How to set up your parent notifications</b>   | Step 1 Written Directions = <a href="https://community.canvaslms.com/docs/DOC-10593-4212710335">https://community.canvaslms.com/docs/DOC-10593-4212710335</a><br><br>Step 2 Written Directions = <a href="https://community.canvaslms.com/docs/DOC-1286">https://community.canvaslms.com/docs/DOC-1286</a>   |
| <b>See what Parent Observers can see and do inside their parent account</b><br><i>*Set up notifications</i><br><i>*View the calendar</i><br><i>*Check grades</i><br><i>*Send/receive Canvas messages</i>                             | Video Overview = <a href="http://bit.ly/CanvasParentVideo">http://bit.ly/CanvasParentVideo</a><br><br>Written Directions = <a href="https://community.canvaslms.com/docs/DOC-2272">https://community.canvaslms.com/docs/DOC-2272</a>   |
| <b>How to use the Canvas Parent Mobile App</b>   | Canvas for Android = <a href="https://community.canvaslms.com/videos/1067-canvas-app-for-android-tablet-all-users">https://community.canvaslms.com/videos/1067-canvas-app-for-android-tablet-all-users</a><br><br>Canvas for IOS = <a href="https://community.canvaslms.com/videos/1068-canvas-app-for-ipad-all-users">https://community.canvaslms.com/videos/1068-canvas-app-for-ipad-all-users</a> |
| <b>Parent Observer Guides</b>  | <a href="https://community.canvaslms.com/docs/DOC-10917">https://community.canvaslms.com/docs/DOC-10917</a>  |
| <b>Parent Tips and Tricks Document</b>   | <a href="https://drive.google.com/file/d/1xjr9VKFbTTik6PI5tPwgNyiKnfiTm3/view?usp=sharing">https://drive.google.com/file/d/1xjr9VKFbTTik6PI5tPwgNyiKnfiTm3/view?usp=sharing</a>  |
| <b>STUDENT Canvas Resource</b>   | <a href="http://bit.ly/Canvas4students">http://bit.ly/Canvas4students</a>  |

Please feel free to contact your school's office or student's teachers if you have any questions or need help!



Summer 2020

Home

Announcements

Assignments

Discussions

Grades

People

Pages

Files

Syllabus

Conferences

Collaborations

Chat

ConferZoom

Library

EvaluationKIT  
Course

Labster Dashboard

Foothill Tutoring

Tech Ambassador

## Grades for Test Student

Arrange By

Due Date



Apply

| Name  | Due               | Status  | Score | Out of |
|---|-------------------|---------|-------|--------|
| The Design Thinking Process,                              | Jul 24 by 11:59pm | MISSING | -     | 50     |
| Discussion Week One                                       | Jul 24 by 11:59pm | MISSING | -     | 10     |
| Resources   | Jul 31 by 11:59pm | MISSING | -     | 50     |
| Discussion: Daring to Design                              | Jul 31 by 11:59pm | MISSING | -     | 50     |
| Final Assignment: PLAYING HOUSE x DESIGN THINKING         | Aug 7 by 11:59pm  | MISSING | -     | 100    |
| Discussion: PLAYING HOUSE x DESIGN THINKING The Prototype |                   |         | -     | 100    |
| Assignments   |                   |         |       |        |
| Total   |                   |         |       |        |

# Canvas

Questions

# LINK

**USE THIS SPACE TO ASK QUESTIONS AND WE'LL HELP WITH THE ANSWERS.**

**SỬ DỤNG KHÔNG GIAN NÀY ĐỂ ĐẶT CÂU HỎI VÀ CHÚNG TÔI SẼ GIÚP BẠN TRẢ LỜI.**

[illegible]

THANK YOU

**Have a great evening**