

Davis Raider Review - May

UCS Vision

Utica Community Schools, in partnership with our community, will empower students to positively transform their future and the world.

UCS Mission

Utica Community Schools ignites a passion for learning in all students. We strengthen our community by welcoming all learners, honoring culture, and inspiring remarkable growth and achievement.

Davis Mission

Davis Junior High will work collaboratively to unlock learning passion through relevant experiences including academic knowledge, technical competency, and professional skills to provide students with a competitive career advantage.

<https://davis.uticak12.org/>

Week at a Glance (May 12 - 16)

May

12	Medical Club	Rm:318 LaRue	3:15-4:15pm	
12	8 th Grade Track Meet @ Ford Track	Davis v Shelby	4:00pm	
12	8 th /9 th Band	Rehearsal		3:10-4:00pm
13	7 th Band	Rehearsal		3:10-4:00pm
13	Art Club	Mrs. Borowski: Rm- B207	3-4:30pm	
13-15	District Art Show	Sterling Heights Comm. Center	10am-8pm	
14	7 th Web Activity	6 th hour		
14	8 th /9 th Band	Rehearsal		3:10-4:00pm
15	AP Students	AP Computer Science Principles	12:00pm	
15	Tutoring C Pod Lecture	3:00-3:50pm (Must Sign Up Prior – philipa1@stu.uticak12.org)		
15	7 th Grade Track Meet @ Eisenhower Track	Davis v Shelby	4:00pm	
15	7 th Band	Rehearsal		3:10-4:00pm
16	8 th /9 th Band	Rehearsal		3:10-4:00pm

Down the Road Items – Continue to Monitor Future Raider Reviews for Additional Dates and Events

May

19	7 th Band	Rehearsal		3:10-4:00pm
20	8 th /9 th Band	Rehearsal		3:10-4:00pm
21	7 th Band	Rehearsal		3:10-4:00pm
22	Tutoring C Pod Lecture	3:00-3:50pm (Must Sign Up Prior – philipa1@stu.uticak12.org)		
26	No School- Memorial Day			
27	8 th /9 th Band	Dress Rehearsal	Aux Gym	3:10-4:00pm
27	7 th Band	Dress Rehearsal	Aux Gym	4:15-5:15pm
28	Band	Spring Concert	Aux Gym	7:00pm
29	9 th Freshman Farewell	Shelby Gardens	6pm-9pm	
29	Tutoring C Pod Lecture	3:00-3:50pm (Must Sign Up Prior – philipa1@stu.uticak12.org)		
30	Honors Day Gym	2 nd Hour - 7 th 3 rd Hour - 8 th 6 th Hour - 9 th		

June

5	Tutoring C Pod Lecture	3:00-3:50pm	Must Sign Up Prior – philipa1@stu.uticak12.org)	
9	Half Day- Exams 1&2		8:10a.m-11:12a.m.	
10	Half Day- Exams 3&4		8:10a.m-11:12a.m.	
11	Half Day- Exams 5&6		8:10a.m-11:12a.m.	
11	Last Day of School			

Save the Date – Freshmen Farewell – May 29 (Details for 9th Grade Students – See Below)

Save the Date – Honor’s Ceremony Day – May 30 (During School) – More Information to Come!

Save the Date – Stevenson Titan Days 2025 – 2026 School Year Registration

Sophomores Wednesday, August 20, 2025 8:00 AM – 11:00 PM

Includes 10th Grade MADE students and Virtual Academy Students

- 8:00 a.m. – 9:30 a.m. A-K
- 9:30 a.m. - 11:00 p.m. L-Z

Seniors - Thursday, August 21, 2025 - 8:00 AM – 10:30 AM

Includes 12th Grade MADE students and Virtual Academy Students

- 8:00 a.m. 9:15 a.m. Last Name A-K
- 9:15 a.m.– 10:30 a.m. Last Name L-Z

Juniors - Thursday, August 21, 2025 - 12:00 PM – 2:30 PM

Includes 11th Grade MADE students and Virtual Academy Students

- 12:00 p.m.- 1:15 p.m. Last Name A-K
- 1:15 p.m. - 2:30 p.m. Last Name L-Z

MADE Freshmen - Wednesday, August 20, 2025 9th Grade Only - 6:00 PM – 7:30 PM

- 6:00 PM – 6:45 PM Last Name A-K
- 6:45 PM – 7:30 PM Last Name L-Z

Davis Junior High School - Spring Band Concert Information and Rehearsal Schedule

7th Grade Band

- Tuesday May 13th – 3:10pm – 4:00pm
- Thursday May 15th - 3:10pm – 4:00pm
- Monday May 19th - 3:10pm – 4:00pm
- Wednesday May 21st - 3:10pm – 4:00pm

Concert Band (8th and 9th Grade)

- Monday May 12th - 3:10pm – 4:00pm
- Wednesday May 14th - 3:10pm – 4:00pm
- Friday May 16th - 3:10pm – 4:00pm
- Tuesday May 20th - 3:10pm – 4:00pm

Dress Rehearsal

Tuesday May 27th


- Concert Band – 3:10 – 4:00
- 7th Grade Band – 4:15 – 5:15

SPRING CONCERT

Wednesday May 28th – 7:00pm - Location – Davis Auxiliary Gym

- Dress - Black pants, black shoes, Davis Polo shirt
- Call Time for students – 5:30pm
- Doors open at 6:40pm


UCS Laptop End of Year Device Return Reminders (Planning Ahead for Parents and Students)




End of Year Device Return Reminders:

- 1**


Remove all stickers and residue from device.
 - Sticker removal fee = \$10


- 2**

Return UCS provided charger and cords. Non-UCS chargers and cords will not be accepted.
 - Laptop charger replacement = \$38
 - iPad charger block replacement = \$19
 - iPad power cord replacement = \$19


- 3**

Device must be returned in original, clean condition.



Please contact your school office with any questions.

Who should devices be collected from?

Devices (and chargers) should be collected from the following:

- All 1st Grade students (iPads) – Kdg. Students may keep their iPads this year
- Students leaving 6th Grade
- Students leaving 9th Grade (8th Grade @ Bemis JHS)
- 8th Grade students who will be entering GLKUAIS, Stevenson MADE, or the UCS Academy for Health and Human Services the following year
- Graduating Seniors
- 12th Grade students entering UCONNECT the following year
- Virtual Academy students who meet any of the above criteria (collected at Harvey Elementary)
- Devices should be collected from students that will not be returning to your building in the Fall. This includes in-district transfers.
- Devices should be collected from substitute teachers and student teachers. Paraprofessionals may keep their devices.
- Any devices assigned to staff for special use (secondary laptop, presentation cart, etc.) should also be collected.
- Any staff member not returning to the district in the Fall
- Elementary schools were provided with two teacher laptops (with chargers) for use by short-term subs. These should be collected and stored with the rest of the building devices.
- All schools have a quantity of laptops labeled SHARED for in-building use. These should be collected and stored with the rest of the building devices.

Students should return clean devices. If a device appears dirty beyond normal use, ask the student to clean the device before returning it. Students should remove any stickers, along with adhesive residue. If stickers are not removed, students will be charged a \$10 sticker removal fee.



Do not allow students to keep a device that they would otherwise be required to turn in just because they will be in summer school. Secondary summer school students will be assigned a device on the first day of summer school.

Attendance - 2nd Semester

If your child has 10 consecutive unexcused absences 2nd semester, we will be filing truancy and dropping them from enrollment. Please make every effort to have your child at school. If they are leaving for a period of 10 days or more, please contact the counseling office for directions.

Safety and Security – Front Doors

The front doors will be locked during school hours. To gain access at Door #2, ring the button near the far-left door at the main entrance. Office staff will see you through the security camera and unlock the doors if deemed appropriate. Please report directly to the main office and **be prepared to show identification.**

UCS Staff Shout Outs (UCS@uticak12.org)



Save the Date – Freshmen Farewell (9th Grade – May 29)



The Freshmen Farewell

Permission Slip

My child, _____, has my permission to attend the Freshmen Farewell on Thursday, May 29, 2025, at Shelby Gardens from 6:00 PM – 9:00 PM. I understand:

- It is my responsibility to provide transportation to and from the off-campus event at Shelby Gardens, 50265 Van Dyke Ave, Shelby Charter Twp, MI 48317
- My child must arrive promptly at 6:00 PM and be picked up promptly at 9:00 PM.
- Students must attend at least a half day of school the day of the event, or they will not be permitted to attend.
- This event is only for Davis students.
- This prepaid event will have no refunds.
- Disciplinary actions for school behavior could result in a student not being permitted to attend.
- Poor grades and/or citizenship will result in a student not being permitted to attend.
- Chronic absenteeism/tardiness will result in a student not being permitted to attend.
- Students are encouraged to dress up for this event, or they can wear their best school clothing. Dress code rules apply.
- All school rules apply during this event, including dance rules.
- In order for your child to attend, **ALL** fees must be paid to a balance of zero in PowerSchool.

- **Student name (print):** _____
- **Parent/Guardian signature:** _____
- **Emergency phone #:** _____
- **Alternate phone #:** _____

**This permission slip, along with cash or a check for \$40
Made payable to Davis Junior High
should be turned into the office by May 12, 2025.**



Titan Corner

What awaits Future Titans?

"Many students are curious about the new experiences and opportunities that await them in high school. High school often means more independence, like moving between classes, having some control over their schedule, and even choosing electives or extracurricular activities. There are many more sports teams, clubs, and activities to join, which can be exciting for students who want to explore their interests further."



Kenneth Cucchi III
Principal

Points of Pride


- Michigan and National Blue Ribbon Exemplary School
- Recognized by the Washington Post as one of the most academically challenging schools in the United States
- Offers students a choice of 26 Advanced Placement courses
- Offers students over 15 clubs and organizations in which they can participate
- Stevenson Manufacturing, Automation and Design Engineering (MADE) Academy

What Makes a Titan?

- Driven** - Titans are motivated, focused on achieving their personal goals and academic success, and always strive to do their best.
- Hardworking** - Whether in the classroom, on the sports field, or in extracurricular activities, a Stevenson Titan is dedicated and willing to put in the effort to excel.
- Respectful** - A Stevenson Titan shows respect to their peers, teachers, and the school community. They understand the importance of treating others with kindness and consideration.
- Inclusive** - Titans embrace a sense of belonging, supporting one another and making sure everyone feels welcome, regardless of background or differences.
- Collaborative** - Titans understand the value of teamwork and are always ready to collaborate, both in group projects and in extracurricular activities.

Success in the School

- Stevenson Ford United Varsity Dance Team placed second in small varsity pom out of 56 groups and placed 6th in their team routine at Dance Team Union Nationals.
- Home of the Stevenson Manufacturing, Automation, and Design Engineering (MADE) Program.



What would you tell future Titan?

"Being a Titan means embracing every challenge with determination, integrity, and resilience. Stevenson offers endless opportunities, academically, athletically, and socially, so take advantage of them. Push yourself beyond your comfort zone, support those around you, and never be afraid to fail because that's how you grow. Most importantly, embody the Titan spirit by leading with kindness, hard work, and a commitment to excellence. Your journey here will shape who you become, so make it count."

- Maram Lues, Stevenson senior

2nd Semester Reminders for Parents and Students

Credit Recovery – 9th Grade

We are looking to offer credit recovery for 2nd semester two days a week (Tuesdays/Thursdays) and it will be supported through Subject.com. If your child is missing credits and would like to participate, please email your child's counselor.

Identification Badges - 2nd Semester

Students should have their ID badges visible every day. This is part of our safety and security plan and please remind your child. Starting 2nd semester, all students will need an ID badge to leave the classroom to retrieve items in their locker using our online pass system.

UAIS National Honor Society Tutoring Club

Tutoring will run every Thursday from 3:10-4:00pm. If you expect to be attending tutoring for that week, sign up for a slot and preferably enter the subject(s) that you need help with in the comment. Please don't sign up if you don't plan to attend as we have limited spots. The link is <https://www.signupgenius.com/go/10C094CA5A82AA5F5CF8-53143777-davis>

9th Grade (High School Attendance)

When a student has accumulated 11 absences in any one class over the course of a semester, the student will be notified in a meeting with an assistant/associate principal that they have lost credit in that class and that they are placed on an attendance contract to earn the credit back. There are two parts to a contract, and they are below:

- First, the student must pass the class with a D- or higher.
- Second, the student will show improvement in attendance in ALL classes. Improvement is determined on a sliding scale which allows for 1 absence for every three weeks (rounded up) left in the semester for each class.

Davis Spirit Wear

We will be using Clothing Graphics for Davis Spirit Wear [Davis spiritwear \(clothinggraphics.com\)](https://clothinggraphics.com)

Notice to Parents of Students Needing Medications Stored in the Main Office

In preparation for the school year all health plans and authorization for medication forms should be returned to the office before the first day of school with any required medications. All medical forms can be accessed here: [Resources and Forms / Resources and Forms \(uticak12.org\)](https://uticak12.org/Resources-and-Forms/) If you do not have access to the website, please contact the Davis office to arrange for copies to be picked up. If your child takes the bus, you will also be asked to complete two Transportation forms. Please return one to the school office when you bring your Health Care Plan, and the second should be handed to the driver on the first day of school, both with color pictures attached. Transportation requires this be done promptly to ensure the driver is aware of any potential emergencies. If you have any questions or specific concerns, please feel free to contact your school nurse at rebecca.rosbolt@uticak12.org.

Perfume and Cologne in School

Davis Junior High has several students and staff members who have allergic reactions to strong perfumes, after-shave and men's cologne. The reactions range from mild to severe headaches that result in nausea and being sent home from school. These strong smells trigger asthma attacks and at times, students need to receive medical attention. We are asking students to put on their favorite fragrance once in the morning before school. Please do not bring in bottles and sprays of cologne, after-shave and perfume to re-apply throughout the day. Thank you for your cooperation and help with this!

Sports Physicals

For the 2024 - 25 school year, a sport physical is required for all students who participate in sports. A physical examination must be completed on or after **April 15, 2024** to be considered a valid physical for the 2024 - 2025 school year. The MHSAA two-page physical form has not changed and remains on the district athletic page as well as on MHSAA.com. [Click here to be redirected to the MHSAA Website](#)

Athletic Events – Home Games (Davis Junior High) – Fall, Winter, Spring Athletics

Students that are attending any home athletic events at Davis Junior High **must have a valid school ID card and be accompanied by a parent**. Students are not allowed to attend the event without these two criteria and should not be dropped off at school. Students that are without a parent will be asked to contact a parent to be picked up.

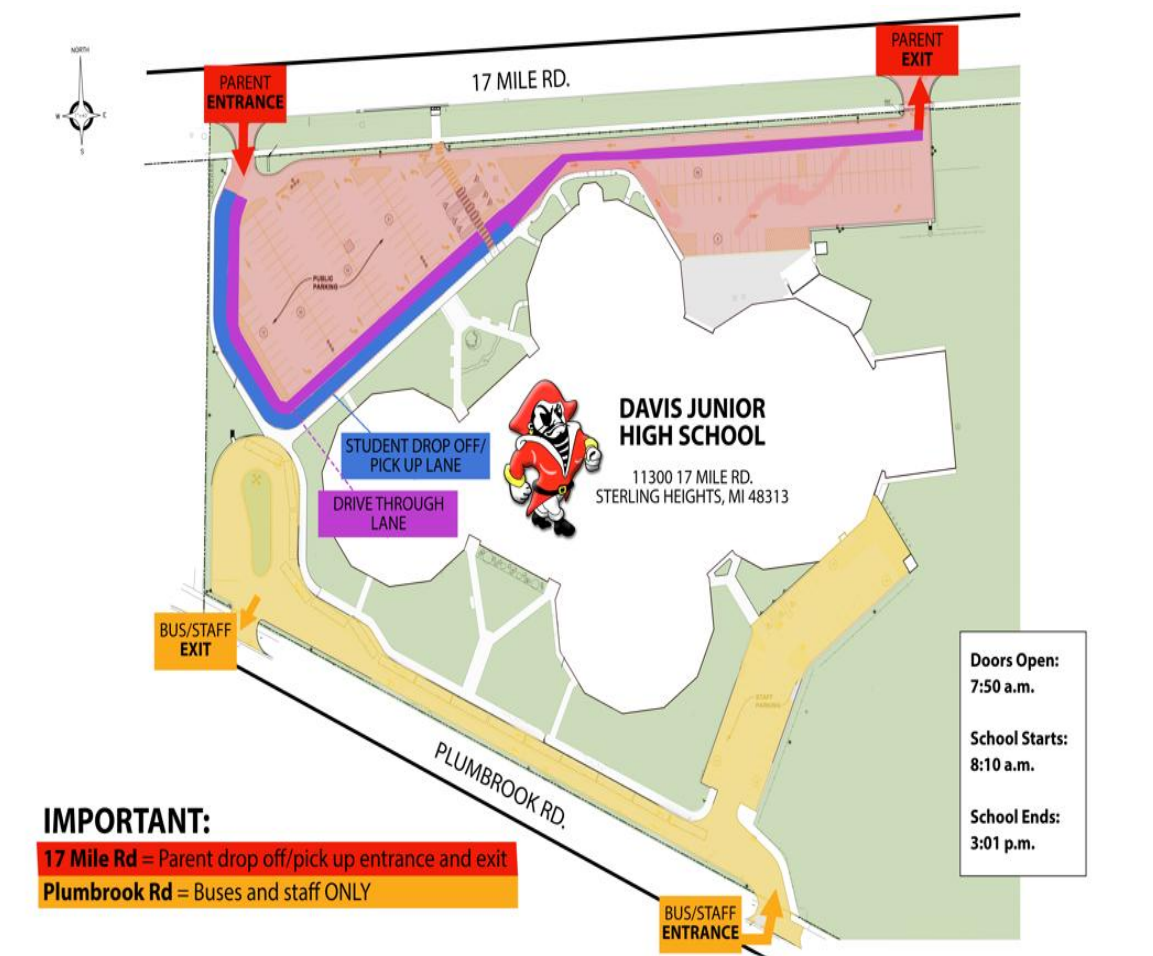
Athletic Participation and Tryouts

Students must have passing grades and good citizenship to participate in athletic events. For 7th and 8th grade students that want to tryout the following criteria is utilized by athletic teams:

- 7th and 8th - Any student that failed three or more classes from the previous reporting period (semester/marketing period) and has three or more low citizenship marks of U or N from the previous reporting period (semester/marketing period) may not try out for an athletic team.
- Students that make an athletic team and earn failing grades and/or have low citizenship marks (N or U or combination) will be placed on academic probation during the season. The criteria above is utilized for weekly athletic eligibility checks with grades (three or more failed classes) and citizenship (three or more Ns or Us).
- Must be in school for 3 hours to play.

School Drop Off Information (Parking Lot Map)

Please see the map below for the parent entrance regarding the drop off and drive through lane in front of the school. **Parents should drop their child off and proceed to the exit as marked on the map below.** Cars should not be using the drop off lane to park. We anticipate it will take some time for the flow of the parking lot drop off to work itself out. Please exercise patience and caution at arrival times!



Davis Junior High Communication Flowchart Process

Parents transitioning from elementary to junior high school often wonder the best way to have their question or concern addressed. It is easy to become discouraged when attempts to communicate with school officials are not addressed only to be referred to others to resolve a problem their child may be experiencing in school. In order to help parents with this process and assist in efficiency, the ***“Davis Junior High School Communication Process Flowchart,”*** has been created. This sequence is in place to make sure your questions and concerns are addressed to the proper school official. It is our hope that the flowchart will be utilized as a way to direct your question or concern so that it may be handled by the appropriate school official and responded to quickly. ***As always, classroom concerns and questions should be directed to the specific teacher involved.*** The chart is listed within this newsletter, will be available at Raider Day and will also be available on the website for parents for future reference. Please note that our office staff will be trained to help assist parents with this process and in many cases, you will be referred to the first level in order to provide you with the most direct staff member.

Davis Junior High School Communication Flowchart Process

Most parent and community questions are easily and completely answered by communicating directly with the staff member closest to the situation. As you move further along the flowchart, the staff is less directly involved and usually needs additional time to research the situation before they can give you an answer. If you do not hear back from the person you have contacted within **two (2) business days**, it is appropriate to reach out to them again before moving along to the next level of the flowchart. We do not expect your questions or concerns to go unanswered for a long period of time. Each situation should first be addressed at whatever level the initial action was taken with appeals moving on to the next level on the ***“Communication Process Flowchart.”*** The easiest way to communicate is via e-mail while a phone call is the next preferable way.

Davis Junior High Communication Process Flowchart

Davis Junior High Communication Process Flowchart					
Area of concern	First Level	Second Level	Third Level	Fourth Level	Fifth Level
Instruction/Curriculum	Teacher	Counselor	Assistant Principal	Principal	Board Office
Athletics	Coach	Davis Athletic Director	Principal	District Athletic Director	Board Office
Special Education	Teacher	Special Education Staff	Counselor	Principal	Board Office
Student Concerns/Guidance/Health Related Concerns	Teacher	Counselor	Assistant Principal	Principal	Board Office
Classroom Discipline	Teacher	Counselor	Assistant Principal	Principal	Board Office
Non – Classroom School Discipline	Teacher	Counselor	Assistant Principal	Principal	Board Office
Classroom Concerns	Teacher	Counselor	Principal	Board Office	
Scheduling Concerns/Changes* (See Below)	Teacher*	Counselor	Principal	Board Office	
Transportation	Bus Driver	Assistant Principal (Discipline)	Transportation Supervisor	Board Office	

Scheduling Concerns/Changes* – In order to process a schedule change, parents must first have met with the teacher and put a plan in place to support the struggling student. If after several weeks, the student is still struggling, it would be appropriate to move to the second level.

Please note - Classroom questions concerning your child should be addressed with your child’s teacher before contacting the counselors and/or school administration. Allow for **two (2) business days for a response**. If no response is received from a teacher during that time, send a second email or phone call to that teacher. Please note that compliments or acknowledgements of positive events can be directed to everyone along the chain. All of us appreciate hearing that there is something good that has happened. We all look forward to a wonderful school year with few complaints!

Guidelines for Parent Communications to Teachers and Staff

The purpose of this section is to serve as a general guide for ensuring effective communication from parents to teachers, staff and administrators. Communication refers to both the sending and receiving of information, such as email and notes, and verbal communications such as telephone conversations and face-to-face meetings. In order to ensure a successful exchange of information, it is important that all parties follow a few key principles.

Maintain Respectful and Open Communication

- Always use a respectful and polite tone.

- Request, don't demand.
- Be ready not just to provide information, but to listen to teacher/staff observations and perspectives.
- Enter the exchange with an open mind and assume a shared best interest for your child.
- Be prepared to work collaboratively to solve problems.
- Threats and/or inappropriate language will not be tolerated toward staff members.

Confidentiality

- Recognize that confidentiality may limit information that can be shared from school to parents, including consequences for other students' behaviors.

Time to Respond to Communications

- Teachers will make every effort to respond as soon as possible to parent communications, with the understanding that the teaching day sometimes precludes immediate responses.
- Teachers and staff may need some time to collect needed information before responding.

Whom to Contact

- Most communications of classroom concerns should be directed at first to your child's teacher.
- If you have an issue with a particular staff member, first try to address those concerns with that staff member directly.
- If you have discussed with your child's teacher and the issue has not been addressed to your satisfaction, then move to the next level.
- Please recognize that it is both the policy and the value of our school that we operate with openness, collaboration and the shared best interest for every student.

SCHOOL INFO - COMMUNICATION GUIDELINES AND PROCEDURES

As part of an ongoing effort to foster effective communications between parents and staff at Davis, school officials developed the following communication guidelines. The goal is to establish a set of reasonable expectations and behaviors for parents and staff. These guidelines will be reviewed on a periodic basis and adjusted as necessary.

UPDATE YOUR CONTACT INFORMATION

It is important that the school has current phone numbers and addresses on file in our school data system. If you move or change your phone number, it is imperative that you notify the school and update your emergency contact information. Please visit the office to update a form.

CONTACTING TEACHERS OR STAFF

Best mode: email/phone

Parents wanting to meet with or contact a teacher should email the teacher. If email is not possible, parents can either call 586.797.2700 or visit the main office to request a meeting. Phone messages are checked every day. Please allow for two (2) business days for a response. If no response is received from a teacher during that time, send a second email or phone call to that teacher before moving to the next level on the flowchart.

CONTACTING SCHOOL ADMINISTRATION

Best mode: email/phone

Parents requesting a meeting with or wanting to contact an administrator should use email. If email is not possible, parents can either call 586.797.2700 or visit the main office to request a meeting. **Parents that have not followed the "Communication Process Flowchart" will be directed to the appropriate level based on the circumstances.** Phone messages are checked regularly. Please allow for two (2) business days for a response. If no response is received from an administrator during that time, send a second email or phone call before moving to the next level on the flowchart.

PBS Winners

These students earned “Raider Red Tickets” for demonstrating that they “Listen, Learn and Lead.”



Every week we hold a “red card” drawing at lunch for students. Names are announced in the newsletter every week! Congratulations to our winners!

Davis Junior High Highlights

Congratulations to Mrs. Talbot for winning a grant through the UCS Foundation! A picture is below – Congrats!



Davis Junior High Student ID Policy (*All Students Must Have ID's Visible*)

Davis Junior High School continues to work to ensure the safety and security for all staff and students. This is a top priority each and every day. All students at Davis will now be required to wear and have visible their school ID badges at all times. In addition, the wearing of school identification provides a professional setting and promotes College and Career Readiness for all students. Wearing of ID badges is required as part of many workplace environments, as well as on college and university campuses. Furthermore, the wearing of student IDs provides easy identification of students for teachers, substitutes, district staff personnel, and law enforcement if ever needed.

Students have received their school IDs from Raider Day or will receive them over the first weeks of school. The expectation will be reinforced with students on Day 1 as well as at the student handbook meeting presentations on Tuesday, September 10.

The benefits & reasons for students wearing a current student ID card:

- To be in class
- To borrow library books
- To obtain early dismissal
- To allow movement during lunch, going to and from restrooms
- To be on campus before or after school
- To move between classes and/or the hallway during passing time periods
- To participate in school activities, assemblies, dances, etc. on the campus of Davis
- To get into high school events for free (if offered by the high school)
- To be used for the PBS Earned Privilege Level for Citizenship and Academics (Raider Red)/Lunchroom

Student ID Card Guidelines:

A student's ID card authorizes him/her to be on the school campus. **EVERY** student must wear his or her student ID card while on school grounds. It is crucial that the school staff is able to identify everyone on campus. Identification of staff and students is a safety issue and will not be compromised. **Student IDs may be left in the student's assigned locker overnight so as to ensure the student ID is not left at home. Teachers will do periodic student ID checks in class, at the discretion of administration.** Periodic incentives will be provided at the discretion of administration when school-wide student ID checks are implemented.

The following guidelines must be adhered to when wearing student ID cards:

- Student ID cards must be worn on a lanyard.
- Student ID cards cannot be worn on a shirtsleeve, pants, outside of pockets, under a shirt, coat, jacket or at the bottom of a shirt. The student ID card **must be visible AT ALL TIMES** (i.e. not kept in a purse, pocket or backpack).
- The student ID card must be presented to any school staff member or person of authority upon request.
- The front and back of the student ID card cannot be altered (i.e. no markings, other photos, etc.). Defacing or altering the student ID is prohibited.
- Wearing another student's ID card is prohibited.
- Lost, stolen, altered, damaged and/or defaced student ID cards must be replaced **IMMEDIATELY**.
- If the ID card is lost, a student may purchase a new student ID card from the office.
 - **There will be a \$5.00 fee to replace a lost ID badge and a \$3.00 fee to replace lost lanyards.**
 - At the discretion of the administration, a designated hour may be established for purchasing IDs.
- Students are excused from wearing ID cards during classes **IF** a teacher/administrator considers it to be a safety risk during identified classroom or other activities, including, but not limited to:
 - Science labs, equipment use, physical education, music, and other classes when wearing the student ID may cause entanglement or safety concerns.

Students who do not have their student ID cards will adhere to the following procedures:

Before school begins, a student who does not have a student ID must obtain a temporary ID in the Main Office.

- Please note that there is a limit of three consecutive days that a student may obtain a temporary ID. After the third consecutive day, student will report to the Assistant Principal.
- If a student reports to class **WITHOUT** a proper or temporary ID, the teacher will send the student to the office to obtain a temporary ID. The temporary ID **MUST** be worn and visible for the remainder of the day. The temporary ID will have the date issued on it and needs to be returned at the end of the day.

Consequences for Not Displaying/Possessing School ID card:

- **1st Violation - FIRST** Verbal Warning for not wearing school issued and/or temporary ID. Warning given by Administrator.
- **2nd Violation - SECOND** Verbal Warning for not wearing school issued and/or temporary ID. Warning given by Administrator.
- **3rd Violation** – Responsible Choices Room (Lunch detention) – Issued a temporary ID and a call home by Administrator.
- **4th Violation** – Additional consequences, up to and including suspension at the discretion of Administration.

NOTE: Consequences are cumulative for the entire school year.

If requested by staff, all students must provide access to their ID. Failure to comply with a reasonable request from any staff member is defined as Defiance of Authority. Any consequence for failure to comply will be in addition to the one for the ID violation

Davis Junior High School reserves the right to modify the Student ID Policy at any time without notice. Any subsequent changes to the policy will be communicated through its normal means of dispersing information.

Parent & Student Handbook Reminders (Davis Junior High)

Locker Information (Per UCS Student Handbook)

All lockers assigned to students are the property of the Utica Community Schools. At no time does the school relinquish its exclusive control of its lockers. Students are solely responsible for the contents of their locker and should not share their locker with other students, pre-set locker combinations or divulge locker combinations to other students, unless authorized by the school principal or his/her designee. Accordingly, the Board of Education authorizes the school principal or his/her designee to search lockers and locker contents at any time, without notice and without parent or guardian consent. Law enforcement officials shall be notified upon seizure of dangerous items, or items that are required to be reported.

Technology Information (Per UCS Student Handbook)

Technology Users WILL NOT:

- Tamper with computer or network components in a way that will make them either temporarily or permanently inoperable.
- Access or modify other accounts, data, files and/or passwords without authorization.
- Use district technology to send, receive, print or display messages that are inflammatory, harassing in nature, sexist, racist or otherwise inappropriate. No sending inappropriate messages.
- Use district technology to distribute material that jeopardizes the health and safety of students; is obscene or pornographic; causes disruption of school activities; plagiarizes the work of others; is a commercial advertisement; or is not approved by the building administrator.

MISUSE OF TECHNOLOGY WILL RESULT IN DISCIPLINARY ACTION, UP TO AND INCLUDING LOSS OF TECH PRIVILEGES, SUSPENSION OR EXPULSION

General Reminders

- **Poor Citizenship Marks** - Students who receive poor citizenship marks may be excluded from school events.
- **School Property** (books, materials, furniture, etc.) – Do not damage, will be assessed repair & replacement costs
- **Bullying** (possible expellable offense) Bullying shall be defined as any written, verbal, or physical act, or any electronic communication that is intended or that a reasonable person would know is likely to harm one or more pupils either directly or indirectly. Often occurs when a student is exposed, repeatedly and over time, to negative actions on the part of one or more students. See handbook.
- **Fighting** - Fighting, physical harassment, planning to fight, threatening behavior are prohibited. 1st offense fighting (5-day suspension), 2nd offense (10-day suspension)
- **Physical contact** (kissing, hugging, handholding) prohibited
- **Drugs** of all kinds are prohibited. Selling, buying, possessing, giving, accepting, or using tobacco, alcoholic beverages, narcotics, drugs, or behavior-altering substances, possession or use of electronic cigarettes, hookah pens or similar devices. (**possible expellable offense**) See handbook (Substance Abuse & Use of Tobacco)
Intoxicants, narcotics, depressants, stimulants, look-alike drugs or illegal substances are not allowed on school property. Any infraction will result in a referral to parents and police.
- **Sexual Harassment Policy** (Verbal, Written or Physical) See handbook.
- **Suspension** - No participation credit. Make up work with 70% of grade earned
- **Skiping (Unexcused Absence)** - No participation credit. Cannot make up missed work

Expulsions Level Offense

- Weapons (including air soft guns)
- Drugs
- Criminal Sexual Conduct
- Arson
- Physical Assault of an Employee

As part of our PBS expectations, we ask all students to practice and model “Listen, Learn and Lead” at all times!



Davis Junior High School Cell Phone Policy



RED ZONE- OFF LIMITS



Phones are prohibited and should not be used in Red Zones, including the following areas:

- A, B, C, E Pod Restrooms
- Boys and Girls Locker Rooms
- Main Office (unless with staff permission)
- Counseling Office (unless with staff permission)



YELLOW ZONE



Phones are allowed at the discretion of staff/school administration in Yellow Zones, include the following:

- Classrooms (Privilege – teacher discretion)
- Hallways (Privilege – administrative team discretion)
- Cafeteria (Privilege – administrative team discretion)
- Bus (Privilege – bus driver discretion)
- Media Center (Privilege – staff discretion)

GREEN ZONE



Phones are allowed in Green Zones, unless the administrative team puts the hallways and cafeteria on yellow for a period of time. Green Zones include the following areas:

- Hallways
- Cafeteria
- Before/After School (Arrival and Dismissal)



Note – any pictures or recordings of other students in the red, yellow, or green zones will result in loss of privileges as noted below and additional administrative consequences per the UCS student handbook.



Davis Junior High School

Cell Phone Policy

STUDENT CONSEQUENCES



Cell Phone Usage in **Red Zone** & **Yellow Zone** Consequences:

- **1st offense:**
 - phone is confiscated and returned to the student at the end of the day
 - incident documented
- **2nd offense:**
 - phone is confiscated and returned to the student at the end of the day
 - incident documented
- **3rd offense:**
 - phone is confiscated and returned to the student at the end of the day
 - incident documented
 - Responsible Choices Room – 1 day
 - parent(s) notified
- **4th offense:**
 - phone is confiscated and returned to the student at the end of the day
 - incident documented
 - Responsible Choices Room – 3 days
 - parent notified
- **5th offense:**
 - phone is confiscated
 - parent must pick up cell phone
 - additional administrative consequences per UCS student handbook as determined by administrative team.

School Dress Code

Davis has always taken pride in its well-groomed students and maintains high expectations in terms of neatness and compliance with the approved UCS Dress Code. Student appearance should not be disruptive to the educational process. Please observe the following guidelines:

- Student appearance should be neat and clean.
- Dress that is indecent, calls undue attention to an individual has lettering or symbols that are derogatory or disrespectful is deemed to be disruptive are prohibited.
- Clothing that promotes illegal substances or drugs, illegal activities, violence, tobacco or alcohol is prohibited.
- Outdoor apparel, hats, unhemmed cut-offs, spandex, beach wear, short skirts, yoga pants and clothing that does not cover the shoulders or mid-section are not proper attire and are not to be worn in school.
- Tattered or ripped clothing is not acceptable. Blue jeans with holes or tears above the knee will not be allowed.
- Articles of clothing worn as group identifiers or which promote a disruptive school climate are prohibited.
- Beach wear, slipper, tights, low-cut tops, tank tops, sleeveless tops, muscle-shirts, see-through clothing, short skirts, short shorts, tight clothing without proper coverage, pajamas and clothing exposing the shoulders or mid-section are not allowed.
- Shoes must be worn at all times.
- Jewelry and accessories that may be deemed dangerous are prohibited.
- Knee-length skirts and knee-length shorts are acceptable.
- **Student stomachs should not be showing at any time.**

Students who do not follow the above guidelines may be given other clothing to wear.

Expectations for Yoga Pants/Leggings (Change in practice)

Yoga pants and leggings are allowed only with a longer shirt/sweater/top to cover. The following information has been shared with students and we appreciate your help communicating this to your children.



OK for Davis Dress Code



NOT OK for Davis Dress Code

Positive Behavior Support/Earned Privilege Program

Davis Junior High School has always strived to maintain a safe and orderly learning environment for all of our students. In an effort to improve our school climate and culture, many of the Davis staff members volunteered their time two years ago to form a Positive Behavior Support (PBS) Committee. PBS is a broad range of systemic and individualized strategies for achieving important social and learning outcomes. This program is aimed at building effective learning environments in which positive behavior is acknowledged for all students. Our program emphasizes the use of proactive, educative and reinforced-based strategies to achieve meaningful and durable behavior outcomes. As a staff we will be focusing on acknowledging positive behavior in the classrooms, hallways and the lunchroom by teaching and reinforcing our ***“Raider Red Expectations.”***

During the first week of school and throughout the year, staff members will be teaching our ***“Raider Red Expectations: I Can Listen, Learn and Lead”*** to students. We hope that by modeling and communicating these expectations to our students that they will begin to have a better idea of what is expected of them as students at Davis Junior High. We feel that the expectations of listening, learning and leading will serve as a roadmap for success for all of our students as they navigate junior high school to eventually transitioning to the high school and beyond. It is a goal of our program to provide students with common language and the necessary problem solving skills that will help them have a much more productive and positive day at Davis. Students who are engaging in listening, learning and leading behaviors will be individually acknowledged by earning ***“Raider Red Tickets”*** and honored with prizes and recognition during our weekly lunchroom drawings on Fridays. Students will also participate in our “Grades and Citizenship” program. This is an academic and citizenship reward system that is set in place to encourage students to do their very best on Progress Reports and Report Cards. There are seven cycles per year. Each student will receive points for the grades as well as their citizenship performance grade. The points are rolled into ranges that students can attain throughout each progress and report card cycle for various school raffles and prizes. This will allow students to have more access to “fun” school opportunities and we are very happy about this part of our program. Our ***“Raider Red Expectations: I Can Listen, Learn and Lead”*** will be posted throughout the classrooms and school for easy reference for our students. It is our hope that you will spend some time reviewing the matrix with your child as it clearly defines the expectations for our students within the program.



listen. learn. lead.
I can ...



Classroom/ Media Center	Bathroom/ Locker Room	Office	Cafeteria	Hallways	Bus
<ul style="list-style-type: none"> Take ownership of my actions Use positive words, tone, and actions Stay on task and complete work on time Use materials/equipment appropriately Keep hands, feet, and objects to myself. 	<ul style="list-style-type: none"> Honor privacy Use a conversational voice Clean up after myself Enter and exit quickly and return promptly to class Report unsafe/unclean conditions. 	<ul style="list-style-type: none"> Wait quietly until acknowledged Remain in assigned areas until dismissed Use a conversational voice Use positive words, tone, and actions Keep hands, feet, and objects to myself. 	<ul style="list-style-type: none"> Take ownership of my actions Use a conversational voice Sit and remain in assigned areas until dismissed Clean up the tables and floor Be aware of food allergies. 	<ul style="list-style-type: none"> Take ownership of my actions Walk quietly Use a conversational voice Keep hands, feet, and objects to myself Keep the floor clean. 	<ul style="list-style-type: none"> Take ownership for my actions Move safely onto and off of the bus Remain seated for the entire ride Use a conversational voice Keep hands, feet, and objects to myself.

UCS District Information and Events

Davis Raider Review - May

UCS Vision

Utica Community Schools, in partnership with our community, will empower students to positively transform their future and the world.

UCS Mission

Utica Community Schools ignites a passion for learning in all students. We strengthen our community by welcoming all learners, honoring culture, and inspiring remarkable growth and achievement.

Davis Mission

Davis Junior High will work collaboratively to unlock learning passion through relevant experiences including academic knowledge, technical competency, and professional skills to provide students with a competitive career advantage.

<https://davis.uticak12.org/>

Week at a Glance (May 5 - 9)

May

5	7 th Grade Track Meet @ Eisenhower Track	Davis v Malow	4:00pm
6	AP Students AP Human Geography Test	8:00am	
6	Art Club Mrs. Borowski: Rm- B207	3-4:30pm	
6	9 th Graders Credit Recovery	Parol, Sedik Classrooms	3:15-5:15pm
7	7/8 Track Pictures Afterschool		
8	AP Students AP World History	12:00 pm	
8	Tutoring C Pod Lecture	3:00-3:50pm	(Must Sign Up Prior – philipa1@stu.uticak12.org)
8	9 th Graders Credit Recovery	Parol, Sedik Classrooms	3:15-5:15pm
8	8 th Grade Track Meet @ Eisenhower Track	Davis v Malow	4:00pm

Down the Road Items – Continue to Monitor Future Raider Reviews for Additional Dates and Events

May

12	Medical Club Rm:318 LaRue	3:15-4:15pm	
12	8 th Grade Track Meet @ Ford Track	Davis v Shelby	4:00pm
13	Art Club Mrs. Borowski: Rm- B207	3-4:30pm	
13-15	District Art Show Sterling Heights Comm. Center	10am-8pm	
14	7 th Web Activity	6 th hour	
15	AP Students AP Computer Science Principles	12:00pm	
15	Tutoring C Pod Lecture	3:00-3:50pm	(Must Sign Up Prior – philipa1@stu.uticak12.org)
15	7 th Grade Track Meet @ Eisenhower Track	Davis v Shelby	4:00pm
22	Tutoring C Pod Lecture	3:00-3:50pm	(Must Sign Up Prior – philipa1@stu.uticak12.org)
26	No School- Memorial Day		
29	9 th Freshman Farewell	Shelby Gardens	6pm-9pm
29	Tutoring C Pod Lecture	3:00-3:50pm	(Must Sign Up Prior – philipa1@stu.uticak12.org)
30	Honors Day Gym	2 nd Hour - 7 th 3 rd Hour - 8 th 6 th Hour - 9 th	

June

5	Tutoring C Pod Lecture	3:00-3:50pm	Must Sign Up Prior – philipa1@stu.uticak12.org)
9	Half Day- Exams 1&2	8:10a.m-11:12a.m.	
10	Half Day- Exams 3&4	8:10a.m-11:12a.m.	
11	Half Day- Exams 5&6	8:10a.m-11:12a.m.	
11	Last Day of School		

Staff Appreciation Week (May 5 – 9)

In honor of this week, we are planning some special surprises for our staff. To make it easy, we are looking for gift cards in the amount of \$10.00 that we can give to staff throughout the week as part of a raffle and contest! If you would like to contribute, please send any items to the main office.

We will add the gift cards to our surprises and distribute them throughout the week on behalf of our wonderful parent community! We would also like to encourage students to write a note or send an email to any of our staff members that has made a difference to them this school year. I know this is always appreciated by staff. Thank you for supporting our staff!

Save the Date – Freshmen Farewell – May 29 (Details for 9th Grade Students – See Below)

Save the Date – Honor's Ceremony Day – May 30 (During School) – More Information to Come!

Stevenson Athletic Newsletter

[Stevenson Athletics Newsletter - US Letter](#)

Attendance - 2nd semester

If your child has 10 consecutive unexcused absences 2nd semester, we will be filing truancy and dropping them from enrollment. Please make every effort to have your child at school. If they are leaving for a period of 10 days or more, please contact the counseling office for directions.

Safety and Security – Front Doors

The front doors will be locked during school hours. To gain access at Door #2, ring the button near the far-left door at the main entrance. Office staff will see you through the security camera and unlock the doors if deemed appropriate. Please report directly to the main office and **be prepared to show identification.**

UCS Staff Shout Outs (UCS@uticak12.org)



Save the Date – Freshmen Farewell (9th Grade – May 29)



The Freshmen Farewell
Permission Slip

My child, _____, has my permission to attend the Freshmen Farewell on Thursday, May 29, 2025, at Shelby Gardens from 6:00 PM – 9:00 PM. I understand:

- It is my responsibility to provide transportation to and from the off-campus event at Shelby Gardens, 50265 Van Dyke Ave, Shelby Charter Twp, MI 48317
- My child must arrive promptly at 6:00 PM and be picked up promptly at 9:00 PM.
- Students must attend at least a half day of school the day of the event, or they will not be permitted to attend.
- This event is only for Davis students.
- This prepaid event will have no refunds.
- Disciplinary actions for school behavior could result in a student not being permitted to attend.
- Poor grades and/or citizenship will result in a student not being permitted to attend.
- Chronic absenteeism/tardiness will result in a student not being permitted to attend.
- Students are encouraged to dress up for this event, or they can wear their best school clothing. Dress code rules apply.
- All school rules apply during this event, including dance rules.
- In order for your child to attend, **ALL** fees must be paid to a balance of zero in PowerSchool.

- **Student name (print):** _____
- **Parent/Guardian signature:** _____
- **Emergency phone #:** _____
- **Alternate phone #:** _____

**This permission slip, along with cash or a check for \$40
Made payable to Davis Junior High
should be turned into the office by May 12, 2025.**



Titan Corner

What awaits Future Titans?

"Many students are curious about the new experiences and opportunities that await them in high school. High school often means more independence, like moving between classes, having some control over their schedule, and even choosing electives or extracurricular activities. There are many more sports teams, clubs, and activities to join, which can be exciting for students who want to explore their interests further."



Kenneth Cucchi III
Principal

Points of Pride


- Michigan and National Blue Ribbon Exemplary School
- Recognized by the Washington Post as one of the most academically challenging schools in the United States
- Offers students a choice of 26 Advanced Placement courses
- Offers students over 15 clubs and organizations in which they can participate
- Stevenson Manufacturing, Automation and Design Engineering (MADE) Academy

What Makes a Titan?

- Driven** - Titans are motivated, focused on achieving their personal goals and academic success, and always strive to do their best.
- Hardworking** - Whether in the classroom, on the sports field, or in extracurricular activities, a Stevenson Titan is dedicated and willing to put in the effort to excel.
- Respectful** - A Stevenson Titan shows respect to their peers, teachers, and the school community. They understand the importance of treating others with kindness and consideration.
- Inclusive** - Titans embrace a sense of belonging, supporting one another and making sure everyone feels welcome, regardless of background or differences.
- Collaborative** - Titans understand the value of teamwork and are always ready to collaborate, both in group projects and in extracurricular activities.

Success in the School

- Stevenson Ford United Varsity Dance Team placed second in small varsity pom out of 56 groups and placed 6th in their team routine at Dance Team Union Nationals.
- Home of the Stevenson Manufacturing, Automation, and Design Engineering (MADE) Program.



What would you tell future Titan?

"Being a Titan means embracing every challenge with determination, integrity, and resilience. Stevenson offers endless opportunities, academically, athletically, and socially, so take advantage of them. Push yourself beyond your comfort zone, support those around you, and never be afraid to fail because that's how you grow. Most importantly, embody the Titan spirit by leading with kindness, hard work, and a commitment to excellence. Your journey here will shape who you become, so make it count."

- Maram Lues, Stevenson senior

JOIN OUR TEAM

DAVIS JR. HIGH
SIDELINE CHEER 2025-2026



SCAN ME!

SIGN-UP FOR INFORMATION

Including parent meeting and tryout clinic
details for 2025-26 Season



[djhccheerleading@gmail.com](mailto:djhcheerleading@gmail.com)

2nd Semester Reminders for Parents and Students

Credit Recovery – 9th Grade

We are looking to offer credit recovery for 2nd semester two days a week (Tuesdays/Thursdays) and it will be supported through Subject.com. If your child is missing credits and would like to participate, please email your child's counselor.

Identification Badges - 2nd Semester

Students should have their ID badges visible every day. This is part of our safety and security plan and please remind your child. Starting 2nd semester, all students will need an ID badge to leave the classroom to retrieve items in their locker using our online pass system.

UAIS National Honor Society Tutoring Club

Tutoring will run every Thursday from 3:10-4:00pm. If you expect to be attending tutoring for that week, sign up for a slot and preferably enter the subject(s) that you need help with in the comment. Please don't sign up if you don't plan to attend as we have limited spots. The link is <https://www.signupgenius.com/go/10C094CA5A82AA5F5CF8-53143777-davis>

9th Grade (High School Attendance)

When a student has accumulated 11 absences in any one class over the course of a semester, the student will be notified in a meeting with an assistant/associate principal that they have lost credit in that class and that they are placed on an attendance contract to earn the credit back. There are two parts to a contract, and they are below:

- First, the student must pass the class with a D- or higher.
- Second, the student will show improvement in attendance in ALL classes. Improvement is determined on a sliding scale which allows for 1 absence for every three weeks (rounded up) left in the semester for each class.

Davis Spirit Wear

We will be using Clothing Graphics for Davis Spirit Wear [Davis spiritwear \(clothinggraphics.com\)](https://clothinggraphics.com)

Notice to Parents of Students Needing Medications Stored in the Main Office

In preparation for the school year all health plans and authorization for medication forms should be returned to the office before the first day of school with any required medications. All medical forms can be accessed here: [Resources and Forms / Resources and Forms \(uticak12.org\)](https://uticak12.org/Resources-and-Forms/) If you do not have access to the website, please contact the Davis office to arrange for copies to be picked up. If your child takes the bus, you will also be asked to complete two Transportation forms. Please return one to the school office when you bring your Health Care Plan, and the second should be handed to the driver on the first day of school, both with color pictures attached. Transportation requires this be done promptly to ensure the driver is aware of any potential emergencies. If you have any questions or specific concerns, please feel free to contact your school nurse at rebecca.rosbolt@uticak12.org.

Perfume and Cologne in School

Davis Junior High has several students and staff members who have allergic reactions to strong perfumes, after-shave and men's cologne. The reactions range from mild to severe headaches that result in nausea and being sent home from school. These strong smells trigger asthma attacks and at times, students need to receive medical attention. We are asking students to put on their favorite fragrance once in the morning before school. Please do not bring in bottles and sprays of cologne, after-shave and perfume to re-apply throughout the day. Thank you for your cooperation and help with this!

Sports Physicals

For the 2024 - 25 school year, a sport physical is required for all students who participate in sports. A physical examination must be completed on or after **April 15, 2024** to be considered a valid physical for the 2024 - 2025 school year. The MHSAA two-page physical form has not changed and remains on the district athletic page as well as on MHSAA.com. [Click here to be redirected to the MHSAA Website](#)

Athletic Events – Home Games (Davis Junior High) – Fall, Winter, Spring Athletics

Students that are attending any home athletic events at Davis Junior High **must have a valid school ID card and be accompanied by a parent**. Students are not allowed to attend the event without these two criteria and should not be dropped off at school. Students that are without a parent will be asked to contact a parent to be picked up.

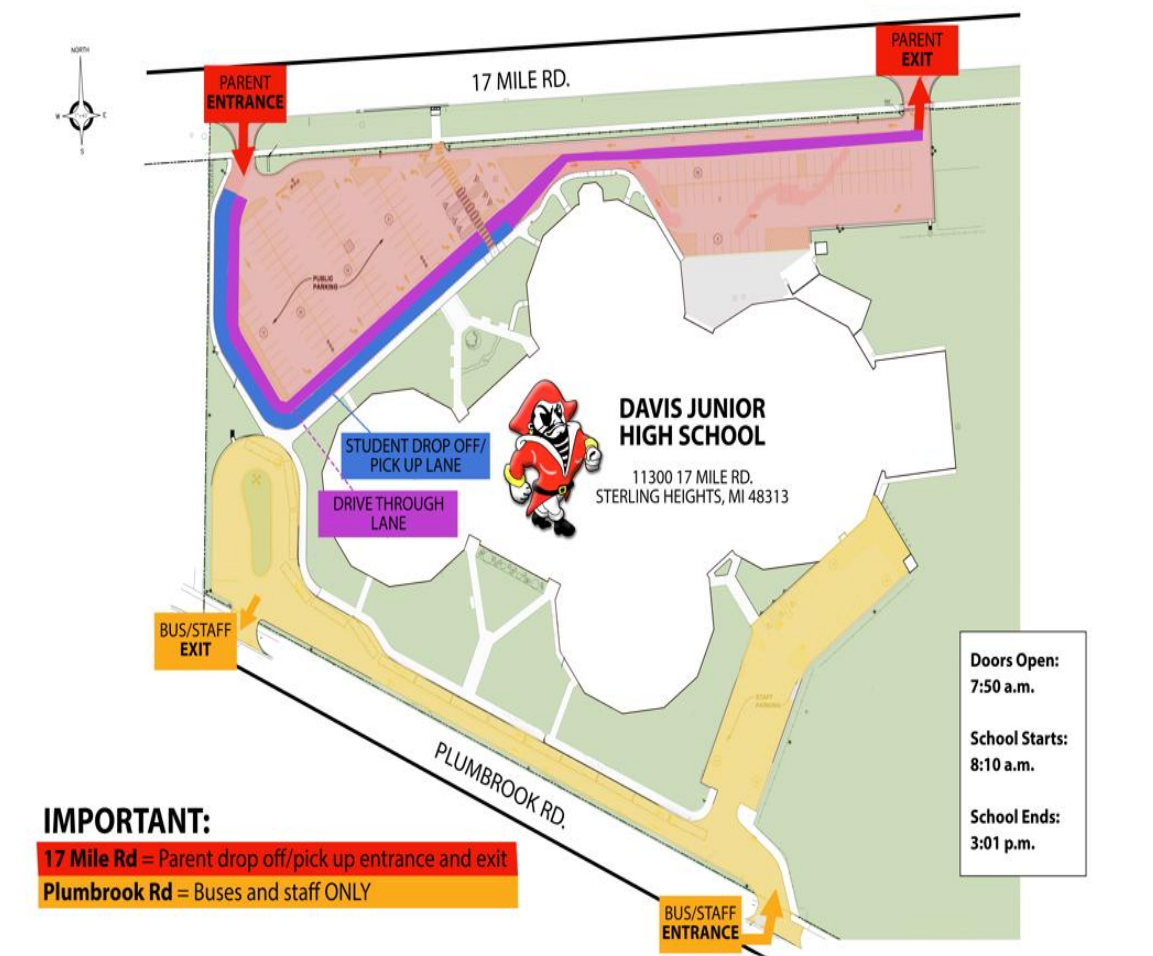
Athletic Participation and Tryouts

Students must have passing grades and good citizenship to participate in athletic events. For 7th and 8th grade students that want to tryout the following criteria is utilized by athletic teams:

- 7th and 8th - Any student that failed three or more classes from the previous reporting period (semester/marketing period) and has three or more low citizenship marks of U or N from the previous reporting period (semester/marketing period) may not try out for an athletic team.
- Students that make an athletic team and earn failing grades and/or have low citizenship marks (N or U or combination) will be placed on academic probation during the season. The criteria above is utilized for weekly athletic eligibility checks with grades (three or more failed classes) and citizenship (three or more Ns or Us).
- Must be in school for 3 hours to play.

School Drop Off Information (Parking Lot Map)

Please see the map below for the parent entrance regarding the drop off and drive through lane in front of the school. **Parents should drop their child off and proceed to the exit as marked on the map below.** Cars should not be using the drop off lane to park. We anticipate it will take some time for the flow of the parking lot drop off to work itself out. Please exercise patience and caution at arrival times!



Davis Junior High Communication Flowchart Process

Parents transitioning from elementary to junior high school often wonder the best way to have their question or concern addressed. It is easy to become discouraged when attempts to communicate with school officials are not addressed only to be referred to others to resolve a problem their child may be experiencing in school. In order to help parents with this process and assist in efficiency, the ***“Davis Junior High School Communication Process Flowchart,”*** has been created. This sequence is in place to make sure your questions and concerns are addressed to the proper school official. It is our hope that the flowchart will be utilized as a way to direct your question or concern so that it may be handled by the appropriate school official and responded to quickly. ***As always, classroom concerns and questions should be directed to the specific teacher involved.*** The chart is listed within this newsletter, will be available at Raider Day and will also be available on the website for parents for future reference. Please note that our office staff will be trained to help assist parents with this process and in many cases, you will be referred to the first level in order to provide you with the most direct staff member.

Davis Junior High School Communication Flowchart Process

Most parent and community questions are easily and completely answered by communicating directly with the staff member closest to the situation. As you move further along the flowchart, the staff is less directly involved and usually needs additional time to research the situation before they can give you an answer. If you do not hear back from the person you have contacted within **two (2) business days**, it is appropriate to reach out to them again before moving along to the next level of the flowchart. We do not expect your questions or concerns to go unanswered for a long period of time. Each situation should first be addressed at whatever level the initial action was taken with appeals moving on to the next level on the ***“Communication Process Flowchart.”*** The easiest way to communicate is via e-mail while a phone call is the next preferable way.

Davis Junior High Communication Process Flowchart

Davis Junior High Communication Process Flowchart					
Area of concern	First Level	Second Level	Third Level	Fourth Level	Fifth Level
Instruction/Curriculum	Teacher	Counselor	Assistant Principal	Principal	Board Office
Athletics	Coach	Davis Athletic Director	Principal	District Athletic Director	Board Office
Special Education	Teacher	Special Education Staff	Counselor	Principal	Board Office
Student Concerns/Guidance/Health Related Concerns	Teacher	Counselor	Assistant Principal	Principal	Board Office
Classroom Discipline	Teacher	Counselor	Assistant Principal	Principal	Board Office
Non – Classroom School Discipline	Teacher	Counselor	Assistant Principal	Principal	Board Office
Classroom Concerns	Teacher	Counselor	Principal	Board Office	
Scheduling Concerns/Changes* (See Below)	Teacher*	Counselor	Principal	Board Office	
Transportation	Bus Driver	Assistant Principal (Discipline)	Transportation Supervisor	Board Office	

Scheduling Concerns/Changes* – In order to process a schedule change, parents must first have met with the teacher and put a plan in place to support the struggling student. If after several weeks, the student is still struggling, it would be appropriate to move to the second level.

Please note - Classroom questions concerning your child should be addressed with your child’s teacher before contacting the counselors and/or school administration. Allow for **two (2) business days for a response**. If no response is received from a teacher during that time, send a second email or phone call to that teacher. Please note that compliments or acknowledgements of positive events can be directed to everyone along the chain. All of us appreciate hearing that there is something good that has happened. We all look forward to a wonderful school year with few complaints!

Guidelines for Parent Communications to Teachers and Staff

The purpose of this section is to serve as a general guide for ensuring effective communication from parents to teachers, staff and administrators. Communication refers to both the sending and receiving of information, such as email and notes, and verbal communications such as telephone conversations and face-to-face meetings. In order to ensure a successful exchange of information, it is important that all parties follow a few key principles.

Maintain Respectful and Open Communication

- Always use a respectful and polite tone.

- Request, don't demand.
- Be ready not just to provide information, but to listen to teacher/staff observations and perspectives.
- Enter the exchange with an open mind and assume a shared best interest for your child.
- Be prepared to work collaboratively to solve problems.
- Threats and/or inappropriate language will not be tolerated toward staff members.

Confidentiality

- Recognize that confidentiality may limit information that can be shared from school to parents, including consequences for other students' behaviors.

Time to Respond to Communications

- Teachers will make every effort to respond as soon as possible to parent communications, with the understanding that the teaching day sometimes precludes immediate responses.
- Teachers and staff may need some time to collect needed information before responding.

Whom to Contact

- Most communications of classroom concerns should be directed at first to your child's teacher.
- If you have an issue with a particular staff member, first try to address those concerns with that staff member directly.
- If you have discussed with your child's teacher and the issue has not been addressed to your satisfaction, then move to the next level.
- Please recognize that it is both the policy and the value of our school that we operate with openness, collaboration and the shared best interest for every student.

SCHOOL INFO - COMMUNICATION GUIDELINES AND PROCEDURES

As part of an ongoing effort to foster effective communications between parents and staff at Davis, school officials developed the following communication guidelines. The goal is to establish a set of reasonable expectations and behaviors for parents and staff. These guidelines will be reviewed on a periodic basis and adjusted as necessary.

UPDATE YOUR CONTACT INFORMATION

It is important that the school has current phone numbers and addresses on file in our school data system. If you move or change your phone number, it is imperative that you notify the school and update your emergency contact information. Please visit the office to update a form.

CONTACTING TEACHERS OR STAFF

Best mode: email/phone

Parents wanting to meet with or contact a teacher should email the teacher. If email is not possible, parents can either call 586.797.2700 or visit the main office to request a meeting. Phone messages are checked every day. Please allow for two (2) business days for a response. If no response is received from a teacher during that time, send a second email or phone call to that teacher before moving to the next level on the flowchart.


CONTACTING SCHOOL ADMINISTRATION

Best mode: email/phone

Parents requesting a meeting with or wanting to contact an administrator should use email. If email is not possible, parents can either call 586.797.2700 or visit the main office to request a meeting. **Parents that have not followed the "Communication Process Flowchart" will be directed to the appropriate level based on the circumstances.** Phone messages are checked regularly. Please allow for two (2) business days for a response. If no response is received from an administrator during that time, send a second email or phone call before moving to the next level on the flowchart.

PBS Winners

These students earned “Raider Red Tickets” for demonstrating that they “Listen, Learn and Lead.”



Every week we hold a “red card” drawing at lunch for students. Names are announced in the newsletter every week! Congratulations to our winners!

Davis Junior High Highlights

Recently, Intro to Art students submitted their graphic designs for “River Day, a celebration of clean water, a healthy outdoor environment, and wildlife along the Clinton River”. The Clinton River Watershed Council sponsored the graphic design contest. One of our students, Gabriella Tuzzolino, 7th grade, won first place for the youth category!!!

Gabby's portrayal of a very cool frog floating on the river will be used on all online and digital promotional pieces for the CRWC website and social media. Way to go, Gabby!

Gabriella Tuzzolino's artist statement: "I made this design for an art class assignment. It was the first time I tried drawing a cartoon style frog. I usually draw realistic portraits of friends and family and famous people. Winning this contest empowers me to consider drawing animals in my own style."



Davis Junior High Student ID Policy (*All Students Must Have ID's Visible*)

Davis Junior High School continues to work to ensure the safety and security for all staff and students. This is a top priority each and every day. All students at Davis will now be required to wear and have visible their school ID badges at all times. In addition, the wearing of school identification provides a professional setting and promotes College and Career Readiness for all students. Wearing of ID badges is required as part of many workplace environments, as well as on college and university campuses. Furthermore, the wearing of student IDs provides easy identification of students for teachers, substitutes, district staff personnel, and law enforcement if ever needed.

Students have received their school IDs from Raider Day or will receive them over the first weeks of school. The expectation will be reinforced with students on Day 1 as well as at the student handbook meeting presentations on Tuesday, September 10.

The benefits & reasons for students wearing a current student ID card:

- To be in class
- To borrow library books
- To obtain early dismissal
- To allow movement during lunch, going to and from restrooms
- To be on campus before or after school
- To move between classes and/or the hallway during passing time periods
- To participate in school activities, assemblies, dances, etc. on the campus of Davis
- To get into high school events for free (if offered by the high school)
- To be used for the PBS Earned Privilege Level for Citizenship and Academics (Raider Red)/Lunchroom

Student ID Card Guidelines:

A student's ID card authorizes him/her to be on the school campus. **EVERY** student must wear his or her student ID card while on school grounds. It is crucial that the school staff is able to identify everyone on campus. Identification of staff and students is a safety issue and will not be compromised. **Student IDs may be left in the student's assigned locker overnight so as to ensure the student ID is not left at home. Teachers will do periodic student ID checks in class, at the discretion of administration.** Periodic incentives will be provided at the discretion of administration when school-wide student ID checks are implemented.

The following guidelines must be adhered to when wearing student ID cards:

- Student ID cards must be worn on a lanyard.
- Student ID cards cannot be worn on a shirtsleeve, pants, outside of pockets, under a shirt, coat, jacket or at the bottom of a shirt. The student ID card **must be visible AT ALL TIMES** (i.e. not kept in a purse, pocket or backpack).
- The student ID card must be presented to any school staff member or person of authority upon request.
- The front and back of the student ID card cannot be altered (i.e. no markings, other photos, etc.). Defacing or altering the student ID is prohibited.
- Wearing another student's ID card is prohibited.
- Lost, stolen, altered, damaged and/or defaced student ID cards must be replaced **IMMEDIATELY**.
- If the ID card is lost, a student may purchase a new student ID card from the office.
 - **There will be a \$5.00 fee to replace a lost ID badge and a \$3.00 fee to replace lost lanyards.**
 - At the discretion of the administration, a designated hour may be established for purchasing IDs.
- Students are excused from wearing ID cards during classes **IF** a teacher/administrator considers it to be a safety risk during identified classroom or other activities, including, but not limited to:
 - Science labs, equipment use, physical education, music, and other classes when wearing the student ID may cause entanglement or safety concerns.

Students who do not have their student ID cards will adhere to the following procedures:

Before school begins, a student who does not have a student ID must obtain a temporary ID in the Main Office.

- Please note that there is a limit of three consecutive days that a student may obtain a temporary ID. After the third consecutive day, student will report to the Assistant Principal.
- If a student reports to class **WITHOUT** a proper or temporary ID, the teacher will send the student to the office to obtain a temporary ID. The temporary ID **MUST** be worn and visible for the remainder of the day. The temporary ID will have the date issued on it and needs to be returned at the end of the day.

Consequences for Not Displaying/Possessing School ID card:

- **1st Violation - FIRST** Verbal Warning for not wearing school issued and/or temporary ID. Warning given by Administrator.
- **2nd Violation - SECOND** Verbal Warning for not wearing school issued and/or temporary ID. Warning given by Administrator.
- **3rd Violation** – Responsible Choices Room (Lunch detention) – Issued a temporary ID and a call home by Administrator.
- **4th Violation** – Additional consequences, up to and including suspension at the discretion of Administration.

NOTE: Consequences are cumulative for the entire school year.

If requested by staff, all students must provide access to their ID. Failure to comply with a reasonable request from any staff member is defined as Defiance of Authority. Any consequence for failure to comply will be in addition to the one for the ID violation

Davis Junior High School reserves the right to modify the Student ID Policy at any time without notice. Any subsequent changes to the policy will be communicated through its normal means of dispersing information.

Parent & Student Handbook Reminders (Davis Junior High)

Locker Information (Per UCS Student Handbook)

All lockers assigned to students are the property of the Utica Community Schools. At no time does the school relinquish its exclusive control of its lockers. Students are solely responsible for the contents of their locker and should not share their locker with other students, pre-set locker combinations or divulge locker combinations to other students, unless authorized by the school principal or his/her designee. Accordingly, the Board of Education authorizes the school principal or his/her designee to search lockers and locker contents at any time, without notice and without parent or guardian consent. Law enforcement officials shall be notified upon seizure of dangerous items, or items that are required to be reported.

Technology Information (Per UCS Student Handbook)

Technology Users WILL NOT:

- Tamper with computer or network components in a way that will make them either temporarily or permanently inoperable.
- Access or modify other accounts, data, files and/or passwords without authorization.
- Use district technology to send, receive, print or display messages that are inflammatory, harassing in nature, sexist, racist or otherwise inappropriate. No sending inappropriate messages.
- Use district technology to distribute material that jeopardizes the health and safety of students; is obscene or pornographic; causes disruption of school activities; plagiarizes the work of others; is a commercial advertisement; or is not approved by the building administrator.

MISUSE OF TECHNOLOGY WILL RESULT IN DISCIPLINARY ACTION, UP TO AND INCLUDING LOSS OF TECH PRIVILEGES, SUSPENSION OR EXPULSION

General Reminders

- **Poor Citizenship Marks** - Students who receive poor citizenship marks may be excluded from school events.
- **School Property** (books, materials, furniture, etc.) – Do not damage, will be assessed repair & replacement costs
- **Bullying** (possible expellable offense) Bullying shall be defined as any written, verbal, or physical act, or any electronic communication that is intended or that a reasonable person would know is likely to harm one or more pupils either directly or indirectly. Often occurs when a student is exposed, repeatedly and over time, to negative actions on the part of one or more students. See handbook.
- **Fighting** - Fighting, physical harassment, planning to fight, threatening behavior are prohibited. 1st offense fighting (5-day suspension), 2nd offense (10-day suspension)
- **Physical contact** (kissing, hugging, handholding) prohibited
- **Drugs** of all kinds are prohibited. Selling, buying, possessing, giving, accepting, or using tobacco, alcoholic beverages, narcotics, drugs, or behavior-altering substances, possession or use of electronic cigarettes, hookah pens or similar devices. (**possible expellable offense**) See handbook (Substance Abuse & Use of Tobacco)
Intoxicants, narcotics, depressants, stimulants, look-alike drugs or illegal substances are not allowed on school property. Any infraction will result in a referral to parents and police.
- **Sexual Harassment Policy** (Verbal, Written or Physical) See handbook.
- **Suspension** - No participation credit. Make up work with 70% of grade earned
- **Skiping (Unexcused Absence)** - No participation credit. Cannot make up missed work

Expulsions Level Offense

- Weapons (including air soft guns)
- Drugs
- Criminal Sexual Conduct
- Arson
- Physical Assault of an Employee

As part of our PBS expectations, we ask all students to practice and model “Listen, Learn and Lead” at all times!



Davis Junior High School Cell Phone Policy



RED ZONE- OFF LIMITS



Phones are prohibited and should not be used in Red Zones, including the following areas:

- A, B, C, E Pod Restrooms
- Boys and Girls Locker Rooms
- Main Office (unless with staff permission)
- Counseling Office (unless with staff permission)



YELLOW ZONE



Phones are allowed at the discretion of staff/school administration in Yellow Zones, include the following:

- Classrooms (Privilege – teacher discretion)
- Hallways (Privilege – administrative team discretion)
- Cafeteria (Privilege – administrative team discretion)
- Bus (Privilege – bus driver discretion)
- Media Center (Privilege – staff discretion)

GREEN ZONE



Phones are allowed in Green Zones, unless the administrative team puts the hallways and cafeteria on yellow for a period of time. Green Zones include the following areas:

- Hallways
- Cafeteria
- Before/After School (Arrival and Dismissal)



Note – any pictures or recordings of other students in the red, yellow, or green zones will result in loss of privileges as noted below and additional administrative consequences per the UCS student handbook.



Davis Junior High School

Cell Phone Policy

STUDENT CONSEQUENCES



Cell Phone Usage in **Red Zone** & **Yellow Zone** Consequences:

- **1st offense:**
 - phone is confiscated and returned to the student at the end of the day
 - incident documented
- **2nd offense:**
 - phone is confiscated and returned to the student at the end of the day
 - incident documented
- **3rd offense:**
 - phone is confiscated and returned to the student at the end of the day
 - incident documented
 - Responsible Choices Room – 1 day
 - parent(s) notified
- **4th offense:**
 - phone is confiscated and returned to the student at the end of the day
 - incident documented
 - Responsible Choices Room – 3 days
 - parent notified
- **5th offense:**
 - phone is confiscated
 - parent must pick up cell phone
 - additional administrative consequences per UCS student handbook as determined by administrative team.

School Dress Code

Davis has always taken pride in its well-groomed students and maintains high expectations in terms of neatness and compliance with the approved UCS Dress Code. Student appearance should not be disruptive to the educational process. Please observe the following guidelines:

- Student appearance should be neat and clean.
- Dress that is indecent, calls undue attention to an individual has lettering or symbols that are derogatory or disrespectful is deemed to be disruptive are prohibited.
- Clothing that promotes illegal substances or drugs, illegal activities, violence, tobacco or alcohol is prohibited.
- Outdoor apparel, hats, unhemmed cut-offs, spandex, beach wear, short skirts, yoga pants and clothing that does not cover the shoulders or mid-section are not proper attire and are not to be worn in school.
- Tattered or ripped clothing is not acceptable. Blue jeans with holes or tears above the knee will not be allowed.
- Articles of clothing worn as group identifiers or which promote a disruptive school climate are prohibited.
- Beach wear, slipper, tights, low-cut tops, tank tops, sleeveless tops, muscle-shirts, see-through clothing, short skirts, short shorts, tight clothing without proper coverage, pajamas and clothing exposing the shoulders or mid-section are not allowed.
- Shoes must be worn at all times.
- Jewelry and accessories that may be deemed dangerous are prohibited.
- Knee-length skirts and knee-length shorts are acceptable.
- **Student stomachs should not be showing at any time.**

Students who do not follow the above guidelines may be given other clothing to wear.

Expectations for Yoga Pants/Leggings (Change in practice)

Yoga pants and leggings are allowed only with a longer shirt/sweater/top to cover. The following information has been shared with students and we appreciate your help communicating this to your children.



OK for Davis Dress Code



NOT OK for Davis Dress Code

Positive Behavior Support/Earned Privilege Program

Davis Junior High School has always strived to maintain a safe and orderly learning environment for all of our students. In an effort to improve our school climate and culture, many of the Davis staff members volunteered their time two years ago to form a Positive Behavior Support (PBS) Committee. PBS is a broad range of systemic and individualized strategies for achieving important social and learning outcomes. This program is aimed at building effective learning environments in which positive behavior is acknowledged for all students. Our program emphasizes the use of proactive, educative and reinforced-based strategies to achieve meaningful and durable behavior outcomes. As a staff we will be focusing on acknowledging positive behavior in the classrooms, hallways and the lunchroom by teaching and reinforcing our ***“Raider Red Expectations.”***

During the first week of school and throughout the year, staff members will be teaching our ***“Raider Red Expectations: I Can Listen, Learn and Lead”*** to students. We hope that by modeling and communicating these expectations to our students that they will begin to have a better idea of what is expected of them as students at Davis Junior High. We feel that the expectations of listening, learning and leading will serve as a roadmap for success for all of our students as they navigate junior high school to eventually transitioning to the high school and beyond. It is a goal of our program to provide students with common language and the necessary problem solving skills that will help them have a much more productive and positive day at Davis. Students who are engaging in listening, learning and leading behaviors will be individually acknowledged by earning ***“Raider Red Tickets”*** and honored with prizes and recognition during our weekly lunchroom drawings on Fridays. Students will also participate in our “Grades and Citizenship” program. This is an academic and citizenship reward system that is set in place to encourage students to do their very best on Progress Reports and Report Cards. There are seven cycles per year. Each student will receive points for the grades as well as their citizenship performance grade. The points are rolled into ranges that students can attain throughout each progress and report card cycle for various school raffles and prizes. This will allow students to have more access to “fun” school opportunities and we are very happy about this part of our program. Our ***“Raider Red Expectations: I Can Listen, Learn and Lead”*** will be posted throughout the classrooms and school for easy reference for our students. It is our hope that you will spend some time reviewing the matrix with your child as it clearly defines the expectations for our students within the program.



listen. learn. lead.
I can ...



Classroom/ Media Center	Bathroom/ Locker Room	Office	Cafeteria	Hallways	Bus
<ul style="list-style-type: none"> Take ownership of my actions Use positive words, tone, and actions Stay on task and complete work on time Use materials/equipment appropriately Keep hands, feet, and objects to myself. 	<ul style="list-style-type: none"> Honor privacy Use a conversational voice Clean up after myself Enter and exit quickly and return promptly to class Report unsafe/unclean conditions. 	<ul style="list-style-type: none"> Wait quietly until acknowledged Remain in assigned areas until dismissed Use a conversational voice Use positive words, tone, and actions Keep hands, feet, and objects to myself. 	<ul style="list-style-type: none"> Take ownership of my actions Use a conversational voice Sit and remain in assigned areas until dismissed Clean up the tables and floor Be aware of food allergies. 	<ul style="list-style-type: none"> Take ownership of my actions Walk quietly Use a conversational voice Keep hands, feet, and objects to myself Keep the floor clean. 	<ul style="list-style-type: none"> Take ownership for my actions Move safely onto and off of the bus Remain seated for the entire ride Use a conversational voice Keep hands, feet, and objects to myself.

Additional School Startup Information

Administration of Medication

In cases with medication, parents can administer to their children at home. In the event that it is not possible and a student needs to take medication at school, the school may administer either prescription or non-prescription medicine, but only when authorized by the student's parent/guardian **and the child's physician**. Requests must be made by completing an **Authorization for Medication Form**, available in the school office. This form must be signed by the child's physician.

Afterschool Reminder

Students should be within their scheduled activity/picked up afterschool. Pick up should be no later than 3:20 p.m.

Arrival and Drop Off Information (Non-Bus Students)

Davis Junior High will open doors at 7:50 a.m. Students should enter the building and report directly to the cafeteria. Parents – as a reminder for student drop off, we have two locations along the front of the school. The locations for drop off are **the A Pod entrance (look for drop off signs)** and the front of the building. To alleviate some of the traffic, please plan on dropping students off early on in the line along the sidewalk and letting them walk in the A Pod entrance. This will speed up traffic in the morning and as always, please exercise patience and caution. **One lane only for student drop off!** We appreciate your help!

Attendance Line Information (586.797.2799)

If you are calling in for an early dismissal, please press 0 and talk to an office assistant. If you are calling in an absence, please call in prior to 9:00 a.m. When calling in your child's absence, please make sure you spell the last name as well.

Automated Phone Call: Contact Update

Utica Community Schools will continue to message important school-related information such as delayed openings or school closure through a number of resources including local media outlets. As a service to parents and staff, the district will also continue to call directly to phone numbers linked to our Automated Call Information Alert System. Parent phone numbers for the automated call are drawn from PowerSchool which should be updated at the building level.

Breakfast Information

Davis Junior High will make available nutritious breakfast to students and staff daily starting August 29, 2023. Breakfast will be served at 7:50 a.m.

Bus Passes

Bus passes are a privilege and will only be permitted if a bus has not reached capacity. Both students must be bus riders and both students must submit a note from their parent to the Main Office before 1st hour. The signed note from the parent should include the student's assigned bus number as well as the bus number they will be riding. The pass needs to be picked up by one of the students before the end of the day.

Davis Junior High Staff Website (<http://davis.uticak12.org/staff>)

Teachers put their classroom information on the Davis website, under the staff page. [Click here](#) to access the site.

Davis Raider Review – Archived Editions

For the parents new to Davis, you will notice that the most up to date information will always be at the top of the newsletter. As the month moves along, earlier editions of the newsletter are located below. This is done with the purpose of providing you an opportunity to find information in one newsletter as opposed to having to go back and review earlier editions that you may have saved. The newsletter will also be available on the Davis website.

Davis Spirit wear

[Davis spiritwear \(clothinggraphics.com\)](http://clothinggraphics.com)

Food Deliveries

Food that is delivered by a company such as Door Dash or Grub Hub will not be permitted at Davis. Due to school safety concerns and the disruption to the school day, we cannot accommodate such deliveries. We ask that all students bring their own lunch or buy a lunch from the cafeteria. If a student forgets their lunch, they may borrow against their lunch account in the cafeteria, or a parent may drop off a lunch for their student. Coffee, smoothies and outside breakfast brought in the school in the morning must be consumed before going into first hour. This is the practice that takes place at the high school level and Davis is aligning with Stevenson in order to provide consistent expectations for our students.

Early Dismissals

Students who need to be excused during a school day should bring in a signed note from their parents to the main office prior to school starting in the morning. The note should include the **date, time, and reason for the dismissal as well as who will be picking the child up**. Please do not leave a message for an early dismissal on our attendance line. This procedure will ensure that your child will be dismissed on time and should keep unnecessary phone calls to a minimum. **When signing your child out early, please be prepared to show identification at the main office. Office staff will be asking for a driver's license or other form of identification in order to release the student.** Your cooperation is a greatly appreciated!

Homework Requests

After a student has been absent for two days, homework requests may be made directly to the teachers, either by e-mail or phone. If parents contact the office, they will be directed to the classroom teacher. Please use PowerSchool to email teachers directly.

Junior High Parent and Student Handbook

In the first days of school each year, every student in junior high participates in a handbook presentation with school administration. This handbook is a valuable resource containing information about athletic programs, bus transportation, attendance procedures, dress codes, graduation guidelines, technology use, how to communicate concerns, medical services, behavior guidelines and disciplinary procedures.

Lockers Assigned to Students

7th grade or new students will be issued lockers at Raider Day based upon their grade. In each locker there is a lower shelf for additional storage of books. A separate gym locker will also be issued to each child during gym class. It is the student's responsibility to keep lockers secure. ***Please remind your child not to give out combinations to their friends.*** Sharing of combinations, even with friends, usually results in problems such as lost locks, books and/or folders.

Lunch Information and Procedures

Students will follow our lunch procedures which will include coming in, sitting at their assigned seat, waiting for instructions, getting lunch, eating, and then being dismissed. Assignments are given so that students have a place to eat.

Michigan Cyber Safety Initiative

The Michigan Cyber Safety Initiative (CSI) is a national, award-winning program and has been presented to more than one million students. It teaches children the importance of being safe, making smart decisions, and protecting themselves and others while online. [Click here](http://www.safeteens.com/tips-to-stop-cyberbullying) if you haven't reviewed the information with your child. The website is also below: www.safeteens.com/tips-to-stop-cyberbullying

Non-Emergency Deliveries and Messages

Messages cannot be delivered to students during school hours. Non-emergency messages and deliveries will take place only at the end of 1st hour, lunchtime and at the end of the day. Students will not be released during class to report to the office to pick up messages or items brought in during the school day. Lunches will be sent to the cafeteria and distributed.

Office Telephone Use: How, When and Why?

Office telephones are available to students in case of illness and special circumstances. Students should **not** use cell phones to call parents to report illness, accidents, or to request to leave school. Students should report to the main office.

Parking Lot Reminders

The beginning of a new school year can bring out frustrations in the school parking lot as students are being dropped off in the morning and picked up at night. **We need to make sure we are modeling appropriate behavior for our children as well as adhering to basic rules to ensure safety in our parking lots daily.** For those parents that are new and a general reminder to all parents of how our drop off/pick up procedures works:

- The curb side student drop off area should be used as just that: Pull up, stop, the child(ren) exit the car, the car moves forward and then exits the parking lot by the gym area. Dropping your child(ren) off should only take a matter of seconds and speeds the process along for all.
- This curb side drive through lane should be used after dropping your child off and passing a car in front of you. Please exercise caution as cars could be coming from the parking lot.
- Bus loop - cars should not be driving through the bus loop at arrival or dismissal. This area is for school buses only and is not a cut through
- **Muriel Street - this is a great place to drop off and pick up your child. This would allow you to bypass the parking lot completely and utilize the crossing guard that is in front of the school on 17 mile. Several families have taken advantage of this instead of navigating the parking lot at arrival and dismissal.**

Each year we send out reminder messages to parents about the parking lot and we also include information in our weekly newsletter. Please take a moment to read/listen to these messages as our intent is to make school a safer place for all. I know that together we can provide a safe environment for our children. Hopefully this time change will assist as we move into the end of fall weather and winter months. From time to time, our partnership with the Sterling Heights Police Department allows them to randomly check out the parking lot flow and traffic patterns around the schools in Sterling Heights. You may notice them from time to time assisting and or observing these patterns. Please be aware that they have issued tickets before to parents that are not following the observed traffic rules above.

Parents and Visitors

Everyone who enters Davis Junior High **must report to the Main Office.** This is a school district policy and in place to keep all students safe. You will need to sign in, put a visitor's pass on, and our office staff will be glad to assist you. Please do not attempt to gain access to the school through a side door or when students are leaving the building at dismissal.

Perfume and Cologne in School

Davis Junior High has several students and staff members who have allergic reactions to strong perfumes, after-shave and men's cologne. The reactions range from mild to severe headaches that result in nausea and being sent home from school. These strong smells trigger asthma attacks and at times, students need to receive medical attention. We are asking students to put on their favorite fragrance once in the morning before school. Please do not bring in bottles and sprays of cologne, after-shave and perfume to re-apply throughout the day. Thank-you for your cooperation and help with this

PowerSchool Information

Parents and students can view their student's schedules, attendance and grades. Parents with multiple UCS students can now create an account to access all of their data with a single login. Parents will need the access ID and access password for each student. Access IDs and passwords follow students from year to year.

School Safety Information

Student and staff safety remains a priority for our school. Our district uses a multi-layered approach to proactively prepare for any type of emergency that is focused on training, school-based emergency plans, an emergency preparedness team consisting of law enforcement, mental health support, and constantly reviewing our facilities to determine improvement needs to enhance security. Recently, our staff has been engaged in training related to "Standard Response Protocols." The protocols identify five specific actions that use common language related to a potential incident: Hold, Secure, Lockdown, Evacuate and Shelter. The poster below is what we have had in every classroom in Utica Community Schools in English, Arabic and Spanish since the beginning of the school year.



To show students their role during these standard response protocols, we will be presenting the following video (<https://youtu.be/Nvkz7iomzcA>) that features a high school age student demonstrating how to react during each action area. It provides training in a very relaxed and engaging way directed at secondary students. Following the viewing of the video and discussion with their teacher, students will continue practicing the school/safety drills using the standard response protocols. Thank you for your continued partnership to keep our students and staff safe.

Standard Response Protocol

UCS staff has been trained in the district's Standard Response Protocol used in the event of an emergency situation. Training for students is now ongoing.

The protocols have five stages:

- Hold! in the room or area and clear the halls
- Secure - Get inside. Lock Outside Doors.
- Lockdown! Locks, lights, out of sight
- Evacuate! (A location may be specified)
- Shelter - Hazare and safety strategy

Every classroom in UCS has a poster that identifies these strategies. To view the poster, please see this [link](#).



Security

The front doors will be locked during school hours. To gain access at Door #2, ring the button near the far-left door at the main entrance. Office staff will see you through the security camera and unlock the doors if deemed appropriate. Please report directly to the main office.

Student Cell Phones/Use of Electronic Devices

As we prepare to begin a new school year, it is important to revisit some district and building policies in regard to use of electronic communication devices (ECD.) With the permission of teachers, student may use cell phones in the classroom for educational purposes. **Students may not use cell phones to take pictures, text or call during the school day. Students may use their cell phones before school and after school, in the hallways, and at lunch.**

Student ID Badges

All junior high students are required to wear their ID badge at all times. Students will get their IDs after Picture Day this year, so there will be a month where students will not be required to wear IDs. Once students receive their ID after school picture day, we always expect them to be worn. They need to be visible and, on a lanyard, which we will provide.

Student Planners

Davis will once again be using a student planner and students will receive these books at Raider Day. The planner is a combination assignment book, classroom pass system, and organizational tool. Replacement or additional planners can be purchased at a cost of \$5.

Student Supplies/Backpacks

Student general school supplies will include backpack, laptop, charger, headphones, writing utensil and notebooks/binders.

Social Media Information/School and Parent Responsibility

Students should not be using social media sites such as Twitter, Instagram, Facebook, Snapchat, Kick, etc. during school hours. If students are using these sites off school grounds, monitoring of the sites and student use is the sole responsibility of the parent. School staff will not be responsible for this outside of school. Should social media information create a substantial disruption to the school, you may be contacted and/or disciplinary action will be taken depending on the severity of the incident. As the parent, if you feel that your child's safety and or privacy has been violated through social media outside of school, please contact the police as a first step intervention.

Weekly Communication – Newsletter (Davis Raider Review)

The "Davis Raider Review" is an electronic newsletter that will be emailed through school messenger weekly (Thursday afternoons) to all parents and will start during the first week in September. The newsletter will be archived monthly on the Davis website and is a great way to keep up on events and information from the school.

Yearbooks on Sale

Order your Davis Junior High yearbook during Raider Day for \$40. **After Raider Day, yearbooks are \$43.** Make sure to keep the receipt in a safe place so your child can bring it when yearbooks are distributed.

Athletic Information – Current Sporting Events/Sports Related Information

Beaumont Heart and Vascular Screenings Information

[Heart & Vascular Screenings](#) | [Student Heart Check Schedule](#) | [Beaumont Health](#)

Concussion Awareness

As part of a new state law, all UCS and Michigan parents will receive information about concussions, their symptoms, and what to do if you suspect a concussion. UCS parents will receive the form as part of the back to school registration packets. **The form, which asks parents to sign and return to the school office, is also available at this [link](#).** The form will also be required of all new families registering in UCS for the first time. In addition to providing the parent information sheet, UCS physical education staff members and coaches will also take part in an on-line training program about concussions. For more information about concussions, please visit the recommended sites below from the Center for Disease Control:

- [Primary Link for concussions in young athletes at the Center for Disease Control and Prevention](#)
- [Facts about Concussion and Brain Injury](#)
- [How Can I Recognize a Possible Concussion?](#)
- [Resource Links About Concussions](#)

Pay to Participate Payments

Utica Community Schools offers PaySchools, an online system which allows you to make payments online via e-check or credit card. It can now be accessed from our school's website. Parents with students participating in fall sports are encouraged to use this system. It will be available as well for a variety of school-based programs. PaySchools offers easy and convenient online access 24 hours a day, seven days a week, an end to lost checks, the ability to view account history of purchases and the assurance of private and secure transactions. Not only is this service a convenience for you, it saves the district resources that can be spent on your child's education



[Stevenson Titan Athletics - Stevenson High School Sports ...](http://stevensontitans.com/)

stevensontitans.com

New jerseys, gear, entry fees, retreats – the wish list of opportunities to improve your teams is long, and often, the ways to finance them are short.

The transportation schedule will also be posted on <http://stevensontitans.com/> under the "schedules" tab

UCS District Information and Events

District K -12 Art Show:

- Dates: May 13-15, 2025
- Location: Sterling Heights Community Center, 40250 Dodge Park Rd., Sterling Heights 48313
- Time: 10:00 a.m. to 8:00 p.m.



A colorful poster for SUN Bucks Michigan Summer EBT. At the top, a wooden sign hangs with the SUN Bucks logo and the text "MICHIGAN SUMMER EBT". To the left is the "us NUTRITION SERVICES" logo, and to the right is the "us" logo. The background features a green sky with clouds and a yellow ground with green hills and trees. A white box in the center contains text about the program. At the bottom, a blue button with white text says "CLICK HERE TO APPLY FOR SUN BUCKS!".

SUN BUCKS
MICHIGAN SUMMER EBT

us NUTRITION SERVICES

us

SUN Bucks is the new name for the Summer EBT grocery benefit. Eligible families will receive \$120 per child to purchase groceries over the summer. Once your family is enrolled, SUN Bucks will be automatically added to your SNAP (Supplemental Nutrition Assistance Program) account or you will be issued a separate EBT (Electronic Benefit Transfer) card.

Families will be automatically enrolled in SUN Bucks if they are already enrolled in SNAP, TANF (Temporary Assistance for Needy Families.)

The Education Benefit Form (EBF) will not count towards this - you will need to enroll separately for SUN Bucks.

Apply by April 15, 2025 to be eligible for the first issuance of benefits in May 2025. Applications will be accepted on a rolling basis until August 31, 2025.

**CLICK HERE
TO APPLY FOR
SUN BUCKS!**

MAKE THE RIGHT CALL

2-1-1	9-8-8	9-1-1
COMMUNITY & SOCIAL SERVICES	SUICIDE & CRISIS LIFELINE	EMERGENCY SERVICES
 FOOD & SHELTER	 TALK	 PARAMEDICS
 EMPLOYMENT	 TEXT	 POLICE
 TAX ASSISTANCE	 CHAT 988lifeline.org/chat	 FIRE DEPART.
Call 24/7 and be connected to basic needs support	Call 24/7 if you ever feel stressed, depressed, or alone	



Babysitting Information – UCS

Babysitting course that will be offered at both Crissman Elementary and Messmore Elementary this semester. These classes are open to all UCS students ages 9 to 17. The flyers are below.



The flyer is for a course titled "Certified Babysitter/First Aid/CPR and Safe Home Alone". It features a blue background with green and yellow diagonal stripes at the top and bottom. Decorative icons include a red magnifying glass, a bandage, a baby's head, a heart with a pulse line, and alphabet blocks. The text provides details about the course, including its location at Messmore Elementary, the date and time (April 15th, 2025, 5:30-8:30pm), the cost (\$55.00), and that it is open to all UCS students. A QR code is provided for registration, along with the website ucsccommunityeducation.ce.eleyo.com and the phone number 586-797-6900. Logos for "Live Safe Academy" and "CEC UCS" are also present.

**Certified Babysitter/First Aid/CPR
and Safe Home Alone**

Learn to be safe and responsible. Build confidence. Have a competitive edge over other babysitters. One-day class. Topics include first aid, when and how to call 911, CPR with manikin practice, choking, and more! Students will also learn how to be safe and responsible when home alone, including what to do if somebody comes to the door and the importance of not giving out personal information.

Course #: 1021-WS25B
Messmore Elementary
April 15th, 2025
5:30–8:30pm
\$55.00
Open to all UCS Students

Register online or by phone
ucsccommunityeducation.ce.eleyo.com
586-797-6900
No refunds

CEC
ucsc



Certified Babysitter/First Aid/CPR and Safe Home Alone

Learn to be safe and responsible. Build confidence. Have a competitive edge over other babysitters. One-day class. Topics include first aid, when and how to call 911, CPR with manikin practice, choking, and more! Students will also learn how to be safe and responsible when home alone, including what to do if somebody comes to the door and the importance of not giving out personal information.

Course #: 1021-WS25A
Crissman Elementary
February 12th

Course #: 1021-WS25B
Messmore Elementary
April 15th



5:30-8:30pm

\$55.00

Open to all UCS Students



Register online or by phone
ucsccommunityeducation.ce.eleyo.com
586-797-6900

No refunds



The UCS Legacy of Learning

Pursue Excellence

Live Your Passion

Be Where You Belong



Attendance Area Update

The 2023 bond issue provides an opportunity for UCS to begin a transformation of its school facilities. As reconstruction and replacement plans move forward, a unique opportunity exists to evaluate long-standing issues with attendance areas and create a stronger sense of community by linking school boundaries.

By building, renovating and innovating, we are able to give more students access to facilities that are being redesigned with a vision that encourages growth and achievement.

A Vision for the Future



Utica Community Schools has begun the transformation of elementary buildings. The reconstruction of elementaries, beginning with DeKeyser Elementary this school year, follows our UCS Empowered Strategic Plan and creates a long-range vision to:

- Create additional layers of safety and security
- Support achievement through an environment that fosters engaged learning
- Provide teachers with the flexibility and technology for large and small group instruction
- Offer a modern look that will foster community pride and enhance the desirability and quality of life in neighborhoods

For more information, visit uticak12.org/buildingforthefuture.

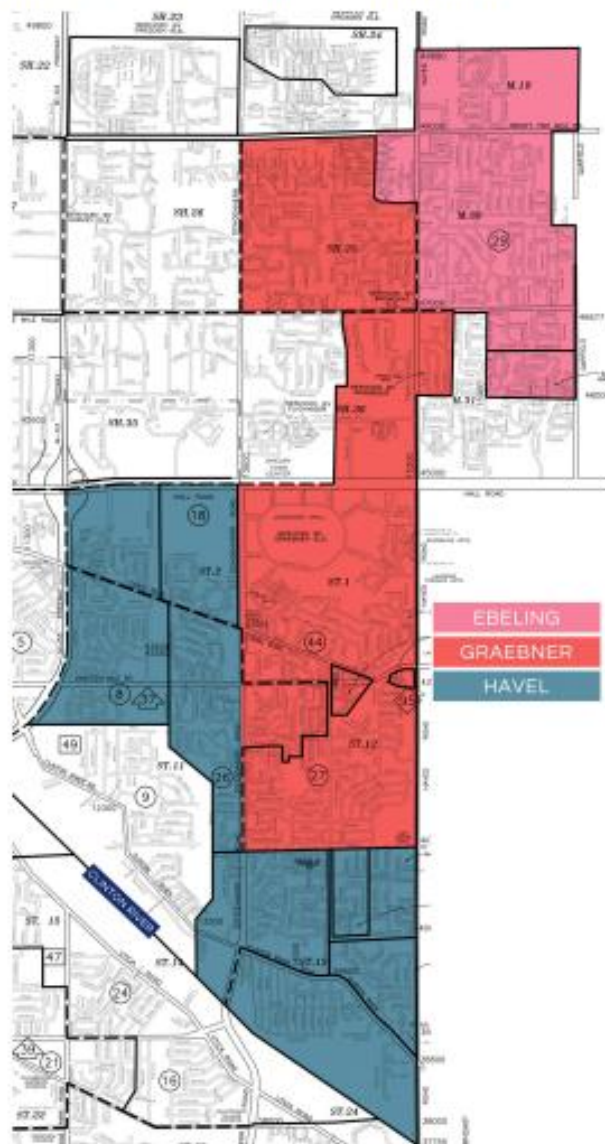
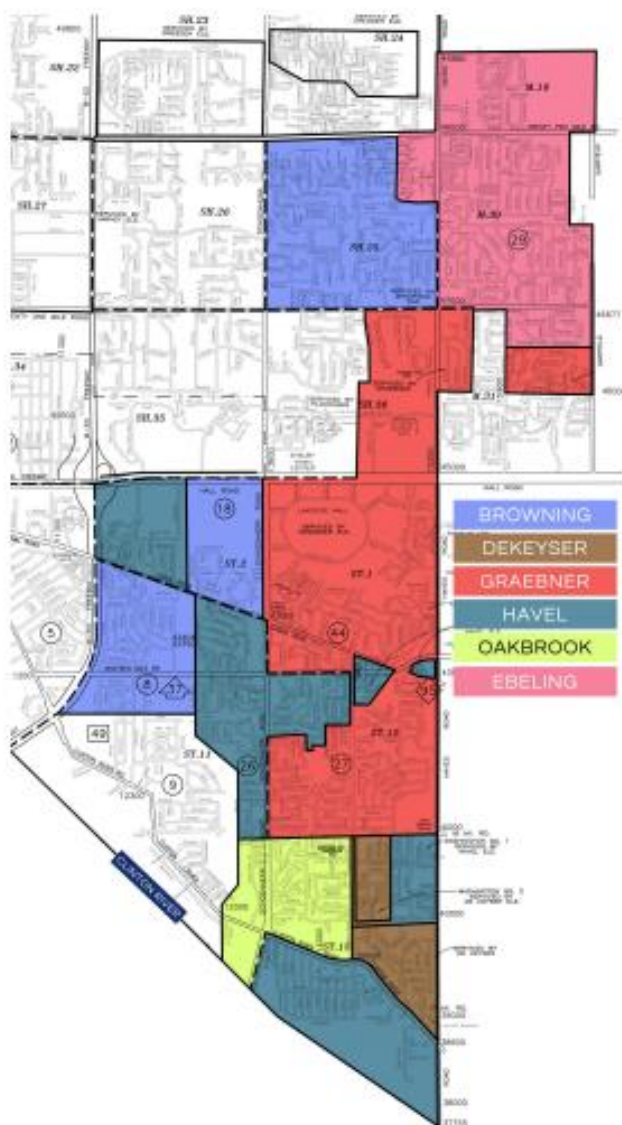
Overview

- Through the implementation of the 2023 bond issue, UCS is addressing long-standing issues within attendance areas that were largely developed 50 years ago.
- Currently, DeKeyser Elementary is under reconstruction. During the next two years, reconstruction will occur at Havel Elementary and Graebner Elementary.
- The following changes are being made under a plan for select schools in the Henry Ford II elementary feeder pattern:
 - Consolidation of the Browning Elementary attendance areas into Havel Elementary and Graebner Elementary.
 - Additional changes that follow the natural boundary of the Clinton River for the Havel Elementary attendance areas. Portions of Oakbrook and DeKeyser Elementary schools – which are separated from the schools by the Clinton River – will be combined with contiguous Havel Elementary communities.
 - A portion of Havel Elementary School where students cross Schoenherr Road will be merged with the neighboring Graebner Elementary community, which is closer in proximity to the neighborhood.
 - A small portion of Graebner Elementary in Macomb Township that is disconnected from its attendance area will be merged with a contiguous Ebeling Elementary neighborhood.

See page two for a detailed map of attendance area updates.

Attendance Area Updates

Below are current and revised attendance areas scheduled for fall of 2027. The attendance revision is made in conjunction with planned reconstruction at Havel Elementary and Graebner Elementary. The reconstruction work is part of a long-term vision for our schools that is focused on safety and designs that support innovation, growth and achievement. The revised attendance areas provide more students access to reconstructed elementary schools and reconnect communities.



More Information - www.uticak12.org/buildingforthefuture
Feedback/Questions - www.uticak12.org/feedback



The UCS Legacy of Learning

Pursue Excellence

Live Your Passion

Be Where You Belong



The design vision gives our students more space to work in groups on projects that develop essential skills such as collaboration, communication and problem solving.



The elementary classroom of the future remains focused on safety and provides an environment that gives teachers the flexibility to work with individuals and in small and large groups.

Reimagining UCS Elementary Schools

Thanks to UCS voters, our school district is embarking on a transformative approach to how our elementary school facilities will support future generations of learners.

As work began this summer, the reconstruction of DeKeyser Elementary is demonstrating our vision for the future.

By building, renovating and innovating, UCS is able to update elementary schools districtwide with facilities that encourage growth and achievement.

Through this transformation, the new design will:

- Create additional layers of safety.

- Support achievement through space that fosters learning communities.
- Provide teachers with the flexibility and technology for large and small group instruction.
- Provide a modern look that grows community pride and enhances property values.

For more information:

www.uticak12.org/safetyandsuccess



**UTICA
COMMUNITY
SCHOOLS**

Attendance Area Review

With the reconstruction of elementary schools, Utica Community Schools is able to address long-standing issues related to school attendance areas.

The attendance areas for UCS were introduced in most cases when the facilities opened more than 50 years ago.

As a result, some neighborhood subdivisions are geographically disconnected from neighboring communities with boundaries that do not take advantage of major landmarks and roadways.

Currently, the district's citizens Enrollment Distribution Advisory Committee is reviewing patterns for elementary schools feeding into Henry Ford II High School. A plan will be shared with the community by mid-December.

Through this review, neighborhood schools would foster a stronger sense of community and provide more students with access to updated facilities that encourage growth and achievement.

The 2023 Bond Issue – Improving every school with a focus on safety

The \$550 million bond issue represents the largest facility improvement investment in the history of Utica Community Schools.

The bond issue, supported by 70 percent of district voters in 2023, is focused on safety and provides improvements at every UCS school.

Examples of projects that are benefiting schools districtwide include:

- Additional layers of safety, such as replacement of doors, installation of safety locks, and shatter-resistant glass.
- Walls and doors installed at former "Open Concept" schools. These were completed in 2024.

- Improved parking lots through redesigns and/or repaving.
- Install new playground equipment and replace playground surfacing at all elementary schools.
- The continued implementation of the school district's long-range facility improvement program, including roofs, heating and cooling systems, and electrical and plumbing infrastructure.
- Improved athletic fields for all high schools and fan-friendly stadium renovations. This project is scheduled to begin in the spring.

To see a list of projects by school with updated timelines, please see our website: uticak12.org/safetyandsuccess

BOARD OF EDUCATION

Mary K. Thomas, Ph.D, President
Denyeal Nesovski, Vice President
Michele Templeton, Treasurer
Kelli Rankin, Secretary

Kimberly Becker, Trustee
Steven R. Meyer, Ph.D., Trustee
Machelle Fitzpatrick, Trustee

Robert S. Monroe, Superintendent of Schools

Health Plan Information

Utica Community Schools is committed to providing a healthy and safe environment for each of our students. A health plan is required to be completed at the beginning of every school year. Health plans should be completed for any condition that may involve special dietary considerations, activity accommodations, medications, or treatment of urgent problems. Completion of health plans allow our staff to take the best possible care of your child.

A physician signature is required on all health plans. Any medications that are to be distributed by school staff or used by your student at school must have an Authorization for Medication form completed and signed by a physician, including any over-the-counter medications. Health Care Plans and Authorization for Medication forms are available at [Resources and Forms / Resources and Forms \(uticak12.org\)](https://uticak12.org/Resources-and-Forms/)

Depending on your child's diagnosis, the following forms are required by the school:

- **Food Allergies/Insect Allergies/Latex Allergies***
 - FARE Food Allergy and Anaphylaxis Emergency Care Plan
 - Michigan Department of Education Medical Statement to Request Special Meals and/or Accommodations (Special Diet Statement form),
 - Two (2) Authorization for Medications (for an antihistamine and for Epinephrine)
- **MDE Dietary Accommodations (Special Diet Statement)**
 - Required for Food Services for students with Food Allergies or other health conditions requiring specific meal accommodations.
- **Asthma***
 - Asthma Health Care Plan
 - Authorization for Medication for a rescue inhaler.
- **Seizure***
 - Seizure Health Care Plan
 - Authorization for Medication for rescue medications and/or other medications.
- **Diabetes***
 - Diabetes Health Care Plan
 - Diabetes Medical Management Plan from your Endocrinologist
- **Heart Condition***
 - Heart Condition Health Care Plan
- **Any other diagnosis***
 - General Health Care Plan
 - Authorization for Medication if needed

Two transportation forms, with a COLOR photograph of your child attached to each, is required for students who ride a bus.

Please return all the necessary, completed, and signed forms to Mrs. Gipson at your earliest convenience. Forms can be delivered to the main office or emailed to Patrice.Gipson@uticak12.org

Your cooperation will help ensure a safe and healthy school year. Any questions can be directed to the district nurses:

Emily Duzey, RN	emily.duzey@uticak12.org	586-980-0743
Megan Holmes, RN	megan.holmes@uticak12.org	586-980-0731
Brandolyn Mondoux, RN	brandolyn.mondoux@uticak12.org	586-703-0647
Tiffanie Polizzi, RN	tiffanie.polizzi@uticak12.org	586-719-2793
Rebecca Rosbolt, RN	rebecca.rosbolt@uticak12.org	586-405-7493

2024 – 2025 School Calendar Information

2024-2025 Calendar	
August 27	First Day of School All K-12 Students- Elementary Student Half Day
August 30	No School for K-12 Students
September 2	No School for K-12 Students - Labor Day
September 18	No School for K-12 Students
October 10	Secondary Student Half Day - All Secondary Afternoon Conferences, High School only Evening Conferences
October 16	No School for K-12 Students
October 17	Junior High School Only - Evening Conferences
October 31	Elementary Student Half Day
November 1	Elementary Student Half Day - End of Marking Period
November 5	No School for K-12 Students - Election Day
November 7	Elementary Student Half Day - Afternoon Conferences
November 27-29	No School for K-12 Students - Thanksgiving Break
December 18	Secondary Student Half Day - Exams
December 19	Secondary Student Half Day - Exams
December 20	All Students K-12 Half Day - Exams and End of Marking Period
December 23 - January 3, 2025	No School for K-12 Students - Winter Break
January 20	No School for K-12 Students - Martin Luther King Jr. Day
February 17-21	No School for K-12 Students - Mid-Winter Break
March 21	Elementary Student Half Day - End of Marking Period
March 24-28	No School for K-12 Students - Spring Break
April 18	No School for K-12 Students – Good Friday
May 26	No School for K-12 Students - Memorial Day
June 9	Secondary Student Half Day- Exams
June 10	All Students K-12 Half Day - Exams
June 11	All Students K-12 Half Day - Exams and Last Day of School
<i>*Please note - The calendar is contingent on the State of Michigan consideration for an early start.</i>	

Employment Opportunities

Several Utica Community Schools employment opportunities are anticipated to be available for the 2024-2025 school year. This includes but is not limited to professional positions, paraprofessionals, bus drivers, food services, school-age childcare, trades, mechanics, and other important support work. District personnel serve as excellent ambassadors for the organization and are encouraged to promote the UCS employment website to persons interested in being part of the UCS team. Related resources include:

- The district general employment website can be found at <https://uticak12.tedk12.com/hire/index.aspx>. Interested people must follow the described process for each position. Internal candidates are reminded to indicate their status as internal when creating their profile in the applicant system.
- In addition to the general employment website, some position postings are additionally and/or separately distributed internally within the organization to promote or foster interest from existing staff who may not be regularly reviewing the website.
- EDUStaff opportunities please visit <https://www.edustaff.org/>.

Save the Date – Utica Community Schools Events

District Elementary Math Tournament

- May 1, 2025
- Location: Utica High School
- Time: 4:30 p.m. – 8:30 p.m.

District Art Show

- May 13 – May 15, 2025
- Location: Sterling Heights Community Center
- Time: 10:00 a.m. – 8:00 p.m.

Michigan School Meals

All meals are free this year thanks to the Michigan School Meals law (8A, 8B). Students that would like to be eligible for benefits, such as pay-to-participate sports, college entrance fees, AP testing fees and more still need to fill out the Education Benefits Form or the School Meals Form. These forms are available at <https://utica.familyportal.cloud>. Please encourage your parents to fill out these forms (8C) to ensure we receive our Title I and other specialized funding from the state. Paper applications are arriving at your schools this week. For Elementary schools, please only send 1 copy home with either the oldest or the youngest child in the family. Secondary schools, please have paper copies available in your main offices.

Meal Magic Family Portal and Menus

Families that wish to put money in their students' Meal Magic account(s) via credit card will need to create a Family Portal account. Please go to <https://utica.familyportal.cloud> to create the account. This is also where parents can fill out the Educational Benefit Forms (EBF). Menus are online at <https://uticak12.nutrislice.com>.

Allergy Forms

Students with food allergies that wish to use school meals must have a Special Dietary Needs form (9A) filled out and signed by a physician. Forms need to be submitted to the office of Food and Nutrition Service. Without this form we cannot make accommodations. This form must be updated every year to ensure accuracy. Since all schools have vegetarian options available, parents do not need to fill out a form for this option. [Resources and Forms / Resources and Forms \(uticak12.org\)](#)
[Food & Nutrition Services / Food Service Home Page \(uticak12.org\)](#)

Allergens Form

We take food allergies and student safety very seriously. If your student has any food allergies, please have your physician fill out the MDE Dietary Needs Form and return it to the food service office. [MDE Special Diet Form](#).

- You must fill out a physician signed MDE Special Needs Accommodation form and send it to the Food Service office. Without this, we cannot make any accommodations. Please make sure to be specific in regard to the allergy (Example: all dairy or just fluid milk intolerance, etc.)
- Because allergies can change, you MUST fill out a new form EVERY YEAR.
- You must indicate to your child's school which days and which menu item you would like at least 48 hours in advance. We will not automatically have these available if we do not hear from parents in advance.
- A vegetarian and nut free options are available every day, so please see the regular menu.
- Juice or water are not acceptable substitutes per USDA guidelines. At this time, we have Kikkoman Soy milk as a substitute. You're welcome to send in your own milk with your child if they don't like it.
- We will do the best we can to accommodate other requests, but there may be some limitations. For questions, please call our food service office at 586-797-1180

Information from School District Nurse

The flu season will continue through April. We wanted to provide you with some flu prevention tips:

- Hand washing is the best preventer of illness. Wash your hands often and especially before eating food, after using the bathroom, and after blowing your nose, coughing or sneezing. The CDC has a Handwashing Heroes Social Wall where you can send in pics of your kids washing their hands at: <https://www.cdc.gov/handwashing/heroes.html>
 - **Wet** your hands with clean, running water (warm or cold), turn off the tap, and apply soap.
 - **Lather** your hands by rubbing them together with the soap. Be sure to lather the backs of your hands, between your fingers, and under your nails.
 - **Scrub** your hands for at least 20 seconds. Need a timer? Hum the “Happy Birthday” song from beginning to end twice.
 - **Rinse** your hands well under clean, running water.
 - **Dry** your hands using a clean towel or air dry them.
- Cover your mouth and nose with tissue when you cough or sneeze
- Please do not send students in sick—they must be fever free for 24 hours without the use of Tylenol or Motrin
- See your doctor right away with symptoms to see if your child can get on medicine to help decrease symptoms or length of illness

New District App

Utica Community Schools has a new mobile app! Search for 'Utica Schools' in your phone's app store and download the free app to stay up-to-date on district and school news. The old mobile app 'Utica Community Schools' is no longer supported and should be deleted from your devices. Download at the App store [here](#) and Google Play [here](#).

UCS Wellness Podcast

The UCS Wellness team is pleased to share the release of the fifth episode of the UCS Wellness Podcast. The team worked with community members to create a podcast regarding different physical, mental and social health areas for UCS staff, students and families. These podcasts are available on the UCS Wellness page: [UCS Wellness - Utica Community Schools \(uticak12.org\)](https://uticak12.org)

UCS School Safety and Success Information

MULTI-LAYERED APPROACH TO SAFETY & SUCCESS

At Utica Community Schools,
everyone has a role to play
in the safety and success of
our students.

STANDARD RESPONSE PROTOCOLS:

A uniform response that is
clear for any crisis.

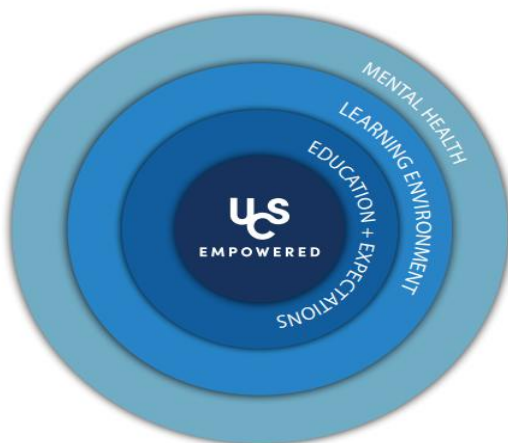
Hold! In the room or area and
clear the halls.

Secure! Get inside. Lock
outside doors.

Lockdown! Locks, lights, out
of sight.

Evacuate! (A location may be
specified)

Shelter! Hazard and safety
strategy.



EDUCATION + EXPECTATIONS

- **Training** – Staff have been trained in protocols related to incidents, threat assessments, CPR and medical response, and Automatic Defibrillator use.
- **Emergency Operations Plan** – Each school maintains an Emergency Operations Plan that identifies protocols and responses to a wide variety of school related safety issues.
- **Director of Safety and Management Services** – This role supports implementation of safety protocols and practices throughout the district.

LEARNING ENVIRONMENT

- **Secure Entryways** – All visitors must be buzzed into the facility and enter through the main office area.
- **Swipe Door System** – All exterior doors are locked and can only be accessed through computer swipe badges issued to staff.
- **Door Locking System** – Door hardware has been replaced to improve locking system and Night Locks have been installed.
- **Security Cameras** – Cameras can be accessed by law enforcement in emergency situations.
- **Larger Entryways** – Currently reviewing options for the schools to have safety plans for large entryways like gyms and media centers.
- **School Resource Officer** – Law enforcement officer assigned to each comprehensive high school.
- **School Security Specialist** – Former law enforcement officers hired by the district are assigned to each junior high school and all “open concept” elementary schools.
- **Law Enforcement** – Our local law enforcement agencies work directly with the entire district to identify and implement best practices for a safe learning environment.
- **Common Language** – Working on standard language that everyone in the school understands if a problem occurs.

MENTAL HEALTH

- **UCS Wellness** – Resources to provide guidance and awareness of mental health services.
- **Communication** – The district is working with school counselors on understanding common safety communication and language.
- **SMART Moves & DARE** – Education provided by law enforcement partners to promote positive decision making.
- **Training** – Staff members are trained in Trauma-Informed and Resilient Schools through Starr Commonwealth.
- **CARE of Southeastern Michigan Partnership** – Provides referral assistance for students in need of behavioral health services.
- **OK2SAY** – A student safety program which allows students to confidentially report tips on potential harmful or criminal activities directed at students and the school.
- **Character Strong** – A research-based K-12th grade wellness curricula and professional learning service that positively impacts lives.
- **MI-BEST (Macomb Intermediate Behavioral & Emotional Support Team)** – Counseling services provided to UCS students through a referral system.

<https://www.uticak12.org/ucssafety>

Information Regarding the Next Phases of the Bond Project

This summer begins the most comprehensive facility improvement project in the history of Utica Community Schools. Over the next several years, renovation and construction projects across our district will address critical building needs and start the process of transforming our buildings to support future generations of students.

Safety remains the priority for the first phase of our bond issue. At Davis Junior High and other district schools, improvements will include door replacements with metal door frames as needed, upgrades to shatter-resistant glass, corridor entryway enhancements and the continued implementation of our nightlock system.

More information on the summer and fall 2024 projects is at this [link](#). In addition, the “Bond Project List by School” link on the page has been updated for additional scheduled improvements at Davis Junior High and those in our attendance areas.

Over the next few months, Utica Community Schools will be sharing more information on the strategic vision of UCS school facilities. Thanks to our voters, we are in a unique position to transform our facilities in a way that provides additional layers of safety, builds community pride, and creates spaces that will give our staff the tools they need to empower our students.

WHAT'S NEXT FOR UCS?

PROJECT PROPOSALS FOR DAVIS JUNIOR HIGH SCHOOL



SAFETY

PHASE 1: Projects in this phase will be scheduled for summer 2024 through 2026

- Create additional layers of security to limit access for exterior entry points at main entrance and corridors, such as shatter-resistant glass
- Improve traffic flow patterns
- Replace drinking fountains with water bottle filling stations

SUCCESS

- Modernize school sign with digital technology
- Upgrade kitchen and serving area
- Improve exterior landscape

PHASES 2-5

- Upgrade network infrastructure
- Upgrade security systems (cameras and access control)
- Improve the track and bleachers

- Improve exterior façade
- Upgrade the gym's lighting and audio system
- Renovate the media center
- Renovate restrooms
- Upgrade plumbing and HVAC systems
- Upgrade power systems
- Upgrade exterior lighting systems
- Purchase instructional technology equipment for classrooms
- Purchase computers for students and staff
- Purchase classroom furniture
- Purchase media center furniture

PROJECTS IN PROCESS/COMPLETED

- Replace interior door hardware to integrate improved locking system based on industry-level safety standards*
- Replace public address system*

*Funded by 2018 bond issue



UTICA
COMMUNITY
SCHOOLS

WWW.UTICAK12.ORG/SAFETYANDSUCCESS

SUPPORT YOUR FAMILY'S WELL-BEING

Dear Families,

We are committed to the well-being of our students, staff, and families to create a safe and healthy learning environment. In support of our ongoing commitment, we partnered with Care Solace to provide an additional layer of care for our community.

Care Solace helps individuals find mental health care providers and substance use treatment centers. Their Care Companion™ team is available 24 hours per day, 7 days per week, and 365 days per year to quickly connect you to carefully verified providers in your community.

Students, staff, and families may access Care Solace services in two ways:

- Call (888) 515-0595 at any time. Support is available in 200+ languages. A dedicated Care Companion™ will help you every step of the way to research options, secure appointments, and follow up to make sure it is a good fit.
- For an anonymous search, answer a few questions to get matched with an extensive list of care providers at caresolace.com/utica.

Care Solace is now available for use **at no cost to you**. They will connect you with providers accepting all medical insurances including Medicaid, Medicare, and sliding scale options for those without insurance. All information entered on the Care Solace tool is completely confidential and securely stored.

Please note, this service is an optional resource available by choice and is not mandatory to use. Care Solace is not an emergency response service or mental health services provider. In the event of a life threatening emergency, please call 9-1-1 or the National Suicide Hotline 1-800-273-8255.

If you are interested in counseling-related services for your child, yourself, or another family member, please contact Care Solace for valuable assistance. This is a complimentary resource provided by Utica Community Schools.

care-solace.

Calming the Chaos of Mental Health Care

Michigan Merit Curriculum Information

Here is some information out of the junior high handbook in regard to Michigan Merit Curriculum and credits needed for graduation. The information is pasted below. The link for the handbook information is

<http://www.uticak12.org/uticawebsite/handbook/>

GRADUATION REQUIREMENTS			
SUBJECT AREA	DESCRIPTION	PERSONAL CURRICULUM GRADES 10-12	MODIFICATIONS
English Language Arts 4 Credits	Aligned with subject area content expectations developed by the Department and approved by the State Board of Education. • English 9 or Honors English 9 • English 10 or Honors English 10 • English 11 or AP English Language & Composition • English 12 or AP English Literature & Composition • EL English Level 1, 2, 3, or 4	No Option for Personal Curriculum.	AP Seminar may replace English 11 or 12 requirement if AP Seminar is taught by an English Certified teacher.
Mathematics 4 Credits	Aligned with subject area content expectations developed by the Department and approved by the State Board of Education. • Algebra I • Geometry • Algebra II • One additional math or math-related credit in the final year of high school	For Personal Curriculum Math Options , visit UticaK12.org/GraduationRequirements . Note: Must align with Educational Development Plan.	No Modification.
Science 3 Credits	Aligned with subject area content expectations developed by the Department and approved by the State Board of Education. • Biology • Chemistry or Physics • 1 additional Science credit	No Option for Personal Curriculum.	No Modification.
Social Studies 3 Credits	Aligned with subject area content expectations developed by the Department and approved by the State Board of Education. • 5 Civics • 5 Economics • U.S. History and Geography • World History and Geography	All students: Complete 2 credits in social studies, including civics. Personal Curriculum Options: One additional credit in English Language arts, mathematics, science or in a language other than English. OR Complete a formal Career Technical Education program (see Note V at UticaK12.org/GraduationRequirements). Note: Must align with Educational Development Plan.	No Modification.
Health and Physical Education 1 Credit	Aligned with subject area content expectations developed by the Department and approved by the State Board of Education.	Personal Curriculum Options: One additional credit in English Language arts, mathematics, science or in a language other than English. OR Complete a formal Career Technical Education program (see Note V at UticaK12.org/GraduationRequirements). Note: Must align with Educational Development Plan.	Physical Education credit may be awarded through a flex option for students who participate in district approved extracurricular physical activity.
Visual, Performing, Applied Arts, CTE 1 Credit	Aligned with subject area content expectations developed by the Department and approved by the State Board of Education. One credit must be in the area of Visual, Performing or Applied Arts.	Personal Curriculum Options: One additional credit in English Language arts, mathematics, science or in a language other than English. OR Complete a formal Career Technical Education program (see Note V at UticaK12.org/GraduationRequirements). Note: Must align with Educational Development Plan.	No Modification.
Online Learning Experiences	Online course or learning experience. OR Online experience is incorporated into each of the required credits.	No Option for Personal Curriculum.	No Modification.
World Languages 2 Credits	Students must complete 2 credits in grades K – 12 that are grade appropriate in a language other than English or course work or other learning experiences that are substantially equivalent to 2 credits.	No Option for Personal Curriculum.	Students may fulfill 1.0 credit with a formal Career Technical Education program or curriculum (see Note V at UticaK12.org/GraduationRequirements). OR Visual, Performing and Applied Arts course, plus 4 additional elective credits.
Michigan Merit Exam	Students must participate		Defined by the State of Michigan applicable to Special Education students.
Available Endorsements	UCS Seal of Global Language Multi UCS Seal of Global Language proficiency pathways exist. For qualifying information, visit UticaK12.org/GlobalLanguage	STEM Endorsement • 6 math credits • 6 science credits • 0.5 technology activities credits • 0.5 engineering activities credits	AP Capstone Diploma Score of 3 or higher on the following exams: • AP Seminar Exam • AP Research Exam • 4 additional AP Exams

For complete graduation requirement details, visit UticaK12.org/GraduationRequirements.