

# Davis Raider Review - November

## UCS Vision

Utica Community Schools, in partnership with our community, will empower students to positively transform their future and the world.

## UCS Mission

Utica Community Schools ignites a passion for learning in all students. We strengthen our community by welcoming all learners, honoring culture, and inspiring remarkable growth and achievement.

## Davis Mission

Davis Junior High will work collaboratively to unlock learning passion through relevant experiences including academic knowledge, technical competency, and professional skills to provide students with a competitive career advantage.

<https://davis.uticak12.org/>

## Thanksgiving Message from Davis Junior High School

Davis Families,

We are thankful for you!

As we prepare to take time off from school for Thanksgiving break, we are grateful for everyone who has helped to restore a routine for showing up to school while supporting students and families.

Daily routines are essential for reducing stress and creating a sense of security for students and adults. Please continue to take steps to keep your child healthy and send them to school unless they are truly sick. Every day of school is an important opportunity for students to learn as well as connect to peers and their teachers.

We thank:

- Our students and their families do their best to show up to class every day even when it isn't easy.
- Our teachers who have gone above and beyond to make school a welcoming learning environment where students can thrive.
- Our administrators who help us work together to ensure we are healthy and safe, feel a sense of community and experience the excitement of an engaging learning environment.
- Our many, many healers and helpers - the support staff and community volunteers who provide the extra hands and attention our children need.

May these days off be restful and healing.

If your family or your child needs support, please contact the main office and we can put you into contact with your child's counselor for assistance.

We look forward to seeing you again when school resumes on Monday, December 2.

Thank you for partnering with us!

## Week at a Glance

### November

27-29 No School - Thanksgiving Break

### December

2	School Resumes	
2	Medical Club Rm - 318 LaRue	3:15-4:15pm
2	Boys Basketball Game Bemis	7 <sup>th</sup> - 4:00 8 <sup>th</sup> - 5:30pm
3	Art Club Mrs. Borowski: Rm - B207	3-4:30pm
5	Tutoring (Must Sign Up Prior - <a href="mailto:jabourit@stu.uticak12.org">jabourit@stu.uticak12.org</a> )	C Pod Lecture 3:00-3:50pm
5	Pathways to Success Henry Ford	6:00-8:30pm
5	Boys Basketball Game Malow	7 <sup>th</sup> - 4:00 8 <sup>th</sup> - 5:30pm
6	8 <sup>th</sup> Application for Specialty Programs Open	4:00pm

## Down the Road Items – Continue to Monitor Future Raider Reviews for Additional Dates and Events

### December

9	Boys Basketball Game Eppler	7 <sup>th</sup> - 4:00 8 <sup>th</sup> - 5:30pm
10	Art Club Mrs. Borowski: Rm- B207	3-4:30pm
11	7th Web Activity (Details Coming Soon)	6 <sup>th</sup> hour
12	Tutoring (Must Sign Up Prior - <a href="mailto:jabourit@stu.uticak12.org">jabourit@stu.uticak12.org</a> )	C Pod Lecture 3:00-3:50pm
12	Boys Basketball Game	7 <sup>th</sup> - 4:00 8 <sup>th</sup> - 5:30pm
16	Boys Basketball Game	7 <sup>th</sup> - 4:00 8 <sup>th</sup> - 5:30pm
18	Half Day - Exams 1&2	8:10-11:12am, 1 <sup>st</sup> : 8:10 - 9:38, 2 <sup>nd</sup> : 9:44 - 11:12
19	Half Day - Exams 3&4	8:10-11:12am, 3 <sup>rd</sup> : 8:10 - 9:38, 4 <sup>th</sup> : 9:44 - 11:12
19	Boys Basketball Game	8 <sup>th</sup> - 4:00 7 <sup>th</sup> - 5:30pm
20	Half Day- Exams 5&6	8:10-11:12am, 5 <sup>th</sup> : 8:10 - 9:38, 6 <sup>th</sup> : 9:44 - 11:12
20	End of Marking Period	
20	8 <sup>th</sup> Application for Specialty Programs Due	4:00pm
23	Winter Break	

### January

3	Winter Break continued
6	Return to School

## UAIS National Honor Society Tutoring Club

Tutoring will run every Thursday from 3:10-4:00pm. If you expect to be attending tutoring for that week, sign up for a slot and preferably enter the subject(s) that you need help with in the comment. Please don't sign up if you don't plan to attend as we have limited spots. The link is <https://www.signupgenius.com/go/10C094CA5A82AA5F5CF8-53143777-davis>

## UCS Specialty Program Video Links - [UCS Specialty Programs - YouTube](#)

## Davis Spirit Wear

We will be using Clothing Graphics for Davis Spirit Wear [Davis spiritwear \(clothinggraphics.com\)](http://clothinggraphics.com)

## 9<sup>th</sup> Grade (High School Attendance)

When a student has accumulated 11 absences in any one class over the course of a semester, the student will be notified in a meeting with an assistant/associate principal that they have lost credit in that class and that they are placed on an attendance contract to earn the credit back. There are two parts to a contract, and they are below:

- First, the student must pass the class with a D- or higher.
- Second, the student will show improvement in attendance in ALL classes. Improvement is determined on a sliding scale which allows for 1 absence for every three weeks (rounded up) left in the semester for each class.

## Notice to Parents of Students Needing Medications Stored in the Main Office

In preparation for the school year all health plans and authorization for medication forms should be returned to the office before the first day of school with any required medications. All medical forms can be accessed here: [Resources and Forms / Resources and Forms \(uticak12.org\)](https://uticak12.org/Resources-and-Forms/) If you do not have access to the website, please contact the Davis office to arrange for copies to be picked up. If your child takes the bus, you will also be asked to complete two Transportation forms. Please return one to the school office when you bring your Health Care Plan, and the second should be handed to the driver on the first day of school, both with color pictures attached. Transportation requires this be done promptly to ensure the driver is aware of any potential emergencies. If you have any questions or specific concerns, please feel free to contact your school nurse at [rebecca.rosbolt@uticak12.org](mailto:rebecca.rosbolt@uticak12.org).

## Perfume and Cologne in School

Davis Junior High has several students and staff members who have allergic reactions to strong perfumes, after-shave and men's cologne. The reactions range from mild to severe headaches that result in nausea and being sent home from school. These strong smells trigger asthma attacks and at times, students need to receive medical attention. We are asking students to put on their favorite fragrance once in the morning before school. Please do not bring in bottles and sprays of cologne, after-shave and perfume to re-apply throughout the day. Thank you for your cooperation and help with this!

## Yearbooks to Order

Yearbooks can be pre ordered from the same site as the picture site above with the following code: 25DAVISYB.

# 2024-25 Davis Jr High

## Yearbook Ordering

**Sales Start Now & Go Thru December 20th, 2024**

Yearbook without personalization - \$40.00  
(Cash, Checks & Online)

Personalized Yearbook  
with Name & up to 4 Icons = \$49.00 (Online Only Sales)



**To order your yearbook, visit**  
**[www.KaiserStudio.com](http://www.KaiserStudio.com)**  
Click "Order Pictures";  
Select the "Order Pictures Here" option;  
Enter the School ID Code (to the left)  
or **SCAN THE QR CODE**



School ID Code:  
**25DAVISYB**

**KAISER STUDIO**  
SCHOOL PORTRAITS & YEARBOOKS  
1825 Birchwood Drive • Troy, Michigan 48063  
Customer Service: Mon-Fri 8:30am - 4pm - (248)619-9119

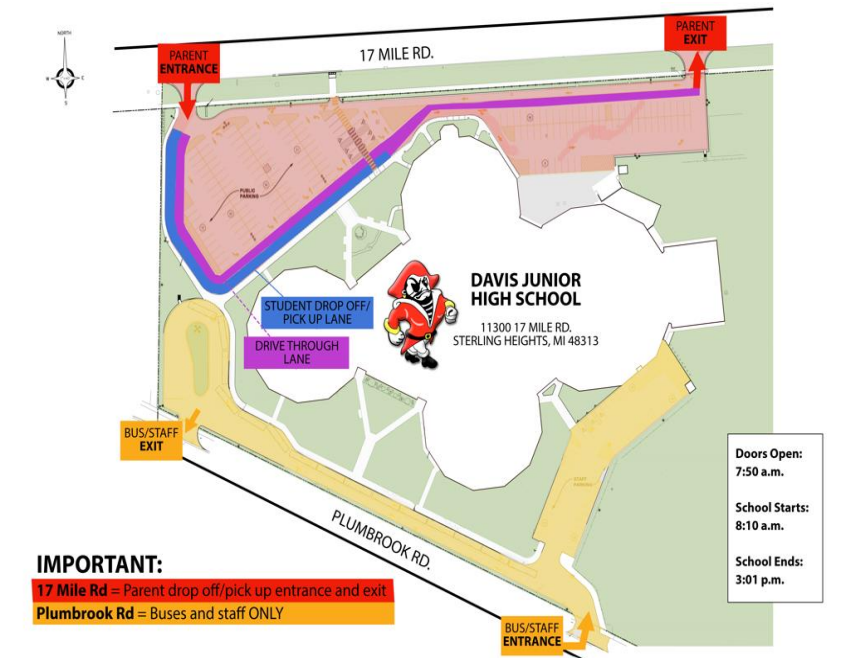
## Safety and Security – Front Doors

The front doors will be locked during school hours. To gain access at Door #2, ring the button near the far-left door at the main entrance. Office staff will see you through the security camera and unlock the doors if deemed appropriate. Please report directly to the main office and **be prepared to show identification**.

## School Drop Off Information (Parking Lot Map)

Please see the map below for the parent entrance regarding the drop off and drive through lane in front of the school.

**Parents should drop their child off and proceed to the exit as marked on the map below.** Cars should not be using the drop off lane to park. We anticipate it will take some time for the flow of the parking lot drop off to work itself out. Please exercise patience and caution at arrival times!



## Sports Physicals

For the 2024 - 25 school year, a sport physical is required for all students who participate in sports. A physical examination must be completed on or after **April 15, 2024** to be considered a valid physical for the 2024 - 2025 school year. The MHSAA two-page physical form has not changed and remains on the district athletic page as well as on MHSAA.com. [Click here to be redirected to the MHSAA Website](#)

## Athletic Events – Home Games (Davis Junior High) – Fall, Winter, Spring Athletics

Students that are attending any home athletic events at Davis Junior High **must have a valid school ID card and be accompanied by a parent**. Students are not allowed to attend the event without these two criteria and should not be dropped off at school. Students that are without a parent will be asked to contact a parent to be picked up.

## Athletic Participation and Tryouts

Students must have passing grades and good citizenship to participate in athletic events. For 7<sup>th</sup> and 8<sup>th</sup> grade students that want to tryout the following criteria is utilized by athletic teams:

- 7<sup>th</sup> and 8<sup>th</sup> - Any student that failed three or more classes from the previous reporting period (semester/marketing period) and has three or more low citizenship marks of U or N from the previous reporting period (semester/marketing period) may not try out for an athletic team.
- Students that make an athletic team and earn failing grades and/or have low citizenship marks (N or U or combination) will be placed on academic probation during the season. The criteria above is utilized for weekly athletic eligibility checks with grades (three or more failed classes) and citizenship (three or more Ns or Us).
- Must be in school for 3 hours to play.

## Davis Junior High Communication Flowchart Process

Parents transitioning from elementary to junior high school often wonder the best way to have their question or concern addressed. It is easy to become discouraged when attempts to communicate with school officials are not addressed only to be referred to others to resolve a problem their child may be experiencing in school. In order to help parents with this process and assist in efficiency, the ***“Davis Junior High School Communication Process Flowchart,”*** has been created. This sequence is in place to make sure your questions and concerns are addressed to the proper school official. It is our hope that the flowchart will be utilized as a way to direct your question or concern so that it may be handled by the appropriate school official and responded to quickly. ***As always, classroom concerns and questions should be directed to the specific teacher involved.*** The chart is listed within this newsletter, will be available at Raider Day and will also be available on the website for parents for future reference. Please note that our office staff will be trained to help assist parents with this process and in many cases, you will be referred to the first level in order to provide you with the most direct staff member.

### ***Davis Junior High School Communication Flowchart Process***

**Most parent and community questions are easily and completely answered by communicating directly with the staff member closest to the situation.** As you move further along the flowchart, the staff is less directly involved and usually needs additional time to research the situation before they can give you an answer. If you do not hear back from the person you have contacted within **two (2) business days**, it is appropriate to reach out to them again before moving along to the next level of the flowchart. We do not expect your questions or concerns to go unanswered for a long period of time. Each situation should first be addressed at whatever level the initial action was taken with appeals moving on to the next level on the ***“Communication Process Flowchart.”*** The easiest way to communicate is via e-mail while a phone call is the next preferable way.

**Davis Junior High Communication Process Flowchart**

Davis Junior High Communication Process Flowchart					
Area of concern	First Level	Second Level	Third Level	Fourth Level	Fifth Level
Instruction/Curriculum	Teacher	Counselor	Assistant Principal	Principal	Board Office
Athletics	Coach	Davis Athletic Director	Principal	District Athletic Director	Board Office
Special Education	Teacher	Special Education Staff	Counselor	Principal	Board Office
Student Concerns/Guidance/Health Related Concerns	Teacher	Counselor	Assistant Principal	Principal	Board Office
Classroom Discipline	Teacher	Counselor	Assistant Principal	Principal	Board Office
Non – Classroom School Discipline	Teacher	Counselor	Assistant Principal	Principal	Board Office
Classroom Concerns	Teacher	Counselor	Principal	Board Office	
Scheduling Concerns/Changes* (See Below)	Teacher*	Counselor	Principal	Board Office	
Transportation	Bus Driver	Assistant Principal (Discipline)	Transportation Supervisor	Board Office	

**Scheduling Concerns/Changes\*** – In order to process a schedule change, parents must first have met with the teacher and put a plan in place to support the struggling student. If after several weeks, the student is still struggling, it would be appropriate to move to the second level.

**Please note - Classroom questions concerning your child should be addressed with your child’s teacher before contacting the counselors and/or school administration.** Allow for **two (2) business days for a response**. If no response is received from a teacher during that time, send a second email or phone call to that teacher. Please note that compliments or acknowledgements of positive events can be directed to everyone along the chain. All of us appreciate hearing that there is something good that has happened. We all look forward to a wonderful school year with few complaints!

### **Guidelines for Parent Communications to Teachers and Staff**

The purpose of this section is to serve as a general guide for ensuring effective communication from parents to teachers, staff and administrators. Communication refers to both the sending and receiving of information, such as email and notes, and verbal communications such as telephone conversations and face-to-face meetings. In order to ensure a successful exchange of information, it is important that all parties follow a few key principles.

## **Maintain Respectful and Open Communication**

- Always use a respectful and polite tone.
- Request, don't demand.
- Be ready not just to provide information, but to listen to teacher/staff observations and perspectives.
- Enter the exchange with an open mind and assume a shared best interest for your child.
- Be prepared to work collaboratively to solve problems.
- Threats and/or inappropriate language will not be tolerated toward staff members.

## **Confidentiality**

- Recognize that confidentiality may limit information that can be shared from school to parents, including consequences for other students' behaviors.

## **Time to Respond to Communications**

- Teachers will make every effort to respond as soon as possible to parent communications, with the understanding that the teaching day sometimes precludes immediate responses.
- Teachers and staff may need some time to collect needed information before responding.

## **Whom to Contact**

- Most communications of classroom concerns should be directed at first to your child's teacher.
- If you have an issue with a particular staff member, first try to address those concerns with that staff member directly.
- If you have discussed with your child's teacher and the issue has not been addressed to your satisfaction, then move to the next level.
- Please recognize that it is both the policy and the value of our school that we operate with openness, collaboration and the shared best interest for every student.

## **SCHOOL INFO - COMMUNICATION GUIDELINES AND PROCEDURES**

As part of an ongoing effort to foster effective communications between parents and staff at Davis, school officials developed the following communication guidelines. The goal is to establish a set of reasonable expectations and behaviors for parents and staff. These guidelines will be reviewed on a periodic basis and adjusted as necessary.

### **UPDATE YOUR CONTACT INFORMATION**

It is important that the school has current phone numbers and addresses on file in our school data system. If you move or change your phone number, it is imperative that you notify the school and update your emergency contact information. Please visit the office to update a form.

### **CONTACTING TEACHERS OR STAFF**

#### **Best mode: email/phone**

Parents wanting to meet with or contact a teacher should email the teacher. If email is not possible, parents can either call 586.797.2700 or visit the main office to request a meeting. Phone messages are checked every day. Please allow for two (2) business days for a response. If no response is received from a teacher during that time, send a second email or phone call to that teacher before moving to the next level on the flowchart.

### **CONTACTING SCHOOL ADMINISTRATION**

#### **Best mode: email/phone**

Parents requesting a meeting with or wanting to contact an administrator should use email. If email is not possible, parents can either call 586.797.2700 or visit the main office to request a meeting. **Parents that have not followed the "Communication Process Flowchart" will be directed to the appropriate level based on the circumstances.** Phone messages are checked regularly. Please allow for two (2) business days for a response. If no response is received from an administrator during that time, send a second email or phone call before moving to the next level on the flowchart.



### ***PBS Winners – A, B and C Lunch***

These students earned “Raider Red Tickets” for demonstrating that they “Listen, Learn and Lead.”



Every week we hold a “red card” drawing at lunch for students. Names are announced in the newsletter every week! Congratulations to our winners!

### ***Davis Junior High Highlights***

8<sup>th</sup> grade wood shop students recently completed their own work designing and creating cutting boards. This popular project combines many skills from start to finish to create these works of art! Congratulations to our students in a job well done!



## **Davis Junior High Student ID Policy (*All Students Must Have ID's Visible*)**

Davis Junior High School continues to work to ensure the safety and security for all staff and students. This is a top priority each and every day. All students at Davis will now be required to wear and have visible their school ID badges at all times. In addition, the wearing of school identification provides a professional setting and promotes College and Career Readiness for all students. Wearing of ID badges is required as part of many workplace environments, as well as on college and university campuses. Furthermore, the wearing of student IDs provides easy identification of students for teachers, substitutes, district staff personnel, and law enforcement if ever needed.

Students have received their school IDs from Raider Day or will receive them over the first weeks of school. The expectation will be reinforced with students on Day 1 as well as at the student handbook meeting presentations on Tuesday, September 10.

### **The benefits & reasons for students wearing a current student ID card:**

- To be in class
- To borrow library books
- To obtain early dismissal
- To allow movement during lunch, going to and from restrooms
- To be on campus before or after school
- To move between classes and/or the hallway during passing time periods
- To participate in school activities, assemblies, dances, etc. on the campus of Davis
- To get into high school events for free (if offered by the high school)
- To be used for the PBS Earned Privilege Level for Citizenship and Academics (Raider Red)/Lunchroom

### **Student ID Card Guidelines:**

A student's ID card authorizes him/her to be on the school campus. **EVERY** student must wear his or her student ID card while on school grounds. It is crucial that the school staff is able to identify everyone on campus. Identification of staff and students is a safety issue and will not be compromised. **Student IDs may be left in the student's assigned locker overnight so as to ensure the student ID is not left at home. Teachers will do periodic student ID checks in class, at the discretion of administration.** Periodic incentives will be provided at the discretion of administration when school-wide student ID checks are implemented.

### **The following guidelines must be adhered to when wearing student ID cards:**

- Student ID cards must be worn on a lanyard.
- Student ID cards cannot be worn on a shirtsleeve, pants, outside of pockets, under a shirt, coat, jacket or at the bottom of a shirt. The student ID card **must be visible AT ALL TIMES** (i.e. not kept in a purse, pocket or backpack).
- The student ID card must be presented to any school staff member or person of authority upon request.
- The front and back of the student ID card cannot be altered (i.e. no markings, other photos, etc.). Defacing or altering the student ID is prohibited.
- Wearing another student's ID card is prohibited.
- Lost, stolen, altered, damaged and/or defaced student ID cards must be replaced **IMMEDIATELY**.
- If the ID card is lost, a student may purchase a new student ID card from the office.
  - **There will be a \$5.00 fee to replace a lost ID badge and a \$3.00 fee to replace lost lanyards.**
  - At the discretion of the administration, a designated hour may be established for purchasing IDs.
- Students are excused from wearing ID cards during classes **IF** a teacher/administrator considers it to be a safety risk during identified classroom or other activities, including, but not limited to:
  - Science labs, equipment use, physical education, music, and other classes when wearing the student ID may cause entanglement or safety concerns.

### **Students who do not have their student ID cards will adhere to the following procedures:**

**Before school begins, a student who does not have a student ID must obtain a temporary ID in the Main Office.**



- Please note that there is a limit of three consecutive days that a student may obtain a temporary ID. After the third consecutive day, student will report to the Assistant Principal.
- If a student reports to class **WITHOUT** a proper or temporary ID, the teacher will send the student to the office to obtain a temporary ID. The temporary ID **MUST** be worn and visible for the remainder of the day. The temporary ID will have the date issued on it and needs to be returned at the end of the day.

**Consequences for Not Displaying/Possessing School ID card:**

- **1st Violation - FIRST** Verbal Warning for not wearing school issued and/or temporary ID. Warning given by Administrator.
- **2nd Violation - SECOND** Verbal Warning for not wearing school issued and/or temporary ID. Warning given by Administrator.
- **3rd Violation** – Responsible Choices Room (Lunch detention) – Issued a temporary ID and a call home by Administrator.
- **4th Violation** – Additional consequences, up to and including suspension at the discretion of Administration.

**NOTE: Consequences are cumulative for the entire school year.**

\*\*If requested by staff, all students must provide access to their ID. Failure to comply with a reasonable request from any staff member is defined as Defiance of Authority. Any consequence for failure to comply will be in addition to the one for the ID violation\*\*

***Davis Junior High School reserves the right to modify the Student ID Policy at any time without notice. Any subsequent changes to the policy will be communicated through its normal means of dispersing information.***

## Parent & Student Handbook Reminders (Davis Junior High)

### Locker Information (Per UCS Student Handbook)

All lockers assigned to students are the property of the Utica Community Schools. At no time does the school relinquish its exclusive control of its lockers. Students are solely responsible for the contents of their locker and should not share their locker with other students, pre-set locker combinations or divulge locker combinations to other students, unless authorized by the school principal or his/her designee. Accordingly, the Board of Education authorizes the school principal or his/her designee to search lockers and locker contents at any time, without notice and without parent or guardian consent. Law enforcement officials shall be notified upon seizure of dangerous items, or items that are required to be reported.

### Technology Information (Per UCS Student Handbook)

#### Technology Users WILL NOT:

- Tamper with computer or network components in a way that will make them either temporarily or permanently inoperable.
- Access or modify other accounts, data, files and/or passwords without authorization.
- Use district technology to send, receive, print or display messages that are inflammatory, harassing in nature, sexist, racist or otherwise inappropriate. No sending inappropriate messages.
- Use district technology to distribute material that jeopardizes the health and safety of students; is obscene or pornographic; causes disruption of school activities; plagiarizes the work of others; is a commercial advertisement; or is not approved by the building administrator.

#### MISUSE OF TECHNOLOGY WILL RESULT IN DISCIPLINARY ACTION, UP TO AND INCLUDING LOSS OF TECH PRIVILEGES, SUSPENSION OR EXPULSION

#### General Reminders

- **Poor Citizenship Marks** - Students who receive poor citizenship marks may be excluded from school events.
- **School Property** (books, materials, furniture, etc.) – Do not damage, will be assessed repair & replacement costs
- **Bullying** (possible expellable offense) Bullying shall be defined as any written, verbal, or physical act, or any electronic communication that is intended or that a reasonable person would know is likely to harm one or more pupils either directly or indirectly. Often occurs when a student is exposed, repeatedly and over time, to negative actions on the part of one or more students. See handbook.
- **Fighting** - Fighting, physical harassment, planning to fight, threatening behavior are prohibited. 1<sup>st</sup> offense fighting (5-day suspension), 2<sup>nd</sup> offense (10-day suspension)
- **Physical contact** (kissing, hugging, handholding) prohibited
- **Drugs** of all kinds are prohibited. Selling, buying, possessing, giving, accepting, or using tobacco, alcoholic beverages, narcotics, drugs, or behavior-altering substances, possession or use of electronic cigarettes, hookah pens or similar devices. (**possible expellable offense**) See handbook (Substance Abuse & Use of Tobacco) ***Intoxicants, narcotics, depressants, stimulants, look-alike drugs or illegal substances are not allowed on school property. Any infraction will result in a referral to parents and police.***
- **Sexual Harassment Policy** (Verbal, Written or Physical) See handbook.
- **Suspension** - No participation credit. Make up work with 70% of grade earned
- **Skipping (Unexcused Absence)** - No participation credit. Cannot make up missed work

#### Expulsions Level Offense

- Weapons (including air soft guns)
- Drugs
- Criminal Sexual Conduct
- Arson
- Physical Assault of an Employee

As part of our PBS expectations, we ask all students to practice and model “Listen, Learn and Lead” at all times!



## **Davis Junior High School Cell Phone Policy**



### **RED ZONE- OFF LIMITS**



Phones are prohibited and should not be used in Red Zones, including the following areas:

- A, B, C, E Pod Restrooms
- Boys and Girls Locker Rooms
- Main Office (unless with staff permission)
- Counseling Office (unless with staff permission)



### **YELLOW ZONE**



Phones are allowed at the discretion of staff/school administration in Yellow Zones, include the following:

- Classrooms (Privilege – teacher discretion)
- Hallways (Privilege – administrative team discretion)
- Cafeteria (Privilege – administrative team discretion)
- Bus (Privilege – bus driver discretion)
- Media Center (Privilege – staff discretion)

### **GREEN ZONE**



Phones are allowed in Green Zones, unless the administrative team puts the hallways and cafeteria on yellow for a period of time. Green Zones include the following areas:

- Hallways
- Cafeteria
- Before/After School (Arrival and Dismissal)



**Note – any pictures or recordings of other students in the red, yellow, or green zones will result in loss of privileges as noted below and additional administrative consequences per the UCS student handbook.**



# **Davis Junior High School**

## **Cell Phone Policy**

### **STUDENT CONSEQUENCES**



Cell Phone Usage in **Red Zone** & **Yellow Zone** Consequences:

- **1st offense:**
  - phone is confiscated and returned to the student at the end of the day
  - incident documented
- **2nd offense:**
  - phone is confiscated and returned to the student at the end of the day
  - incident documented
- **3rd offense:**
  - phone is confiscated and returned to the student at the end of the day
  - incident documented
  - Responsible Choices Room – 1 day
  - parent(s) notified
- **4th offense:**
  - phone is confiscated and returned to the student at the end of the day
  - incident documented
  - Responsible Choices Room – 3 days
  - parent notified
- **5th offense:**
  - phone is confiscated
  - parent must pick up cell phone
  - additional administrative consequences per UCS student handbook as determined by administrative team.

## School Dress Code

Davis has always taken pride in its well-groomed students and maintains high expectations in terms of neatness and compliance with the approved UCS Dress Code. Student appearance should not be disruptive to the educational process. Please observe the following guidelines:

- Student appearance should be neat and clean.
- Dress that is indecent, calls undue attention to an individual has lettering or symbols that are derogatory or disrespectful is deemed to be disruptive are prohibited.
- Clothing that promotes illegal substances or drugs, illegal activities, violence, tobacco or alcohol is prohibited.
- Outdoor apparel, hats, unhemmed cut-offs, spandex, beach wear, short skirts, yoga pants and clothing that does not cover the shoulders or mid-section are not proper attire and are not to be worn in school.
- Tattered or ripped clothing is not acceptable. Blue jeans with holes or tears above the knee will not be allowed.
- Articles of clothing worn as group identifiers or which promote a disruptive school climate are prohibited.
- Beach wear, slipper, tights, low-cut tops, tank tops, sleeveless tops, muscle-shirts, see-through clothing, short skirts, short shorts, tight clothing without proper coverage, pajamas and clothing exposing the shoulders or mid-section are not allowed.
- Shoes must be worn at all times.
- Jewelry and accessories that may be deemed dangerous are prohibited.
- Knee-length skirts and knee-length shorts are acceptable.
- **Student stomachs should not be showing at any time.**

Students who do not follow the above guidelines may be given other clothing to wear.

## Expectations for Yoga Pants/Leggings (Change in practice)

Yoga pants and leggings are allowed only with a longer shirt/sweater/top to cover. The following information has been shared with students and we appreciate your help communicating this to your children.



**OK for Davis Dress Code**



**NOT OK for Davis Dress Code**



## Positive Behavior Support/Earned Privilege Program

Davis Junior High School has always strived to maintain a safe and orderly learning environment for all of our students. In an effort to improve our school climate and culture, many of the Davis staff members volunteered their time two years ago to form a Positive Behavior Support (PBS) Committee. PBS is a broad range of systemic and individualized strategies for achieving important social and learning outcomes. This program is aimed at building effective learning environments in which positive behavior is acknowledged for all students. Our program emphasizes the use of proactive, educative and reinforced-based strategies to achieve meaningful and durable behavior outcomes. As a staff we will be focusing on acknowledging positive behavior in the classrooms, hallways and the lunchroom by teaching and reinforcing our ***“Raider Red Expectations.”***

During the first week of school and throughout the year, staff members will be teaching our ***“Raider Red Expectations: I Can Listen, Learn and Lead”*** to students. We hope that by modeling and communicating these expectations to our students that they will begin to have a better idea of what is expected of them as students at Davis Junior High. We feel that the expectations of listening, learning and leading will serve as a roadmap for success for all of our students as they navigate junior high school to eventually transitioning to the high school and beyond. It is a goal of our program to provide students with common language and the necessary problem solving skills that will help them have a much more productive and positive day at Davis. Students who are engaging in listening, learning and leading behaviors will be individually acknowledged by earning ***“Raider Red Tickets”*** and honored with prizes and recognition during our weekly lunchroom drawings on Fridays. Students will also participate in our “Grades and Citizenship” program. This is an academic and citizenship reward system that is set in place to encourage students to do their very best on Progress Reports and Report Cards. There are seven cycles per year. Each student will receive points for the grades as well as their citizenship performance grade. The points are rolled into ranges that students can attain throughout each progress and report card cycle for various school raffles and prizes. This will allow students to have more access to “fun” school opportunities and we are very happy about this part of our program. Our ***“Raider Red Expectations: I Can Listen, Learn and Lead”*** will be posted throughout the classrooms and school for easy reference for our students. It is our hope that you will spend some time reviewing the matrix with your child as it clearly defines the expectations for our students within the program.



**listen. learn. lead.**  
I can ...



Classroom/ Media Center	Bathroom/ Locker Room	Office	Cafeteria	Hallways	Bus
<ul style="list-style-type: none"> <li>Take ownership of my actions</li> <li>Use positive words, tone, and actions</li> <li>Stay on task and complete work on time</li> <li>Use materials/equipment appropriately</li> <li>Keep hands, feet, and objects to myself.</li> </ul>	<ul style="list-style-type: none"> <li>Honor privacy</li> <li>Use a conversational voice</li> <li>Clean up after myself</li> <li>Enter and exit quickly and return promptly to class</li> <li>Report unsafe/unclean conditions.</li> </ul>	<ul style="list-style-type: none"> <li>Wait quietly until acknowledged</li> <li>Remain in assigned areas until dismissed</li> <li>Use a conversational voice</li> <li>Use positive words, tone, and actions</li> <li>Keep hands, feet, and objects to myself.</li> </ul>	<ul style="list-style-type: none"> <li>Take ownership of my actions</li> <li>Use a conversational voice</li> <li>Sit and remain in assigned areas until dismissed</li> <li>Clean up the tables and floor</li> <li>Be aware of food allergies.</li> </ul>	<ul style="list-style-type: none"> <li>Take ownership of my actions</li> <li>Walk quietly</li> <li>Use a conversational voice</li> <li>Keep hands, feet, and objects to myself</li> <li>Keep the floor clean.</li> </ul>	<ul style="list-style-type: none"> <li>Take ownership for my actions</li> <li>Move safely onto and off of the bus</li> <li>Remain seated for the entire ride</li> <li>Use a conversational voice</li> <li>Keep hands, feet, and objects to myself.</li> </ul>



## UCS District Information and Events

UCS Pathways To Success

[uticaK12.org/pathways](https://uticaK12.org/pathways)

# PATHWAYS TO SUCCESS

PERSONALIZE YOUR JOURNEY FORWARD

**THURSDAY, DEC 5, 2024**

FROM 6:00-8:30PM

AT HENRY FORD II HIGH SCHOOL

11911 CLINTON RIVER RD.  
STERLING HEIGHTS, MI 48313

### An Event Open To All Families!

Created to ensure families and students are aware of the opportunities, services and programs available to Utica Community Schools students. By beginning a plan early, parents can set their students on a path that best fits their needs and interests.



# Davis Raider Review - November

## UCS Vision

Utica Community Schools, in partnership with our community, will empower students to positively transform their future and the world.

## UCS Mission

Utica Community Schools ignites a passion for learning in all students. We strengthen our community by welcoming all learners, honoring culture, and inspiring remarkable growth and achievement.

## Davis Mission

Davis Junior High will work collaboratively to unlock learning passion through relevant experiences including academic knowledge, technical competency, and professional skills to provide students with a competitive career advantage.

<https://davis.uticak12.org/>

## Week at a Glance (November 18 - 22)

### November

18	9 <sup>th</sup>	Vision Screening			
18		Medical Club	Rm - 318 LaRue	3:15-4:15pm	
19	8 <sup>th</sup>	Stevenson Made Informational Meeting	Stevenson	6:30pm	
20	8 <sup>th</sup>	CSI Informational Meeting	IRC	6:30pm	
21		Tutoring (Must Sign Up Prior - <a href="mailto:jabourit@stu.uticak12.org">jabourit@stu.uticak12.org</a> )	CPod Lecture	3:00-3:50pm	
21	8 <sup>th</sup>	MST Informational Meeting	IRC	6:30pm	

## Down the Road Items – Continue to Monitor Future Raider Reviews for Additional Dates and Events

### November

27-29 No School - Thanksgiving Break

### December

2		Medical Club	Rm - 318 LaRue	3:15-4:15pm	
2		Boys Basketball Game	Bemis	7 <sup>th</sup> - 4:00 8 <sup>th</sup> - 5:30pm	
3		Art Club	Mrs. Borowski: Rm - B207	3-4:30pm	
5		Tutoring (Must Sign Up Prior - <a href="mailto:jabourit@stu.uticak12.org">jabourit@stu.uticak12.org</a> )	CPod Lecture	3:00-3:50pm	
5		Pathways to Success	Henry Ford	6:00-8:30pm	
5		Boys Basketball Game	Malow	7 <sup>th</sup> - 4:00 8 <sup>th</sup> - 5:30pm	
6	8 <sup>th</sup>	Application for Specialty Programs Open		4:00pm	
9		Boys Basketball Game	Eppler	7 <sup>th</sup> - 4:00 8 <sup>th</sup> - 5:30pm	
10		Art Club	Mrs. Borowski: Rm- B207	3-4:30pm	
11		7th Web activity (Details Coming Soon)	6 <sup>th</sup> hour		
12		Tutoring (Must Sign Up Prior - <a href="mailto:jabourit@stu.uticak12.org">jabourit@stu.uticak12.org</a> )	CPod Lecture	3:00-3:50pm	
12		Boys Basketball Game	7 <sup>th</sup> - 4:00 8 <sup>th</sup> - 5:30pm		
16		Boys Basketball Game	7 <sup>th</sup> - 4:00 8 <sup>th</sup> - 5:30pm		
18		Half Day- Exams 1&2	8:10-11:12am		
19		Half Day- Exams 3&4	8:10-11:12am		
19		Boys Basketball Game	8 <sup>th</sup> - 4:00 7 <sup>th</sup> - 5:30pm		
20		Half Day- Exams 5&6	8:10-11:12am		
20		End of Marking Period			
20	8 <sup>th</sup>	Application for Specialty Programs Due		4:00pm	
23		Winter Break			

### January

3	Winter Break continued
6	Return to School

## UAIS National Honor Society Tutoring Club

Tutoring will run every Thursday from 3:10-4:00pm. If you expect to be attending tutoring for that week, sign up for a slot and preferably enter the subject(s) that you need help with in the comment. Please don't sign up if you don't plan to attend as we have limited spots. The link is <https://www.signupgenius.com/go/10C094CA5A82AA5F5CF8-53143777-davis>

## UCS Specialty Program Video Links - UCS Specialty Programs - YouTube

## Davis Spirit Wear

We will be using Clothing Graphics for Davis Spirit Wear [Davis.spiritwear \(clothinggraphics.com\)](http://Davis.spiritwear.clothinggraphics.com)

## 9<sup>th</sup> Grade (High School Attendance)

When a student has accumulated 11 absences in any one class over the course of a semester, the student will be notified in a meeting with an assistant/associate principal that they have lost credit in that class and that they are placed on an attendance contract to earn the credit back. There are two parts to a contract, and they are below:

- First, the student must pass the class with a D- or higher.
- Second, the student will show improvement in attendance in ALL classes. Improvement is determined on a sliding scale which allows for 1 absence for every three weeks (rounded up) left in the semester for each class.

## Notice to Parents of Students Needing Medications Stored in the Main Office

In preparation for the school year all health plans and authorization for medication forms should be returned to the office before the first day of school with any required medications. All medical forms can be accessed here: [Resources and Forms / Resources and Forms \(uticak12.org\)](http://Resources.and.Forms.uticak12.org) If you do not have access to the website, please contact the Davis office to arrange for copies to be picked up. If your child takes the bus, you will also be asked to complete two Transportation forms. Please return one to the school office when you bring your Health Care Plan, and the second should be handed to the driver on the first day of school, both with color pictures attached. Transportation requires this be done promptly to ensure the driver is aware of any potential emergencies. If you have any questions or specific concerns, please feel free to contact your school nurse at [rebecca.rosbolt@uticak12.org](mailto:rebecca.rosbolt@uticak12.org).

## Perfume and Cologne in School

Davis Junior High has several students and staff members who have allergic reactions to strong perfumes, after-shave and men's cologne. The reactions range from mild to severe headaches that result in nausea and being sent home from school. These strong smells trigger asthma attacks and at times, students need to receive medical attention. We are asking students to put on their favorite fragrance once in the morning before school. Please do not bring in bottles and sprays of cologne, after-shave and perfume to re-apply throughout the day. Thank you for your cooperation and help with this!

## Yearbooks to Order

Yearbooks can be pre ordered from the same site as the picture site above with the following code: 25DAVISYB.

**2024-25 Davis Jr High**  
**Yearbook Ordering**

**Sales Start Now & Go Thru December 20th, 2024**

Yearbook without personalization - \$40.00  
(Cash, Checks & Online)

Personalized Yearbook  
with Name & up to 4 Icons = \$49.00 (Online Only Sales)



To order your yearbook, visit [www.kaiserstudio.com](http://www.kaiserstudio.com)  
Click "Order Pictures".  
Select the "Order Pictures Here" option.  
Enter the School ID Code (to the left)  
or SCAN THE QR CODE

School ID Code: **25DAVISYB**

**KS KAISER STUDIO**  
SCHOOL PORTRAITS & YEARBOOKS  
1525 Birchwood Drive • Troy, Michigan 48063  
Customer Service: Mon-Fri 8:30am - 4pm • (248) 619-9119

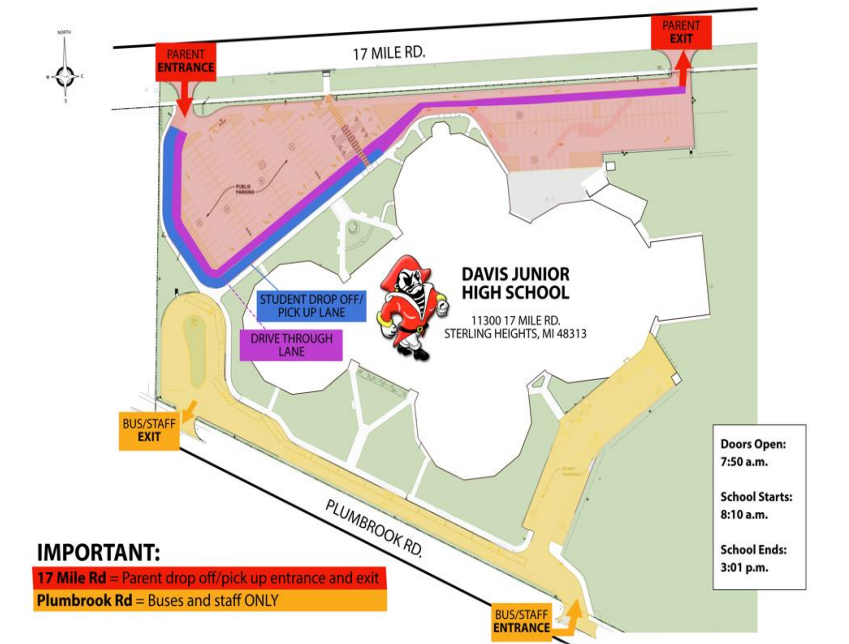
## Safety and Security – Front Doors

The front doors will be locked during school hours. To gain access at Door #2, ring the button near the far-left door at the main entrance. Office staff will see you through the security camera and unlock the doors if deemed appropriate. Please report directly to the main office and **be prepared to show identification**.

## School Drop Off Information (Parking Lot Map)

Please see the map below for the parent entrance regarding the drop off and drive through lane in front of the school.

**Parents should drop their child off and proceed to the exit as marked on the map below.** Cars should not be using the drop off lane to park. We anticipate it will take some time for the flow of the parking lot drop off to work itself out. Please exercise patience and caution at arrival times!



## Sports Physicals

For the 2024 - 25 school year, a sport physical is required for all students who participate in sports. A physical examination must be completed on or after **April 15, 2024** to be considered a valid physical for the 2024 - 2025 school year. The MHSAA two-page physical form has not changed and remains on the district athletic page as well as on MHSAA.com. [Click here to be redirected to the MHSAA Website](#)

## Athletic Events – Home Games (Davis Junior High) – Fall, Winter, Spring Athletics

Students that are attending any home athletic events at Davis Junior High **must have a valid school ID card and be accompanied by a parent**. Students are not allowed to attend the event without these two criteria and should not be dropped off at school. Students that are without a parent will be asked to contact a parent to be picked up.

## Athletic Participation and Tryouts

Students must have passing grades and good citizenship to participate in athletic events. For 7<sup>th</sup> and 8<sup>th</sup> grade students that want to tryout the following criteria is utilized by athletic teams:

- 7<sup>th</sup> and 8<sup>th</sup> - Any student that failed three or more classes from the previous reporting period (semester/marketing period) and has three or more low citizenship marks of U or N from the previous reporting period (semester/marketing period) may not try out for an athletic team.
- Students that make an athletic team and earn failing grades and/or have low citizenship marks (N or U or combination) will be placed on academic probation during the season. The criteria above is utilized for weekly athletic eligibility checks with grades (three or more failed classes) and citizenship (three or more Ns or Us).
- Must be in school for 3 hours to play.

## Davis Junior High Communication Flowchart Process

Parents transitioning from elementary to junior high school often wonder the best way to have their question or concern addressed. It is easy to become discouraged when attempts to communicate with school officials are not addressed only to be referred to others to resolve a problem their child may be experiencing in school. In order to help parents with this process and assist in efficiency, the ***“Davis Junior High School Communication Process Flowchart,”*** has been created. This sequence is in place to make sure your questions and concerns are addressed to the proper school official. It is our hope that the flowchart will be utilized as a way to direct your question or concern so that it may be handled by the appropriate school official and responded to quickly. ***As always, classroom concerns and questions should be directed to the specific teacher involved.*** The chart is listed within this newsletter, will be available at Raider Day and will also be available on the website for parents for future reference. Please note that our office staff will be trained to help assist parents with this process and in many cases, you will be referred to the first level in order to provide you with the most direct staff member.

### ***Davis Junior High School Communication Flowchart Process***

**Most parent and community questions are easily and completely answered by communicating directly with the staff member closest to the situation.** As you move further along the flowchart, the staff is less directly involved and usually needs additional time to research the situation before they can give you an answer. If you do not hear back from the person you have contacted within **two (2) business days**, it is appropriate to reach out to them again before moving along to the next level of the flowchart. We do not expect your questions or concerns to go unanswered for a long period of time. Each situation should first be addressed at whatever level the initial action was taken with appeals moving on to the next level on the ***“Communication Process Flowchart.”*** The easiest way to communicate is via e-mail while a phone call is the next preferable way.

**Davis Junior High Communication Process Flowchart**

Davis Junior High Communication Process Flowchart					
Area of concern	First Level	Second Level	Third Level	Fourth Level	Fifth Level
Instruction/Curriculum	Teacher	Counselor	Assistant Principal	Principal	Board Office
Athletics	Coach	Davis Athletic Director	Principal	District Athletic Director	Board Office
Special Education	Teacher	Special Education Staff	Counselor	Principal	Board Office
Student Concerns/Guidance/Health Related Concerns	Teacher	Counselor	Assistant Principal	Principal	Board Office
Classroom Discipline	Teacher	Counselor	Assistant Principal	Principal	Board Office
Non – Classroom School Discipline	Teacher	Counselor	Assistant Principal	Principal	Board Office
Classroom Concerns	Teacher	Counselor	Principal	Board Office	
Scheduling Concerns/Changes* (See Below)	Teacher*	Counselor	Principal	Board Office	
Transportation	Bus Driver	Assistant Principal (Discipline)	Transportation Supervisor	Board Office	

**Scheduling Concerns/Changes\*** – In order to process a schedule change, parents must first have met with the teacher and put a plan in place to support the struggling student. If after several weeks, the student is still struggling, it would be appropriate to move to the second level.

**Please note - Classroom questions concerning your child should be addressed with your child’s teacher before contacting the counselors and/or school administration.** Allow for **two (2) business days for a response**. If no response is received from a teacher during that time, send a second email or phone call to that teacher. Please note that compliments or acknowledgements of positive events can be directed to everyone along the chain. All of us appreciate hearing that there is something good that has happened. We all look forward to a wonderful school year with few complaints!

### **Guidelines for Parent Communications to Teachers and Staff**

The purpose of this section is to serve as a general guide for ensuring effective communication from parents to teachers, staff and administrators. Communication refers to both the sending and receiving of information, such as email and notes, and verbal communications such as telephone conversations and face-to-face meetings. In order to ensure a successful exchange of information, it is important that all parties follow a few key principles.



## **Maintain Respectful and Open Communication**

- Always use a respectful and polite tone.
- Request, don't demand.
- Be ready not just to provide information, but to listen to teacher/staff observations and perspectives.
- Enter the exchange with an open mind and assume a shared best interest for your child.
- Be prepared to work collaboratively to solve problems.
- Threats and/or inappropriate language will not be tolerated toward staff members.

## **Confidentiality**

- Recognize that confidentiality may limit information that can be shared from school to parents, including consequences for other students' behaviors.

## **Time to Respond to Communications**

- Teachers will make every effort to respond as soon as possible to parent communications, with the understanding that the teaching day sometimes precludes immediate responses.
- Teachers and staff may need some time to collect needed information before responding.

## **Whom to Contact**

- Most communications of classroom concerns should be directed at first to your child's teacher.
- If you have an issue with a particular staff member, first try to address those concerns with that staff member directly.
- If you have discussed with your child's teacher and the issue has not been addressed to your satisfaction, then move to the next level.
- Please recognize that it is both the policy and the value of our school that we operate with openness, collaboration and the shared best interest for every student.

## **SCHOOL INFO - COMMUNICATION GUIDELINES AND PROCEDURES**

As part of an ongoing effort to foster effective communications between parents and staff at Davis, school officials developed the following communication guidelines. The goal is to establish a set of reasonable expectations and behaviors for parents and staff. These guidelines will be reviewed on a periodic basis and adjusted as necessary.

### **UPDATE YOUR CONTACT INFORMATION**

It is important that the school has current phone numbers and addresses on file in our school data system. If you move or change your phone number, it is imperative that you notify the school and update your emergency contact information. Please visit the office to update a form.

### **CONTACTING TEACHERS OR STAFF**

#### **Best mode: email/phone**

Parents wanting to meet with or contact a teacher should email the teacher. If email is not possible, parents can either call 586.797.2700 or visit the main office to request a meeting. Phone messages are checked every day. Please allow for two (2) business days for a response. If no response is received from a teacher during that time, send a second email or phone call to that teacher before moving to the next level on the flowchart.

### **CONTACTING SCHOOL ADMINISTRATION**

#### **Best mode: email/phone**

Parents requesting a meeting with or wanting to contact an administrator should use email. If email is not possible, parents can either call 586.797.2700 or visit the main office to request a meeting. **Parents that have not followed the "Communication Process Flowchart" will be directed to the appropriate level based on the circumstances.** Phone messages are checked regularly. Please allow for two (2) business days for a response. If no response is received from an administrator during that time, send a second email or phone call before moving to the next level on the flowchart.



## ***PBS Winners – A, B and C Lunch***

These students earned “Raider Red Tickets” for demonstrating that they “Listen, Learn and Lead.”



Every week we hold a “red card” drawing at lunch for students. Names are announced in the newsletter every week! Congratulations to our winners!

## ***Davis Junior High Highlights***

You may have been wondering during the Fall why a few students at Davis Jr. High and Collins Elementary were seen wearing Titans uniforms during school. The answer? They were wearing their uniform on meet day as a part of the second full season of the Titans Running Club. The Junior Titans’ Boys’ and Girls’ Cross Country teams were composed of seven boys and six girls. Ten were from Davis Jr. High. They were (grade in parenthesis): Nate Bratton (8), Tucker Broomhead (8), Laela D’John (8), Cameron Hart (7), JP Konwerski (8), Kyle Krueger (8), Cole Lewandowski (7), Elizabeth Mann (8), Emily Patton (8), and Daniel Tinkham (8). The remaining three runners were sixth graders from Collins Elementary – Lacy Lonsway, Madison Mayer, and Malia Mayer.

Besides getting in fantastic shape and having fun while doing it, the kids also racked up a total of 69 PR’s (Personal Records) or SB’s (Season Bests), came home with a total of 15 medals during their nine-meet season, and had many great team finishes as well. Medals were earned by the following runners during the season, with the number of medals earned in parenthesis. On the boys’ side, Tucker Broomhead (3), JP Konwerski (1), Kyle Krueger (1), and Daniel Tinkham (1) came home with medals. On the girls’ side, Laela D’John (2), Elizabeth Mann (4), Madison Mayer (1), and Malia Mayer (2) came home with medals. Finally, Tucker Broomhead (12:19) and Elizabeth Mann (13:25) also set the boys’ and girls’ club 2-mile records during the season. They were coached by Todd Bauer and Steve Laskowski. Congratulations, Titans, on a great season!



**Front row:** Cole Lewandowski, Tucker Broomhead, Daniel Tinkham, JP Konwerski, Nate Bratton, & Kyle Krueger

**Back row:** Malia Mayer, Emily Patton, Laela D’John, Coach Todd Bauer, Elizabeth Mann, Madison Mayer, & Lacy Lonsway

**Not pictured:** Cameron Hart & Coach Steve Laskowski

## **Davis Junior High Student ID Policy (*All Students Must Have ID's Visible*)**

Davis Junior High School continues to work to ensure the safety and security for all staff and students. This is a top priority each and every day. All students at Davis will now be required to wear and have visible their school ID badges at all times. In addition, the wearing of school identification provides a professional setting and promotes College and Career Readiness for all students. Wearing of ID badges is required as part of many workplace environments, as well as on college and university campuses. Furthermore, the wearing of student IDs provides easy identification of students for teachers, substitutes, district staff personnel, and law enforcement if ever needed.

Students have received their school IDs from Raider Day or will receive them over the first weeks of school. The expectation will be reinforced with students on Day 1 as well as at the student handbook meeting presentations on Tuesday, September 10.

### **The benefits & reasons for students wearing a current student ID card:**

- To be in class
- To borrow library books
- To obtain early dismissal
- To allow movement during lunch, going to and from restrooms
- To be on campus before or after school
- To move between classes and/or the hallway during passing time periods
- To participate in school activities, assemblies, dances, etc. on the campus of Davis
- To get into high school events for free (if offered by the high school)
- To be used for the PBS Earned Privilege Level for Citizenship and Academics (Raider Red)/Lunchroom

### **Student ID Card Guidelines:**

A student's ID card authorizes him/her to be on the school campus. **EVERY** student must wear his or her student ID card while on school grounds. It is crucial that the school staff is able to identify everyone on campus. Identification of staff and students is a safety issue and will not be compromised. **Student IDs may be left in the student's assigned locker overnight so as to ensure the student ID is not left at home. Teachers will do periodic student ID checks in class, at the discretion of administration.** Periodic incentives will be provided at the discretion of administration when school-wide student ID checks are implemented.

### **The following guidelines must be adhered to when wearing student ID cards:**

- Student ID cards must be worn on a lanyard.
- Student ID cards cannot be worn on a shirtsleeve, pants, outside of pockets, under a shirt, coat, jacket or at the bottom of a shirt. The student ID card **must be visible AT ALL TIMES** (i.e. not kept in a purse, pocket or backpack).
- The student ID card must be presented to any school staff member or person of authority upon request.
- The front and back of the student ID card cannot be altered (i.e. no markings, other photos, etc.). Defacing or altering the student ID is prohibited.
- Wearing another student's ID card is prohibited.
- Lost, stolen, altered, damaged and/or defaced student ID cards must be replaced **IMMEDIATELY**.
- If the ID card is lost, a student may purchase a new student ID card from the office.
  - **There will be a \$5.00 fee to replace a lost ID badge and a \$3.00 fee to replace lost lanyards.**
  - At the discretion of the administration, a designated hour may be established for purchasing IDs.
- Students are excused from wearing ID cards during classes **IF** a teacher/administrator considers it to be a safety risk during identified classroom or other activities, including, but not limited to:
  - Science labs, equipment use, physical education, music, and other classes when wearing the student ID may cause entanglement or safety concerns.

### **Students who do not have their student ID cards will adhere to the following procedures:**

**Before school begins, a student who does not have a student ID must obtain a temporary ID in the Main Office.**

- Please note that there is a limit of three consecutive days that a student may obtain a temporary ID. After the third consecutive day, student will report to the Assistant Principal.
- If a student reports to class **WITHOUT** a proper or temporary ID, the teacher will send the student to the office to obtain a temporary ID. The temporary ID **MUST** be worn and visible for the remainder of the day. The temporary ID will have the date issued on it and needs to be returned at the end of the day.

**Consequences for Not Displaying/Possessing School ID card:**

- **1st Violation - FIRST** Verbal Warning for not wearing school issued and/or temporary ID. Warning given by Administrator.
- **2nd Violation - SECOND** Verbal Warning for not wearing school issued and/or temporary ID. Warning given by Administrator.
- **3rd Violation** – Responsible Choices Room (Lunch detention) – Issued a temporary ID and a call home by Administrator.
- **4th Violation** – Additional consequences, up to and including suspension at the discretion of Administration.

**NOTE: Consequences are cumulative for the entire school year.**

\*\*If requested by staff, all students must provide access to their ID. Failure to comply with a reasonable request from any staff member is defined as Defiance of Authority. Any consequence for failure to comply will be in addition to the one for the ID violation\*\*

***Davis Junior High School reserves the right to modify the Student ID Policy at any time without notice. Any subsequent changes to the policy will be communicated through its normal means of dispersing information.***

## Parent & Student Handbook Reminders (Davis Junior High)

### Locker Information (Per UCS Student Handbook)

All lockers assigned to students are the property of the Utica Community Schools. At no time does the school relinquish its exclusive control of its lockers. Students are solely responsible for the contents of their locker and should not share their locker with other students, pre-set locker combinations or divulge locker combinations to other students, unless authorized by the school principal or his/her designee. Accordingly, the Board of Education authorizes the school principal or his/her designee to search lockers and locker contents at any time, without notice and without parent or guardian consent. Law enforcement officials shall be notified upon seizure of dangerous items, or items that are required to be reported.

### Technology Information (Per UCS Student Handbook)

#### Technology Users WILL NOT:

- Tamper with computer or network components in a way that will make them either temporarily or permanently inoperable.
- Access or modify other accounts, data, files and/or passwords without authorization.
- Use district technology to send, receive, print or display messages that are inflammatory, harassing in nature, sexist, racist or otherwise inappropriate. No sending inappropriate messages.
- Use district technology to distribute material that jeopardizes the health and safety of students; is obscene or pornographic; causes disruption of school activities; plagiarizes the work of others; is a commercial advertisement; or is not approved by the building administrator.

**MISUSE OF TECHNOLOGY WILL RESULT IN DISCIPLINARY ACTION, UP TO AND INCLUDING LOSS OF TECH PRIVILEGES, SUSPENSION OR EXPULSION**

#### General Reminders

- **Poor Citizenship Marks** - Students who receive poor citizenship marks may be excluded from school events.
- **School Property** (books, materials, furniture, etc.) – Do not damage, will be assessed repair & replacement costs
- **Bullying** (possible expellable offense) Bullying shall be defined as any written, verbal, or physical act, or any electronic communication that is intended or that a reasonable person would know is likely to harm one or more pupils either directly or indirectly. Often occurs when a student is exposed, repeatedly and over time, to negative actions on the part of one or more students. See handbook.
- **Fighting** - Fighting, physical harassment, planning to fight, threatening behavior are prohibited. 1<sup>st</sup> offense fighting (5-day suspension), 2<sup>nd</sup> offense (10-day suspension)
- **Physical contact** (kissing, hugging, handholding) prohibited
- **Drugs** of all kinds are prohibited. Selling, buying, possessing, giving, accepting, or using tobacco, alcoholic beverages, narcotics, drugs, or behavior-altering substances, possession or use of electronic cigarettes, hookah pens or similar devices. (**possible expellable offense**) See handbook (Substance Abuse & Use of Tobacco)  
***Intoxicants, narcotics, depressants, stimulants, look-alike drugs or illegal substances are not allowed on school property. Any infraction will result in a referral to parents and police.***
- **Sexual Harassment Policy** (Verbal, Written or Physical) See handbook.
- **Suspension** - No participation credit. Make up work with 70% of grade earned
- **Skippping (Unexcused Absence)** - No participation credit. Cannot make up missed work

#### Expulsions Level Offense

- Weapons (including air soft guns)
- Drugs
- Criminal Sexual Conduct
- Arson
- Physical Assault of an Employee

As part of our PBS expectations, we ask all students to practice and model “Listen, Learn and Lead” at all times!



## **Davis Junior High School Cell Phone Policy**



### **RED ZONE- OFF LIMITS**



Phones are prohibited and should not be used in Red Zones, including the following areas:

- A, B, C, E Pod Restrooms
- Boys and Girls Locker Rooms
- Main Office (unless with staff permission)
- Counseling Office (unless with staff permission)



### **YELLOW ZONE**



Phones are allowed at the discretion of staff/school administration in Yellow Zones, include the following:

- Classrooms (Privilege – teacher discretion)
- Hallways (Privilege – administrative team discretion)
- Cafeteria (Privilege – administrative team discretion)
- Bus (Privilege – bus driver discretion)
- Media Center (Privilege – staff discretion)

### **GREEN ZONE**



Phones are allowed in Green Zones, unless the administrative team puts the hallways and cafeteria on yellow for a period of time. Green Zones include the following areas:

- Hallways
- Cafeteria
- Before/After School (Arrival and Dismissal)



**Note – any pictures or recordings of other students in the red, yellow, or green zones will result in loss of privileges as noted below and additional administrative consequences per the UCS student handbook.**





# **Davis Junior High School**

## **Cell Phone Policy**

### **STUDENT CONSEQUENCES**



Cell Phone Usage in **Red Zone** & **Yellow Zone** Consequences:

- **1st offense:**
  - phone is confiscated and returned to the student at the end of the day
  - incident documented
- **2nd offense:**
  - phone is confiscated and returned to the student at the end of the day
  - incident documented
- **3rd offense:**
  - phone is confiscated and returned to the student at the end of the day
  - incident documented
  - Responsible Choices Room – 1 day
  - parent(s) notified
- **4th offense:**
  - phone is confiscated and returned to the student at the end of the day
  - incident documented
  - Responsible Choices Room – 3 days
  - parent notified
- **5th offense:**
  - phone is confiscated
  - parent must pick up cell phone
  - additional administrative consequences per UCS student handbook as determined by administrative team.



## School Dress Code

Davis has always taken pride in its well-groomed students and maintains high expectations in terms of neatness and compliance with the approved UCS Dress Code. Student appearance should not be disruptive to the educational process. Please observe the following guidelines:

- Student appearance should be neat and clean.
- Dress that is indecent, calls undue attention to an individual has lettering or symbols that are derogatory or disrespectful is deemed to be disruptive are prohibited.
- Clothing that promotes illegal substances or drugs, illegal activities, violence, tobacco or alcohol is prohibited.
- Outdoor apparel, hats, unhemmed cut-offs, spandex, beach wear, short skirts, yoga pants and clothing that does not cover the shoulders or mid-section are not proper attire and are not to be worn in school.
- Tattered or ripped clothing is not acceptable. Blue jeans with holes or tears above the knee will not be allowed.
- Articles of clothing worn as group identifiers or which promote a disruptive school climate are prohibited.
- Beach wear, slipper, tights, low-cut tops, tank tops, sleeveless tops, muscle-shirts, see-through clothing, short skirts, short shorts, tight clothing without proper coverage, pajamas and clothing exposing the shoulders or mid-section are not allowed.
- Shoes must be worn at all times.
- Jewelry and accessories that may be deemed dangerous are prohibited.
- Knee-length skirts and knee-length shorts are acceptable.
- **Student stomachs should not be showing at any time.**

Students who do not follow the above guidelines may be given other clothing to wear.

## Expectations for Yoga Pants/Leggings (Change in practice)

Yoga pants and leggings are allowed only with a longer shirt/sweater/top to cover. The following information has been shared with students and we appreciate your help communicating this to your children.



**OK for Davis Dress Code**



**NOT OK for Davis Dress Code**

## Positive Behavior Support/Earned Privilege Program

Davis Junior High School has always strived to maintain a safe and orderly learning environment for all of our students. In an effort to improve our school climate and culture, many of the Davis staff members volunteered their time two years ago to form a Positive Behavior Support (PBS) Committee. PBS is a broad range of systemic and individualized strategies for achieving important social and learning outcomes. This program is aimed at building effective learning environments in which positive behavior is acknowledged for all students. Our program emphasizes the use of proactive, educative and reinforced-based strategies to achieve meaningful and durable behavior outcomes. As a staff we will be focusing on acknowledging positive behavior in the classrooms, hallways and the lunchroom by teaching and reinforcing our ***“Raider Red Expectations.”***

During the first week of school and throughout the year, staff members will be teaching our ***“Raider Red Expectations: I Can Listen, Learn and Lead”*** to students. We hope that by modeling and communicating these expectations to our students that they will begin to have a better idea of what is expected of them as students at Davis Junior High. We feel that the expectations of listening, learning and leading will serve as a roadmap for success for all of our students as they navigate junior high school to eventually transitioning to the high school and beyond. It is a goal of our program to provide students with common language and the necessary problem solving skills that will help them have a much more productive and positive day at Davis. Students who are engaging in listening, learning and leading behaviors will be individually acknowledged by earning ***“Raider Red Tickets”*** and honored with prizes and recognition during our weekly lunchroom drawings on Fridays. Students will also participate in our “Grades and Citizenship” program. This is an academic and citizenship reward system that is set in place to encourage students to do their very best on Progress Reports and Report Cards. There are seven cycles per year. Each student will receive points for the grades as well as their citizenship performance grade. The points are rolled into ranges that students can attain throughout each progress and report card cycle for various school raffles and prizes. This will allow students to have more access to “fun” school opportunities and we are very happy about this part of our program. Our ***“Raider Red Expectations: I Can Listen, Learn and Lead”*** will be posted throughout the classrooms and school for easy reference for our students. It is our hope that you will spend some time reviewing the matrix with your child as it clearly defines the expectations for our students within the program.



**listen. learn. lead.**  
I can ...



Classroom/ Media Center	Bathroom/ Locker Room	Office	Cafeteria	Hallways	Bus
<ul style="list-style-type: none"> <li>Take ownership of my actions</li> <li>Use positive words, tone, and actions</li> <li>Stay on task and complete work on time</li> <li>Use materials/equipment appropriately</li> <li>Keep hands, feet, and objects to myself.</li> </ul>	<ul style="list-style-type: none"> <li>Honor privacy</li> <li>Use a conversational voice</li> <li>Clean up after myself</li> <li>Enter and exit quickly and return promptly to class</li> <li>Report unsafe/unclean conditions.</li> </ul>	<ul style="list-style-type: none"> <li>Wait quietly until acknowledged</li> <li>Remain in assigned areas until dismissed</li> <li>Use a conversational voice</li> <li>Use positive words, tone, and actions</li> <li>Keep hands, feet, and objects to myself.</li> </ul>	<ul style="list-style-type: none"> <li>Take ownership of my actions</li> <li>Use a conversational voice</li> <li>Sit and remain in assigned areas until dismissed</li> <li>Clean up the tables and floor</li> <li>Be aware of food allergies.</li> </ul>	<ul style="list-style-type: none"> <li>Take ownership of my actions</li> <li>Walk quietly</li> <li>Use a conversational voice</li> <li>Keep hands, feet, and objects to myself</li> <li>Keep the floor clean.</li> </ul>	<ul style="list-style-type: none"> <li>Take ownership for my actions</li> <li>Move safely onto and off of the bus</li> <li>Remain seated for the entire ride</li> <li>Use a conversational voice</li> <li>Keep hands, feet, and objects to myself.</li> </ul>

**The UCS Legacy of Learning**  
**Pursue Excellence**  
**Live Your Passion**  
**Be Where You Belong**



The design vision gives our students more space to work in groups on projects that develop essential skills such as collaboration, communication and problem solving.



The elementary classroom of the future remains focused on safety and provides an environment that gives teachers the flexibility to work with individuals and in small and large groups.

## **Reimagining UCS Elementary Schools**

Thanks to UCS voters, our school district is embarking on a transformative approach to how our elementary school facilities will support future generations of learners.

As work began this summer, the reconstruction of DeKeyser Elementary is demonstrating our vision for the future.

By building, renovating and innovating, UCS is able to update elementary schools districtwide with facilities that encourage growth and achievement.

Through this transformation, the new design will:

- Create additional layers of safety.

- Support achievement through space that fosters learning communities.
- Provide teachers with the flexibility and technology for large and small group instruction.
- Provide a modern look that grows community pride and enhances property values.

For more information:

[www.uticak12.org/safetyandsuccess](http://www.uticak12.org/safetyandsuccess)



**UTICA  
COMMUNITY  
SCHOOLS**

## Attendance Area Review

With the reconstruction of elementary schools, Utica Community Schools is able to address long-standing issues related to school attendance areas.

The attendance areas for UCS were introduced in most cases when the facilities opened more than 50 years ago.

As a result, some neighborhood subdivisions are geographically disconnected from neighboring communities with boundaries that do not take advantage of major landmarks and roadways.

Currently, the district's citizens Enrollment Distribution Advisory Committee is reviewing patterns for elementary schools feeding into Henry Ford II High School. A plan will be shared with the community by mid-December.

Through this review, neighborhood schools would foster a stronger sense of community and provide more students with access to updated facilities that encourage growth and achievement.

### The 2023 Bond Issue – Improving every school with a focus on safety

The \$550 million bond issue represents the largest facility improvement investment in the history of Utica Community Schools.

The bond issue, supported by 70 percent of district voters in 2023, is focused on safety and provides improvements at every UCS school.

Examples of projects that are benefiting schools districtwide include:

- Additional layers of safety, such as replacement of doors, installation of safety locks, and shatter-resistant glass.
- Walls and doors installed at former "Open Concept" schools. These were completed in 2024.

- Improved parking lots through redesigns and/or repaving.
- Install new playground equipment and replace playground surfacing at all elementary schools.
- The continued implementation of the school district's long-range facility improvement program, including roofs, heating and cooling systems, and electrical and plumbing infrastructure.
- Improved athletic fields for all high schools and fan-friendly stadium renovations. This project is scheduled to begin in the spring.

To see a list of projects by school with updated timelines, please see our website: [uticak12.org/safetyandsuccess](https://uticak12.org/safetyandsuccess)

---

## BOARD OF EDUCATION

Mary K. Thomas, Ph.D, President  
Denyeal Nesovski, Vice President  
Michele Templeton, Treasurer  
Kelli Rankin, Secretary

Kimberly Becker, Trustee  
Steven R. Meyer, Ph.D., Trustee  
Machelle Fitzpatrick, Trustee

Robert S. Monroe, Superintendent of Schools

# Davis Raider Review - November

## UCS Vision

Utica Community Schools, in partnership with our community, will empower students to positively transform their future and the world.

## UCS Mission

Utica Community Schools ignites a passion for learning in all students. We strengthen our community by welcoming all learners, honoring culture, and inspiring remarkable growth and achievement.

## Davis Mission

Davis Junior High will work collaboratively to unlock learning passion through relevant experiences including academic knowledge, technical competency, and professional skills to provide students with a competitive career advantage.

<https://davis.uticak12.org/>

### Week at a Glance (November 11 - 15)

#### November

11	7 <sup>th</sup>	Vision Screening		
11	7&8	Boys Basketball Tryouts	Gym	
12	Art Club	Mrs. Borowski: Rm- B207	3-4:30pm	
12	8 <sup>th</sup>	UHHS Informational Meeting	Utica HS	6:30pm
13	7th	Web Activity (Details Coming Soon)	6 <sup>th</sup> hour	
13	8 <sup>th</sup>	GLK-UAIS Informational Meeting	UAIS	6:30pm
14	Tutoring (Must Sign Up Prior - <a href="mailto:jabourit@stu.uticak12.org">jabourit@stu.uticak12.org</a> )		Media Center	3:00-3:50pm

### Down the Road Items – Continue to Monitor Future Raider Reviews for Additional Dates and Events

#### November

18	9 <sup>th</sup>	Vision Screening		
18	Medical Club	Rm - 318 LaRue	3:15-4:15pm	
19	8 <sup>th</sup>	Stevenson Made Informational Meeting	Stevenson	6:30pm
20	8 <sup>th</sup>	CSI Informational Meeting	IRC	6:30pm
21	Tutoring (Must Sign Up Prior - <a href="mailto:jabourit@stu.uticak12.org">jabourit@stu.uticak12.org</a> )		Media Center	3:00-3:50pm
21	8 <sup>th</sup>	MST Informational Meeting	IRC	6:30pm
27-29	No School - Thanksgiving Break			

#### December

2	Medical Club	Rm - 318 LaRue	3:15-4:15pm	
2	Boys Basketball Game	Bemis	7 <sup>th</sup> - 4:00	8 <sup>th</sup> - 5:30pm
3	Art Club	Mrs. Borowski: Rm - B207	3-4:30pm	
5	Tutoring (Must Sign Up Prior - <a href="mailto:jabourit@stu.uticak12.org">jabourit@stu.uticak12.org</a> )		Media Center	3:00-3:50pm
5	Pathways to Success	Henry Ford	6:00-8:30pm	
5	Boys Basketball Game	Malow	7 <sup>th</sup> - 4:00	8 <sup>th</sup> - 5:30pm
6	8 <sup>th</sup>	Application for Specialty Programs Open	4:00pm	
9	Boys Basketball Game	Eppler	7 <sup>th</sup> - 4:00	8 <sup>th</sup> - 5:30pm
10	Art Club	Mrs. Borowski: Rm- B207	3-4:30pm	
11	7th	Web activity (Details Coming Soon)	6 <sup>th</sup> hour	
12	Tutoring (Must Sign Up Prior - <a href="mailto:jabourit@stu.uticak12.org">jabourit@stu.uticak12.org</a> )		Media Center	3:00-3:50pm
12	Boys Basketball Game	7 <sup>th</sup> - 4:00	8 <sup>th</sup> - 5:30pm	

### UCS Specialty Program Video Links - [UCS Specialty Programs - YouTube](#)

#### Davis Spirit Wear

We will be using Clothing Graphics for Davis Spirit Wear [Davis spiritwear \(clothinggraphics.com\)](http://clothinggraphics.com)



UAIS National Honor Society students are going to be available for free tutoring on Thursdays afterschool in the media center. This will be from 3:00 – 3:50 p.m. and is available for students that would like to sign up. Tutoring will start Thursday, November 7 and students can sign up by emailing the advisor at the following email: [jabourit@stu.uticak12.org](mailto:jabourit@stu.uticak12.org). We have 10 tutors available and students that sign up should be motivated to utilize their assistance accordingly. Students that are not taking advantage of the free service appropriately will not be allowed to participate.

When a student has accumulated 11 absences in any one class over the course of a semester, the student will be notified in a meeting with an assistant/associate principal that they have lost credit in that class and that they are placed on an attendance contract to earn the credit back. There are two parts to a contract, and they are below:

- In preparation for the school year all health plans and authorization for medication forms should be returned to the office before the first day of school with any required medications. All medical forms can be accessed here: [Resources and Forms / Resources and Forms \(uticak12.org\)](#) If you do not have access to the website, please contact the Davis office to arrange for copies to be picked up. If your child takes the bus, you will also be asked to complete two Transportation forms. Please return one to the school office when you bring your Health Care Plan, and the second should be handed to the driver on the first day of school, both with color pictures attached. Transportation requires this be done promptly to ensure the driver is aware of any potential emergencies. If you have any questions or specific concerns, please feel free to contact your school nurse at [rebecca.rosbolt@uticak12.org](mailto:rebecca.rosbolt@uticak12.org).

Davis Junior High has several students and staff members who have allergic reactions to strong perfumes, after-shave and men's cologne. The reactions range from mild to severe headaches that result in nausea and being sent home from school. These strong smells trigger asthma attacks and at times, students need to receive medical attention. We are asking students to put on their favorite fragrance once in the morning before school. Please do not bring in bottles and sprays of cologne, after-shave and perfume to re-apply throughout the day. Thank you for your cooperation and help with this!

Yearbooks can be pre ordered from the same site as the picture site above with the following code: 25DAVISYB.

# 2024-25 Davis Jr High Yearbook Ordering

**Sales Start Now & Go Thru December 20th, 2024**

**Yearbook without personalization - \$40.00  
(Cash, Checks & Online)**

**Personalized Yearbook  
with Name & up to 4 Icons = \$49.00 (Online Only Sales)**



2024-25 DAVIS JR HIGH  
Personalized Yearbook  
\$49.00




**To order your yearbook, visit  
[www.KaiserStudio.com](http://www.KaiserStudio.com)**

Click "Order Pictures";  
Select the "Order Pictures Here" option;  
Enter the School ID Code (to the left)  
or **SCAN THE QR CODE**

School ID Code:

**25DAVISYB**

2024-25

**Kaiser Studio**  
SCHOOL PORTRAITS & YEARBOOKS  
1825 Birchwood Drive • Troy, Michigan 48063  
Customer Service: Mon-Fri 8:30am - 4pm • (248) 619-9119



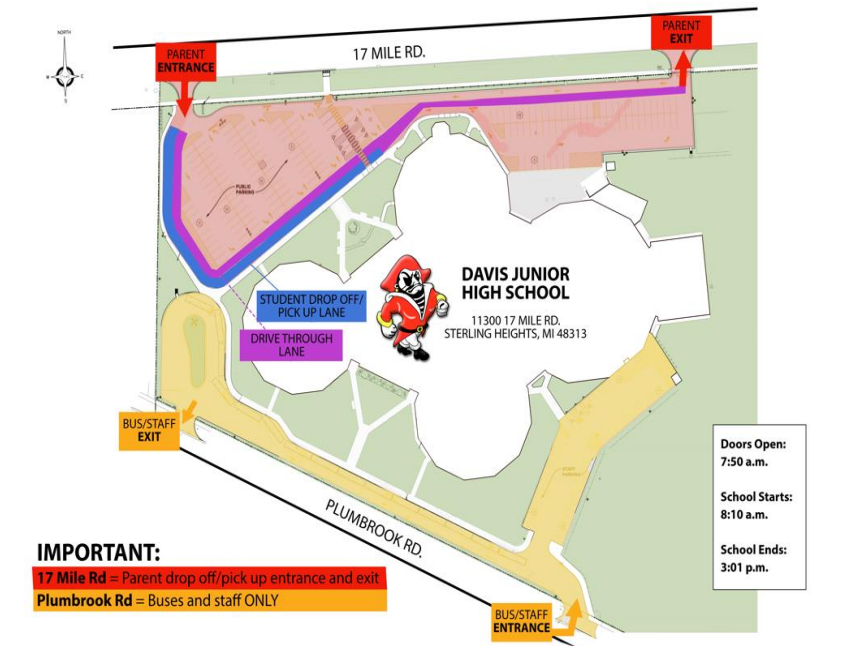
## Safety and Security – Front Doors

The front doors will be locked during school hours. To gain access at Door #2, ring the button near the far-left door at the main entrance. Office staff will see you through the security camera and unlock the doors if deemed appropriate. Please report directly to the main office and **be prepared to show identification**.

## School Drop Off Information (Parking Lot Map)

Please see the map below for the parent entrance regarding the drop off and drive through lane in front of the school.

**Parents should drop their child off and proceed to the exit as marked on the map below.** Cars should not be using the drop off lane to park. We anticipate it will take some time for the flow of the parking lot drop off to work itself out. Please exercise patience and caution at arrival times!



## Sports Physicals

For the 2024 - 25 school year, a sport physical is required for all students who participate in sports. A physical examination must be completed on or after **April 15, 2024** to be considered a valid physical for the 2024 - 2025 school year. The MHSAA two-page physical form has not changed and remains on the district athletic page as well as on MHSAA.com. [Click here to be redirected to the MHSAA Website](#)

## Athletic Events – Home Games (Davis Junior High) – Fall, Winter, Spring Athletics

Students that are attending any home athletic events at Davis Junior High **must have a valid school ID card and be accompanied by a parent**. Students are not allowed to attend the event without these two criteria and should not be dropped off at school. Students that are without a parent will be asked to contact a parent to be picked up.

## Athletic Participation and Tryouts

Students must have passing grades and good citizenship to participate in athletic events. For 7<sup>th</sup> and 8<sup>th</sup> grade students that want to tryout the following criteria is utilized by athletic teams:

- 7<sup>th</sup> and 8<sup>th</sup> - Any student that failed three or more classes from the previous reporting period (semester/marking period) and has three or more low citizenship marks of U or N from the previous reporting period (semester/marking period) may not try out for an athletic team.
- Students that make an athletic team and earn failing grades and/or have low citizenship marks (N or U or combination) will be placed on academic probation during the season. The criteria above is utilized for weekly athletic eligibility checks with grades (three or more failed classes) and citizenship (three or more Ns or Us).
- Must be in school for 3 hours to play.

## Davis Junior High Communication Flowchart Process

Parents transitioning from elementary to junior high school often wonder the best way to have their question or concern addressed. It is easy to become discouraged when attempts to communicate with school officials are not addressed only to be referred to others to resolve a problem their child may be experiencing in school. In order to help parents with this process and assist in efficiency, the ***“Davis Junior High School Communication Process Flowchart,”*** has been created. This sequence is in place to make sure your questions and concerns are addressed to the proper school official. It is our hope that the flowchart will be utilized as a way to direct your question or concern so that it may be handled by the appropriate school official and responded to quickly. ***As always, classroom concerns and questions should be directed to the specific teacher involved.*** The chart is listed within this newsletter, will be available at Raider Day and will also be available on the website for parents for future reference. Please note that our office staff will be trained to help assist parents with this process and in many cases, you will be referred to the first level in order to provide you with the most direct staff member.

### ***Davis Junior High School Communication Flowchart Process***

**Most parent and community questions are easily and completely answered by communicating directly with the staff member closest to the situation.** As you move further along the flowchart, the staff is less directly involved and usually needs additional time to research the situation before they can give you an answer. If you do not hear back from the person you have contacted within **two (2) business days**, it is appropriate to reach out to them again before moving along to the next level of the flowchart. We do not expect your questions or concerns to go unanswered for a long period of time. Each situation should first be addressed at whatever level the initial action was taken with appeals moving on to the next level on the ***“Communication Process Flowchart.”*** The easiest way to communicate is via e-mail while a phone call is the next preferable way.

**Davis Junior High Communication Process Flowchart**

Davis Junior High Communication Process Flowchart					
Area of concern	First Level	Second Level	Third Level	Fourth Level	Fifth Level
Instruction/Curriculum	Teacher	Counselor	Assistant Principal	Principal	Board Office
Athletics	Coach	Davis Athletic Director	Principal	District Athletic Director	Board Office
Special Education	Teacher	Special Education Staff	Counselor	Principal	Board Office
Student Concerns/Guidance/Health Related Concerns	Teacher	Counselor	Assistant Principal	Principal	Board Office
Classroom Discipline	Teacher	Counselor	Assistant Principal	Principal	Board Office
Non – Classroom School Discipline	Teacher	Counselor	Assistant Principal	Principal	Board Office
Classroom Concerns	Teacher	Counselor	Principal	Board Office	
Scheduling Concerns/Changes* (See Below)	Teacher*	Counselor	Principal	Board Office	
Transportation	Bus Driver	Assistant Principal (Discipline)	Transportation Supervisor	Board Office	

**Scheduling Concerns/Changes\*** – In order to process a schedule change, parents must first have met with the teacher and put a plan in place to support the struggling student. If after several weeks, the student is still struggling, it would be appropriate to move to the second level.

**Please note - Classroom questions concerning your child should be addressed with your child’s teacher before contacting the counselors and/or school administration.** Allow for **two (2) business days for a response**. If no response is received from a teacher during that time, send a second email or phone call to that teacher. Please note that compliments or acknowledgements of positive events can be directed to everyone along the chain. All of us appreciate hearing that there is something good that has happened. We all look forward to a wonderful school year with few complaints!

### **Guidelines for Parent Communications to Teachers and Staff**

The purpose of this section is to serve as a general guide for ensuring effective communication from parents to teachers, staff and administrators. Communication refers to both the sending and receiving of information, such as email and notes, and verbal communications such as telephone conversations and face-to-face meetings. In order to ensure a successful exchange of information, it is important that all parties follow a few key principles.

### **Maintain Respectful and Open Communication**

- Always use a respectful and polite tone.

- Request, don't demand.
- Be ready not just to provide information, but to listen to teacher/staff observations and perspectives.
- Enter the exchange with an open mind and assume a shared best interest for your child.
- Be prepared to work collaboratively to solve problems.
- Threats and/or inappropriate language will not be tolerated toward staff members.

### **Confidentiality**

- Recognize that confidentiality may limit information that can be shared from school to parents, including consequences for other students' behaviors.

### **Time to Respond to Communications**

- Teachers will make every effort to respond as soon as possible to parent communications, with the understanding that the teaching day sometimes precludes immediate responses.
- Teachers and staff may need some time to collect needed information before responding.

### **Whom to Contact**

- Most communications of classroom concerns should be directed at first to your child's teacher.
- If you have an issue with a particular staff member, first try to address those concerns with that staff member directly.
- If you have discussed with your child's teacher and the issue has not been addressed to your satisfaction, then move to the next level.
- Please recognize that it is both the policy and the value of our school that we operate with openness, collaboration and the shared best interest for every student.

## **SCHOOL INFO - COMMUNICATION GUIDELINES AND PROCEDURES**

As part of an ongoing effort to foster effective communications between parents and staff at Davis, school officials developed the following communication guidelines. The goal is to establish a set of reasonable expectations and behaviors for parents and staff. These guidelines will be reviewed on a periodic basis and adjusted as necessary.

### **UPDATE YOUR CONTACT INFORMATION**

It is important that the school has current phone numbers and addresses on file in our school data system. If you move or change your phone number, it is imperative that you notify the school and update your emergency contact information. Please visit the office to update a form.

### **CONTACTING TEACHERS OR STAFF**

#### **Best mode: email/phone**

Parents wanting to meet with or contact a teacher should email the teacher. If email is not possible, parents can either call 586.797.2700 or visit the main office to request a meeting. Phone messages are checked every day. Please allow for two (2) business days for a response. If no response is received from a teacher during that time, send a second email or phone call to that teacher before moving to the next level on the flowchart.

### **CONTACTING SCHOOL ADMINISTRATION**

#### **Best mode: email/phone**

Parents requesting a meeting with or wanting to contact an administrator should use email. If email is not possible, parents can either call 586.797.2700 or visit the main office to request a meeting. **Parents that have not followed the "Communication Process Flowchart" will be directed to the appropriate level based on the circumstances.** Phone messages are checked regularly. Please allow for two (2) business days for a response. If no response is received from an administrator during that time, send a second email or phone call before moving to the next level on the flowchart.

### ***PBS Winners – A, B and C Lunch***

These students earned “Raider Red Tickets” for demonstrating that they “Listen, Learn and Lead.”



Every week we hold a “red card” drawing at lunch for students. Names are announced in the newsletter every week! Congratulations to our winners!

### ***Davis Junior High Highlights***

Recently several of our classes went to Tilson Street in Romeo to celebrate Halloween! They had a great time!



## **Davis Junior High Student ID Policy (*All Students Must Have ID's Visible*)**

Davis Junior High School continues to work to ensure the safety and security for all staff and students. This is a top priority each and every day. All students at Davis will now be required to wear and have visible their school ID badges at all times. In addition, the wearing of school identification provides a professional setting and promotes College and Career Readiness for all students. Wearing of ID badges is required as part of many workplace environments, as well as on college and university campuses. Furthermore, the wearing of student IDs provides easy identification of students for teachers, substitutes, district staff personnel, and law enforcement if ever needed.

Students have received their school IDs from Raider Day or will receive them over the first weeks of school. The expectation will be reinforced with students on Day 1 as well as at the student handbook meeting presentations on Tuesday, September 10.

### **The benefits & reasons for students wearing a current student ID card:**

- To be in class
- To borrow library books
- To obtain early dismissal
- To allow movement during lunch, going to and from restrooms
- To be on campus before or after school
- To move between classes and/or the hallway during passing time periods
- To participate in school activities, assemblies, dances, etc. on the campus of Davis
- To get into high school events for free (if offered by the high school)
- To be used for the PBS Earned Privilege Level for Citizenship and Academics (Raider Red)/Lunchroom

### **Student ID Card Guidelines:**

A student's ID card authorizes him/her to be on the school campus. **EVERY** student must wear his or her student ID card while on school grounds. It is crucial that the school staff is able to identify everyone on campus. Identification of staff and students is a safety issue and will not be compromised. **Student IDs may be left in the student's assigned locker overnight so as to ensure the student ID is not left at home. Teachers will do periodic student ID checks in class, at the discretion of administration.** Periodic incentives will be provided at the discretion of administration when school-wide student ID checks are implemented.

### **The following guidelines must be adhered to when wearing student ID cards:**

- Student ID cards must be worn on a lanyard.
- Student ID cards cannot be worn on a shirtsleeve, pants, outside of pockets, under a shirt, coat, jacket or at the bottom of a shirt. The student ID card **must be visible AT ALL TIMES** (i.e. not kept in a purse, pocket or backpack).
- The student ID card must be presented to any school staff member or person of authority upon request.
- The front and back of the student ID card cannot be altered (i.e. no markings, other photos, etc.). Defacing or altering the student ID is prohibited.
- Wearing another student's ID card is prohibited.
- Lost, stolen, altered, damaged and/or defaced student ID cards must be replaced **IMMEDIATELY**.
- If the ID card is lost, a student may purchase a new student ID card from the office.
  - **There will be a \$5.00 fee to replace a lost ID badge and a \$3.00 fee to replace lost lanyards.**
  - At the discretion of the administration, a designated hour may be established for purchasing IDs.
- Students are excused from wearing ID cards during classes **IF** a teacher/administrator considers it to be a safety risk during identified classroom or other activities, including, but not limited to:
  - Science labs, equipment use, physical education, music, and other classes when wearing the student ID may cause entanglement or safety concerns.

### **Students who do not have their student ID cards will adhere to the following procedures:**

**Before school begins, a student who does not have a student ID must obtain a temporary ID in the Main Office.**



- Please note that there is a limit of three consecutive days that a student may obtain a temporary ID. After the third consecutive day, student will report to the Assistant Principal.
- If a student reports to class **WITHOUT** a proper or temporary ID, the teacher will send the student to the office to obtain a temporary ID. The temporary ID **MUST** be worn and visible for the remainder of the day. The temporary ID will have the date issued on it and needs to be returned at the end of the day.

**Consequences for Not Displaying/Possessing School ID card:**

- **1st Violation - FIRST** Verbal Warning for not wearing school issued and/or temporary ID. Warning given by Administrator.
- **2nd Violation - SECOND** Verbal Warning for not wearing school issued and/or temporary ID. Warning given by Administrator.
- **3rd Violation** – Responsible Choices Room (Lunch detention) – Issued a temporary ID and a call home by Administrator.
- **4th Violation** – Additional consequences, up to and including suspension at the discretion of Administration.

**NOTE: Consequences are cumulative for the entire school year.**

\*\*If requested by staff, all students must provide access to their ID. Failure to comply with a reasonable request from any staff member is defined as Defiance of Authority. Any consequence for failure to comply will be in addition to the one for the ID violation\*\*

***Davis Junior High School reserves the right to modify the Student ID Policy at any time without notice. Any subsequent changes to the policy will be communicated through its normal means of dispersing information.***

## Parent & Student Handbook Reminders (Davis Junior High)

### Locker Information (Per UCS Student Handbook)

All lockers assigned to students are the property of the Utica Community Schools. At no time does the school relinquish its exclusive control of its lockers. Students are solely responsible for the contents of their locker and should not share their locker with other students, pre-set locker combinations or divulge locker combinations to other students, unless authorized by the school principal or his/her designee. Accordingly, the Board of Education authorizes the school principal or his/her designee to search lockers and locker contents at any time, without notice and without parent or guardian consent. Law enforcement officials shall be notified upon seizure of dangerous items, or items that are required to be reported.

### Technology Information (Per UCS Student Handbook)

#### Technology Users WILL NOT:

- Tamper with computer or network components in a way that will make them either temporarily or permanently inoperable.
- Access or modify other accounts, data, files and/or passwords without authorization.
- Use district technology to send, receive, print or display messages that are inflammatory, harassing in nature, sexist, racist or otherwise inappropriate. No sending inappropriate messages.
- Use district technology to distribute material that jeopardizes the health and safety of students; is obscene or pornographic; causes disruption of school activities; plagiarizes the work of others; is a commercial advertisement; or is not approved by the building administrator.

**MISUSE OF TECHNOLOGY WILL RESULT IN DISCIPLINARY ACTION, UP TO AND INCLUDING LOSS OF TECH PRIVILEGES, SUSPENSION OR EXPULSION**

#### General Reminders

- **Poor Citizenship Marks** - Students who receive poor citizenship marks may be excluded from school events.
- **School Property** (books, materials, furniture, etc.) – Do not damage, will be assessed repair & replacement costs
- **Bullying** (possible expellable offense) Bullying shall be defined as any written, verbal, or physical act, or any electronic communication that is intended or that a reasonable person would know is likely to harm one or more pupils either directly or indirectly. Often occurs when a student is exposed, repeatedly and over time, to negative actions on the part of one or more students. See handbook.
- **Fighting** - Fighting, physical harassment, planning to fight, threatening behavior are prohibited. 1<sup>st</sup> offense fighting (5-day suspension), 2<sup>nd</sup> offense (10-day suspension)
- **Physical contact** (kissing, hugging, handholding) prohibited
- **Drugs** of all kinds are prohibited. Selling, buying, possessing, giving, accepting, or using tobacco, alcoholic beverages, narcotics, drugs, or behavior-altering substances, possession or use of electronic cigarettes, hookah pens or similar devices. (**possible expellable offense**) See handbook (Substance Abuse & Use of Tobacco)  
***Intoxicants, narcotics, depressants, stimulants, look-alike drugs or illegal substances are not allowed on school property. Any infraction will result in a referral to parents and police.***
- **Sexual Harassment Policy** (Verbal, Written or Physical) See handbook.
- **Suspension** - No participation credit. Make up work with 70% of grade earned
- **Skiping (Unexcused Absence)** - No participation credit. Cannot make up missed work

#### Expulsions Level Offense

- Weapons (including air soft guns)
- Drugs
- Criminal Sexual Conduct
- Arson
- Physical Assault of an Employee

As part of our PBS expectations, we ask all students to practice and model “Listen, Learn and Lead” at all times!



## **Davis Junior High School Cell Phone Policy**



### **RED ZONE- OFF LIMITS**



Phones are prohibited and should not be used in Red Zones, including the following areas:

- A, B, C, E Pod Restrooms
- Boys and Girls Locker Rooms
- Main Office (unless with staff permission)
- Counseling Office (unless with staff permission)



### **YELLOW ZONE**



Phones are allowed at the discretion of staff/school administration in Yellow Zones, include the following:

- Classrooms (Privilege – teacher discretion)
- Hallways (Privilege – administrative team discretion)
- Cafeteria (Privilege – administrative team discretion)
- Bus (Privilege – bus driver discretion)
- Media Center (Privilege – staff discretion)

### **GREEN ZONE**



Phones are allowed in Green Zones, unless the administrative team puts the hallways and cafeteria on yellow for a period of time. Green Zones include the following areas:

- Hallways
- Cafeteria
- Before/After School (Arrival and Dismissal)



**Note – any pictures or recordings of other students in the red, yellow, or green zones will result in loss of privileges as noted below and additional administrative consequences per the UCS student handbook.**



# **Davis Junior High School**

## **Cell Phone Policy**

### **STUDENT CONSEQUENCES**



Cell Phone Usage in **Red Zone** & **Yellow Zone** Consequences:

- **1st offense:**
  - phone is confiscated and returned to the student at the end of the day
  - incident documented
- **2nd offense:**
  - phone is confiscated and returned to the student at the end of the day
  - incident documented
- **3rd offense:**
  - phone is confiscated and returned to the student at the end of the day
  - incident documented
  - Responsible Choices Room – 1 day
  - parent(s) notified
- **4th offense:**
  - phone is confiscated and returned to the student at the end of the day
  - incident documented
  - Responsible Choices Room – 3 days
  - parent notified
- **5th offense:**
  - phone is confiscated
  - parent must pick up cell phone
  - additional administrative consequences per UCS student handbook as determined by administrative team.

## School Dress Code

Davis has always taken pride in its well-groomed students and maintains high expectations in terms of neatness and compliance with the approved UCS Dress Code. Student appearance should not be disruptive to the educational process. Please observe the following guidelines:

- Student appearance should be neat and clean.
- Dress that is indecent, calls undue attention to an individual has lettering or symbols that are derogatory or disrespectful is deemed to be disruptive are prohibited.
- Clothing that promotes illegal substances or drugs, illegal activities, violence, tobacco or alcohol is prohibited.
- Outdoor apparel, hats, unhemmed cut-offs, spandex, beach wear, short skirts, yoga pants and clothing that does not cover the shoulders or mid-section are not proper attire and are not to be worn in school.
- Tattered or ripped clothing is not acceptable. Blue jeans with holes or tears above the knee will not be allowed.
- Articles of clothing worn as group identifiers or which promote a disruptive school climate are prohibited.
- Beach wear, slipper, tights, low-cut tops, tank tops, sleeveless tops, muscle-shirts, see-through clothing, short skirts, short shorts, tight clothing without proper coverage, pajamas and clothing exposing the shoulders or mid-section are not allowed.
- Shoes must be worn at all times.
- Jewelry and accessories that may be deemed dangerous are prohibited.
- Knee-length skirts and knee-length shorts are acceptable.
- **Student stomachs should not be showing at any time.**

Students who do not follow the above guidelines may be given other clothing to wear.

## Expectations for Yoga Pants/Leggings (Change in practice)

Yoga pants and leggings are allowed only with a longer shirt/sweater/top to cover. The following information has been shared with students and we appreciate your help communicating this to your children.



**OK for Davis Dress Code**



**NOT OK for Davis Dress Code**



## Positive Behavior Support/Earned Privilege Program

Davis Junior High School has always strived to maintain a safe and orderly learning environment for all of our students. In an effort to improve our school climate and culture, many of the Davis staff members volunteered their time two years ago to form a Positive Behavior Support (PBS) Committee. PBS is a broad range of systemic and individualized strategies for achieving important social and learning outcomes. This program is aimed at building effective learning environments in which positive behavior is acknowledged for all students. Our program emphasizes the use of proactive, educative and reinforced-based strategies to achieve meaningful and durable behavior outcomes. As a staff we will be focusing on acknowledging positive behavior in the classrooms, hallways and the lunchroom by teaching and reinforcing our ***“Raider Red Expectations.”***

During the first week of school and throughout the year, staff members will be teaching our ***“Raider Red Expectations: I Can Listen, Learn and Lead”*** to students. We hope that by modeling and communicating these expectations to our students that they will begin to have a better idea of what is expected of them as students at Davis Junior High. We feel that the expectations of listening, learning and leading will serve as a roadmap for success for all of our students as they navigate junior high school to eventually transitioning to the high school and beyond. It is a goal of our program to provide students with common language and the necessary problem solving skills that will help them have a much more productive and positive day at Davis. Students who are engaging in listening, learning and leading behaviors will be individually acknowledged by earning ***“Raider Red Tickets”*** and honored with prizes and recognition during our weekly lunchroom drawings on Fridays. Students will also participate in our “Grades and Citizenship” program. This is an academic and citizenship reward system that is set in place to encourage students to do their very best on Progress Reports and Report Cards. There are seven cycles per year. Each student will receive points for the grades as well as their citizenship performance grade. The points are rolled into ranges that students can attain throughout each progress and report card cycle for various school raffles and prizes. This will allow students to have more access to “fun” school opportunities and we are very happy about this part of our program. Our ***“Raider Red Expectations: I Can Listen, Learn and Lead”*** will be posted throughout the classrooms and school for easy reference for our students. It is our hope that you will spend some time reviewing the matrix with your child as it clearly defines the expectations for our students within the program.



**listen. learn. lead.**  
I can ...




Classroom/ Media Center	Bathroom/ Locker Room	Office	Cafeteria	Hallways	Bus
<ul style="list-style-type: none"> <li>Take ownership of my actions</li> <li>Use positive words, tone, and actions</li> <li>Stay on task and complete work on time</li> <li>Use materials/equipment appropriately</li> <li>Keep hands, feet, and objects to myself.</li> </ul>	<ul style="list-style-type: none"> <li>Honor privacy</li> <li>Use a conversational voice</li> <li>Clean up after myself</li> <li>Enter and exit quickly and return promptly to class</li> <li>Report unsafe/unclean conditions.</li> </ul>	<ul style="list-style-type: none"> <li>Wait quietly until acknowledged</li> <li>Remain in assigned areas until dismissed</li> <li>Use a conversational voice</li> <li>Use positive words, tone, and actions</li> <li>Keep hands, feet, and objects to myself.</li> </ul>	<ul style="list-style-type: none"> <li>Take ownership of my actions</li> <li>Use a conversational voice</li> <li>Sit and remain in assigned areas until dismissed</li> <li>Clean up the tables and floor</li> <li>Be aware of food allergies.</li> </ul>	<ul style="list-style-type: none"> <li>Take ownership of my actions</li> <li>Walk quietly</li> <li>Use a conversational voice</li> <li>Keep hands, feet, and objects to myself</li> <li>Keep the floor clean.</li> </ul>	<ul style="list-style-type: none"> <li>Take ownership for my actions</li> <li>Move safely onto and off of the bus</li> <li>Remain seated for the entire ride</li> <li>Use a conversational voice</li> <li>Keep hands, feet, and objects to myself.</li> </ul>

## ***UCS District Information and Events***

Utica Community Schools is joining a statewide coalition in an initiative called "Limitless Potential," which is aimed to tell the special education story of our communities. Through this initiative, we will inform our community about special education, the value it brings to our schools and neighborhoods, and the many successes we celebrate with our students and staff. To learn more, go to <http://uticak12.org/limitlesspotential>


# EDUCATION IS LIMITLESS



**SPECIAL EDUCATION HAS THE POWER TO TRANSFORM LIVES  
AND UNLOCK EVERYONE'S LIMITLESS POTENTIAL.**

**UTICA COMMUNITY SCHOOLS IS PROUD TO SUPPORT OUR  
3,524 STUDENTS WITH DIVERSE LEARNING NEEDS, ALONG  
WITH THEIR FAMILIES AND THE COMMUNITY. OUR VISION IS  
TO EMPOWER EVERY STUDENT BY CELEBRATING THEIR  
UNIQUE STRENGTHS AND HELPING THEM REACH THEIR  
FULLEST POTENTIAL.**

**WE ARE PROUD TO TELL THE STORY OF UCS SPECIAL  
EDUCATION THROUGH VOICES OF OUR STAFF, STUDENTS  
AND FAMILIES. LEARN MORE AT:  
[HTTP://UTICAK12.ORG/LIMITLESSPOTENTIAL](http://uticak12.org/limitlesspotential)**



# Davis Raider Review - November

## UCS Vision

Utica Community Schools, in partnership with our community, will empower students to positively transform their future and the world.

## UCS Mission

Utica Community Schools ignites a passion for learning in all students. We strengthen our community by welcoming all learners, honoring culture, and inspiring remarkable growth and achievement.

## Davis Mission

Davis Junior High will work collaboratively to unlock learning passion through relevant experiences including academic knowledge, technical competency, and professional skills to provide students with a competitive career advantage.

<https://davis.uticak12.org/>

## Week at a Glance (November 4 - 8)

### November

4	Medical Club	Rm:318 LaRue	3:15-4:15pm
5	Professional Development	PD Day	8:00-3:00pm
5	No School - Election Day		
6	8 <sup>th</sup> grade	Specialty Program Presentation (MADE)	8:20-8:50am (Cafeteria)
6	8 <sup>th</sup> grade	Specialty Program Presentation (UHHS)	1:15-1:45pm (Cafeteria)
7	8 <sup>th</sup> grade	Specialty Program Presentation (CSI)	8:20-8:50am (Cafeteria)
7	Tutoring (Must Sign Up Prior - <a href="mailto:jabourit@stu.uticak12.org">jabourit@stu.uticak12.org</a> )		Media Center 3:00-3:50pm
8	Report cards posted on Powerschool 4:00pm		

## Down the Road Items – Continue to Monitor Future Raider Reviews for Additional Dates and Events

### November

11	7 <sup>th</sup>	Vision Screening	
11	7&8	Boys Basketball Tryouts	Gym 3:10-4:00
12	Art Club	Mrs. Borowski: Rm- B207	3-4:30pm
12	8 <sup>th</sup>	UHHS Informational Meeting	Utica HS 6:30pm
13	7th	Web Activity (Details Coming Soon) 6 <sup>th</sup> hour	
13	8 <sup>th</sup>	GLK-UAIS Informational Meeting	UAIS 6:30pm
14	Tutoring (Must Sign Up Prior - <a href="mailto:jabourit@stu.uticak12.org">jabourit@stu.uticak12.org</a> )		Media Center 3:00-3:50pm
18	9 <sup>th</sup>	Vision Screening	
18	Medical Club	Rm:318 LaRue	3:15-4:15pm
19	8 <sup>th</sup>	Stevenson Made Informational Meeting	Stevenson 6:30pm
20	8 <sup>th</sup>	CSI Informational Meeting	IRC 6:30pm
21	Tutoring (Must Sign Up Prior - <a href="mailto:jabourit@stu.uticak12.org">jabourit@stu.uticak12.org</a> )		Media Center 3:00-3:50pm
21	8 <sup>th</sup>	MST Informational Meeting	IRC 6:30pm
27-29	No School - Thanksgiving Break		

## Davis Spirit Wear

We will be using Clothing Graphics for Davis Spirit Wear [Davis spiritwear \(clothinggraphics.com\)](http://clothinggraphics.com)

## UAIS National Honor Society Tutoring Club

UAIS National Honor Society students are going to be available for free tutoring on Thursdays afterschool in the media center. This will be from 3:00 – 3:50 p.m. and is available for students that would like to sign up. Tutoring will start Thursday, November 7 and students can sign up by emailing the advisor at the following email: [jabourit@stu.uticak12.org](mailto:jabourit@stu.uticak12.org) We have 10 tutors available and students that sign up should be motivated to utilize their assistance accordingly. Students that are not taking advantage of the free service appropriately will not be allowed to participate.

## Safety and Security – Front Doors

The front doors will be locked during school hours. To gain access at Door #2, ring the button near the far-left door at the main entrance. Office staff will see you through the security camera and unlock the doors if deemed appropriate. Please report directly to the main office and **be prepared to show identification.**

## 9<sup>th</sup> Grade (High School Attendance)

When a student has accumulated 11 absences in any one class over the course of a semester, the student will be notified in a meeting with an assistant/associate principal that they have lost credit in that class and that they are placed on an attendance contract to earn the credit back. There are two parts to a contract, and they are below:

- First, the student must pass the class with a D- or higher.
- Second, the student will show improvement in attendance in ALL classes. Improvement is determined on a sliding scale which allows for 1 absence for every three weeks (rounded up) left in the semester for each class.

## Notice to Parents of Students Needing Medications Stored in the Main Office

In preparation for the school year all health plans and authorization for medication forms should be returned to the office before the first day of school with any required medications. All medical forms can be accessed here: [Resources and Forms / Resources and Forms \(uticak12.org\)](https://www.uticak12.org/Resources-and-Forms/) If you do not have access to the website, please contact the Davis office to arrange for copies to be picked up. If your child takes the bus, you will also be asked to complete two Transportation forms. Please return one to the school office when you bring your Health Care Plan, and the second should be handed to the driver on the first day of school, both with color pictures attached. Transportation requires this be done promptly to ensure the driver is aware of any potential emergencies. If you have any questions or specific concerns, please feel free to contact your school nurse at [rebecca.rosbolt@uticak12.org](mailto:rebecca.rosbolt@uticak12.org).

## Perfume and Cologne in School

Davis Junior High has several students and staff members who have allergic reactions to strong perfumes, after-shave and men's cologne. The reactions range from mild to severe headaches that result in nausea and being sent home from school. These strong smells trigger asthma attacks and at times, students need to receive medical attention. We are asking students to put on their favorite fragrance once in the morning before school. Please do not bring in bottles and sprays of cologne, after-shave and perfume to re-apply throughout the day. Thank you for your cooperation and help with this!

## Yearbooks to Order

Yearbooks can be pre ordered from the same site as the picture site above with the following code: 25DAVISYB.

**2024-25 Davis Jr High**  
**Yearbook Ordering**

**Sales Start Now & Go Thru December 20th, 2024**



**Yearbook without personalization - \$40.00**  
(Cash, Checks & Online)

**Personalized Yearbook**  
with Name & up to 4 Icons = \$49.00 (Online Only Sales)

101	105	111	120	125	130	135	140	145	150	155
165	167	170	172	175	178	180	182	185	187	189
193	195	200	210	215	230	235	242	245	247	248
249	252	255	257	260	263	265	270	285	290	293
305	307	310	315	317	320	325	330	335	350	360
370	380	385	390	395	397	400	405	410	415	420
423	540	545	570	575	580	585	590	595		



**School ID Code:**  
**25DAVISYB**

**To order your yearbook, visit**  
**www.KaiserStudio.com**  
Click "Order Pictures".  
Select the "Order Pictures Here" option;  
Enter the School ID Code (to the left)  
OR **SCAN THE QR CODE**

**KAISER STUDIO**  
SCHOOL PORTRAITS & YEARBOOKS  
1825 Birchwood Drive • Troy, Michigan 48063  
Customer Service: Mon-Fri 8:30am - 4pm • (248)619-9119



## Stevenson Softball Information

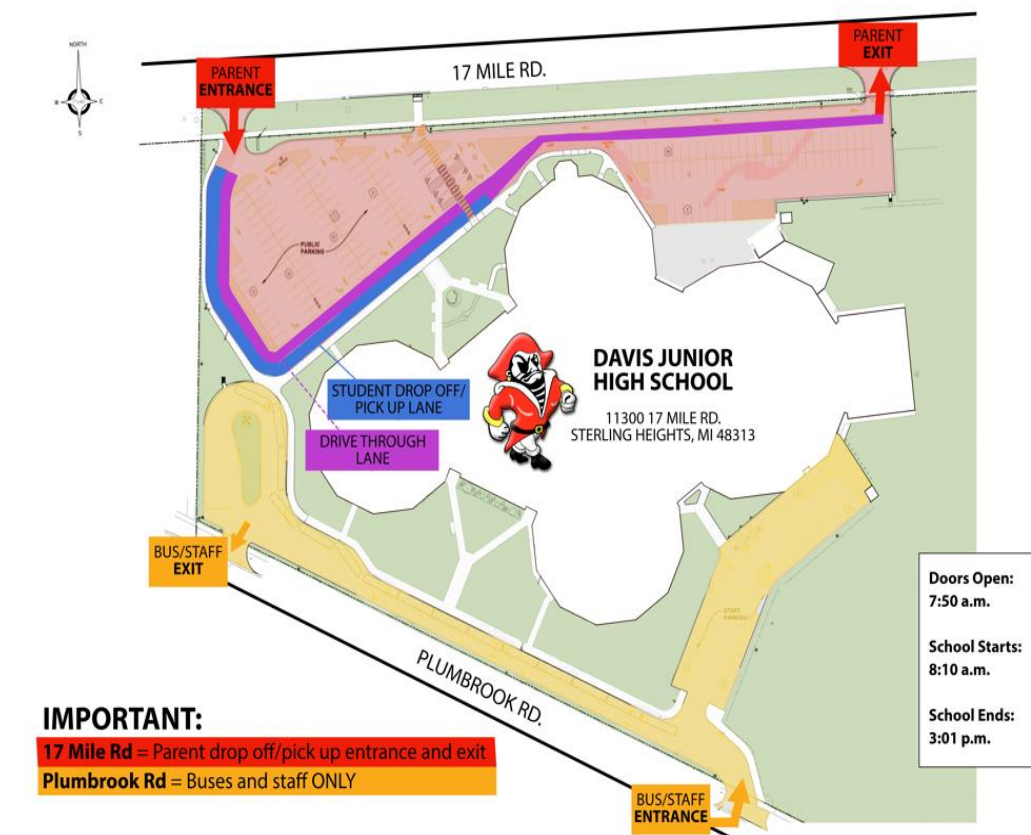


# Stevenson Softball

**INFORMATIONAL MEETING**  
NOVEMBER 7TH, 2024 FROM 5:30-6pm  
STEVENSON'S ECC  
ANY 9-12TH GRADE GIRLS INTERESTED IN TRYING OUT IN THE SPRING ARE WELCOME TO JOIN!  
PLEASE CONTACT [FRANCESCA.MADONNA@UTICAK12.ORG](mailto:FRANCESCA.MADONNA@UTICAK12.ORG) FOR MORE INFORMATION OR QUESTIONS.

### School Drop Off Information (Parking Lot Map)

Please see the map below for the parent entrance regarding the drop off and drive through lane in front of the school. **Parents should drop their child off and proceed to the exit as marked on the map below.** Cars should not be using the drop off lane to park. We anticipate it will take some time for the flow of the parking lot drop off to work itself out. Please exercise patience and caution at arrival times!





## Sports Physicals

For the 2024 - 25 school year, a sport physical is required for all students who participate in sports. A physical examination must be completed on or after **April 15, 2024** to be considered a valid physical for the 2024 - 2025 school year. The MHSAA two-page physical form has not changed and remains on the district athletic page as well as on MHSAA.com. [Click here to be redirected to the MHSAA Website](#)

## Athletic Events – Home Games (Davis Junior High) – Fall, Winter, Spring Athletics

Students that are attending any home athletic events at Davis Junior High **must have a valid school ID card and be accompanied by a parent**. Students are not allowed to attend the event without these two criteria and should not be dropped off at school. Students that are without a parent will be asked to contact a parent to be picked up.

## Athletic Participation and Tryouts

Students must have passing grades and good citizenship to participate in athletic events. For 7<sup>th</sup> and 8<sup>th</sup> grade students that want to tryout the following criteria is utilized by athletic teams:

- 7<sup>th</sup> and 8<sup>th</sup> - Any student that failed three or more classes from the previous reporting period (semester/marking period) and has three or more low citizenship marks of U or N from the previous reporting period (semester/marking period) may not try out for an athletic team.
- Students that make an athletic team and earn failing grades and/or have low citizenship marks (N or U or combination) will be placed on academic probation during the season. The criteria above is utilized for weekly athletic eligibility checks with grades (three or more failed classes) and citizenship (three or more Ns or Us).
- Must be in school for 3 hours to play.

## Davis Junior High Communication Flowchart Process

Parents transitioning from elementary to junior high school often wonder the best way to have their question or concern addressed. It is easy to become discouraged when attempts to communicate with school officials are not addressed only to be referred to others to resolve a problem their child may be experiencing in school. In order to help parents with this process and assist in efficiency, the ***“Davis Junior High School Communication Process Flowchart,”*** has been created. This sequence is in place to make sure your questions and concerns are addressed to the proper school official. It is our hope that the flowchart will be utilized as a way to direct your question or concern so that it may be handled by the appropriate school official and responded to quickly. ***As always, classroom concerns and questions should be directed to the specific teacher involved.*** The chart is listed within this newsletter, will be available at Raider Day and will also be available on the website for parents for future reference. Please note that our office staff will be trained to help assist parents with this process and in many cases, you will be referred to the first level in order to provide you with the most direct staff member.

### ***Davis Junior High School Communication Flowchart Process***

**Most parent and community questions are easily and completely answered by communicating directly with the staff member closest to the situation.** As you move further along the flowchart, the staff is less directly involved and usually needs additional time to research the situation before they can give you an answer. If you do not hear back from the person you have contacted within **two (2) business days**, it is appropriate to reach out to them again before moving along to the next level of the flowchart. We do not expect your questions or concerns to go unanswered for a long period of time. Each situation should first be addressed at whatever level the initial action was taken with appeals moving on to the next level on the ***“Communication Process Flowchart.”*** The easiest way to communicate is via e-mail while a phone call is the next preferable way.

**Davis Junior High Communication Process Flowchart**

Davis Junior High Communication Process Flowchart					
Area of concern	First Level	Second Level	Third Level	Fourth Level	Fifth Level
Instruction/Curriculum	Teacher	Counselor	Assistant Principal	Principal	Board Office
Athletics	Coach	Davis Athletic Director	Principal	District Athletic Director	Board Office
Special Education	Teacher	Special Education Staff	Counselor	Principal	Board Office
Student Concerns/Guidance/Health Related Concerns	Teacher	Counselor	Assistant Principal	Principal	Board Office
Classroom Discipline	Teacher	Counselor	Assistant Principal	Principal	Board Office
Non – Classroom School Discipline	Teacher	Counselor	Assistant Principal	Principal	Board Office
Classroom Concerns	Teacher	Counselor	Principal	Board Office	
Scheduling Concerns/Changes* (See Below)	Teacher*	Counselor	Principal	Board Office	
Transportation	Bus Driver	Assistant Principal (Discipline)	Transportation Supervisor	Board Office	

**Scheduling Concerns/Changes\*** – In order to process a schedule change, parents must first have met with the teacher and put a plan in place to support the struggling student. If after several weeks, the student is still struggling, it would be appropriate to move to the second level.

**Please note - Classroom questions concerning your child should be addressed with your child’s teacher before contacting the counselors and/or school administration.** Allow for **two (2) business days for a response**. If no response is received from a teacher during that time, send a second email or phone call to that teacher. Please note that compliments or acknowledgements of positive events can be directed to everyone along the chain. All of us appreciate hearing that there is something good that has happened. We all look forward to a wonderful school year with few complaints!

### **Guidelines for Parent Communications to Teachers and Staff**

The purpose of this section is to serve as a general guide for ensuring effective communication from parents to teachers, staff and administrators. Communication refers to both the sending and receiving of information, such as email and notes, and verbal communications such as telephone conversations and face-to-face meetings. In order to ensure a successful exchange of information, it is important that all parties follow a few key principles.

### **Maintain Respectful and Open Communication**

- Always use a respectful and polite tone.

- Request, don't demand.
- Be ready not just to provide information, but to listen to teacher/staff observations and perspectives.
- Enter the exchange with an open mind and assume a shared best interest for your child.
- Be prepared to work collaboratively to solve problems.
- Threats and/or inappropriate language will not be tolerated toward staff members.

### **Confidentiality**

- Recognize that confidentiality may limit information that can be shared from school to parents, including consequences for other students' behaviors.

### **Time to Respond to Communications**

- Teachers will make every effort to respond as soon as possible to parent communications, with the understanding that the teaching day sometimes precludes immediate responses.
- Teachers and staff may need some time to collect needed information before responding.

### **Whom to Contact**

- Most communications of classroom concerns should be directed at first to your child's teacher.
- If you have an issue with a particular staff member, first try to address those concerns with that staff member directly.
- If you have discussed with your child's teacher and the issue has not been addressed to your satisfaction, then move to the next level.
- Please recognize that it is both the policy and the value of our school that we operate with openness, collaboration and the shared best interest for every student.

## **SCHOOL INFO - COMMUNICATION GUIDELINES AND PROCEDURES**

As part of an ongoing effort to foster effective communications between parents and staff at Davis, school officials developed the following communication guidelines. The goal is to establish a set of reasonable expectations and behaviors for parents and staff. These guidelines will be reviewed on a periodic basis and adjusted as necessary.

### **UPDATE YOUR CONTACT INFORMATION**

It is important that the school has current phone numbers and addresses on file in our school data system. If you move or change your phone number, it is imperative that you notify the school and update your emergency contact information. Please visit the office to update a form.

### **CONTACTING TEACHERS OR STAFF**

#### **Best mode: email/phone**

Parents wanting to meet with or contact a teacher should email the teacher. If email is not possible, parents can either call 586.797.2700 or visit the main office to request a meeting. Phone messages are checked every day. Please allow for two (2) business days for a response. If no response is received from a teacher during that time, send a second email or phone call to that teacher before moving to the next level on the flowchart.

### **CONTACTING SCHOOL ADMINISTRATION**

#### **Best mode: email/phone**

Parents requesting a meeting with or wanting to contact an administrator should use email. If email is not possible, parents can either call 586.797.2700 or visit the main office to request a meeting. **Parents that have not followed the "Communication Process Flowchart" will be directed to the appropriate level based on the circumstances.** Phone messages are checked regularly. Please allow for two (2) business days for a response. If no response is received from an administrator during that time, send a second email or phone call before moving to the next level on the flowchart.

### ***PBS Winners – A, B and C Lunch***

These students earned “Raider Red Tickets” for demonstrating that they “Listen, Learn and Lead.”



Every week we hold a “red card” drawing at lunch for students. Names are announced in the newsletter every week! Congratulations to our winners!

### ***Davis Junior High Highlights***

What do you get when Davis French and Exploratory Language students join forces with Malow French and Exploratory Language students? A very fun and exciting field trip to the Macomb Center for the Performing Arts to see an acrobatic circus called Cirque Kalabanté! Our students, along with their parents and teachers, Madame Baldiga and Madame Hitzelberger, were treated to a ninety-minute performance of non-stop West African music, dancing and amazing gravity-defying gymnastics and acrobatics. A wonderful time was had by all!



## **Davis Junior High Student ID Policy (*All Students Must Have ID's Visible*)**

Davis Junior High School continues to work to ensure the safety and security for all staff and students. This is a top priority each and every day. All students at Davis will now be required to wear and have visible their school ID badges at all times. In addition, the wearing of school identification provides a professional setting and promotes College and Career Readiness for all students. Wearing of ID badges is required as part of many workplace environments, as well as on college and university campuses. Furthermore, the wearing of student IDs provides easy identification of students for teachers, substitutes, district staff personnel, and law enforcement if ever needed.

Students have received their school IDs from Raider Day or will receive them over the first weeks of school. The expectation will be reinforced with students on Day 1 as well as at the student handbook meeting presentations on Tuesday, September 10.

### **The benefits & reasons for students wearing a current student ID card:**

- To be in class
- To borrow library books
- To obtain early dismissal
- To allow movement during lunch, going to and from restrooms
- To be on campus before or after school
- To move between classes and/or the hallway during passing time periods
- To participate in school activities, assemblies, dances, etc. on the campus of Davis
- To get into high school events for free (if offered by the high school)
- To be used for the PBS Earned Privilege Level for Citizenship and Academics (Raider Red)/Lunchroom

### **Student ID Card Guidelines:**

A student's ID card authorizes him/her to be on the school campus. **EVERY** student must wear his or her student ID card while on school grounds. It is crucial that the school staff is able to identify everyone on campus. Identification of staff and students is a safety issue and will not be compromised. **Student IDs may be left in the student's assigned locker overnight so as to ensure the student ID is not left at home. Teachers will do periodic student ID checks in class, at the discretion of administration.** Periodic incentives will be provided at the discretion of administration when school-wide student ID checks are implemented.

### **The following guidelines must be adhered to when wearing student ID cards:**

- Student ID cards must be worn on a lanyard.
- Student ID cards cannot be worn on a shirtsleeve, pants, outside of pockets, under a shirt, coat, jacket or at the bottom of a shirt. The student ID card **must be visible AT ALL TIMES** (i.e. not kept in a purse, pocket or backpack).
- The student ID card must be presented to any school staff member or person of authority upon request.
- The front and back of the student ID card cannot be altered (i.e. no markings, other photos, etc.). Defacing or altering the student ID is prohibited.
- Wearing another student's ID card is prohibited.
- Lost, stolen, altered, damaged and/or defaced student ID cards must be replaced **IMMEDIATELY**.
- If the ID card is lost, a student may purchase a new student ID card from the office.
  - **There will be a \$5.00 fee to replace a lost ID badge and a \$3.00 fee to replace lost lanyards.**
  - At the discretion of the administration, a designated hour may be established for purchasing IDs.
- Students are excused from wearing ID cards during classes **IF** a teacher/administrator considers it to be a safety risk during identified classroom or other activities, including, but not limited to:
  - Science labs, equipment use, physical education, music, and other classes when wearing the student ID may cause entanglement or safety concerns.

### **Students who do not have their student ID cards will adhere to the following procedures:**

**Before school begins, a student who does not have a student ID must obtain a temporary ID in the Main Office.**



- Please note that there is a limit of three consecutive days that a student may obtain a temporary ID. After the third consecutive day, student will report to the Assistant Principal.
- If a student reports to class **WITHOUT** a proper or temporary ID, the teacher will send the student to the office to obtain a temporary ID. The temporary ID **MUST** be worn and visible for the remainder of the day. The temporary ID will have the date issued on it and needs to be returned at the end of the day.

**Consequences for Not Displaying/Possessing School ID card:**

- **1st Violation - FIRST** Verbal Warning for not wearing school issued and/or temporary ID. Warning given by Administrator.
- **2nd Violation - SECOND** Verbal Warning for not wearing school issued and/or temporary ID. Warning given by Administrator.
- **3rd Violation** – Responsible Choices Room (Lunch detention) – Issued a temporary ID and a call home by Administrator.
- **4th Violation** – Additional consequences, up to and including suspension at the discretion of Administration.

**NOTE: Consequences are cumulative for the entire school year.**

\*\*If requested by staff, all students must provide access to their ID. Failure to comply with a reasonable request from any staff member is defined as Defiance of Authority. Any consequence for failure to comply will be in addition to the one for the ID violation\*\*

***Davis Junior High School reserves the right to modify the Student ID Policy at any time without notice. Any subsequent changes to the policy will be communicated through its normal means of dispersing information.***

## Parent & Student Handbook Reminders (Davis Junior High)

### Locker Information (Per UCS Student Handbook)

All lockers assigned to students are the property of the Utica Community Schools. At no time does the school relinquish its exclusive control of its lockers. Students are solely responsible for the contents of their locker and should not share their locker with other students, pre-set locker combinations or divulge locker combinations to other students, unless authorized by the school principal or his/her designee. Accordingly, the Board of Education authorizes the school principal or his/her designee to search lockers and locker contents at any time, without notice and without parent or guardian consent. Law enforcement officials shall be notified upon seizure of dangerous items, or items that are required to be reported.

### Technology Information (Per UCS Student Handbook)

#### Technology Users WILL NOT:

- Tamper with computer or network components in a way that will make them either temporarily or permanently inoperable.
- Access or modify other accounts, data, files and/or passwords without authorization.
- Use district technology to send, receive, print or display messages that are inflammatory, harassing in nature, sexist, racist or otherwise inappropriate. No sending inappropriate messages.
- Use district technology to distribute material that jeopardizes the health and safety of students; is obscene or pornographic; causes disruption of school activities; plagiarizes the work of others; is a commercial advertisement; or is not approved by the building administrator.

**MISUSE OF TECHNOLOGY WILL RESULT IN DISCIPLINARY ACTION, UP TO AND INCLUDING LOSS OF TECH PRIVILEGES, SUSPENSION OR EXPULSION**

#### General Reminders

- **Poor Citizenship Marks** - Students who receive poor citizenship marks may be excluded from school events.
- **School Property** (books, materials, furniture, etc.) – Do not damage, will be assessed repair & replacement costs
- **Bullying** (possible expellable offense) Bullying shall be defined as any written, verbal, or physical act, or any electronic communication that is intended or that a reasonable person would know is likely to harm one or more pupils either directly or indirectly. Often occurs when a student is exposed, repeatedly and over time, to negative actions on the part of one or more students. See handbook.
- **Fighting** - Fighting, physical harassment, planning to fight, threatening behavior are prohibited. 1<sup>st</sup> offense fighting (5-day suspension), 2<sup>nd</sup> offense (10-day suspension)
- **Physical contact** (kissing, hugging, handholding) prohibited
- **Drugs** of all kinds are prohibited. Selling, buying, possessing, giving, accepting, or using tobacco, alcoholic beverages, narcotics, drugs, or behavior-altering substances, possession or use of electronic cigarettes, hookah pens or similar devices. (**possible expellable offense**) See handbook (Substance Abuse & Use of Tobacco)  
***Intoxicants, narcotics, depressants, stimulants, look-alike drugs or illegal substances are not allowed on school property. Any infraction will result in a referral to parents and police.***
- **Sexual Harassment Policy** (Verbal, Written or Physical) See handbook.
- **Suspension** - No participation credit. Make up work with 70% of grade earned
- **Skippping (Unexcused Absence)** - No participation credit. Cannot make up missed work

#### Expulsions Level Offense

- Weapons (including air soft guns)
- Drugs
- Criminal Sexual Conduct
- Arson
- Physical Assault of an Employee

As part of our PBS expectations, we ask all students to practice and model “Listen, Learn and Lead” at all times!



## **Davis Junior High School Cell Phone Policy**



### **RED ZONE- OFF LIMITS**



Phones are prohibited and should not be used in Red Zones, including the following areas:

- A, B, C, E Pod Restrooms
- Boys and Girls Locker Rooms
- Main Office (unless with staff permission)
- Counseling Office (unless with staff permission)



### **YELLOW ZONE**



Phones are allowed at the discretion of staff/school administration in Yellow Zones, include the following:

- Classrooms (Privilege – teacher discretion)
- Hallways (Privilege – administrative team discretion)
- Cafeteria (Privilege – administrative team discretion)
- Bus (Privilege – bus driver discretion)
- Media Center (Privilege – staff discretion)

### **GREEN ZONE**



Phones are allowed in Green Zones, unless the administrative team puts the hallways and cafeteria on yellow for a period of time. Green Zones include the following areas:

- Hallways
- Cafeteria
- Before/After School (Arrival and Dismissal)



**Note – any pictures or recordings of other students in the red, yellow, or green zones will result in loss of privileges as noted below and additional administrative consequences per the UCS student handbook.**



# **Davis Junior High School**

## **Cell Phone Policy**

### **STUDENT CONSEQUENCES**



Cell Phone Usage in **Red Zone** & **Yellow Zone** Consequences:

- **1st offense:**
  - phone is confiscated and returned to the student at the end of the day
  - incident documented
- **2nd offense:**
  - phone is confiscated and returned to the student at the end of the day
  - incident documented
- **3rd offense:**
  - phone is confiscated and returned to the student at the end of the day
  - incident documented
  - Responsible Choices Room – 1 day
  - parent(s) notified
- **4th offense:**
  - phone is confiscated and returned to the student at the end of the day
  - incident documented
  - Responsible Choices Room – 3 days
  - parent notified
- **5th offense:**
  - phone is confiscated
  - parent must pick up cell phone
  - additional administrative consequences per UCS student handbook as determined by administrative team.

## School Dress Code

Davis has always taken pride in its well-groomed students and maintains high expectations in terms of neatness and compliance with the approved UCS Dress Code. Student appearance should not be disruptive to the educational process. Please observe the following guidelines:

- Student appearance should be neat and clean.
- Dress that is indecent, calls undue attention to an individual has lettering or symbols that are derogatory or disrespectful is deemed to be disruptive are prohibited.
- Clothing that promotes illegal substances or drugs, illegal activities, violence, tobacco or alcohol is prohibited.
- Outdoor apparel, hats, unhemmed cut-offs, spandex, beach wear, short skirts, yoga pants and clothing that does not cover the shoulders or mid-section are not proper attire and are not to be worn in school.
- Tattered or ripped clothing is not acceptable. Blue jeans with holes or tears above the knee will not be allowed.
- Articles of clothing worn as group identifiers or which promote a disruptive school climate are prohibited.
- Beach wear, slipper, tights, low-cut tops, tank tops, sleeveless tops, muscle-shirts, see-through clothing, short skirts, short shorts, tight clothing without proper coverage, pajamas and clothing exposing the shoulders or mid-section are not allowed.
- Shoes must be worn at all times.
- Jewelry and accessories that may be deemed dangerous are prohibited.
- Knee-length skirts and knee-length shorts are acceptable.
- **Student stomachs should not be showing at any time.**

Students who do not follow the above guidelines may be given other clothing to wear.

## Expectations for Yoga Pants/Leggings (Change in practice)

Yoga pants and leggings are allowed only with a longer shirt/sweater/top to cover. The following information has been shared with students and we appreciate your help communicating this to your children.



**OK for Davis Dress Code**



**NOT OK for Davis Dress Code**



## Positive Behavior Support/Earned Privilege Program

Davis Junior High School has always strived to maintain a safe and orderly learning environment for all of our students. In an effort to improve our school climate and culture, many of the Davis staff members volunteered their time two years ago to form a Positive Behavior Support (PBS) Committee. PBS is a broad range of systemic and individualized strategies for achieving important social and learning outcomes. This program is aimed at building effective learning environments in which positive behavior is acknowledged for all students. Our program emphasizes the use of proactive, educative and reinforced-based strategies to achieve meaningful and durable behavior outcomes. As a staff we will be focusing on acknowledging positive behavior in the classrooms, hallways and the lunchroom by teaching and reinforcing our ***“Raider Red Expectations.”***

During the first week of school and throughout the year, staff members will be teaching our ***“Raider Red Expectations: I Can Listen, Learn and Lead”*** to students. We hope that by modeling and communicating these expectations to our students that they will begin to have a better idea of what is expected of them as students at Davis Junior High. We feel that the expectations of listening, learning and leading will serve as a roadmap for success for all of our students as they navigate junior high school to eventually transitioning to the high school and beyond. It is a goal of our program to provide students with common language and the necessary problem solving skills that will help them have a much more productive and positive day at Davis. Students who are engaging in listening, learning and leading behaviors will be individually acknowledged by earning ***“Raider Red Tickets”*** and honored with prizes and recognition during our weekly lunchroom drawings on Fridays. Students will also participate in our “Grades and Citizenship” program. This is an academic and citizenship reward system that is set in place to encourage students to do their very best on Progress Reports and Report Cards. There are seven cycles per year. Each student will receive points for the grades as well as their citizenship performance grade. The points are rolled into ranges that students can attain throughout each progress and report card cycle for various school raffles and prizes. This will allow students to have more access to “fun” school opportunities and we are very happy about this part of our program. Our ***“Raider Red Expectations: I Can Listen, Learn and Lead”*** will be posted throughout the classrooms and school for easy reference for our students. It is our hope that you will spend some time reviewing the matrix with your child as it clearly defines the expectations for our students within the program.



**listen. learn. lead.**  
I can ...



Classroom/ Media Center	Bathroom/ Locker Room	Office	Cafeteria	Hallways	Bus
<ul style="list-style-type: none"> <li>Take ownership of my actions</li> <li>Use positive words, tone, and actions</li> <li>Stay on task and complete work on time</li> <li>Use materials/equipment appropriately</li> <li>Keep hands, feet, and objects to myself.</li> </ul>	<ul style="list-style-type: none"> <li>Honor privacy</li> <li>Use a conversational voice</li> <li>Clean up after myself</li> <li>Enter and exit quickly and return promptly to class</li> <li>Report unsafe/unclean conditions.</li> </ul>	<ul style="list-style-type: none"> <li>Wait quietly until acknowledged</li> <li>Remain in assigned areas until dismissed</li> <li>Use a conversational voice</li> <li>Use positive words, tone, and actions</li> <li>Keep hands, feet, and objects to myself.</li> </ul>	<ul style="list-style-type: none"> <li>Take ownership of my actions</li> <li>Use a conversational voice</li> <li>Sit and remain in assigned areas until dismissed</li> <li>Clean up the tables and floor</li> <li>Be aware of food allergies.</li> </ul>	<ul style="list-style-type: none"> <li>Take ownership of my actions</li> <li>Walk quietly</li> <li>Use a conversational voice</li> <li>Keep hands, feet, and objects to myself</li> <li>Keep the floor clean.</li> </ul>	<ul style="list-style-type: none"> <li>Take ownership for my actions</li> <li>Move safely onto and off of the bus</li> <li>Remain seated for the entire ride</li> <li>Use a conversational voice</li> <li>Keep hands, feet, and objects to myself.</li> </ul>

## ***Additional School Startup Information***

### **Administration of Medication**

In cases with medication, parents can administer to their children at home. In the event that it is not possible and a student needs to take medication at school, the school may administer either prescription or non-prescription medicine, but only when authorized by the student's parent/guardian **and the child's physician**. Requests must be made by completing an **Authorization for Medication Form**, available in the school office. This form must be signed by the child's physician.

### **Afterschool Reminder**

Students should be within their scheduled activity/picked up afterschool. Pick up should be no later than 3:20 p.m.

### **Arrival and Drop Off Information (Non-Bus Students)**

Davis Junior High will open doors at 7:50 a.m. Students should enter the building and report directly to the cafeteria. Parents – as a reminder for student drop off, we have two locations along the front of the school. The locations for drop off are **the A Pod entrance (look for drop off signs)** and the front of the building. To alleviate some of the traffic, please plan on dropping students off early on in the line along the sidewalk and letting them walk in the A Pod entrance. This will speed up traffic in the morning and as always, please exercise patience and caution. **One lane only for student drop off!** We appreciate your help!

### **Attendance Line Information (586.797.2799)**

If you are calling in for an early dismissal, please press 0 and talk to an office assistant. If you are calling in an absence, please call in prior to 9:00 a.m. When calling in your child's absence, please make sure you spell the last name as well.

### **Automated Phone Call: Contact Update**

Utica Community Schools will continue to message important school-related information such as delayed openings or school closure through a number of resources including local media outlets. As a service to parents and staff, the district will also continue to call directly to phone numbers linked to our Automated Call Information Alert System. Parent phone numbers for the automated call are drawn from PowerSchool which should be updated at the building level.

### **Breakfast Information**

Davis Junior High will make available nutritious breakfast to students and staff daily starting August 29, 2023. Breakfast will be served at 7:50 a.m.

### **Bus Passes**

Bus passes are a privilege and will only be permitted if a bus has not reached capacity. Both students must be bus riders and both students must submit a note from their parent to the Main Office before 1st hour. The signed note from the parent should include the student's assigned bus number as well as the bus number they will be riding. The pass needs to be picked up by one of the students before the end of the day.

### **Davis Junior High Staff Website (<http://davis.uticak12.org/staff>)**

Teachers put their classroom information on the Davis website, under the staff page. [Click here](#) to access the site.

### **Davis Raider Review – Archived Editions**

For the parents new to Davis, you will notice that the most up to date information will always be at the top of the newsletter. As the month moves along, earlier editions of the newsletter are located below. This is done with the purpose of providing you an opportunity to find information in one newsletter as opposed to having to go back and review earlier editions that you may have saved. The newsletter will also be available on the Davis website.

### **Davis Spirit wear**

[Davis spiritwear \(clothinggraphics.com\)](http://clothinggraphics.com)

### **Food Deliveries**

Food that is delivered by a company such as Door Dash or Grub Hub will not be permitted at Davis. Due to school safety concerns and the disruption to the school day, we cannot accommodate such deliveries. We ask that all students bring their own lunch or buy a lunch from the cafeteria. If a student forgets their lunch, they may borrow against their lunch account in the cafeteria, or a parent may drop off a lunch for their student. Coffee, smoothies and outside breakfast brought in the school in the morning must be consumed before going into first hour. This is the practice that takes place at the high school level and Davis is aligning with Stevenson in order to provide consistent expectations for our students.

### **Early Dismissals**

Students who need to be excused during a school day should bring in a signed note from their parents to the main office prior to school starting in the morning. The note should include the **date, time, and reason for the dismissal as well as who will be picking the child up**. Please do not leave a message for an early dismissal on our attendance line. This procedure will ensure that your child will be dismissed on time and should keep unnecessary phone calls to a minimum. **When signing your child out early, please be prepared to show identification at the main office. Office staff will be asking for a driver's license or other form of identification in order to release the student.** Your cooperation is a greatly appreciated!

### **Homework Requests**

After a student has been absent for two days, homework requests may be made directly to the teachers, either by e-mail or phone. If parents contact the office, they will be directed to the classroom teacher. Please use PowerSchool to email teachers directly.

### **Junior High Parent and Student Handbook**

In the first days of school each year, every student in junior high participates in a handbook presentation with school administration. This handbook is a valuable resource containing information about athletic programs, bus transportation, attendance procedures, dress codes, graduation guidelines, technology use, how to communicate concerns, medical services, behavior guidelines and disciplinary procedures.

### **Lockers Assigned to Students**

7<sup>th</sup> grade or new students will be issued lockers at Raider Day based upon their grade. In each locker there is a lower shelf for additional storage of books. A separate gym locker will also be issued to each child during gym class. It is the student's responsibility to keep lockers secure. ***Please remind your child not to give out combinations to their friends.*** Sharing of combinations, even with friends, usually results in problems such as lost locks, books and/or folders.

### **Lunch Information and Procedures**

Students will follow our lunch procedures which will include coming in, sitting at their assigned seat, waiting for instructions, getting lunch, eating, and then being dismissed. Assignments are given so that students have a place to eat.

### **Michigan Cyber Safety Initiative**

The Michigan Cyber Safety Initiative (CSI) is a national, award-winning program and has been presented to more than one million students. It teaches children the importance of being safe, making smart decisions, and protecting themselves and others while online. [Click here](http://www.safeteens.com/tips-to-stop-cyberbullying) if you haven't reviewed the information with your child. The website is also below: [www.safeteens.com/tips-to-stop-cyberbullying](http://www.safeteens.com/tips-to-stop-cyberbullying)

### **Non-Emergency Deliveries and Messages**

Messages cannot be delivered to students during school hours. Non-emergency messages and deliveries will take place only at the end of 1<sup>st</sup> hour, lunchtime and at the end of the day. Students will not be released during class to report to the office to pick up messages or items brought in during the school day. Lunches will be sent to the cafeteria and distributed.

### **Office Telephone Use: How, When and Why?**

Office telephones are available to students in case of illness and special circumstances. Students should **not** use cell phones to call parents to report illness, accidents, or to request to leave school. Students should report to the main office.

### **Parking Lot Reminders**

The beginning of a new school year can bring out frustrations in the school parking lot as students are being dropped off in the morning and picked up at night. **We need to make sure we are modeling appropriate behavior for our children as well as adhering to basic rules to ensure safety in our parking lots daily.** For those parents that are new and a general reminder to all parents of how our drop off/pick up procedures works:

- The curb side student drop off area should be used as just that: Pull up, stop, the child(ren) exit the car, the car moves forward and then exits the parking lot by the gym area. Dropping your child(ren) off should only take a matter of seconds and speeds the process along for all.
- This curb side drive through lane should be used after dropping your child off and passing a car in front of you. Please exercise caution as cars could be coming from the parking lot.
- Bus loop - cars should not be driving through the bus loop at arrival or dismissal. This area is for school buses only and is not a cut through
- **Muriel Street - this is a great place to drop off and pick up your child. This would allow you to bypass the parking lot completely and utilize the crossing guard that is in front of the school on 17 mile. Several families have taken advantage of this instead of navigating the parking lot at arrival and dismissal.**

Each year we send out reminder messages to parents about the parking lot and we also include information in our weekly newsletter. Please take a moment to read/listen to these messages as our intent is to make school a safer place for all. I know that together we can provide a safe environment for our children. Hopefully this time change will assist as we move into the end of fall weather and winter months. From time to time, our partnership with the Sterling Heights Police Department allows them to randomly check out the parking lot flow and traffic patterns around the schools in Sterling Heights. You may notice them from time to time assisting and or observing these patterns. Please be aware that they have issued tickets before to parents that are not following the observed traffic rules above.

### **Parents and Visitors**

Everyone who enters Davis Junior High **must report to the Main Office.** This is a school district policy and in place to keep all students safe. You will need to sign in, put a visitor's pass on, and our office staff will be glad to assist you. Please do not attempt to gain access to the school through a side door or when students are leaving the building at dismissal.

### **Perfume and Cologne in School**

Davis Junior High has several students and staff members who have allergic reactions to strong perfumes, after-shave and men's cologne. The reactions range from mild to severe headaches that result in nausea and being sent home from school. These strong smells trigger asthma attacks and at times, students need to receive medical attention. We are asking students to put on their favorite fragrance once in the morning before school. Please do not bring in bottles and sprays of cologne, after-shave and perfume to re-apply throughout the day. Thank-you for your cooperation and help with this

### **PowerSchool Information**

Parents and students can view their student's schedules, attendance and grades. Parents with multiple UCS students can now create an account to access all of their data with a single login. Parents will need the access ID and access password for each student. Access IDs and passwords follow students from year to year.

### **School Safety Information**

Student and staff safety remains a priority for our school. Our district uses a multi-layered approach to proactively prepare for any type of emergency that is focused on training, school-based emergency plans, an emergency preparedness team consisting of law enforcement, mental health support, and constantly reviewing our facilities to determine improvement needs to enhance security. Recently, our staff has been engaged in training related to "Standard Response Protocols." The protocols identify five specific actions that use common language related to a potential incident: Hold, Secure, Lockdown, Evacuate and Shelter. The poster below is what we have had in every classroom in Utica Community Schools in English, Arabic and Spanish since the beginning of the school year.



To show students their role during these standard response protocols, we will be presenting the following video (<https://youtu.be/Nvkz7iomzcA>) that features a high school age student demonstrating how to react during each action area. It provides training in a very relaxed and engaging way directed at secondary students. Following the viewing of the video and discussion with their teacher, students will continue practicing the school/safety drills using the standard response protocols. Thank you for your continued partnership to keep our students and staff safe.

## Standard Response Protocol

UCS staff has been trained in the district's Standard Response Protocol used in the event of an emergency situation. Training for students is now ongoing.

The protocols have five stages:

- Hold! in the room or area and clear the halls
- Secure - Get inside. Lock Outside Doors.
- Lockdown! Locks, lights, out of sight
- Evacuate! (A location may be specified)
- Shelter - Hazard and safety strategy

Every classroom in UCS has a poster that identifies these strategies. To view the poster, please see this [link](#).



## Security

The front doors will be locked during school hours. To gain access at Door #2, ring the button near the far-left door at the main entrance. Office staff will see you through the security camera and unlock the doors if deemed appropriate. Please report directly to the main office.

## Student Cell Phones/Use of Electronic Devices

As we prepare to begin a new school year, it is important to revisit some district and building policies in regard to use of electronic communication devices (ECD.) With the permission of teachers, student may use cell phones in the classroom for educational purposes. **Students may not use cell phones to take pictures, text or call during the school day. Students may use their cell phones before school and after school, in the hallways, and at lunch.**

## Student ID Badges

All junior high students are required to wear their ID badge at all times. Students will get their IDs after Picture Day this year, so there will be a month where students will not be required to wear IDs. Once students receive their ID after school picture day, we always expect them to be worn. They need to be visible and, on a lanyard, which we will provide.



### **Student Planners**

Davis will once again be using a student planner and students will receive these books at Raider Day. The planner is a combination assignment book, classroom pass system, and organizational tool. Replacement or additional planners can be purchased at a cost of \$5.

### **Student Supplies/Backpacks**

Student general school supplies will include backpack, laptop, charger, headphones, writing utensil and notebooks/binders.

### **Social Media Information/School and Parent Responsibility**

Students should not be using social media sites such as Twitter, Instagram, Facebook, Snapchat, Kick, etc. during school hours. If students are using these sites off school grounds, monitoring of the sites and student use is the sole responsibility of the parent. School staff will not be responsible for this outside of school. Should social media information create a substantial disruption to the school, you may be contacted and/or disciplinary action will be taken depending on the severity of the incident. As the parent, if you feel that your child's safety and or privacy has been violated through social media outside of school, please contact the police as a first step intervention.

### **Weekly Communication – Newsletter (Davis Raider Review)**

The "Davis Raider Review" is an electronic newsletter that will be emailed through school messenger weekly (Thursday afternoons) to all parents and will start during the first week in September. The newsletter will be archived monthly on the Davis website and is a great way to keep up on events and information from the school.

### **Yearbooks on Sale**

Order your Davis Junior High yearbook during Raider Day for \$40. **After Raider Day, yearbooks are \$43.** Make sure to keep the receipt in a safe place so your child can bring it when yearbooks are distributed.

## ***Athletic Information – Current Sporting Events/Sports Related Information***

### **Beaumont Heart and Vascular Screenings Information**

[Heart & Vascular Screenings](#) | [Student Heart Check Schedule](#) | [Beaumont Health](#)

### **Concussion Awareness**

As part of a new state law, all UCS and Michigan parents will receive information about concussions, their symptoms, and what to do if you suspect a concussion. UCS parents will receive the form as part of the back to school registration packets. **The form, which asks parents to sign and return to the school office, is also available at this [link](#).** The form will also be required of all new families registering in UCS for the first time. In addition to providing the parent information sheet, UCS physical education staff members and coaches will also take part in an on-line training program about concussions. For more information about concussions, please visit the recommended sites below from the Center for Disease Control:

- [Primary Link for concussions in young athletes at the Center for Disease Control and Prevention](#)
- [Facts about Concussion and Brain Injury](#)
- [How Can I Recognize a Possible Concussion?](#)
- [Resource Links About Concussions](#)

### **Pay to Participate Payments**

Utica Community Schools offers PaySchools, an online system which allows you to make payments online via e-check or credit card. It can now be accessed from our school's website. Parents with students participating in fall sports are encouraged to use this system. It will be available as well for a variety of school-based programs. PaySchools offers easy and convenient online access 24 hours a day, seven days a week, an end to lost checks, the ability to view account history of purchases and the assurance of private and secure transactions. Not only is this service a convenience for you, it saves the district resources that can be spent on your child's education



## [Stevenson Titan Athletics - Stevenson High School Sports ...](#)

stevensontitans.com

New jerseys, gear, entry fees, retreats – the wish list of opportunities to improve your teams is long, and often, the ways to finance them are short.

---

The transportation schedule will also be posted on <http://stevensontitans.com/> under the "schedules" tab

## UCS District Information and Events

### UCS Specialty Program Parent Information Nights

More information can be found at the following link: <https://www.uticak12.org/Page/118>

#### ATTENTION 8<sup>TH</sup> GRADERS! CHECK OUT THE UCS HIGH SCHOOL SPECIALTY PROGRAMS!



##### **Utica Center for Mathematics, Science & Technology (MST)**

WEBSITE: [uticak12.org/ucmst](https://www.uticak12.org/ucmst)

Info Night: Thursday, November 21, 2024 - promptly begins at 6:30pm

Location: Instructional Resource Center, 14201 Canal Road, Sterling Hgts

Questions? Contact [Peter.Paulon@uticak12.org](mailto:Peter.Paulon@uticak12.org)



##### **GENE L. KLIDA Utica Academy for International Studies (IB)**

WEBSITE: [uticak12.org/glkuaib](https://www.uticak12.org/glkuaib)

Info Night: Wednesday, November 13, 2024 - promptly begins at 6:30pm

Location: Gene L. Klida Utica Academy for International Studies, 37400

Dodge Park Road, Sterling Hgts

Questions? Contact [Jennifer.Gebbie@uticak12.org](mailto:Jennifer.Gebbie@uticak12.org)



##### **Utica Stevenson Center for Manufacturing, Automation, and Design Engineering (MADE)**

WEBSITE: [uticak12.org/stevensonmade](https://www.uticak12.org/stevensonmade)

Info Night: Tuesday, November 19, 2024 - promptly begins at 6:30pm

Location: Stevenson High School, 39701 Dodge Park Road, Sterling Hgts

Questions? Contact [Alison.Hildebrand@uticak12.org](mailto:Alison.Hildebrand@uticak12.org)



##### **Utica Center for Science & Industry (CSI)**

WEBSITE: [uticak12.org/ucsi](https://www.uticak12.org/ucsi)

Info Night: Wednesday, November 20, 2024 - promptly begins at 6:30pm

Location: Instructional Resource Center, 14201 Canal Road, Sterling Hgts

Questions? Contact [Peter.Paulon@uticak12.org](mailto:Peter.Paulon@uticak12.org)



##### **Utica High School Academy for Health and Human Services (UHHS)**

WEBSITE: [uticak12.org/hhs](https://www.uticak12.org/hhs)

Info Night: Wednesday, November 12, 2024 - promptly begins at 6:30pm

Location: Utica High School: 47255 Shelby Rd, Shelby Township

Questions? Contact [Jeremy.kranzo@uticak12.org](mailto:Jeremy.kranzo@uticak12.org)



**UTICA  
COMMUNITY  
SCHOOLS**

## Health Plan Information

Utica Community Schools is committed to providing a healthy and safe environment for each of our students. A health plan is required to be completed at the beginning of every school year. Health plans should be completed for any condition that may involve special dietary considerations, activity accommodations, medications, or treatment of urgent problems. Completion of health plans allow our staff to take the best possible care of your child.

A physician signature is required on all health plans. Any medications that are to be distributed by school staff or used by your student at school must have an Authorization for Medication form completed and signed by a physician, including any over-the-counter medications. Health Care Plans and Authorization for Medication forms are available at [Resources and Forms / Resources and Forms \(uticak12.org\)](#)

Depending on your child's diagnosis, the following forms are required by the school:

- **Food Allergies/Insect Allergies/Latex Allergies\***
  - FARE Food Allergy and Anaphylaxis Emergency Care Plan
  - Michigan Department of Education Medical Statement to Request Special Meals and/or Accommodations (Special Diet Statement form),
  - Two (2) Authorization for Medications (for an antihistamine and for Epinephrine)
- **MDE Dietary Accommodations (Special Diet Statement)**
  - Required for Food Services for students with Food Allergies or other health conditions requiring specific meal accommodations.
- **Asthma\***
  - Asthma Health Care Plan
  - Authorization for Medication for a rescue inhaler.
- **Seizure\***
  - Seizure Health Care Plan
  - Authorization for Medication for rescue medications and/or other medications.
- **Diabetes\***
  - Diabetes Health Care Plan
  - Diabetes Medical Management Plan from your Endocrinologist
- **Heart Condition\***
  - Heart Condition Health Care Plan
- **Any other diagnosis\***
  - General Health Care Plan
  - Authorization for Medication if needed

Two transportation forms, with a COLOR photograph of your child attached to each, is required for students who ride a bus.

Please return all the necessary, completed, and signed forms to Mrs. Gipson at your earliest convenience. Forms can be delivered to the main office or emailed to [Patrice.Gipson@uticak12.org](mailto:Patrice.Gipson@uticak12.org)

Your cooperation will help ensure a safe and healthy school year. Any questions can be directed to the district nurses:

Emily Duzey, RN	<a href="mailto:emily.duzey@uticak12.org">emily.duzey@uticak12.org</a>	586-980-0743
Megan Holmes, RN	<a href="mailto:megan.holmes@uticak12.org">megan.holmes@uticak12.org</a>	586-980-0731
Brandolyn Mondoux, RN	<a href="mailto:brandolyn.mondoux@uticak12.org">brandolyn.mondoux@uticak12.org</a>	586-703-0647
Tiffanie Polizzi, RN	<a href="mailto:tiffanie.polizzi@uticak12.org">tiffanie.polizzi@uticak12.org</a>	586-719-2793
Rebecca Rosbolt, RN	<a href="mailto:rebecca.rosbolt@uticak12.org">rebecca.rosbolt@uticak12.org</a>	586-405-7493

## 2024 – 2025 School Calendar Information

2024-2025 Calendar	
August 27	First Day of School All K-12 Students- Elementary Student Half Day
August 30	No School for K-12 Students
September 2	No School for K-12 Students - Labor Day
September 18	No School for K-12 Students
October 10	Secondary Student Half Day - All Secondary Afternoon Conferences, High School only Evening Conferences
October 16	No School for K-12 Students
October 17	Junior High School Only - Evening Conferences
October 31	Elementary Student Half Day
November 1	Elementary Student Half Day - End of Marking Period
November 5	No School for K-12 Students - Election Day
November 7	Elementary Student Half Day - Afternoon Conferences
November 27-29	No School for K-12 Students - Thanksgiving Break
December 18	Secondary Student Half Day - Exams
December 19	Secondary Student Half Day - Exams
December 20	All Students K-12 Half Day - Exams and End of Marking Period
December 23 - January 3, 2025	No School for K-12 Students - Winter Break
January 20	No School for K-12 Students - Martin Luther King Jr. Day
February 17-21	No School for K-12 Students - Mid-Winter Break
March 21	Elementary Student Half Day - End of Marking Period
March 24-28	No School for K-12 Students - Spring Break
April 18	No School for K-12 Students – Good Friday
May 26	No School for K-12 Students - Memorial Day
June 9	Secondary Student Half Day- Exams
June 10	All Students K-12 Half Day - Exams
June 11	All Students K-12 Half Day - Exams and Last Day of School
<i>*Please note - The calendar is contingent on the State of Michigan consideration for an early start.</i>	



## Save the Date – Utica Community Schools Events

### District Event Schedule

#### Pathways Event

- December 5, 2024
- Location: Henry Ford II High School
- Time: 6:00 p.m. – 8:00 p.m.

#### Young 5's/Kindergarten Open House

- February 5, 2025
- Location: All UCS elementary schools
- Time: 7:00 p.m. – 8:00 p.m.

#### College and Career Pathways

- March 13, 2025
- Location: Henry Ford II High School
- Time: 6:00 p.m. – 8:00 p.m.

#### District Elementary Math Tournament

- May 1, 2025
- Location: Utica High School
- Time: 4:30 p.m. – 8:30 p.m.

#### District Art Show

- May 13 – May 15, 2025
- Location: Sterling Heights Community Center
- Time: 10:00 a.m. – 8:00 p.m.

### Michigan School Meals

All meals are free this year thanks to the Michigan School Meals law (8A, 8B). Students that would like to be eligible for benefits, such as pay-to-participate sports, college entrance fees, AP testing fees and more still need to fill out the Education Benefits Form or the School Meals Form. These forms are available at <https://utica.familyportal.cloud>. Please encourage your parents to fill out these forms (8C) to ensure we receive our Title I and other specialized funding from the state. Paper applications are arriving at your schools this week. For Elementary schools, please only send 1 copy home with either the oldest or the youngest child in the family. Secondary schools, please have paper copies available in your main offices.

### Meal Magic Family Portal and Menus

Families that wish to put money in their students' Meal Magic account(s) via credit card will need to create a Family Portal account. Please go to <https://utica.familyportal.cloud> to create the account. This is also where parents can fill out the Educational Benefit Forms (EBF). Menus are online at <https://uticak12.nutrislice.com>.

### Allergy Forms

Students with food allergies that wish to use school meals must have a Special Dietary Needs form (9A) filled out and signed by a physician. Forms need to be submitted to the office of Food and Nutrition Service. Without this form we cannot make accommodations. This form must be updated every year to ensure accuracy. Since all schools have vegetarian options available, parents do not need to fill out a form for this option. [Resources and Forms / Resources and Forms \(uticak12.org\)](#)  
[Food & Nutrition Services / Food Service Home Page \(uticak12.org\)](#)

## Allergens Form

We take food allergies and student safety very seriously. If your student has any food allergies, please have your physician fill out the MDE Dietary Needs Form and return it to the food service office. [MDE Special Diet Form](#).

- You must fill out a physician signed MDE Special Needs Accommodation form and send it to the Food Service office. Without this, we cannot make any accommodations. Please make sure to be specific in regard to the allergy (Example: all dairy or just fluid milk intolerance, etc.)
- Because allergies can change, you **MUST** fill out a new form EVERY YEAR.
- You must indicate to your child's school which days and which menu item you would like at least 48 hours in advance. We will not automatically have these available if we do not hear from parents in advance.
- A vegetarian and nut free options are available every day, so please see the regular menu.
- Juice or water are not acceptable substitutes per USDA guidelines. At this time, we have Kikkoman Soy milk as a substitute. You're welcome to send in your own milk with your child if they don't like it.
- We will do the best we can to accommodate other requests, but there may be some limitations. For questions, please call our food service office at 586-797-1180

## Information from School District Nurse

The flu season will continue through April. We wanted to provide you with some flu prevention tips:

- Hand washing is the best preventer of illness. Wash your hands often and especially before eating food, after using the bathroom, and after blowing your nose, coughing or sneezing. The CDC has a Handwashing Heroes Social Wall where you can send in pics of your kids washing their hands at: <https://www.cdc.gov/handwashing/heroes.html>
  - **Wet** your hands with clean, running water (warm or cold), turn off the tap, and apply soap.
  - **Lather** your hands by rubbing them together with the soap. Be sure to lather the backs of your hands, between your fingers, and under your nails.
  - **Scrub** your hands for at least 20 seconds. Need a timer? Hum the "Happy Birthday" song from beginning to end twice.
  - **Rinse** your hands well under clean, running water.
  - **Dry** your hands using a clean towel or air dry them.
- Cover your mouth and nose with tissue when you cough or sneeze
- Please do not send students in sick—they must be fever free for 24 hours without the use of Tylenol or Motrin
- See your doctor right away with symptoms to see if your child can get on medicine to help decrease symptoms or length of illness

## Employment Opportunities

Several Utica Community Schools employment opportunities are anticipated to be available for the 2024-2025 school year. This includes but is not limited to professional positions, paraprofessionals, bus drivers, food services, school-age childcare, trades, mechanics, and other important support work. District personnel serve as excellent ambassadors for the organization and are encouraged to promote the UCS employment website to persons interested in being part of the UCS team. Related resources include:

- The district general employment website can be found at <https://uticak12.tedk12.com/hire/index.aspx>. Interested people must follow the described process for each position. Internal candidates are reminded to indicate their status as internal when creating their profile in the applicant system.
- In addition to the general employment website, some position postings are additionally and/or separately distributed internally within the organization to promote or foster interest from existing staff who may not be regularly reviewing the website.
- EDUStaff opportunities please visit <https://www.edustaff.org/>

## UCS School Safety and Success Information

## MULTI-LAYERED APPROACH TO SAFETY & SUCCESS

At Utica Community Schools,  
everyone has a role to play  
in the safety and success of  
our students.

### STANDARD RESPONSE PROTOCOLS:

A uniform response that is  
clear for any crisis.

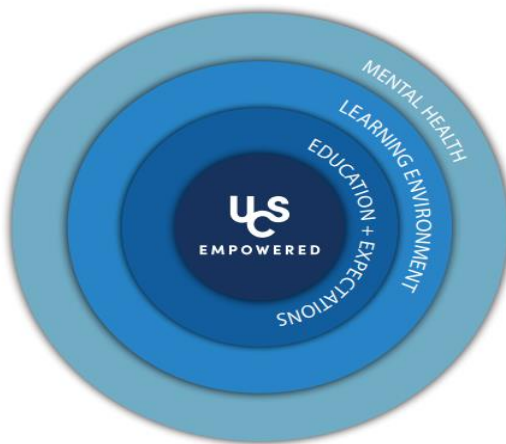
**Hold!** In the room or area and  
clear the halls.

**Secure!** Get inside. Lock  
outside doors.

**Lockdown!** Locks, lights, out  
of sight.

**Evacuate!** (A location may be  
specified)

**Shelter!** Hazard and safety  
strategy.



### EDUCATION + EXPECTATIONS

- **Training** – Staff have been trained in protocols related to incidents, threat assessments, CPR and medical response, and Automatic Defibrillator use.
- **Emergency Operations Plan** – Each school maintains an Emergency Operations Plan that identifies protocols and responses to a wide variety of school related safety issues.
- **Director of Safety and Management Services** – This role supports implementation of safety protocols and practices throughout the district.

### LEARNING ENVIRONMENT

- **Secure Entryways** – All visitors must be buzzed into the facility and enter through the main office area.
- **Swipe Door System** – All exterior doors are locked and can only be accessed through computer swipe badges issued to staff.
- **Door Locking System** – Door hardware has been replaced to improve locking system and Night Locks have been installed.
- **Security Cameras** – Cameras can be accessed by law enforcement in emergency situations.
- **Larger Entryways** – Currently reviewing options for the schools to have safety plans for large entryways like gyms and media centers.
- **School Resource Officer** – Law enforcement officer assigned to each comprehensive high school.
- **School Security Specialist** – Former law enforcement officers hired by the district are assigned to each junior high school and all "open concept" elementary schools.
- **Law Enforcement** – Our local law enforcement agencies work directly with the entire district to identify and implement best practices for a safe learning environment.
- **Common Language** – Working on standard language that everyone in the school understands if a problem occurs.

### MENTAL HEALTH

- **UCS Wellness** – Resources to provide guidance and awareness of mental health services.
- **Communication** – The district is working with school counselors on understanding common safety communication and language.
- **SMART Moves & DARE** – Education provided by law enforcement partners to promote positive decision making.
- **Training** – Staff members are trained in Trauma-Informed and Resilient Schools through Starr Commonwealth.
- **CARE of Southeastern Michigan Partnership** – Provides referral assistance for students in need of behavioral health services.
- **OK2SAY** – A student safety program which allows students to confidentially report tips on potential harmful or criminal activities directed at students and the school.
- **Character Strong** – A research-based K-12th grade wellness curricula and professional learning service that positively impacts lives.
- **MI-BEST (Macomb Intermediate Behavioral & Emotional Support Team)** – Counseling services provided to UCS students through a referral system.

<https://www.uticak12.org/ucssafety>

### New District App

Utica Community Schools has a new mobile app! Search for 'Utica Schools' in your phone's app store and download the free app to stay up-to-date on district and school news. The old mobile app 'Utica Community Schools' is no longer supported and should be deleted from your devices. Download at the App store [here](#) and Google Play [here](#).

### UCS Wellness Podcast

The UCS Wellness team is pleased to share the release of the fifth episode of the UCS Wellness Podcast. The team worked with community members to create a podcast regarding different physical, mental and social health areas for UCS staff, students and families. These podcasts are available on the UCS Wellness page: [UCS Wellness - Utica Community Schools \(uticak12.org\)](https://www.uticak12.org/ucswellness)

### Information Regarding the Next Phases of the Bond Project

This summer begins the most comprehensive facility improvement project in the history of Utica Community Schools. Over the next several years, renovation and construction projects across our district will address critical building needs and start the process of transforming our buildings to support future generations of students.

Safety remains the priority for the first phase of our bond issue. At Davis Junior High and other district schools, improvements will include door replacements with metal door frames as needed, upgrades to shatter-resistant glass, corridor entryway enhancements and the continued implementation of our nightlock system.

More information on the summer and fall 2024 projects is at this [link](#). In addition, the "Bond Project List by School" link on the page has been updated for additional scheduled improvements at Davis Junior High and those in our attendance areas.

Over the next few months, Utica Community Schools will be sharing more information on the strategic vision of UCS school facilities. Thanks to our voters, we are in a unique position to transform our facilities in a way that provides additional layers of safety, builds community pride, and creates spaces that will give our staff the tools they need to empower our students.

# WHAT'S NEXT FOR UCS?

## PROJECT PROPOSALS FOR DAVIS JUNIOR HIGH SCHOOL



### SAFETY

#### PHASE 1: Projects in this phase will be scheduled for summer 2024 through 2026

- Create additional layers of security to limit access for exterior entry points at main entrance and corridors, such as shatter-resistant glass
- Improve traffic flow patterns
- Replace drinking fountains with water bottle filling stations

### SUCCESS

- Modernize school sign with digital technology
- Upgrade kitchen and serving area
- Improve exterior landscape

#### PHASES 2-5

- Upgrade network infrastructure
- Upgrade security systems (cameras and access control)
- Improve the track and bleachers

- Improve exterior façade
- Upgrade the gym's lighting and audio system
- Renovate the media center
- Renovate restrooms
- Upgrade plumbing and HVAC systems
- Upgrade power systems
- Upgrade exterior lighting systems
- Purchase instructional technology equipment for classrooms
- Purchase computers for students and staff
- Purchase classroom furniture
- Purchase media center furniture

#### PROJECTS IN PROCESS/COMPLETED

- Replace interior door hardware to integrate improved locking system based on industry-level safety standards\*
- Replace public address system\*

\*Funded by 2018 bond issue



UTICA  
COMMUNITY  
SCHOOLS

[WWW.UTICAK12.ORG/SAFETYANDSUCCESS](http://WWW.UTICAK12.ORG/SAFETYANDSUCCESS)

---

## SUPPORT YOUR FAMILY'S WELL-BEING

---

**Dear Families,**

We are committed to the well-being of our students, staff, and families to create a safe and healthy learning environment. In support of our ongoing commitment, we partnered with Care Solace to provide an additional layer of care for our community.

Care Solace helps individuals find mental health care providers and substance use treatment centers. Their Care Companion™ team is available 24 hours per day, 7 days per week, and 365 days per year to quickly connect you to carefully verified providers in your community.

Students, staff, and families may access Care Solace services in two ways:

- Call (888) 515-0595 at any time. Support is available in 200+ languages. A dedicated Care Companion™ will help you every step of the way to research options, secure appointments, and follow up to make sure it is a good fit.
- For an anonymous search, answer a few questions to get matched with an extensive list of care providers at [caresolace.com/utica](https://caresolace.com/utica).

Care Solace is now available for use at no cost to you. They will connect you with providers accepting all medical insurances including Medicaid, Medicare, and sliding scale options for those without insurance. All information entered on the Care Solace tool is completely confidential and securely stored.

Please note, this service is an optional resource available by choice and is not mandatory to use. Care Solace is not an emergency response service or mental health services provider. In the event of a life threatening emergency, please call 9-1-1 or the National Suicide Hotline 1-800-273-8255.

If you are interested in counseling-related services for your child, yourself, or another family member, please contact Care Solace for valuable assistance. This is a complimentary resource provided by Utica Community Schools.

care/solace.

Calming the Chaos of Mental Health Care



## Michigan Merit Curriculum Information

Here is some information out of the junior high handbook in regard to Michigan Merit Curriculum and credits needed for graduation. The information is pasted below. The link for the handbook information is

<http://www.uticak12.org/uticawebsite/handbook/>

GRADUATION REQUIREMENTS	SUBJECT AREA	DESCRIPTION	PERSONAL CURRICULUM GRADES 10-12	MODIFICATIONS
	English Language Arts 4 Credits	Aligned with subject area content expectations developed by the Department and approved by the State Board of Education. • English 9 or Honors English 9 • English 10 or Honors English 10 • English 11 or AP English Language & Composition • English 12 or AP English Literature & Composition • EL English Level 1, 2, 3, or 4	No Option for Personal Curriculum.	AP Seminar may replace English 11 or 12 requirement if AP Seminar is taught by an English Certified teacher.
	Mathematics 4 Credits	Aligned with subject area content expectations developed by the Department and approved by the State Board of Education. • Algebra I • Geometry • Algebra II • One additional math or math-related credit in the final year of high school	For <b>Personal Curriculum Math Options</b> , visit <a href="http://UticaK12.org/GraduationRequirements">UticaK12.org/GraduationRequirements</a> .  Note: Must align with Educational Development Plan.	No Modification.
	Science 3 Credits	Aligned with subject area content expectations developed by the Department and approved by the State Board of Education. • Biology • Chemistry or Physics • 1 additional Science credit	No Option for Personal Curriculum.	No Modification.
	Social Studies 3 Credits	Aligned with subject area content expectations developed by the Department and approved by the State Board of Education. • 5 Civics • 5 Economics • U.S. History and Geography • World History and Geography	<b>All students:</b> Complete 2 credits in social studies, including civics.  <b>Personal Curriculum Options:</b> One additional credit in English Language arts, mathematics, science or in a language other than English.  OR Complete a formal Career Technical Education program (see Note V at <a href="http://UticaK12.org/GraduationRequirements">UticaK12.org/GraduationRequirements</a> ).  Note: Must align with Educational Development Plan.	No Modification.
	Health and Physical Education 1 Credit	Aligned with subject area content expectations developed by the Department and approved by the State Board of Education.	<b>Personal Curriculum Options:</b> One additional credit in English Language arts, mathematics, science or in a language other than English.  OR Complete a formal Career Technical Education program (see Note V at <a href="http://UticaK12.org/GraduationRequirements">UticaK12.org/GraduationRequirements</a> ).  Note: Must align with Educational Development Plan.	Physical Education credit may be awarded through a flex option for students who participate in district approved extracurricular physical activity.
	Visual, Performing, Applied Arts, CTE 1 Credit	Aligned with subject area content expectations developed by the Department and approved by the State Board of Education.  One credit must be in the area of Visual, Performing or Applied Arts.	<b>Personal Curriculum Options:</b> One additional credit in English Language arts, mathematics, science or in a language other than English.  OR Complete a formal Career Technical Education program (see Note V at <a href="http://UticaK12.org/GraduationRequirements">UticaK12.org/GraduationRequirements</a> ).  Note: Must align with Educational Development Plan.	No Modification.
	Online Learning Experiences	Online course or learning experience. OR Online experience is incorporated into each of the required credits.	No Option for Personal Curriculum.	No Modification.
	World Languages 2 Credits	Students must complete 2 credits in grades K – 12 that are grade appropriate in a language other than English or course work or other learning experiences that are substantially equivalent to 2 credits.	No Option for Personal Curriculum.	Students may fulfill 1.0 credit with a formal Career Technical Education program or curriculum (see Note V at <a href="http://UticaK12.org/GraduationRequirements">UticaK12.org/GraduationRequirements</a> ).  OR Visual, Performing and Applied Arts course, plus 4 additional elective credits.
	Michigan Merit Exam	Students must participate		Defined by the State of Michigan applicable to Special Education students.
	Available Endorsements	UCS Seal of Global Language  Multi UCS Seal of Global Language proficiency pathways exist. For qualifying information, visit <a href="http://UticaK12.org/GlobalLanguage">UticaK12.org/GlobalLanguage</a>	STEM Endorsement  • 6 math credits • 6 science credits • 0.5 technology activities credits • 0.5 engineering activities credits	AP Capstone Diploma Score of 3 or higher on the following exams: • AP Seminar Exam • AP Research Exam • 4 additional AP Exams

For complete graduation requirement details, visit [UticaK12.org/GraduationRequirements](http://UticaK12.org/GraduationRequirements).