

# Davis Raider Review - October

## UCS Vision

Utica Community Schools, in partnership with our community, will empower students to positively transform their future and the world.

## UCS Mission

Utica Community Schools ignites a passion for learning in all students. We strengthen our community by welcoming all learners, honoring culture, and inspiring remarkable growth and achievement.

## Davis Mission

Davis Junior High will work collaboratively to unlock learning passion through relevant experiences including academic knowledge, technical competency, and professional skills to provide students with a competitive career advantage.

<https://davis.uticak12.org/>

## Week at a Glance (October 14 - 18)

### October

14	Volleyball Game	Malow @ Davis	7 <sup>th</sup> & 8 <sup>th</sup> - 4pm
15	Football Game	New Haven @ Davis	7 <sup>th</sup> - 3:30 & 8 <sup>th</sup> - 5pm
16	Professional Development Day – No School Students		
17	Junior High Conferences 3:30-6:30pm – Virtual Only (Appointment Needed – Information Below)		
18	Volleyball Game	Eppler @ Davis	7 <sup>th</sup> & 8 <sup>th</sup> - 4pm
19	Run Club - MHSAA MS Regionals		

## Down the Road Items – Continue to Monitor Future Raider Reviews for Additional Dates and Events

### October

21	Volleyball Game	Davis @ Shelby	7 <sup>th</sup> & 8 <sup>th</sup> - 4pm	
21	Medical Club	Room 318 LaRue	3:15 - 4:15pm	
22	Art Club	Mrs. Borowski: Rm - B207	3 - 4:30pm	
23	7th Grade - Web activity (Details Coming Soon)			6 <sup>th</sup> hour
23	Volleyball Game	Davis @ Jeannette	7 <sup>th</sup> & 8 <sup>th</sup> - 4pm	
23	Run Club - Pumpkin Invitational			
24	Retake Picture Day			
27	Run Club - Michigan MS Championships			
29	Football Game	Davis @ Eppler	7 <sup>th</sup> - 4:30 & 8 <sup>th</sup> - 6:30pm	
29	Art Club	Mrs. Borowski: Rm - B207	3-4:30pm	
30	9 <sup>th</sup> grade	Stevenson Wrestling	Stevenson ECC	6:30pm

## 9<sup>th</sup> Grade (High School Attendance)

When a student has accumulated 11 absences in any one class over the course of a semester, the student will be notified in a meeting with an assistant/associate principal that they have lost credit in that class and that they are placed on an attendance contract to earn the credit back. There are two parts to a contract, and they are below:

- First, the student must pass the class with a D- or higher.
- Second, the student will show improvement in attendance in ALL classes. Improvement is determined on a sliding scale which allows for 1 absence for every three weeks (rounded up) left in the semester for each class.

## Safety and Security – Front Doors

The front doors will be locked during school hours. To gain access at Door #2, ring the button near the far-left door at the main entrance. Office staff will see you through the security camera and unlock the doors if deemed appropriate. Please report directly to the main office and **be prepared to show identification.**

## Davis Spirit Wear

We will be using Clothing Graphics for Davis Spirit Wear [Davis spiritwear \(clothinggraphics.com\)](https://clothinggraphics.com)

## Stevenson Wrestling Team Information

**STEVENSON TITAN  
WRESTLING**

**PARENT MEETING**  
WEDNESDAY, OCTOBER 30<sup>TH</sup>, 6:30 PM  
IN THE STEVENSON ECC  
**WRESTLERS AND PARENTS** NEED TO ATTEND

**NUTRITION TRAINING BY AMANDA BLITZ**  
**WRESTLER EXPECTATIONS AND RULES**  
**VOLUNTEER COACH SIGN-UPS**  
**PARENT EXPECTATIONS**  
**TITAN PIN PALS SIGN-UP**  
**BAND APP REGISTRATIONS**  
**FUNDRAISER INFORMATION**  
**SEASON SCHEDULE**  
**Q&A SESSION**



**Stevenson Titan Wrestling**  
Welcome! Please join us to stay connected!  
[Scan this QR code and join!](#)

## Sports Physicals

For the 2024 - 25 school year, a sport physical is required for all students who participate in sports. A physical examination must be completed on or after **April 15, 2024** to be considered a valid physical for the 2024 - 2025 school year. The MHSAA two-page physical form has not changed and remains on the district athletic page as well as on MHSAA.com. [Click here to be redirected to the MHSAA Website](#)

## Athletic Events – Home Games (Davis Junior High) – Fall, Winter, Spring Athletics

Students that are attending any home athletic events at Davis Junior High **must have a valid school ID card and be accompanied by a parent**. Students are not allowed to attend the event without these two criteria and should not be dropped off at school. Students that are without a parent will be asked to contact a parent to be picked up.

## Athletic Participation and Tryouts

Students must have passing grades and good citizenship to participate in athletic events. For 7<sup>th</sup> and 8<sup>th</sup> grade students that want to tryout the following criteria is utilized by athletic teams:

- 7<sup>th</sup> and 8<sup>th</sup> - Any student that failed three or more classes from the previous reporting period (semester/marketing period) and has three or more low citizenship marks of U or N from the previous reporting period (semester/marketing period) may not try out for an athletic team.
- Students that make an athletic team and earn failing grades and/or have low citizenship marks (N or U or combination) will be placed on academic probation during the season. The criteria above is utilized for weekly athletic eligibility checks with grades (three or more failed classes) and citizenship (three or more Ns or Us).
- Must be in school for 3 hours to play.

## Notice to Parents of Students Needing Medications Stored in the Main Office

In preparation for the school year all health plans and authorization for medication forms should be returned to the office before the first day of school with any required medications. All medical forms can be accessed here: [Resources and Forms / Resources and Forms \(uticak12.org\)](#) If you do not have access to the website, please contact the Davis office to arrange for copies to be picked up. If your child takes the bus, you will also be asked to complete two Transportation forms. Please return one to the school office when you bring your Health Care Plan, and the second should be handed to the driver on the first day of school, both with color pictures attached. Transportation requires this be done promptly to ensure the driver is aware of any potential emergencies. If you have any questions or specific concerns, please feel free to contact your school nurse at [rebecca.rosbolt@uticak12.org](mailto:rebecca.rosbolt@uticak12.org).

## Parent Teacher Conference Information

Parents will have **two options for conferences this year** at Davis Junior High. **One will be an in-person drop-in conference and the other will be online through virtual appointments.** If you are unable to make a conference during either our afternoon in person conferences or cannot make an appointment online for virtual conferences, please feel free to email the teacher and they will set up a time for a conference. The information is below:

**Davis Parent Teacher Conferences will be on the following dates:**

- **Thursday, October 10 (In-person conferences, no appointment needed) 12:00 – 4:00 p.m. in the Davis cafeteria.**
- **Thursday, October 17 (Virtual conferences, appointment needed online) 3:30 – 6:30 p.m. (Directions below on how to register and select time slots online)**

**Please note, the in-person conferences do not require making an appointment, whereas the virtual appointments will be similar to previous years and information is below on how to schedule these time slots online.**

We will be using the web-based program Schoolsoft to schedule virtual conferences on Thursday, October 17 to meet with your child's teachers to discuss academic progress. The system we are using is called Conference Manager, which allows you to check our teachers' conference schedules and book an appointment online. Conference information is below:

- **Thursday, October 17 - 3:30 - 6:30 p.m. (Virtually) – Requires selecting a time slot of five minutes for teachers.**

If you sign up for a virtual conference, you will not need to come to the building during the scheduled time block. A link will be sent to you to join your conference at the time you signed up for with the teacher.

**If you are unable to make an appointment online, we encourage you to reach out to your child's teacher to set up an alternate phone conference.**

### Virtual Conference Information Directions – Virtual Appointment Only

- **If planning on coming in person on October 10, 2024, from 12:00 – 4:00, you do not need to follow these directions.**

The first time you use the Conference Manager you will be required to register and create a parent account. This only takes a minute or two to complete. You will continue to use this same account for the duration of the time you have children in school, so please save your password for future reference.

**Please note - while you can register at any time, the window to book an appointment will not open until 6:00 a.m. on Wednesday, October 2, 2024. The appointment window will close on Tuesday, October 15, 2024 at 4:00 p.m.**

To create an account, please use the following steps (a tutorial is available at this [link](#): )

**1. Go to the following website <https://utica.schoolsoft.com>.**

**2. Register for a parent account.** To register click the REGISTER NOW button and complete the registration page. Once registered you will be able to immediately log in to the Conference Manager. An email will also be sent to the address you specified. This email restates your username and password and should be saved, as you will use the same username and password when booking future rounds of Parent-Teacher Conferences. If you forget your password, you can reset it using the FORGOT PASSWORD link under the login button.

If you have a student taking classes at more than one school (for example CSI and the Virtual Junior High School), you will enter that student's name in 2 different student slots. For example, if Joe Smith attends both CSI and the VJHS, you will enter the following in the student information screen:

- Student 1: Joe Smith Instructional Resource Center CSI/MST
- Student 2: Joe Smith UCS Virtual Junior High School

**If you have any other students for whom you will be conferencing, you will enter them in this screen, as well.**

- Student 3: Patty Smith Shelby Junior High School

Once you have entered all of your children's names and schools, finish the page and submit.

**After registering you can log back into Conference Manager after 6:00 a.m. on Wednesday, October 2 to select your teachers and conference times. This can be done up until 4:00 p.m. on Wednesday, October 15, when the window will close. These instructions are below.**

**3. Click the BOOK NOW button and select a conference date in the date drop-down that appears. Then, select the teacher(s) you wish to meet with and click the NEXT button.** To coordinate bookings involving multiple teachers select all the teachers applicable to your child(ren) with whom you wish to meet.

**4. Click on an available time slot for each teacher you selected and complete the booking form that appears.** You should see the booking appear in the summary list on the right-hand side of the screen. A confirmation email is sent for each booking you made or subsequently cancel. You will also receive a reminder and conference itinerary by email.

**5. Confirm your appointments have been booked by looking at the “CURRENTLY BOOKED CONFERENCES” box on the right of the screen or click on the MY CONFERENCES tab.** Only appointments that appear in the CURRENTLY BOOKED CONFERENCES box or on the MY CONFERENCES page are confirmed bookings.

**6. When finished booking, click the log off button located at the top right of the browser window.** You will have the opportunity to provide feedback regarding the use of the Conference Manager to the school administration through a user survey before completely exiting. We appreciate you completing the survey as this helps guide our decision-making regarding how conferences are booked in the future.

**7. Just prior to your scheduled conference time, you will receive a link to your video conference.** At the appropriate time, click on the link and the teacher will admit you to the room. Please note, there is only 5 minutes available for each conference.

**A couple of pieces to remember:**

- Each conference will be limited to five (5) minutes.
- If your child has an IEP and is in a Co-taught class, please sign up to meet with the special education co-teacher of that course.
- Counselors are also available for sessions either in person or virtually should you have questions, concerns, or items you would like to discuss about your child.

If you are unable to book your own appointment using this system, please contact us at 797-2700

### **Vaccination Information – 7th Grade Students**

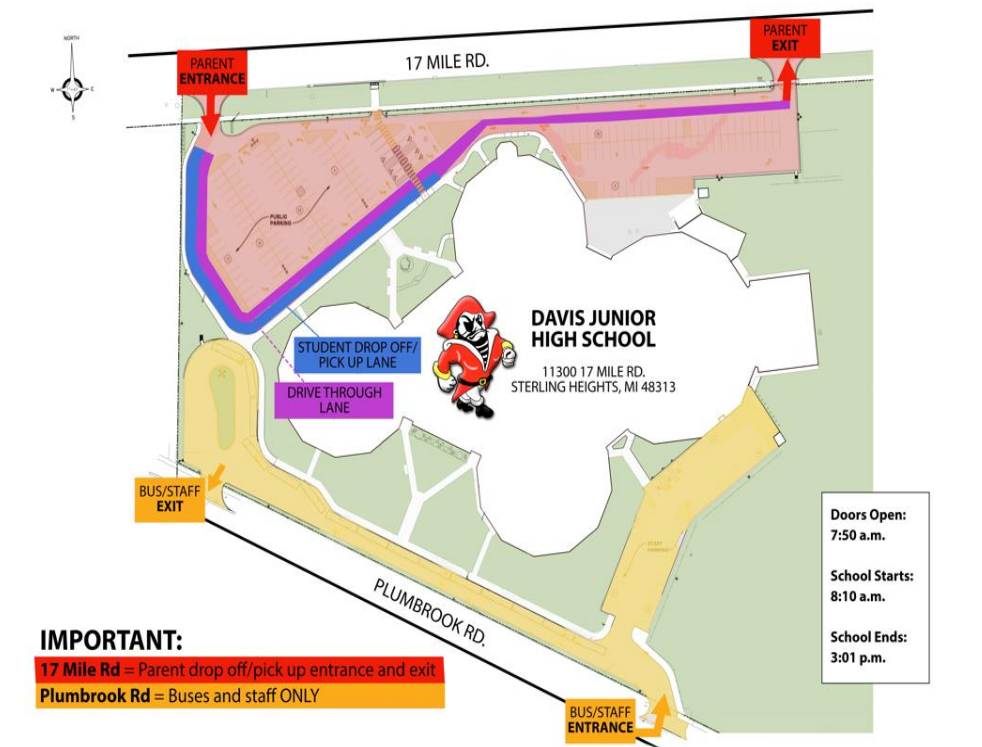
The State of Michigan requires children to be age-appropriately vaccinated to enroll in school programs, unless a valid exemption applies. Vaccination information for children entering 7<sup>th</sup> grade can be found at [Vaccination Info 2022.pdf \(uticak12.org\)](#)

### **Perfume and Cologne in School**

Davis Junior High has several students and staff members who have allergic reactions to strong perfumes, after-shave and men's cologne. The reactions range from mild to severe headaches that result in nausea and being sent home from school. These strong smells trigger asthma attacks and at times, students need to receive medical attention. We are asking students to put on their favorite fragrance once in the morning before school. Please do not bring in bottles and sprays of cologne, after-shave and perfume to re-apply throughout the day. Thank you for your cooperation and help with this!

## School Drop Off Information (Parking Lot Map)

Please see the map below for the parent entrance regarding the drop off and drive through lane in front of the school. **Parents should drop their child off and proceed to the exit as marked on the map below.** Cars should not be using the drop off lane to park. We anticipate it will take some time for the flow of the parking lot drop off to work itself out. Please exercise patience and caution at arrival times!



## Yearbooks to Order

Yearbooks can be pre ordered from the same site as the picture site above with the following code: 25DAVISYB.


## 2024-25 Davis Jr High Yearbook Ordering

**Sales Start Now & Go Thru December 20th, 2024**



**Yearbook without personalization - \$40.00**  
 (Cash, Checks & Online)

**Personalized Yearbook**  
 with Name & up to 4 Icons = \$49.00 (Online Only Sales)



To order your yearbook, visit  
[www.KaiserStudio.com](http://www.KaiserStudio.com)  
 Click "Order Pictures":  
 Select the "Order Pictures Here" option;  
 Enter the School ID Code (to the left)  
 or **SCAN THE QR CODE**

**KAISER STUDIO**  
 SCHOOL PORTRAITS & YEARBOOKS  
 1825 Birchwood Drive • Troy, Michigan 48063  
 Customer Service: Mon-Fri 8:30am - 4pm - (248)619-9119



## Davis Junior High Communication Flowchart Process

Parents transitioning from elementary to junior high school often wonder the best way to have their question or concern addressed. It is easy to become discouraged when attempts to communicate with school officials are not addressed only to be referred to others to resolve a problem their child may be experiencing in school. In order to help parents with this process and assist in efficiency, the ***“Davis Junior High School Communication Process Flowchart,”*** has been created. This sequence is in place to make sure your questions and concerns are addressed to the proper school official. It is our hope that the flowchart will be utilized as a way to direct your question or concern so that it may be handled by the appropriate school official and responded to quickly. ***As always, classroom concerns and questions should be directed to the specific teacher involved.*** The chart is listed within this newsletter, will be available at Raider Day and will also be available on the website for parents for future reference. Please note that our office staff will be trained to help assist parents with this process and in many cases, you will be referred to the first level in order to provide you with the most direct staff member.

### ***Davis Junior High School Communication Flowchart Process***

**Most parent and community questions are easily and completely answered by communicating directly with the staff member closest to the situation.** As you move further along the flowchart, the staff is less directly involved and usually needs additional time to research the situation before they can give you an answer. If you do not hear back from the person you have contacted within **two (2) business days**, it is appropriate to reach out to them again before moving along to the next level of the flowchart. We do not expect your questions or concerns to go unanswered for a long period of time. Each situation should first be addressed at whatever level the initial action was taken with appeals moving on to the next level on the ***“Communication Process Flowchart.”*** The easiest way to communicate is via e-mail while a phone call is the next preferable way.

**Davis Junior High Communication Process Flowchart**

Davis Junior High Communication Process Flowchart					
Area of concern	First Level	Second Level	Third Level	Fourth Level	Fifth Level
Instruction/Curriculum	Teacher	Counselor	Assistant Principal	Principal	Board Office
Athletics	Coach	Davis Athletic Director	Principal	District Athletic Director	Board Office
Special Education	Teacher	Special Education Staff	Counselor	Principal	Board Office
Student Concerns/Guidance/Health Related Concerns	Teacher	Counselor	Assistant Principal	Principal	Board Office
Classroom Discipline	Teacher	Counselor	Assistant Principal	Principal	Board Office
Non – Classroom School Discipline	Teacher	Counselor	Assistant Principal	Principal	Board Office
Classroom Concerns	Teacher	Counselor	Principal	Board Office	
Scheduling Concerns/Changes* (See Below)	Teacher*	Counselor	Principal	Board Office	
Transportation	Bus Driver	Assistant Principal (Discipline)	Transportation Supervisor	Board Office	

**Scheduling Concerns/Changes\*** – In order to process a schedule change, parents must first have met with the teacher and put a plan in place to support the struggling student. If after several weeks, the student is still struggling, it would be appropriate to move to the second level.

**Please note - Classroom questions concerning your child should be addressed with your child’s teacher before contacting the counselors and/or school administration.** Allow for **two (2) business days for a response**. If no response is received from a teacher during that time, send a second email or phone call to that teacher. Please note that compliments or acknowledgements of positive events can be directed to everyone along the chain. All of us appreciate hearing that there is something good that has happened. We all look forward to a wonderful school year with few complaints!

### **Guidelines for Parent Communications to Teachers and Staff**

The purpose of this section is to serve as a general guide for ensuring effective communication from parents to teachers, staff and administrators. Communication refers to both the sending and receiving of information, such as email and notes, and verbal communications such as telephone conversations and face-to-face meetings. In order to ensure a successful exchange of information, it is important that all parties follow a few key principles.

#### **Maintain Respectful and Open Communication**

- Always use a respectful and polite tone.
- Request, don’t demand.

- Be ready not just to provide information, but to listen to teacher/staff observations and perspectives.
- Enter the exchange with an open mind and assume a shared best interest for your child.
- Be prepared to work collaboratively to solve problems.
- Threats and/or inappropriate language will not be tolerated toward staff members.

### **Confidentiality**

- Recognize that confidentiality may limit information that can be shared from school to parents, including consequences for other students' behaviors.

### **Time to Respond to Communications**

- Teachers will make every effort to respond as soon as possible to parent communications, with the understanding that the teaching day sometimes precludes immediate responses.
- Teachers and staff may need some time to collect needed information before responding.

### **Whom to Contact**

- Most communications of classroom concerns should be directed at first to your child's teacher.
- If you have an issue with a particular staff member, first try to address those concerns with that staff member directly.
- If you have discussed with your child's teacher and the issue has not been addressed to your satisfaction, then move to the next level.
- Please recognize that it is both the policy and the value of our school that we operate with openness, collaboration and the shared best interest for every student.

## **SCHOOL INFO - COMMUNICATION GUIDELINES AND PROCEDURES**

As part of an ongoing effort to foster effective communications between parents and staff at Davis, school officials developed the following communication guidelines. The goal is to establish a set of reasonable expectations and behaviors for parents and staff. These guidelines will be reviewed on a periodic basis and adjusted as necessary.

### **UPDATE YOUR CONTACT INFORMATION**

It is important that the school has current phone numbers and addresses on file in our school data system. If you move or change your phone number, it is imperative that you notify the school and update your emergency contact information. Please visit the office to update a form.

### **CONTACTING TEACHERS OR STAFF**

#### **Best mode: email/phone**

Parents wanting to meet with or contact a teacher should email the teacher. If email is not possible, parents can either call 586.797.2700 or visit the main office to request a meeting. Phone messages are checked every day. Please allow for two (2) business days for a response. If no response is received from a teacher during that time, send a second email or phone call to that teacher before moving to the next level on the flowchart.

### **CONTACTING SCHOOL ADMINISTRATION**

#### **Best mode: email/phone**

Parents requesting a meeting with or wanting to contact an administrator should use email. If email is not possible, parents can either call 586.797.2700 or visit the main office to request a meeting. **Parents that have not followed the "Communication Process Flowchart" will be directed to the appropriate level based on the circumstances.** Phone messages are checked regularly. Please allow for two (2) business days for a response. If no response is received from an administrator during that time, send a second email or phone call before moving to the next level on the flowchart.

### ***PBS Winners – A, B and C Lunch***

These students earned “Raider Red Tickets” for demonstrating that they “Listen, Learn and Lead.”



Every week we hold a “red card” drawing at lunch for students. Names are announced in the newsletter every week! Congratulations to our winners!

### ***Davis Junior High Highlights***

Mrs. Talbot’s Intro to Drawing students studied contour lines with these cool artworks!





## **Davis Junior High Student ID Policy (*All Students Must Have ID's Visible*)**

Davis Junior High School continues to work to ensure the safety and security for all staff and students. This is a top priority each and every day. All students at Davis will now be required to wear and have visible their school ID badges at all times. In addition, the wearing of school identification provides a professional setting and promotes College and Career Readiness for all students. Wearing of ID badges is required as part of many workplace environments, as well as on college and university campuses. Furthermore, the wearing of student IDs provides easy identification of students for teachers, substitutes, district staff personnel, and law enforcement if ever needed.

Students have received their school IDs from Raider Day or will receive them over the first weeks of school. The expectation will be reinforced with students on Day 1 as well as at the student handbook meeting presentations on Tuesday, September 10.

### **The benefits & reasons for students wearing a current student ID card:**

- To be in class
- To borrow library books
- To obtain early dismissal
- To allow movement during lunch, going to and from restrooms
- To be on campus before or after school
- To move between classes and/or the hallway during passing time periods
- To participate in school activities, assemblies, dances, etc. on the campus of Davis
- To get into high school events for free (if offered by the high school)
- To be used for the PBS Earned Privilege Level for Citizenship and Academics (Raider Red)/Lunchroom

### **Student ID Card Guidelines:**

A student's ID card authorizes him/her to be on the school campus. **EVERY** student must wear his or her student ID card while on school grounds. It is crucial that the school staff is able to identify everyone on campus. Identification of staff and students is a safety issue and will not be compromised. **Student IDs may be left in the student's assigned locker overnight so as to ensure the student ID is not left at home. Teachers will do periodic student ID checks in class, at the discretion of administration.** Periodic incentives will be provided at the discretion of administration when school-wide student ID checks are implemented.

### **The following guidelines must be adhered to when wearing student ID cards:**

- Student ID cards must be worn on a lanyard.
- Student ID cards cannot be worn on a shirtsleeve, pants, outside of pockets, under a shirt, coat, jacket or at the bottom of a shirt. The student ID card **must be visible AT ALL TIMES** (i.e. not kept in a purse, pocket or backpack).
- The student ID card must be presented to any school staff member or person of authority upon request.
- The front and back of the student ID card cannot be altered (i.e. no markings, other photos, etc.). Defacing or altering the student ID is prohibited.
- Wearing another student's ID card is prohibited.
- Lost, stolen, altered, damaged and/or defaced student ID cards must be replaced **IMMEDIATELY**.
- If the ID card is lost, a student may purchase a new student ID card from the office.
  - **There will be a \$5.00 fee to replace a lost ID badge and a \$3.00 fee to replace lost lanyards.**
  - At the discretion of the administration, a designated hour may be established for purchasing IDs.
- Students are excused from wearing ID cards during classes **IF** a teacher/administrator considers it to be a safety risk during identified classroom or other activities, including, but not limited to:
  - Science labs, equipment use, physical education, music, and other classes when wearing the student ID may cause entanglement or safety concerns.

### **Students who do not have their student ID cards will adhere to the following procedures:**

**Before school begins, a student who does not have a student ID must obtain a temporary ID in the Main Office.**

- Please note that there is a limit of three consecutive days that a student may obtain a temporary ID. After the third consecutive day, student will report to the Assistant Principal.
- If a student reports to class **WITHOUT** a proper or temporary ID, the teacher will send the student to the office to obtain a temporary ID. The temporary ID **MUST** be worn and visible for the remainder of the day. The temporary ID will have the date issued on it and needs to be returned at the end of the day.

**Consequences for Not Displaying/Possessing School ID card:**

- **1st Violation - FIRST** Verbal Warning for not wearing school issued and/or temporary ID. Warning given by Administrator.
- **2nd Violation - SECOND** Verbal Warning for not wearing school issued and/or temporary ID. Warning given by Administrator.
- **3rd Violation** – Responsible Choices Room (Lunch detention) – Issued a temporary ID and a call home by Administrator.
- **4th Violation** – Additional consequences, up to and including suspension at the discretion of Administration.

**NOTE: Consequences are cumulative for the entire school year.**

\*\*If requested by staff, all students must provide access to their ID. Failure to comply with a reasonable request from any staff member is defined as Defiance of Authority. Any consequence for failure to comply will be in addition to the one for the ID violation\*\*

***Davis Junior High School reserves the right to modify the Student ID Policy at any time without notice. Any subsequent changes to the policy will be communicated through its normal means of dispersing information.***

## Parent & Student Handbook Reminders (Davis Junior High)

### Locker Information (Per UCS Student Handbook)

All lockers assigned to students are the property of the Utica Community Schools. At no time does the school relinquish its exclusive control of its lockers. Students are solely responsible for the contents of their locker and should not share their locker with other students, pre-set locker combinations or divulge locker combinations to other students, unless authorized by the school principal or his/her designee. Accordingly, the Board of Education authorizes the school principal or his/her designee to search lockers and locker contents at any time, without notice and without parent or guardian consent. Law enforcement officials shall be notified upon seizure of dangerous items, or items that are required to be reported.

### Technology Information (Per UCS Student Handbook)

#### Technology Users WILL NOT:

- Tamper with computer or network components in a way that will make them either temporarily or permanently inoperable.
- Access or modify other accounts, data, files and/or passwords without authorization.
- Use district technology to send, receive, print or display messages that are inflammatory, harassing in nature, sexist, racist or otherwise inappropriate. No sending inappropriate messages.
- Use district technology to distribute material that jeopardizes the health and safety of students; is obscene or pornographic; causes disruption of school activities; plagiarizes the work of others; is a commercial advertisement; or is not approved by the building administrator.

**MISUSE OF TECHNOLOGY WILL RESULT IN DISCIPLINARY ACTION, UP TO AND INCLUDING LOSS OF TECH PRIVILEGES, SUSPENSION OR EXPULSION**

#### General Reminders

- **Poor Citizenship Marks** - Students who receive poor citizenship marks may be excluded from school events.
- **School Property** (books, materials, furniture, etc.) – Do not damage, will be assessed repair & replacement costs
- **Bullying** (possible expellable offense) Bullying shall be defined as any written, verbal, or physical act, or any electronic communication that is intended or that a reasonable person would know is likely to harm one or more pupils either directly or indirectly. Often occurs when a student is exposed, repeatedly and over time, to negative actions on the part of one or more students. See handbook.
- **Fighting** - Fighting, physical harassment, planning to fight, threatening behavior are prohibited. 1<sup>st</sup> offense fighting (5-day suspension), 2<sup>nd</sup> offense (10-day suspension)
- **Physical contact** (kissing, hugging, handholding) prohibited
- **Drugs** of all kinds are prohibited. Selling, buying, possessing, giving, accepting, or using tobacco, alcoholic beverages, narcotics, drugs, or behavior-altering substances, possession or use of electronic cigarettes, hookah pens or similar devices. (**possible expellable offense**) See handbook (Substance Abuse & Use of Tobacco)  
***Intoxicants, narcotics, depressants, stimulants, look-alike drugs or illegal substances are not allowed on school property. Any infraction will result in a referral to parents and police.***
- **Sexual Harassment Policy** (Verbal, Written or Physical) See handbook.
- **Suspension** - No participation credit. Make up work with 70% of grade earned
- **Skiping (Unexcused Absence)** - No participation credit. Cannot make up missed work

#### Expulsions Level Offense

- Weapons (including air soft guns)
- Drugs
- Criminal Sexual Conduct
- Arson
- Physical Assault of an Employee

As part of our PBS expectations, we ask all students to practice and model “Listen, Learn and Lead” at all times!



## **Davis Junior High School Cell Phone Policy**



### **RED ZONE- OFF LIMITS**



Phones are prohibited and should not be used in Red Zones, including the following areas:

- A, B, C, E Pod Restrooms
- Boys and Girls Locker Rooms
- Main Office (unless with staff permission)
- Counseling Office (unless with staff permission)



### **YELLOW ZONE**



Phones are allowed at the discretion of staff/school administration in Yellow Zones, include the following:

- Classrooms (Privilege – teacher discretion)
- Hallways (Privilege – administrative team discretion)
- Cafeteria (Privilege – administrative team discretion)
- Bus (Privilege – bus driver discretion)
- Media Center (Privilege – staff discretion)

### **GREEN ZONE**



Phones are allowed in Green Zones, unless the administrative team puts the hallways and cafeteria on yellow for a period of time. Green Zones include the following areas:

- Hallways
- Cafeteria
- Before/After School (Arrival and Dismissal)



**Note – any pictures or recordings of other students in the red, yellow, or green zones will result in loss of privileges as noted below and additional administrative consequences per the UCS student handbook.**



# **Davis Junior High School**

## **Cell Phone Policy**

### **STUDENT CONSEQUENCES**



Cell Phone Usage in **Red Zone** & **Yellow Zone** Consequences:

- **1st offense:**
  - phone is confiscated and returned to the student at the end of the day
  - incident documented
- **2nd offense:**
  - phone is confiscated and returned to the student at the end of the day
  - incident documented
- **3rd offense:**
  - phone is confiscated and returned to the student at the end of the day
  - incident documented
  - Responsible Choices Room – 1 day
  - parent(s) notified
- **4th offense:**
  - phone is confiscated and returned to the student at the end of the day
  - incident documented
  - Responsible Choices Room – 3 days
  - parent notified
- **5th offense:**
  - phone is confiscated
  - parent must pick up cell phone
  - additional administrative consequences per UCS student handbook as determined by administrative team.



## School Dress Code

Davis has always taken pride in its well-groomed students and maintains high expectations in terms of neatness and compliance with the approved UCS Dress Code. Student appearance should not be disruptive to the educational process. Please observe the following guidelines:

- Student appearance should be neat and clean.
- Dress that is indecent, calls undue attention to an individual has lettering or symbols that are derogatory or disrespectful is deemed to be disruptive are prohibited.
- Clothing that promotes illegal substances or drugs, illegal activities, violence, tobacco or alcohol is prohibited.
- Outdoor apparel, hats, unhemmed cut-offs, spandex, beach wear, short skirts, yoga pants and clothing that does not cover the shoulders or mid-section are not proper attire and are not to be worn in school.
- Tattered or ripped clothing is not acceptable. Blue jeans with holes or tears above the knee will not be allowed.
- Articles of clothing worn as group identifiers or which promote a disruptive school climate are prohibited.
- Beach wear, slipper, tights, low-cut tops, tank tops, sleeveless tops, muscle-shirts, see-through clothing, short skirts, short shorts, tight clothing without proper coverage, pajamas and clothing exposing the shoulders or mid-section are not allowed.
- Shoes must be worn at all times.
- Jewelry and accessories that may be deemed dangerous are prohibited.
- Knee-length skirts and knee-length shorts are acceptable.
- **Student stomachs should not be showing at any time.**

Students who do not follow the above guidelines may be given other clothing to wear.

## Expectations for Yoga Pants/Leggings (Change in practice)

Yoga pants and leggings are allowed only with a longer shirt/sweater/top to cover. The following information has been shared with students and we appreciate your help communicating this to your children.



**OK for Davis Dress Code**



**NOT OK for Davis Dress Code**

## Positive Behavior Support/Earned Privilege Program

Davis Junior High School has always strived to maintain a safe and orderly learning environment for all of our students. In an effort to improve our school climate and culture, many of the Davis staff members volunteered their time two years ago to form a Positive Behavior Support (PBS) Committee. PBS is a broad range of systemic and individualized strategies for achieving important social and learning outcomes. This program is aimed at building effective learning environments in which positive behavior is acknowledged for all students. Our program emphasizes the use of proactive, educative and reinforced-based strategies to achieve meaningful and durable behavior outcomes. As a staff we will be focusing on acknowledging positive behavior in the classrooms, hallways and the lunchroom by teaching and reinforcing our ***“Raider Red Expectations.”***

During the first week of school and throughout the year, staff members will be teaching our ***“Raider Red Expectations: I Can Listen, Learn and Lead”*** to students. We hope that by modeling and communicating these expectations to our students that they will begin to have a better idea of what is expected of them as students at Davis Junior High. We feel that the expectations of listening, learning and leading will serve as a roadmap for success for all of our students as they navigate junior high school to eventually transitioning to the high school and beyond. It is a goal of our program to provide students with common language and the necessary problem solving skills that will help them have a much more productive and positive day at Davis. Students who are engaging in listening, learning and leading behaviors will be individually acknowledged by earning ***“Raider Red Tickets”*** and honored with prizes and recognition during our weekly lunchroom drawings on Fridays. Students will also participate in our “Grades and Citizenship” program. This is an academic and citizenship reward system that is set in place to encourage students to do their very best on Progress Reports and Report Cards. There are seven cycles per year. Each student will receive points for the grades as well as their citizenship performance grade. The points are rolled into ranges that students can attain throughout each progress and report card cycle for various school raffles and prizes. This will allow students to have more access to “fun” school opportunities and we are very happy about this part of our program. Our ***“Raider Red Expectations: I Can Listen, Learn and Lead”*** will be posted throughout the classrooms and school for easy reference for our students. It is our hope that you will spend some time reviewing the matrix with your child as it clearly defines the expectations for our students within the program.



**listen. learn. lead.**  
I can ...



Classroom/ Media Center	Bathroom/ Locker Room	Office	Cafeteria	Hallways	Bus
<ul style="list-style-type: none"> <li>Take ownership of my actions</li> <li>Use positive words, tone, and actions</li> <li>Stay on task and complete work on time</li> <li>Use materials/equipment appropriately</li> <li>Keep hands, feet, and objects to myself.</li> </ul>	<ul style="list-style-type: none"> <li>Honor privacy</li> <li>Use a conversational voice</li> <li>Clean up after myself</li> <li>Enter and exit quickly and return promptly to class</li> <li>Report unsafe/unclean conditions.</li> </ul>	<ul style="list-style-type: none"> <li>Wait quietly until acknowledged</li> <li>Remain in assigned areas until dismissed</li> <li>Use a conversational voice</li> <li>Use positive words, tone, and actions</li> <li>Keep hands, feet, and objects to myself.</li> </ul>	<ul style="list-style-type: none"> <li>Take ownership of my actions</li> <li>Use a conversational voice</li> <li>Sit and remain in assigned areas until dismissed</li> <li>Clean up the tables and floor</li> <li>Be aware of food allergies.</li> </ul>	<ul style="list-style-type: none"> <li>Take ownership of my actions</li> <li>Walk quietly</li> <li>Use a conversational voice</li> <li>Keep hands, feet, and objects to myself</li> <li>Keep the floor clean.</li> </ul>	<ul style="list-style-type: none"> <li>Take ownership for my actions</li> <li>Move safely onto and off of the bus</li> <li>Remain seated for the entire ride</li> <li>Use a conversational voice</li> <li>Keep hands, feet, and objects to myself.</li> </ul>

## UCS District Information and Events

### Free & Reduced Meals Application Expiration

Last year's Education Benefits Form expires today, Thursday, October 10, 2024. As required by federal guidelines, students without an approved 2024-2025 Education Benefits Form on file will not be eligible to receive additional benefits such as EBT assistance, reduced pay to participate and AP test fees, and other items beginning October 11, 2024. Families must fill out an Education Benefits Form located at <https://utica.familyportal.cloud> as soon as possible for benefits to continue.

If there are any questions, please call the Office of Food & Nutrition Services at 586-797-1180.

### UCS Family Wellness Fair

Utica Community Schools will host its first Family Wellness Fair on Saturday, October 19 from 10:00 a.m.-1:00 p.m. Hosted at Henry Ford II High School (11911 Clinton River Road in Sterling Heights), this event is free and open to the public.

A poster for the Family Wellness Fair. At the top, there are colorful triangular bunting flags. The title "FAMILY WELLNESS FAIR" is in large, bold, yellow letters. Below it, "HENRY FORD II HIGH SCHOOL" is in smaller yellow letters. To the right, a white circle contains the text "SATURDAY OCTOBER 19 10AM-1PM". Below the title, there is a paragraph of text: "Join us for the Utica Community Schools Family Wellness Fair, a fun-filled event for the whole family. Receive valuable social-emotional learning (SEL), physical, and food and nutrition information and resources at interactive booths." To the right of this paragraph is the UCS logo and the text "UTICA COMMUNITY SCHOOLS". Below the paragraph is a list of activities: "Over 35 Vendors", "Children's Activities", "Raffle Prizes", "Informative Giveaways", "Healthy Treats", and "...and MORE!". To the right of the list is a circular photo of a family. Below the list is a yellow box with the heading "KEYNOTE SPEAKERS". Inside the box, there are two sections: "Nicotine and Vaping: What Parents and Teens Need to Know" and "Boosting Focus, Learning & Emotional Well-being: What Every Parent Needs to Know". Each section lists sessions and speakers. At the bottom of the poster, it says "For more info: [www.Uticak12.org/UCS\\_wellness](http://www.Uticak12.org/UCS_wellness)".

**FAMILY WELLNESS FAIR**  
HENRY FORD II HIGH SCHOOL

Join us for the Utica Community Schools Family Wellness Fair, a fun-filled event for the whole family. Receive valuable social-emotional learning (SEL), physical, and food and nutrition information and resources at interactive booths.

- Over 35 Vendors
- Children's Activities
- Raffle Prizes
- Informative Giveaways
- Healthy Treats
- ...and MORE!

**KEYNOTE SPEAKERS**

**Nicotine and Vaping: What Parents and Teens Need to Know**  
Three Sessions: 10:00 a.m., 11:00 a.m., 12:00 p.m.  
Speakers: Elizabeth Cupolo, Project Coordinator, and Kayla Dadswell, Director of Substance Use Prevention from Care of SE Michigan

**Boosting Focus, Learning & Emotional Well-being: What Every Parent Needs to Know**  
Three Sessions: 10:30 a.m., 11:30 a.m., 12:30 p.m.  
Speaker: Matthew Cecil, UCS Physical Education Teacher

For more info: [www.Uticak12.org/UCS\\_wellness](http://www.Uticak12.org/UCS_wellness)

### UCS Celebrates Digital Citizenship Week

October 14-18, 2024 is Digital Citizenship Week. This week is dedicated to helping students navigate the digital world safely, responsibly and respectfully. ALL resources can be found by using the following link <https://bit.ly/4dgGgRj>

It is our hope that activities are used to foster meaningful conversations and bring awareness to what it means to be a positive digital citizen. Please contact your ITC Geeks with any questions at [ITCGeekSupport@uticak12.org](mailto:ITCGeekSupport@uticak12.org).

# Davis Raider Review - October

## UCS Vision

Utica Community Schools, in partnership with our community, will empower students to positively transform their future and the world.

## UCS Mission

Utica Community Schools ignites a passion for learning in all students. We strengthen our community by welcoming all learners, honoring culture, and inspiring remarkable growth and achievement.

## Davis Mission

Davis Junior High will work collaboratively to unlock learning passion through relevant experiences including academic knowledge, technical competency, and professional skills to provide students with a competitive career advantage.

<https://davis.uticak12.org/>

## Week at a Glance (October 7 - 11)

### October

4	8 <sup>th</sup> - Students - Specialty Programs Presentation - Information Through History Classes (1/2 day)		
6	Band-O-Rama	Runkel Field	7:00-8pm
7	Volleyball Game	Jeannette @ Davis	8 <sup>th</sup> & 7 <sup>th</sup> - 4pm
8	Football Game	Davis @ Algonquin	7 <sup>th</sup> - 3:30 & 8 <sup>th</sup> - 5pm
9	Volleyball Game	Bemis @ Davis	7 <sup>th</sup> & 8 <sup>th</sup> - 4pm
10	Half Day Students - Secondary Afternoon Conferences 12:00 – 4:00pm In Person – No Appointment Needed – Parents Can Just Drop In		
10	OK2Say Presentation		
12	Run Club - Eastside Invitational		

## Down the Road Items – Continue to Monitor Future Raider Reviews for Additional Dates and Events

### October

14	Volleyball Game	Malow @ Davis	7 <sup>th</sup> & 8 <sup>th</sup> - 4pm
15	Football Game	New Haven @ Davis	7 <sup>th</sup> - 3:30 & 8 <sup>th</sup> - 5pm
16	Professional Development Day – No School Students		8:00am - 3:00pm
17	Junior High Evening Conferences 3:30 – 6:30pm – Virtual Only (Appointment Needed – Information Below)		
18	Volleyball Game	Eppler @ Davis	7 <sup>th</sup> & 8 <sup>th</sup> - 4pm
19	Run Club - MHSAA MS Regionals		
21	Volleyball Game	Davis @ Shelby	7 <sup>th</sup> & 8 <sup>th</sup> - 4pm
22	Art Club	Mrs. Borowski: Rm - B207	3-4:30pm
23	7th Grade - Web activity (Details Coming Soon)		6 <sup>th</sup> hour
23	Volleyball Game	Davis @ Jeannette	7 <sup>th</sup> & 8 <sup>th</sup> - 4pm
23	Run Club - Pumpkin Invitational		
24	Retake Picture Day		
27	Run Club - Michigan MS Championships		
29	Football Game	Davis @ Eppler	7 <sup>th</sup> - 4:30 & 8 <sup>th</sup> - 6:30pm
29	Art Club	Mrs. Borowski: Rm - B207	3-4:30pm

### 9<sup>th</sup> Grade (High School Attendance)

When a student has accumulated 11 absences in any one class over the course of a semester, the student will be notified in a meeting with an assistant/associate principal that they have lost credit in that class and that they are placed on an attendance contract to earn the credit back. There are two parts to a contract, and they are below:

- First, the student must pass the class with a D- or higher.
- Second, the student will show improvement in attendance in ALL classes. Improvement is determined on a sliding scale which allows for 1 absence for every three weeks (rounded up) left in the semester for each class.

### Medical Club Dates and Information

A poster for the Medical Club with a dark blue background. At the top left is a red heart with a white stethoscope around it. To the right of the heart, the word "MEDICAL" is written in large white letters, and "CLUB" is written in smaller teal letters below it. In the center, there is a paragraph of white text. Below that, the first meeting dates are listed in white. At the bottom, there is a blue rounded rectangle with the text "CONTACT US:" in white, followed by the email address "CholaghA5@stu.uticak12.org" in white. At the very bottom, there is an illustration of three medical professionals: an older woman with white hair and glasses on the left, a man in a white lab coat and mask in the center, and a woman in a teal lab coat and mask on the right. The background of the poster features faint white and teal wavy lines.

**MEDICAL CLUB**

ARE YOU PASSIONATE ABOUT HEALTHCARE AND CURIOUS ABOUT HOW THE BODY WORKS? JOIN OUR MEDICAL CLUB AND EXPLORE EXCITING CAREERS IN THE MEDICAL FIELD WHILE GAINING KNOWLEDGE IN MULTIPLE TOPICS! EXPAND YOUR SKILLS, MEET PROFESSIONALS, AND DIVE INTO THE WORLD OF HEALTHCARE—DON'T MISS OUT ON THIS AMAZING OPPORTUNITY!

FIRST MEETINGS: Davis ~ Sep. 30 from 3:15pm-4:15pm  
Jeannette ~ Oct. 2 from 2:15pm-3:15pm

**CONTACT US:** CholaghA5@stu.uticak12.org



## Parent Teacher Conference Information

Parents will have **two options for conferences this year** at Davis Junior High. **One will be an in-person drop-in conference and the other will be online through virtual appointments.** If you are unable to make a conference during either our afternoon in person conferences or cannot make an appointment online for virtual conferences, please feel free to email the teacher and they will set up a time for a conference. The information is below:

**Davis Parent Teacher Conferences will be on the following dates:**

- **Thursday, October 10 (In-person conferences, no appointment needed) 12:00 – 4:00 p.m. in the Davis cafeteria.**
- **Thursday, October 17 (Virtual conferences, appointment needed online) 3:30 – 6:30 p.m. (Directions below on how to register and select time slots online)**

**Please note, the in-person conferences do not require making an appointment, whereas the virtual appointments will be similar to previous years and information is below on how to schedule these time slots online.**

We will be using the web-based program Schoolsoft to schedule virtual conferences on Thursday, October 17 to meet with your child's teachers to discuss academic progress. The system we are using is called Conference Manager, which allows you to check our teachers' conference schedules and book an appointment online. Conference information is below:

- **Thursday, October 17 - 3:30 - 6:30 p.m. (Virtually) – Requires selecting a time slot of five minutes for teachers.**

If you sign up for a virtual conference, you will not need to come to the building during the scheduled time block. A link will be sent to you to join your conference at the time you signed up for with the teacher.

**If you are unable to make an appointment online, we encourage you to reach out to your child's teacher to set up an alternate phone conference.**

### Virtual Conference Information Directions – Virtual Appointment Only

- **If planning on coming in person on October 10, 2024, from 12:00 – 4:00, you do not need to follow these directions.**

The first time you use the Conference Manager you will be required to register and create a parent account. This only takes a minute or two to complete. You will continue to use this same account for the duration of the time you have children in school, so please save your password for future reference.

**Please note - while you can register at any time, the window to book an appointment will not open until 6:00 a.m. on Wednesday, October 2, 2024. The appointment window will close on Tuesday, October 15, 2024 at 4:00 p.m.**

To create an account, please use the following steps (a tutorial is available at this [link](#): )

**1. Go to the following website <https://utica.schoolsoft.com>.**

**2. Register for a parent account.** To register click the REGISTER NOW button and complete the registration page. Once registered you will be able to immediately log in to the Conference Manager. An email will also be sent to the address you specified. This email restates your username and password and should be saved, as you will use the same username and password when booking future rounds of Parent-Teacher Conferences. If you forget your password, you can reset it using the FORGOT PASSWORD link under the login button.

If you have a student taking classes at more than one school (for example CSI and the Virtual Junior High School), you will enter that student's name in 2 different student slots. For example, if Joe Smith attends both CSI and the VJHS, you will enter the following in the student information screen:

- Student 1: Joe Smith Instructional Resource Center CSI/MST
- Student 2: Joe Smith UCS Virtual Junior High School

**If you have any other students for whom you will be conferencing, you will enter them in this screen, as well.**

- Student 3: Patty Smith Shelby Junior High School

Once you have entered all of your children's names and schools, finish the page and submit.

**After registering you can log back into Conference Manager after 6:00 a.m. on Wednesday, October 2 to select your teachers and conference times. This can be done up until 4:00 p.m. on Wednesday, October 15, when the window will close. These instructions are below.**

**3. Click the BOOK NOW button and select a conference date in the date drop-down that appears. Then, select the teacher(s) you wish to meet with and click the NEXT button.** To coordinate bookings involving multiple teachers select all the teachers applicable to your child(ren) with whom you wish to meet.

**4. Click on an available time slot for each teacher you selected and complete the booking form that appears.** You should see the booking appear in the summary list on the right-hand side of the screen. A confirmation email is sent for each booking you made or subsequently cancel. You will also receive a reminder and conference itinerary by email.

**5. Confirm your appointments have been booked by looking at the “CURRENTLY BOOKED CONFERENCES” box on the right of the screen or click on the MY CONFERENCES tab.** Only appointments that appear in the CURRENTLY BOOKED CONFERENCES box or on the MY CONFERENCES page are confirmed bookings.

**6. When finished booking, click the log off button located at the top right of the browser window.** You will have the opportunity to provide feedback regarding the use of the Conference Manager to the school administration through a user survey before completely exiting. We appreciate you completing the survey as this helps guide our decision-making regarding how conferences are booked in the future.

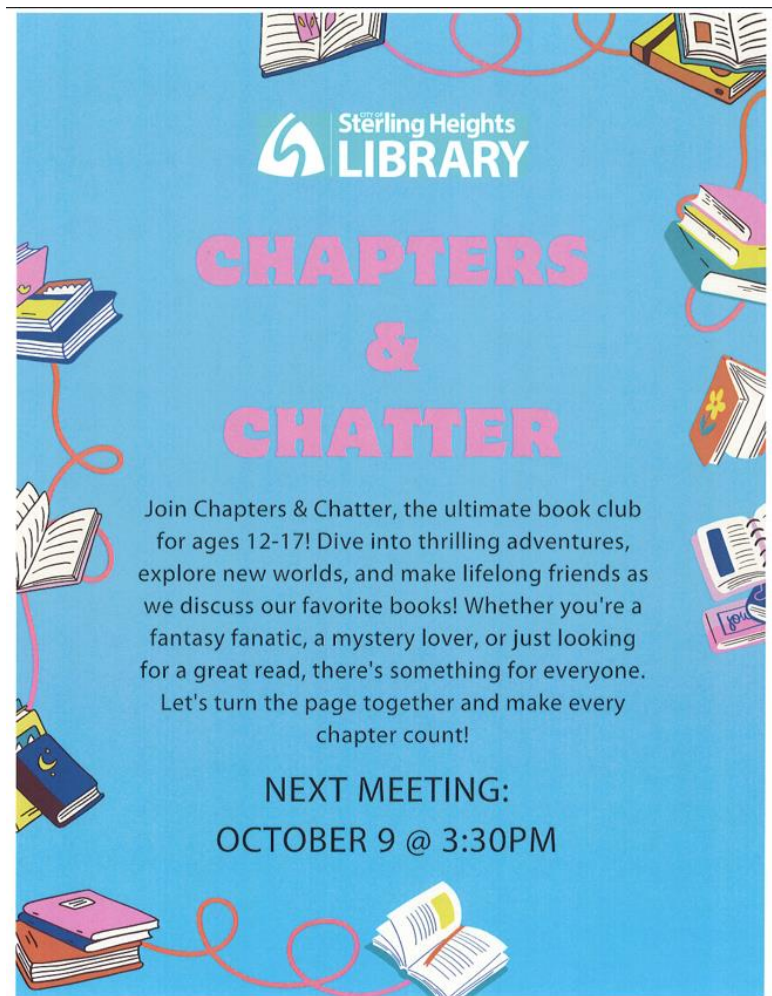
**7. Just prior to your scheduled conference time, you will receive a link to your video conference.** At the appropriate time, click on the link and the teacher will admit you to the room. Please note, there is only 5 minutes available for each conference.

**A couple of pieces to remember:**

- Each conference will be limited to five (5) minutes.
- If your child has an IEP and is in a Co-taught class, please sign up to meet with the special education co-teacher of that course.
- Counselors are also available for sessions either in person or virtually should you have questions, concerns, or items you would like to discuss about your child.

If you are unable to book your own appointment using this system, please contact us at 797-2700

## Sterling Heights Library Information



### Safety and Security – Front Doors

The front doors will be locked during school hours. To gain access at Door #2, ring the button near the far-left door at the main entrance. Office staff will see you through the security camera and unlock the doors if deemed appropriate. Please report directly to the main office and **be prepared to show identification.**

### Davis Spirit Wear

We will be using Clothing Graphics for Davis Spirit Wear [Davis spiritwear \(clothinggraphics.com\)](https://clothinggraphics.com)

### Vaccination Information – 7th Grade Students

The State of Michigan requires children to be age-appropriately vaccinated to enroll in school programs, unless a valid exemption applies. Vaccination information for children entering 7<sup>th</sup> grade can be found at [Vaccination Info 2022.pdf \(uticak12.org\)](https://uticak12.org)

### Perfume and Cologne in School

Davis Junior High has several students and staff members who have allergic reactions to strong perfumes, after-shave and men's cologne. The reactions range from mild to severe headaches that result in nausea and being sent home from school. These strong smells trigger asthma attacks and at times, students need to receive medical attention. We are asking students to put on their favorite fragrance once in the morning before school. Please do not bring in bottles and sprays of cologne, after-shave and perfume to re-apply throughout the day. Thank you for your cooperation and help with this!

## Sports Physicals

For the 2024 - 25 school year, a sport physical is required for all students who participate in sports. A physical examination must be completed on or after **April 15, 2024** to be considered a valid physical for the 2024 - 2025 school year. The MHSAA two-page physical form has not changed and remains on the district athletic page as well as on MHSAA.com. [Click here to be redirected to the MHSAA Website](#)

## Athletic Events – Home Games (Davis Junior High) – Fall, Winter, Spring Athletics

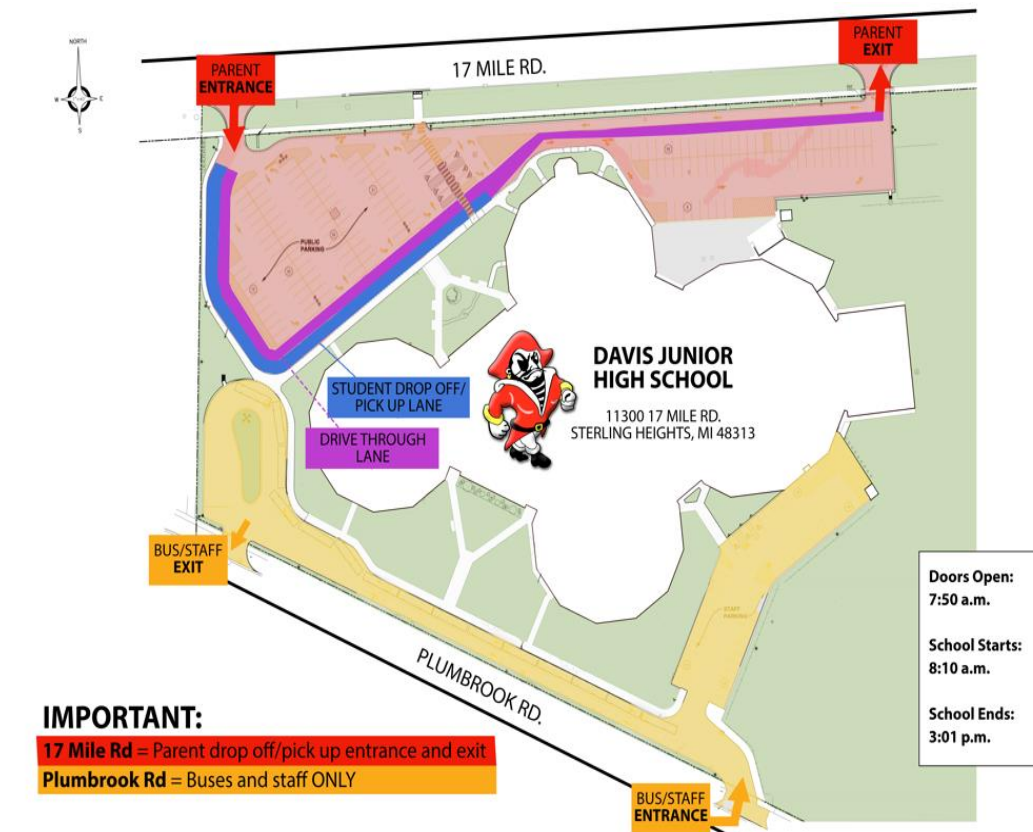
Students that are attending any home athletic events at Davis Junior High **must have a valid school ID card and be accompanied by a parent**. Students are not allowed to attend the event without these two criteria and should not be dropped off at school. Students that are without a parent will be asked to contact a parent to be picked up.

## Notice to Parents of Students Needing Medications Stored in the Main Office

In preparation for the school year all health plans and authorization for medication forms should be returned to the office before the first day of school with any required medications. All medical forms can be accessed here: [Resources and Forms / Resources and Forms \(uticak12.org\)](#) If you do not have access to the website, please contact the Davis office to arrange for copies to be picked up. If your child takes the bus, you will also be asked to complete two Transportation forms. Please return one to the school office when you bring your Health Care Plan, and the second should be handed to the driver on the first day of school, both with color pictures attached. Transportation requires this be done promptly to ensure the driver is aware of any potential emergencies. If you have any questions or specific concerns, please feel free to contact your school nurse at [rebecca.rosbolt@uticak12.org](mailto:rebecca.rosbolt@uticak12.org).

## School Drop Off Information (Parking Lot Map)

Please see the map below for the parent entrance regarding the drop off and drive through lane in front of the school. **Parents should drop their child off and proceed to the exit as marked on the map below.** Cars should not be using the drop off lane to park. We anticipate it will take some time for the flow of the parking lot drop off to work itself out. Please exercise patience and caution at arrival times!



## Athletic Participation and Tryouts

Students must have passing grades and good citizenship to participate in athletic events. For 7<sup>th</sup> and 8<sup>th</sup> grade students that want to tryout the following criteria is utilized by athletic teams:

- 7<sup>th</sup> and 8<sup>th</sup> - Any student that failed three or more classes from the previous reporting period (semester/marking period) and has three or more low citizenship marks of U or N from the previous reporting period (semester/marking period) may not try out for an athletic team.
- Students that make an athletic team and earn failing grades and/or have low citizenship marks (N or U or combination) will be placed on academic probation during the season. The criteria above is utilized for weekly athletic eligibility checks with grades (three or more failed classes) and citizenship (three or more Ns or Us).
- Must be in school for 3 hours to play.

## Yearbooks to Order

Yearbooks can be pre ordered from the same site as the picture site above with the following code: 25DAVISYB.

**2024-25 Davis Jr High**  
**Yearbook Ordering**

**Sales Start Now & Go Thru December 20th, 2024**

Yearbook without personalization - \$40.00  
(Cash, Checks & Online)

Personalized Yearbook  
with Name & up to 4 Icons = \$49.00 (Online Only Sales)



To order your yearbook, visit  
[www.KaiserStudio.com](http://www.KaiserStudio.com)  
Click "Order Pictures";  
Select the "Order Pictures Here" option;  
Enter the School ID Code (to the left)  
OR SCAN THE QR CODE

**School ID Code:**  
**25DAVISYB**

**KAISER STUDIO**  
SCHOOL PORTRAITS & YEARBOOKS  
1825 Birchwood Drive • Troy, Michigan 48063  
Customer Service: Mon-Fri 8:30am - 4pm - (248)619-9119

## Additional School Startup Information

### Administration of Medication

In cases with medication, parents can administer to their children at home. In the event that it is not possible and a student needs to take medication at school, the school may administer either prescription or non-prescription medicine, but only when authorized by the student's parent/guardian **and the child's physician**. Requests must be made by completing an **Authorization for Medication Form**, available in the school office. This form must be signed by the child's physician.

### Afterschool Reminder

Students should be within their scheduled activity/picked up afterschool. Pick up should be no later than 3:20 p.m.

### Arrival and Drop Off Information (Non-Bus Students)

Davis Junior High will open doors at 7:50 a.m. Students should enter the building and report directly to the cafeteria. Parents – as a reminder for student drop off, we have two locations along the front of the school. The locations for drop off are **the A Pod entrance (look for drop off signs)** and the front of the building. To alleviate some of the traffic, please plan on dropping students off early on in the line along the sidewalk and letting them walk in the A Pod entrance. This will speed up traffic in the morning and as always, please exercise patience and caution. **One lane only for student drop off!** We appreciate your help!



### **Attendance Line Information (586.797.2799)**

If you are calling in for an early dismissal, please press 0 and talk to an office assistant. If you are calling in an absence, please call in prior to 9:00 a.m. When calling in your child's absence, please make sure you spell the last name as well.

### **Automated Phone Call: Contact Update**

Utica Community Schools will continue to message important school-related information such as delayed openings or school closure through a number of resources including local media outlets. As a service to parents and staff, the district will also continue to call directly to phone numbers linked to our Automated Call Information Alert System. Parent phone numbers for the automated call are drawn from PowerSchool which should be updated at the building level.

### **Breakfast Information**

Davis Junior High will make available nutritious breakfast to students and staff daily starting August 29, 2023. Breakfast will be served at 7:50 a.m.

### **Bus Passes**

Bus passes are a privilege and will only be permitted if a bus has not reached capacity. Both students must be bus riders and both students must submit a note from their parent to the Main Office before 1st hour. The signed note from the parent should include the student's assigned bus number as well as the bus number they will be riding. The pass needs to be picked up by one of the students before the end of the day.

### **Davis Junior High Staff Website (<http://davis.uticak12.org/staff>)**

Teachers put their classroom information on the Davis website, under the staff page. [Click here](#) to access the site.

### **Davis Raider Review – Archived Editions**

For the parents new to Davis, you will notice that the most up to date information will always be at the top of the newsletter. As the month moves along, earlier editions of the newsletter are located below. This is done with the purpose of providing you an opportunity to find information in one newsletter as opposed to having to go back and review earlier editions that you may have saved. The newsletter will also be available on the Davis website.

### **Davis Spirit wear**

[Davis spiritwear \(clothinggraphics.com\)](http://clothinggraphics.com)

### **Food Deliveries**

Food that is delivered by a company such as Door Dash or Grub Hub will not be permitted at Davis. Due to school safety concerns and the disruption to the school day, we cannot accommodate such deliveries. We ask that all students bring their own lunch or buy a lunch from the cafeteria. If a student forgets their lunch, they may borrow against their lunch account in the cafeteria, or a parent may drop off a lunch for their student. Coffee, smoothies and outside breakfast brought in the school in the morning must be consumed before going into first hour. This is the practice that takes place at the high school level and Davis is aligning with Stevenson in order to provide consistent expectations for our students.

### **Early Dismissals**

Students who need to be excused during a school day should bring in a signed note from their parents to the main office prior to school starting in the morning. The note should include the **date, time, and reason for the dismissal as well as who will be picking the child up**. Please do not leave a message for an early dismissal on our attendance line. This procedure will ensure that your child will be dismissed on time and should keep unnecessary phone calls to a minimum. **When signing your child out early, please be prepared to show identification at the main office. Office staff will be asking for a driver's license or other form of identification in order to release the student.** Your cooperation is a greatly appreciated!

### Homework Requests

After a student has been absent for two days, homework requests may be made directly to the teachers, either by e-mail or phone. If parents contact the office, they will be directed to the classroom teacher. Please use PowerSchool to email teachers directly.

### Junior High Parent and Student Handbook

In the first days of school each year, every student in junior high participates in a handbook presentation with school administration. This handbook is a valuable resource containing information about athletic programs, bus transportation, attendance procedures, dress codes, graduation guidelines, technology use, how to communicate concerns, medical services, behavior guidelines and disciplinary procedures.

### Lockers Assigned to Students

7<sup>th</sup> grade or new students will be issued lockers at Raider Day based upon their grade. In each locker there is a lower shelf for additional storage of books. A separate gym locker will also be issued to each child during gym class. It is the student's responsibility to keep lockers secure. ***Please remind your child not to give out combinations to their friends.*** Sharing of combinations, even with friends, usually results in problems such as lost locks, books and/or folders.

### Lunch Information and Procedures

Students will follow our lunch procedures which will include coming in, sitting at their assigned seat, waiting for instructions, getting lunch, eating, and then being dismissed. Assignments are given so that students have a place to eat.

### Michigan Cyber Safety Initiative

The Michigan Cyber Safety Initiative (CSI) is a national, award-winning program and has been presented to more than one million students. It teaches children the importance of being safe, making smart decisions, and protecting themselves and others while online. [Click here](#) if you haven't reviewed the information with your child. The website is also below: [www.safeteens.com/tips-to-stop-cyberbullying](http://www.safeteens.com/tips-to-stop-cyberbullying)

### Non-Emergency Deliveries and Messages

Messages cannot be delivered to students during school hours. Non-emergency messages and deliveries will take place only at the end of 1<sup>st</sup> hour, lunchtime and at the end of the day. Students will not be released during class to report to the office to pick up messages or items brought in during the school day. Lunches will be sent to the cafeteria and distributed.

### Office Telephone Use: How, When and Why?

Office telephones are available to students in case of illness and special circumstances. Students should ***not*** use cell phones to call parents to report illness, accidents, or to request to leave school. Students should report to the main office.

### Parking Lot Reminders

The beginning of a new school year can bring out frustrations in the school parking lot as students are being dropped off in the morning and picked up at night. **We need to make sure we are modeling appropriate behavior for our children as well as adhering to basic rules to ensure safety in our parking lots daily.** For those parents that are new and a general reminder to all parents of how our drop off/pick up procedures works:

- The curb side student drop off area should be used as just that: Pull up, stop, the child(ren) exit the car, the car moves forward and then exits the parking lot by the gym area. Dropping your child(ren) off should only take a matter of seconds and speeds the process along for all.
- This curb side drive through lane should be used after dropping your child off and passing a car in front of you. Please exercise caution as cars could be coming from the parking lot.
- Bus loop - cars should not be driving through the bus loop at arrival or dismissal. This area is for school buses only and is not a cut through
- **Muriel Street - this is a great place to drop off and pick up your child. This would allow you to bypass the parking lot completely and utilize the crossing guard that is in front of the school on 17 mile. Several families have taken advantage of this instead of navigating the parking lot at arrival and dismissal.**

Each year we send out reminder messages to parents about the parking lot and we also include information in our weekly newsletter. Please take a moment to read/listen to these messages as our intent is to make school a safer place for all. I know that together we can provide a safe environment for our children. Hopefully this time change will assist as we move into the end of fall weather and winter months. From time to time, our partnership with the Sterling Heights Police Department allows them to randomly check out the parking lot flow and traffic patterns around the schools in Sterling Heights. You may notice them from time to time assisting and or observing these patterns. Please be aware that they have issued tickets before to parents that are not following the observed traffic rules above.

### Parents and Visitors

Everyone who enters Davis Junior High **must report to the Main Office**. This is a school district policy and in place to keep all students safe. You will need to sign in, put a visitor's pass on, and our office staff will be glad to assist you. Please do not attempt to gain access to the school through a side door or when students are leaving the building at dismissal.

### Perfume and Cologne in School

Davis Junior High has several students and staff members who have allergic reactions to strong perfumes, after-shave and men's cologne. The reactions range from mild to severe headaches that result in nausea and being sent home from school. These strong smells trigger asthma attacks and at times, students need to receive medical attention. We are asking students to put on their favorite fragrance once in the morning before school. Please do not bring in bottles and sprays of cologne, after-shave and perfume to re-apply throughout the day. Thank-you for your cooperation and help with this

### PowerSchool Information

Parents and students can view their student's schedules, attendance and grades. Parents with multiple UCS students can now create an account to access all of their data with a single login. Parents will need the access ID and access password for each student. Access IDs and passwords follow students from year to year.

### School Safety Information

Student and staff safety remains a priority for our school. Our district uses a multi-layered approach to proactively prepare for any type of emergency that is focused on training, school-based emergency plans, an emergency preparedness team consisting of law enforcement, mental health support, and constantly reviewing our facilities to determine improvement needs to enhance security. Recently, our staff has been engaged in training related to "Standard Response Protocols." The protocols identify five specific actions that use common language related to a potential incident: Hold, Secure, Lockdown, Evacuate and Shelter. The poster below is what we have had in every classroom in Utica Community Schools in English, Arabic and Spanish since the beginning of the school year.



To show students their role during these standard response protocols, we will be presenting the following video (<https://youtu.be/Nvkz7iomzcA>) that features a high school age student demonstrating how to react during each action area. It provides training in a very relaxed and engaging way directed at secondary students. Following the viewing of the video and discussion with their teacher, students will continue practicing the school/safety drills using the standard response protocols. Thank you for your continued partnership to keep our students and staff safe.

## Standard Response Protocol

UCS staff has been trained in the district's Standard Response Protocol used in the event of an emergency situation. Training for students is now ongoing.

The protocols have five stages:

- Hold! in the room or area and clear the halls
- Secure - Get inside. Lock Outside Doors.
- Lockdown! Locks, lights, out of sight
- Evacuate! (A location may be specified)
- Shelter - Hazare and safety strategy

Every classroom in UCS has a poster that identifies these strategies. To view the poster, please see this [link](#).



### Security

The front doors will be locked during school hours. To gain access at Door #2, ring the button near the far-left door at the main entrance. Office staff will see you through the security camera and unlock the doors if deemed appropriate. Please report directly to the main office.

### Student Cell Phones/Use of Electronic Devices

As we prepare to begin a new school year, it is important to revisit some district and building policies in regard to use of electronic communication devices (ECD.) With the permission of teachers, student may use cell phones in the classroom for educational purposes. **Students may not use cell phones to take pictures, text or call during the school day. Students may use their cell phones before school and after school, in the hallways, and at lunch.**

### Student ID Badges

All junior high students are required to wear their ID badge at all times. Students will get their IDs after Picture Day this year, so there will be a month where students will not be required to wear IDs. Once students receive their ID after school picture day, we always expect them to be worn. They need to be visible and, on a lanyard, which we will provide.

### Student Planners

Davis will once again be using a student planner and students will receive these books at Raider Day. The planner is a combination assignment book, classroom pass system, and organizational tool. Replacement or additional planners can be purchased at a cost of \$5.

### Student Supplies/Backpacks

Student general school supplies will include backpack, laptop, charger, headphones, writing utensil and notebooks/binders.

### Social Media Information/School and Parent Responsibility

Students should not be using social media sites such as Twitter, Instagram, Facebook, Snapchat, Kick, etc. during school hours. If students are using these sites off school grounds, monitoring of the sites and student use is the sole responsibility of the parent. School staff will not be responsible for this outside of school. Should social media information create a substantial disruption to the school, you may be contacted and/or disciplinary action will be taken depending on the severity of the incident. As the parent, if you feel that your child's safety and or privacy has been violated through social media outside of school, please contact the police as a first step intervention.

### **Weekly Communication – Newsletter (Davis Raider Review)**

The “Davis Raider Review” is an electronic newsletter that will be emailed through school messenger weekly (Thursday afternoons) to all parents and will start during the first week in September. The newsletter will be archived monthly on the Davis website and is a great way to keep up on events and information from the school.

### **Yearbooks on Sale**

Order your Davis Junior High yearbook during Raider Day for \$40. **After Raider Day, yearbooks are \$43.** Make sure to keep the receipt in a safe place so your child can bring it when yearbooks are distributed.

## ***Athletic Information – Current Sporting Events/Sports Related Information***

### **Beaumont Heart and Vascular Screenings Information**

[Heart & Vascular Screenings](#) | [Student Heart Check Schedule](#) | [Beaumont Health](#)

### **Concussion Awareness**

As part of a new state law, all UCS and Michigan parents will receive information about concussions, their symptoms, and what to do if you suspect a concussion. UCS parents will receive the form as part of the back to school registration packets. **The form, which asks parents to sign and return to the school office, is also available at this [link](#).** The form will also be required of all new families registering in UCS for the first time. In addition to providing the parent information sheet, UCS physical education staff members and coaches will also take part in an on-line training program about concussions. For more information about concussions, please visit the recommended sites below from the Center for Disease Control:

- [Primary Link for concussions in young athletes at the Center for Disease Control and Prevention](#)
- [Facts about Concussion and Brain Injury](#)
- [How Can I Recognize a Possible Concussion?](#)
- [Resource Links About Concussions](#)

### **Pay to Participate Payments**

Utica Community Schools offers PaySchools, an online system which allows you to make payments online via e-check or credit card. It can now be accessed from our school’s website. Parents with students participating in fall sports are encouraged to use this system. It will be available as well for a variety of school-based programs. PaySchools offers easy and convenient online access 24 hours a day, seven days a week, an end to lost checks, the ability to view account history of purchases and the assurance of private and secure transactions. Not only is this service a convenience for you, it saves the district resources that can be spent on your child’s education

**Stevenson High School Athletic Information** [Click here](#) or go to <http://stevensontitans.com/>



[Stevenson Titan Athletics - Stevenson High School Sports ...](#)

[stevensontitans.com](http://stevensontitans.com)

New jerseys, gear, entry fees, retreats – the wish list of opportunities to improve your teams is long, and often, the ways to finance them are short.

---

The transportation schedule will also be posted on <http://stevensontitans.com/> under the "schedules" tab



## Davis Junior High Communication Flowchart Process

Parents transitioning from elementary to junior high school often wonder the best way to have their question or concern addressed. It is easy to become discouraged when attempts to communicate with school officials are not addressed only to be referred to others to resolve a problem their child may be experiencing in school. In order to help parents with this process and assist in efficiency, the ***“Davis Junior High School Communication Process Flowchart,”*** has been created. This sequence is in place to make sure your questions and concerns are addressed to the proper school official. It is our hope that the flowchart will be utilized as a way to direct your question or concern so that it may be handled by the appropriate school official and responded to quickly. ***As always, classroom concerns and questions should be directed to the specific teacher involved.*** The chart is listed within this newsletter, will be available at Raider Day and will also be available on the website for parents for future reference. Please note that our office staff will be trained to help assist parents with this process and in many cases, you will be referred to the first level in order to provide you with the most direct staff member.

### ***Davis Junior High School Communication Flowchart Process***

**Most parent and community questions are easily and completely answered by communicating directly with the staff member closest to the situation.** As you move further along the flowchart, the staff is less directly involved and usually needs additional time to research the situation before they can give you an answer. If you do not hear back from the person you have contacted within **two (2) business days**, it is appropriate to reach out to them again before moving along to the next level of the flowchart. We do not expect your questions or concerns to go unanswered for a long period of time. Each situation should first be addressed at whatever level the initial action was taken with appeals moving on to the next level on the ***“Communication Process Flowchart.”*** The easiest way to communicate is via e-mail while a phone call is the next preferable way.

**Davis Junior High Communication Process Flowchart**

Davis Junior High Communication Process Flowchart					
Area of concern	First Level	Second Level	Third Level	Fourth Level	Fifth Level
Instruction/Curriculum	Teacher	Counselor	Assistant Principal	Principal	Board Office
Athletics	Coach	Davis Athletic Director	Principal	District Athletic Director	Board Office
Special Education	Teacher	Special Education Staff	Counselor	Principal	Board Office
Student Concerns/Guidance/Health Related Concerns	Teacher	Counselor	Assistant Principal	Principal	Board Office
Classroom Discipline	Teacher	Counselor	Assistant Principal	Principal	Board Office
Non – Classroom School Discipline	Teacher	Counselor	Assistant Principal	Principal	Board Office
Classroom Concerns	Teacher	Counselor	Principal	Board Office	
Scheduling Concerns/Changes* (See Below)	Teacher*	Counselor	Principal	Board Office	
Transportation	Bus Driver	Assistant Principal (Discipline)	Transportation Supervisor	Board Office	

**Scheduling Concerns/Changes\*** – In order to process a schedule change, parents must first have met with the teacher and put a plan in place to support the struggling student. If after several weeks, the student is still struggling, it would be appropriate to move to the second level.

**Please note - Classroom questions concerning your child should be addressed with your child’s teacher before contacting the counselors and/or school administration.** Allow for **two (2) business days for a response**. If no response is received from a teacher during that time, send a second email or phone call to that teacher. Please note that compliments or acknowledgements of positive events can be directed to everyone along the chain. All of us appreciate hearing that there is something good that has happened. We all look forward to a wonderful school year with few complaints!

### **Guidelines for Parent Communications to Teachers and Staff**

The purpose of this section is to serve as a general guide for ensuring effective communication from parents to teachers, staff and administrators. Communication refers to both the sending and receiving of information, such as email and notes, and verbal communications such as telephone conversations and face-to-face meetings. In order to ensure a successful exchange of information, it is important that all parties follow a few key principles.

#### **Maintain Respectful and Open Communication**

- Always use a respectful and polite tone.
- Request, don’t demand.

- Be ready not just to provide information, but to listen to teacher/staff observations and perspectives.
- Enter the exchange with an open mind and assume a shared best interest for your child.
- Be prepared to work collaboratively to solve problems.
- Threats and/or inappropriate language will not be tolerated toward staff members.

### **Confidentiality**

- Recognize that confidentiality may limit information that can be shared from school to parents, including consequences for other students' behaviors.

### **Time to Respond to Communications**

- Teachers will make every effort to respond as soon as possible to parent communications, with the understanding that the teaching day sometimes precludes immediate responses.
- Teachers and staff may need some time to collect needed information before responding.

### **Whom to Contact**

- Most communications of classroom concerns should be directed at first to your child's teacher.
- If you have an issue with a particular staff member, first try to address those concerns with that staff member directly.
- If you have discussed with your child's teacher and the issue has not been addressed to your satisfaction, then move to the next level.
- Please recognize that it is both the policy and the value of our school that we operate with openness, collaboration and the shared best interest for every student.

### **SCHOOL INFO - COMMUNICATION GUIDELINES AND PROCEDURES**

As part of an ongoing effort to foster effective communications between parents and staff at Davis, school officials developed the following communication guidelines. The goal is to establish a set of reasonable expectations and behaviors for parents and staff. These guidelines will be reviewed on a periodic basis and adjusted as necessary.

#### **UPDATE YOUR CONTACT INFORMATION**

It is important that the school has current phone numbers and addresses on file in our school data system. If you move or change your phone number, it is imperative that you notify the school and update your emergency contact information. Please visit the office to update a form.

#### **CONTACTING TEACHERS OR STAFF**

##### **Best mode: email/phone**

Parents wanting to meet with or contact a teacher should email the teacher. If email is not possible, parents can either call 586.797.2700 or visit the main office to request a meeting. Phone messages are checked every day. Please allow for two (2) business days for a response. If no response is received from a teacher during that time, send a second email or phone call to that teacher before moving to the next level on the flowchart.

#### **CONTACTING SCHOOL ADMINISTRATION**

##### **Best mode: email/phone**

Parents requesting a meeting with or wanting to contact an administrator should use email. If email is not possible, parents can either call 586.797.2700 or visit the main office to request a meeting. **Parents that have not followed the "Communication Process Flowchart" will be directed to the appropriate level based on the circumstances.** Phone messages are checked regularly. Please allow for two (2) business days for a response. If no response is received from an administrator during that time, send a second email or phone call before moving to the next level on the flowchart.

### ***PBS Winners – A, B and C Lunch***

These students earned “Raider Red Tickets” for demonstrating that they “Listen, Learn and Lead.”



Every week we hold a “red card” drawing at lunch for students. Names are announced in the newsletter every week! Congratulations to our winners!

### ***Davis Junior High Highlights***

7<sup>th</sup> Grade Science students at Davis have been working on their measurement skills. Here are some students working on a volume color challenge. We will see which group can follow directions and measure most accurately!



## **Davis Junior High Student ID Policy (*All Students Must Have ID's Visible*)**

Davis Junior High School continues to work to ensure the safety and security for all staff and students. This is a top priority each and every day. All students at Davis will now be required to wear and have visible their school ID badges at all times. In addition, the wearing of school identification provides a professional setting and promotes College and Career Readiness for all students. Wearing of ID badges is required as part of many workplace environments, as well as on college and university campuses. Furthermore, the wearing of student IDs provides easy identification of students for teachers, substitutes, district staff personnel, and law enforcement if ever needed.

Students have received their school IDs from Raider Day or will receive them over the first weeks of school. The expectation will be reinforced with students on Day 1 as well as at the student handbook meeting presentations on Tuesday, September 10.

### **The benefits & reasons for students wearing a current student ID card:**

- To be in class
- To borrow library books
- To obtain early dismissal
- To allow movement during lunch, going to and from restrooms
- To be on campus before or after school
- To move between classes and/or the hallway during passing time periods
- To participate in school activities, assemblies, dances, etc. on the campus of Davis
- To get into high school events for free (if offered by the high school)
- To be used for the PBS Earned Privilege Level for Citizenship and Academics (Raider Red)/Lunchroom

### **Student ID Card Guidelines:**

A student's ID card authorizes him/her to be on the school campus. **EVERY** student must wear his or her student ID card while on school grounds. It is crucial that the school staff is able to identify everyone on campus. Identification of staff and students is a safety issue and will not be compromised. **Student IDs may be left in the student's assigned locker overnight so as to ensure the student ID is not left at home. Teachers will do periodic student ID checks in class, at the discretion of administration.** Periodic incentives will be provided at the discretion of administration when school-wide student ID checks are implemented.

### **The following guidelines must be adhered to when wearing student ID cards:**

- Student ID cards must be worn on a lanyard.
- Student ID cards cannot be worn on a shirtsleeve, pants, outside of pockets, under a shirt, coat, jacket or at the bottom of a shirt. The student ID card **must be visible AT ALL TIMES** (i.e. not kept in a purse, pocket or backpack).
- The student ID card must be presented to any school staff member or person of authority upon request.
- The front and back of the student ID card cannot be altered (i.e. no markings, other photos, etc.). Defacing or altering the student ID is prohibited.
- Wearing another student's ID card is prohibited.
- Lost, stolen, altered, damaged and/or defaced student ID cards must be replaced **IMMEDIATELY**.
- If the ID card is lost, a student may purchase a new student ID card from the office.
  - **There will be a \$5.00 fee to replace a lost ID badge and a \$3.00 fee to replace lost lanyards.**
  - At the discretion of the administration, a designated hour may be established for purchasing IDs.
- Students are excused from wearing ID cards during classes **IF** a teacher/administrator considers it to be a safety risk during identified classroom or other activities, including, but not limited to:
  - Science labs, equipment use, physical education, music, and other classes when wearing the student ID may cause entanglement or safety concerns.

### **Students who do not have their student ID cards will adhere to the following procedures:**

**Before school begins, a student who does not have a student ID must obtain a temporary ID in the Main Office.**

- Please note that there is a limit of three consecutive days that a student may obtain a temporary ID. After the third consecutive day, student will report to the Assistant Principal.
- If a student reports to class **WITHOUT** a proper or temporary ID, the teacher will send the student to the office to obtain a temporary ID. The temporary ID **MUST** be worn and visible for the remainder of the day. The temporary ID will have the date issued on it and needs to be returned at the end of the day.

**Consequences for Not Displaying/Possessing School ID card:**

- **1st Violation - FIRST** Verbal Warning for not wearing school issued and/or temporary ID. Warning given by Administrator.
- **2nd Violation - SECOND** Verbal Warning for not wearing school issued and/or temporary ID. Warning given by Administrator.
- **3rd Violation** – Responsible Choices Room (Lunch detention) – Issued a temporary ID and a call home by Administrator.
- **4th Violation** – Additional consequences, up to and including suspension at the discretion of Administration.

**NOTE: Consequences are cumulative for the entire school year.**

\*\*If requested by staff, all students must provide access to their ID. Failure to comply with a reasonable request from any staff member is defined as Defiance of Authority. Any consequence for failure to comply will be in addition to the one for the ID violation\*\*

***Davis Junior High School reserves the right to modify the Student ID Policy at any time without notice. Any subsequent changes to the policy will be communicated through its normal means of dispersing information.***



## Parent & Student Handbook Reminders (Davis Junior High)

### Locker Information (Per UCS Student Handbook)

All lockers assigned to students are the property of the Utica Community Schools. At no time does the school relinquish its exclusive control of its lockers. Students are solely responsible for the contents of their locker and should not share their locker with other students, pre-set locker combinations or divulge locker combinations to other students, unless authorized by the school principal or his/her designee. Accordingly, the Board of Education authorizes the school principal or his/her designee to search lockers and locker contents at any time, without notice and without parent or guardian consent. Law enforcement officials shall be notified upon seizure of dangerous items, or items that are required to be reported.

### Technology Information (Per UCS Student Handbook)

#### Technology Users WILL NOT:

- Tamper with computer or network components in a way that will make them either temporarily or permanently inoperable.
- Access or modify other accounts, data, files and/or passwords without authorization.
- Use district technology to send, receive, print or display messages that are inflammatory, harassing in nature, sexist, racist or otherwise inappropriate. No sending inappropriate messages.
- Use district technology to distribute material that jeopardizes the health and safety of students; is obscene or pornographic; causes disruption of school activities; plagiarizes the work of others; is a commercial advertisement; or is not approved by the building administrator.

**MISUSE OF TECHNOLOGY WILL RESULT IN DISCIPLINARY ACTION, UP TO AND INCLUDING LOSS OF TECH PRIVILEGES, SUSPENSION OR EXPULSION**

#### General Reminders

- **Poor Citizenship Marks** - Students who receive poor citizenship marks may be excluded from school events.
- **School Property** (books, materials, furniture, etc.) – Do not damage, will be assessed repair & replacement costs
- **Bullying** (possible expellable offense) Bullying shall be defined as any written, verbal, or physical act, or any electronic communication that is intended or that a reasonable person would know is likely to harm one or more pupils either directly or indirectly. Often occurs when a student is exposed, repeatedly and over time, to negative actions on the part of one or more students. See handbook.
- **Fighting** - Fighting, physical harassment, planning to fight, threatening behavior are prohibited. 1<sup>st</sup> offense fighting (5-day suspension), 2<sup>nd</sup> offense (10-day suspension)
- **Physical contact** (kissing, hugging, handholding) prohibited
- **Drugs** of all kinds are prohibited. Selling, buying, possessing, giving, accepting, or using tobacco, alcoholic beverages, narcotics, drugs, or behavior-altering substances, possession or use of electronic cigarettes, hookah pens or similar devices. (**possible expellable offense**) See handbook (Substance Abuse & Use of Tobacco)  
***Intoxicants, narcotics, depressants, stimulants, look-alike drugs or illegal substances are not allowed on school property. Any infraction will result in a referral to parents and police.***
- **Sexual Harassment Policy** (Verbal, Written or Physical) See handbook.
- **Suspension** - No participation credit. Make up work with 70% of grade earned
- **Skippping (Unexcused Absence)** - No participation credit. Cannot make up missed work

#### Expulsions Level Offense

- Weapons (including air soft guns)
- Drugs
- Criminal Sexual Conduct
- Arson
- Physical Assault of an Employee

As part of our PBS expectations, we ask all students to practice and model “Listen, Learn and Lead” at all times!



## **Davis Junior High School Cell Phone Policy**



### **RED ZONE- OFF LIMITS**



Phones are prohibited and should not be used in Red Zones, including the following areas:

- A, B, C, E Pod Restrooms
- Boys and Girls Locker Rooms
- Main Office (unless with staff permission)
- Counseling Office (unless with staff permission)



### **YELLOW ZONE**



Phones are allowed at the discretion of staff/school administration in Yellow Zones, include the following:

- Classrooms (Privilege – teacher discretion)
- Hallways (Privilege – administrative team discretion)
- Cafeteria (Privilege – administrative team discretion)
- Bus (Privilege – bus driver discretion)
- Media Center (Privilege – staff discretion)

### **GREEN ZONE**



Phones are allowed in Green Zones, unless the administrative team puts the hallways and cafeteria on yellow for a period of time. Green Zones include the following areas:

- Hallways
- Cafeteria
- Before/After School (Arrival and Dismissal)



**Note – any pictures or recordings of other students in the red, yellow, or green zones will result in loss of privileges as noted below and additional administrative consequences per the UCS student handbook.**



# **Davis Junior High School**

## **Cell Phone Policy**

### **STUDENT CONSEQUENCES**



Cell Phone Usage in **Red Zone** & **Yellow Zone** Consequences:

- **1st offense:**
  - phone is confiscated and returned to the student at the end of the day
  - incident documented
- **2nd offense:**
  - phone is confiscated and returned to the student at the end of the day
  - incident documented
- **3rd offense:**
  - phone is confiscated and returned to the student at the end of the day
  - incident documented
  - Responsible Choices Room – 1 day
  - parent(s) notified
- **4th offense:**
  - phone is confiscated and returned to the student at the end of the day
  - incident documented
  - Responsible Choices Room – 3 days
  - parent notified
- **5th offense:**
  - phone is confiscated
  - parent must pick up cell phone
  - additional administrative consequences per UCS student handbook as determined by administrative team.

## School Dress Code

Davis has always taken pride in its well-groomed students and maintains high expectations in terms of neatness and compliance with the approved UCS Dress Code. Student appearance should not be disruptive to the educational process. Please observe the following guidelines:

- Student appearance should be neat and clean.
- Dress that is indecent, calls undue attention to an individual has lettering or symbols that are derogatory or disrespectful is deemed to be disruptive are prohibited.
- Clothing that promotes illegal substances or drugs, illegal activities, violence, tobacco or alcohol is prohibited.
- Outdoor apparel, hats, unhemmed cut-offs, spandex, beach wear, short skirts, yoga pants and clothing that does not cover the shoulders or mid-section are not proper attire and are not to be worn in school.
- Tattered or ripped clothing is not acceptable. Blue jeans with holes or tears above the knee will not be allowed.
- Articles of clothing worn as group identifiers or which promote a disruptive school climate are prohibited.
- Beach wear, slipper, tights, low-cut tops, tank tops, sleeveless tops, muscle-shirts, see-through clothing, short skirts, short shorts, tight clothing without proper coverage, pajamas and clothing exposing the shoulders or mid-section are not allowed.
- Shoes must be worn at all times.
- Jewelry and accessories that may be deemed dangerous are prohibited.
- Knee-length skirts and knee-length shorts are acceptable.
- **Student stomachs should not be showing at any time.**

Students who do not follow the above guidelines may be given other clothing to wear.

## Expectations for Yoga Pants/Leggings (Change in practice)

Yoga pants and leggings are allowed only with a longer shirt/sweater/top to cover. The following information has been shared with students and we appreciate your help communicating this to your children.



**OK for Davis Dress Code**



**NOT OK for Davis Dress Code**



## Positive Behavior Support/Earned Privilege Program

Davis Junior High School has always strived to maintain a safe and orderly learning environment for all of our students. In an effort to improve our school climate and culture, many of the Davis staff members volunteered their time two years ago to form a Positive Behavior Support (PBS) Committee. PBS is a broad range of systemic and individualized strategies for achieving important social and learning outcomes. This program is aimed at building effective learning environments in which positive behavior is acknowledged for all students. Our program emphasizes the use of proactive, educative and reinforced-based strategies to achieve meaningful and durable behavior outcomes. As a staff we will be focusing on acknowledging positive behavior in the classrooms, hallways and the lunchroom by teaching and reinforcing our ***“Raider Red Expectations.”***

During the first week of school and throughout the year, staff members will be teaching our ***“Raider Red Expectations: I Can Listen, Learn and Lead”*** to students. We hope that by modeling and communicating these expectations to our students that they will begin to have a better idea of what is expected of them as students at Davis Junior High. We feel that the expectations of listening, learning and leading will serve as a roadmap for success for all of our students as they navigate junior high school to eventually transitioning to the high school and beyond. It is a goal of our program to provide students with common language and the necessary problem solving skills that will help them have a much more productive and positive day at Davis. Students who are engaging in listening, learning and leading behaviors will be individually acknowledged by earning ***“Raider Red Tickets”*** and honored with prizes and recognition during our weekly lunchroom drawings on Fridays. Students will also participate in our “Grades and Citizenship” program. This is an academic and citizenship reward system that is set in place to encourage students to do their very best on Progress Reports and Report Cards. There are seven cycles per year. Each student will receive points for the grades as well as their citizenship performance grade. The points are rolled into ranges that students can attain throughout each progress and report card cycle for various school raffles and prizes. This will allow students to have more access to “fun” school opportunities and we are very happy about this part of our program. Our ***“Raider Red Expectations: I Can Listen, Learn and Lead”*** will be posted throughout the classrooms and school for easy reference for our students. It is our hope that you will spend some time reviewing the matrix with your child as it clearly defines the expectations for our students within the program.



**listen. learn. lead.**  
I can ...



Classroom/ Media Center	Bathroom/ Locker Room	Office	Cafeteria	Hallways	Bus
<ul style="list-style-type: none"> <li>Take ownership of my actions</li> <li>Use positive words, tone, and actions</li> <li>Stay on task and complete work on time</li> <li>Use materials/equipment appropriately</li> <li>Keep hands, feet, and objects to myself.</li> </ul>	<ul style="list-style-type: none"> <li>Honor privacy</li> <li>Use a conversational voice</li> <li>Clean up after myself</li> <li>Enter and exit quickly and return promptly to class</li> <li>Report unsafe/unclean conditions.</li> </ul>	<ul style="list-style-type: none"> <li>Wait quietly until acknowledged</li> <li>Remain in assigned areas until dismissed</li> <li>Use a conversational voice</li> <li>Use positive words, tone, and actions</li> <li>Keep hands, feet, and objects to myself.</li> </ul>	<ul style="list-style-type: none"> <li>Take ownership of my actions</li> <li>Use a conversational voice</li> <li>Sit and remain in assigned areas until dismissed</li> <li>Clean up the tables and floor</li> <li>Be aware of food allergies.</li> </ul>	<ul style="list-style-type: none"> <li>Take ownership of my actions</li> <li>Walk quietly</li> <li>Use a conversational voice</li> <li>Keep hands, feet, and objects to myself</li> <li>Keep the floor clean.</li> </ul>	<ul style="list-style-type: none"> <li>Take ownership for my actions</li> <li>Move safely onto and off of the bus</li> <li>Remain seated for the entire ride</li> <li>Use a conversational voice</li> <li>Keep hands, feet, and objects to myself.</li> </ul>



## ***UCS District Information and Events***

### **2024-25 Superintendent's Student Advisory Board: Now Accepting Applications**

The Superintendent's Student Advisory Board meets with Mr. Monroe and other administrators to provide student input into important issues in Utica Community Schools. Student members, in good standing, retain their membership on the board until graduation from Utica Community Schools.

Applications are now being accepted to join the Superintendent's Student Advisory Board. Interested 9th grade students may apply via the [online application](https://www.tfaforms.com/5147806) through 11:59 p.m. on Monday, October 7, 2024. To be considered,

9th graders must complete their application AND have a UCS teacher, school counselor or school administrator submit a letter of recommendation by 11:59 p.m. on Monday, October 7, 2024.

Here is the link for the online application: <https://www.tfaforms.com/5147806>

Here is the link to submit letters of recommendation (\*\*this is noted on the online application, as well\*\*):  
<https://www.tfaforms.com/5147808>

All questions can be directed to [jennifer.kane@uticak12.org](mailto:jennifer.kane@uticak12.org).



## October 14-18 is Digital Citizenship Week

This week is dedicated to helping students navigate the digital world safely, responsibly, and respectfully. More information can be found at the link below:

[Digital Citizenship / Digital Citizenship \(uticak12.org\)](http://uticak12.org)



## DIGITAL CITIZENSHIP WEEK

### October 14th-18th

October 14-18 is Digital Citizenship Week! This is a great time for learning more and refreshing your memory about important digital citizenship and digital wellness skills. It's all about staying safe while on the internet and making good choices!

In today's fast-changing digital world, it's more important than ever for children to navigate the digital landscape responsibly and effectively. Digital Citizenship involves the responsible and effective use of digital resources. It provides students with crucial skills and concepts, such as evaluating online information, creating a positive digital presence, maintaining digital wellness, practicing netiquette (responsible and empathetic online behavior), and understanding privacy and cyberbullying. As classroom technology evolves, so does the concept of digital citizenship. It has shifted from a list of don'ts to a proactive list of dos, seamlessly integrating into the curriculum. Promoting Positive Digital Citizenship is a key goal for our district. Our teachers are committed to incorporating digital citizenship resources and principles throughout the K-12 curriculum. Digital Citizenship prepares students to use technology responsibly in a tech-driven society, encompassing wellness, safety and literacy.

As you celebrate Digital Citizenship Week, use the [Elementary Calendar](#) or [Secondary Calendar](#) to remember spirit dress up days and to help students reflect on how they can use technology in healthy and responsible ways. [Check out the various parent resources on our website](#) to help you with conversations about digital citizenship and wellness at home.





# DIGITAL CITIZENSHIP WEEK

Join UCS 7-12th grade Students in Celebrating Digital Citizenship Week as We Learn to Stay Safe, Solve Problems, and Be a Positive Force Online!

Monday,  
October 14th

## TEAM UP FOR DIG CIT!

Making healthy choices can affect our mood and how we see the world. Remember how important it is to balance your time online. Remember that sometimes TV, social media and gaming can affect your mood. Wear favorite sports gear to show we are TEAMING UP for digital citizenship!



Tuesday,  
October 15th

## BE INFORMED

Be in the KNOW! Remember it is important to evaluate the accuracy, perspective, and validity of digital media. There's a lot of false info out there!! Level up your critical thinking game! Wear neon today to remember to highlight & verify your sources!

Wednesday,  
October 16th

Message

## UNITE & BE KIND ONLINE DAY!

How can we be kind and stand up for others online? Wear orange today to unite as reminder that what is said online is heard and felt by others. Be kind and respectful even if you disagree.

OK

Cancel

Friday,  
October 18th

Taking selfies, Snaps, and TikToks with friends can be a blast, but always keep your audience in mind. Social media platforms are easy ways for people to learn more about you. Make sure to create positive digital footprints and be mindful of what you share. Ask friends and family permission to share their pics!

Thursday,  
October 17th

Knowing when to take a break from technology and do other activities helps your well-being. Take a tech break and hang out with friends or family!



143 likes

Spending everyday with awesomeness! #Fun

ITC  
Geeks



### Clinton River Watershed Council (CRWC) Events

The Clinton River Watershed Council (CRWC) is a non-profit organization dedicated to protecting, enhancing and celebrating the Clinton River, its watershed and Lake St. Clair. They provide residents, schools, governments, businesses and other community groups with wide-ranging programs and events to ensure a healthy Clinton River Watershed for us all. Please see information below for upcoming fall 2024 events as well as the link below:

[All Events — Clinton River Watershed Council \(crwc.org\)](https://www.crw.org)



## UPCOMING Events

**SEP 30**

**Adopt-A-Stream Training**  
In-Person, MacDonald Public Library,  
New Baltimore

**OCT 5**

**Adopt-A-Stream**  
**Multiple Locations**

**OCT 12**

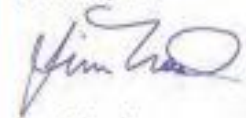
**2024 Fall River Roundup**

For links to the above, weekly cleanups, and more volunteer opportunities, see the following pages of the PDF Flyer Packet or go to [www.crw.org/events](https://www.crw.org/events)

Hey 4th and 5th Graders of Oakland County!

WRC and Pure Oakland Water are teaming up to host the 20th Annual Kids' Clean Water Calendar Contest and we need your creativity! This year's artwork theme is, "We Can All Help to Keep Oakland County's Lakes, Rivers, Streams and Watersheds Clean!" Submit your drawing for a chance to have your artwork featured in our 2025 Calendar in which more than five thousand copies will be distributed across Oakland County! Awardees will also be featured on our website! For artwork requirements, drawing topics, and submission details, visit [www.oakgov.com/calendarcontest](http://www.oakgov.com/calendarcontest). I'm looking forward to seeing your art and its impact!

Thank you,



Jim Nash



**20<sup>th</sup> Annual**

**Kids' Clean Water  
Calendar Contest**

**2025**







**20<sup>th</sup> Annual**  
**Kids' Clean Water**  
**Calendar Contest**  
**2025**



**Official Contest Rules**

Participants must be 4th or 5th grade students within Oakland County. Winners will be selected and notified in November. Calendars will be provided to all entrants and more than 5,000 copies will be printed and distributed throughout Oakland County and beyond! The calendar will feature the work of 24 artists!

**Deadline For Entries**

**Friday, October 4th, 2024 . Mail Entries To:**  
**Oakland County**  
**Water Resources Commissioner's office**  
**Attn: Calendar Contest**  
**One Public Works Drive, Bldg 95 West**  
**Waterford, MI 48328**

**Artwork Requirements**

- Use 11" x 8.5" letter-sized white paper in LANDSCAPE format
- Bold colors and lines show up best using crayons, markers, ink, watercolors, poster paint, etc.
- Students must work on drawings individually
- Do not mount, frame, fold or roll drawings
- Artwork becomes the property of the Water Resources Commissioner's office and will not be returned

**Artwork Theme**

**We Can All Help to Keep Oakland County's Lakes, Rivers, Streams and Watersheds Clean!**

**Drawing Topics May Include**

- Storm Drain Art - Draw a design around a storm drain inlet/catch basin to increase public awareness that stormwater flows to our waterways without treatment
- Don't litter and "Reduce, Reuse, Recycle"
- Ways to conserve water
- Clean up after your pet/don't feed ducks and geese to prevent water pollution
- Use native plants in landscaping to protect water quality and provide habitat for wildlife
- Practice good automobile care by fixing oil leaks immediately and taking the car to the car wash or washing it on the grass instead of the driveway
- Proper disposal of household hazardous waste and unused medication
- Proper disposal of fats, oils and grease (FOG)
- Proper disposal of "flushable" wipes
- Invasive species management and how to prevent their spread
- When to call the Oakland County 24-Hour Pollution Hotline

Questions? Please contact Jacy Garrison at 248-858-5264 or email: [calendarcontest@oakgov.com](mailto:calendarcontest@oakgov.com)

**2025 Calendar Contest Entry Form - Please include the information below on the back of the drawing**

Student's First and Last Name: \_\_\_\_\_ Grade: 4th or 5th (circle one)

School or Home Mailing Address: \_\_\_\_\_

School and Teacher Name/Parent or Guardian Name: \_\_\_\_\_

Teacher or Parent/Guardian Email: \_\_\_\_\_

Teacher Phone or Home Phone: \_\_\_\_\_

## UCS Specialty Program Parent Information Nights

More information can be found at the following link: <https://www.uticak12.org/Page/118>

### ATTENTION 8<sup>TH</sup> GRADERS! CHECK OUT THE UCS HIGH SCHOOL SPECIALTY PROGRAMS!



#### Utica Center for Mathematics, Science & Technology (MST)

WEBSITE: [uticak12.org/ucmst](https://www.uticak12.org/ucmst)

Info Night: Thursday, November 21, 2024 - promptly begins at 6:30pm

Location: Instructional Resource Center, 14201 Canal Road, Sterling Hgts

Questions? Contact [Peter.Paulon@uticak12.org](mailto:Peter.Paulon@uticak12.org)



#### GENE L. KLIDA Utica Academy for International Studies (IB)

WEBSITE: [uticak12.org/glkuaais](https://www.uticak12.org/glkuaais)

Info Night: Wednesday, November 13, 2024 - promptly begins at 6:30pm

Location: Gene L. Klida Utica Academy for International Studies, 37400

Dodge Park Road, Sterling Hgts

Questions? Contact [Jennifer.Gebbie@uticak12.org](mailto:Jennifer.Gebbie@uticak12.org)



#### Utica Stevenson Center for Manufacturing, Automation, and Design Engineering (MADE)

WEBSITE: [uticak12.org/stevensonmade](https://www.uticak12.org/stevensonmade)

Info Night: Tuesday, November 19, 2024 - promptly begins at 6:30pm

Location: Stevenson High School, 39701 Dodge Park Road, Sterling Hgts

Questions? Contact [Alison.Hildebrand@uticak12.org](mailto:Alison.Hildebrand@uticak12.org)



#### Utica Center for Science & Industry (CSI)

WEBSITE: [uticak12.org/ucsi](https://www.uticak12.org/ucsi)

Info Night: Wednesday, November 20, 2024 - promptly begins at 6:30pm

Location: Instructional Resource Center, 14201 Canal Road, Sterling Hgts

Questions? Contact [Peter.Paulon@uticak12.org](mailto:Peter.Paulon@uticak12.org)



#### Utica High School Academy for Health and Human Services (UHHS)

WEBSITE: [uticak12.org/hhs](https://www.uticak12.org/hhs)

Info Night: Wednesday, November 12, 2024 - promptly begins at 6:30pm

Location: Utica High School: 47255 Shelby Rd, Shelby Township

Questions? Contact [Jeremy.kranzo@uticak12.org](mailto:Jeremy.kranzo@uticak12.org)



UTICA  
COMMUNITY  
SCHOOLS





 **UTICA COMMUNITY SCHOOLS** **FAMILY WELLNESS FAIR**

**HENRY FORD II HIGH SCHOOL**

Mark your calendars! Join us for the Utica Community Schools Family Wellness Fair, a fun-filled event for the whole family. Receive valuable social-emotional learning (SEL), physical, and food and nutrition information and resources at interactive booths. It's the perfect way to invest in your family's well-being!

- ✓ SEL Resources
- ✓ Fun-Filled Activities
- ✓ Wellness Education

 [www.Uticak12.org/UCS\\_wellness](http://www.Uticak12.org/UCS_wellness)  **UTICA COMMUNITY SCHOOLS**

**SATURDAY  
OCTOBER 19  
10AM-1PM**

## Health Plan Information

Utica Community Schools is committed to providing a healthy and safe environment for each of our students. A health plan is required to be completed at the beginning of every school year. Health plans should be completed for any condition that may involve special dietary considerations, activity accommodations, medications, or treatment of urgent problems. Completion of health plans allow our staff to take the best possible care of your child.

A physician signature is required on all health plans. Any medications that are to be distributed by school staff or used by your student at school must have an Authorization for Medication form completed and signed by a physician, including any over-the-counter medications. Health Care Plans and Authorization for Medication forms are available at [Resources and Forms / Resources and Forms \(uticak12.org\)](#)

Depending on your child's diagnosis, the following forms are required by the school:

- **Food Allergies/Insect Allergies/Latex Allergies\***
  - FARE Food Allergy and Anaphylaxis Emergency Care Plan
  - Michigan Department of Education Medical Statement to Request Special Meals and/or Accommodations (Special Diet Statement form),
  - Two (2) Authorization for Medications (for an antihistamine and for Epinephrine)
- **MDE Dietary Accommodations (Special Diet Statement)**
  - Required for Food Services for students with Food Allergies or other health conditions requiring specific meal accommodations.
- **Asthma\***
  - Asthma Health Care Plan
  - Authorization for Medication for a rescue inhaler.
- **Seizure\***
  - Seizure Health Care Plan
  - Authorization for Medication for rescue medications and/or other medications.
- **Diabetes\***
  - Diabetes Health Care Plan
  - Diabetes Medical Management Plan from your Endocrinologist
- **Heart Condition\***
  - Heart Condition Health Care Plan
- **Any other diagnosis\***
  - General Health Care Plan
  - Authorization for Medication if needed

Two transportation forms, with a COLOR photograph of your child attached to each, is required for students who ride a bus.

Please return all the necessary, completed, and signed forms to Mrs. Gipson at your earliest convenience. Forms can be delivered to the main office or emailed to [Patrice.Gipson@uticak12.org](mailto:Patrice.Gipson@uticak12.org)

Your cooperation will help ensure a safe and healthy school year. Any questions can be directed to the district nurses:

Emily Duzey, RN	<a href="mailto:emily.duzey@uticak12.org">emily.duzey@uticak12.org</a>	586-980-0743
Megan Holmes, RN	<a href="mailto:megan.holmes@uticak12.org">megan.holmes@uticak12.org</a>	586-980-0731
Brandolyn Mondoux, RN	<a href="mailto:brandolyn.mondoux@uticak12.org">brandolyn.mondoux@uticak12.org</a>	586-703-0647
Tiffanie Polizzi, RN	<a href="mailto:tiffanie.polizzi@uticak12.org">tiffanie.polizzi@uticak12.org</a>	586-719-2793
Rebecca Rosbolt, RN	<a href="mailto:rebecca.rosbolt@uticak12.org">rebecca.rosbolt@uticak12.org</a>	586-405-7493

## 2024 – 2025 School Calendar Information

2024-2025 Calendar	
August 27	First Day of School All K-12 Students- Elementary Student Half Day
August 30	No School for K-12 Students
September 2	No School for K-12 Students - Labor Day
September 18	No School for K-12 Students
October 10	Secondary Student Half Day - All Secondary Afternoon Conferences, High School only Evening Conferences
October 16	No School for K-12 Students
October 17	Junior High School Only - Evening Conferences
October 31	Elementary Student Half Day
November 1	Elementary Student Half Day - End of Marking Period
November 5	No School for K-12 Students - Election Day
November 7	Elementary Student Half Day - Afternoon Conferences
November 27-29	No School for K-12 Students - Thanksgiving Break
December 18	Secondary Student Half Day - Exams
December 19	Secondary Student Half Day - Exams
December 20	All Students K-12 Half Day - Exams and End of Marking Period
December 23 - January 3, 2025	No School for K-12 Students - Winter Break
January 20	No School for K-12 Students - Martin Luther King Jr. Day
February 17-21	No School for K-12 Students - Mid-Winter Break
March 21	Elementary Student Half Day - End of Marking Period
March 24-28	No School for K-12 Students - Spring Break
April 18	No School for K-12 Students – Good Friday
May 26	No School for K-12 Students - Memorial Day
June 9	Secondary Student Half Day- Exams
June 10	All Students K-12 Half Day - Exams
June 11	All Students K-12 Half Day - Exams and Last Day of School
<i>*Please note - The calendar is contingent on the State of Michigan consideration for an early start.</i>	



## **Save the Date – Utica Community Schools Events**

### **District Event Schedule**

#### College and Trade Exhibition

- September 23 – September 26, 2024
- Location: Instructional Resource Center
- Time: 6:30 p.m. – 8:30 p.m.
- College Presentations: Monday, Tuesday, & Thursday
- Trade Schools: Wednesday

#### Future Focus Event – Grade 8 students

- October 4 - Specialty Programs and Stevenson High School
- October 11 - Specialty Programs and Eisenhower High School
- October 18 - Specialty Programs and Utica High School
- October 25 - Specialty Programs and Henry Ford II High School
- Location: Community Education
- Time: 9:00 a.m. – 11:00 a.m. and 12:00 p.m. – 2:00 p.m.

#### Family Wellness Fair

- October 19, 2024
- Location: Henry Ford II High School
- Time: 10:00 a.m. – 1:00 p.m.

#### Pathways Event

- December 5, 2024
- Location: Henry Ford II High School
- Time: 6:00 p.m. – 8:00 p.m.

#### Young 5's/Kindergarten Open House

- February 5, 2025
- Location: All UCS elementary schools
- Time: 7:00 p.m. – 8:00 p.m.

#### College and Career Pathways

- March 13, 2025
- Location: Henry Ford II High School
- Time: 6:00 p.m. – 8:00 p.m.

#### District Elementary Math Tournament

- May 1, 2025
- Location: Utica High School
- Time: 4:30 p.m. – 8:30 p.m.

#### District Art Show

- May 13 – May 15, 2025
- Location: Sterling Heights Community Center
- Time: 10:00 a.m. – 8:00 p.m.

## Michigan School Meals

All meals are free this year thanks to the Michigan School Meals law (8A, 8B). Students that would like to be eligible for benefits, such as pay-to-participate sports, college entrance fees, AP testing fees and more still need to fill out the Education Benefits Form or the School Meals Form. These forms are available at <https://utica.familyportal.cloud>. Please encourage your parents to fill out these forms (8C) to ensure we receive our Title I and other specialized funding from the state. Paper applications are arriving at your schools this week. For Elementary schools, please only send 1 copy home with either the oldest or the youngest child in the family. Secondary schools, please have paper copies available in your main offices.

## Meal Magic Family Portal and Menus

Families that wish to put money in their students' Meal Magic account(s) via credit card will need to create a Family Portal account. Please go to <https://utica.familyportal.cloud> to create the account. This is also where parents can fill out the Educational Benefit Forms (EBF). Menus are online at <https://uticak12.nutrislice.com>.

## Allergy Forms

Students with food allergies that wish to use school meals must have a Special Dietary Needs form (9A) filled out and signed by a physician. Forms need to be submitted to the office of Food and Nutrition Service. Without this form we cannot make accommodations. This form must be updated every year to ensure accuracy. Since all schools have vegetarian options available, parents do not need to fill out a form for this option. [Resources and Forms / Resources and Forms \(uticak12.org\)](#)  
[Food & Nutrition Services / Food Service Home Page \(uticak12.org\)](#)

## Allergens Form

We take food allergies and student safety very seriously. If your student has any food allergies, please have your physician fill out the MDE Dietary Needs Form and return it to the food service office. [MDE Special Diet Form](#).

- You must fill out a physician signed MDE Special Needs Accommodation form and send it to the Food Service office. Without this, we cannot make any accommodations. Please make sure to be specific in regard to the allergy (Example: all dairy or just fluid milk intolerance, etc.)
- Because allergies can change, you MUST fill out a new form EVERY YEAR.
- You must indicate to your child's school which days and which menu item you would like at least 48 hours in advance. We will not automatically have these available if we do not hear from parents in advance.
- A vegetarian and nut free options are available every day, so please see the regular menu.
- Juice or water are not acceptable substitutes per USDA guidelines. At this time, we have Kikkoman Soy milk as a substitute. You're welcome to send in your own milk with your child if they don't like it.
- We will do the best we can to accommodate other requests, but there may be some limitations. For questions, please call our food service office at 586-797-1180

## Information from School District Nurse

The flu season will continue through April. We wanted to provide you with some flu prevention tips:

- Hand washing is the best preventer of illness. Wash your hands often and especially before eating food, after using the bathroom, and after blowing your nose, coughing or sneezing. The CDC has a Handwashing Heroes Social Wall where you can send in pics of your kids washing their hands at: <https://www.cdc.gov/handwashing/heroes.html>
  - **Wet** your hands with clean, running water (warm or cold), turn off the tap, and apply soap.
  - **Lather** your hands by rubbing them together with the soap. Be sure to lather the backs of your hands, between your fingers, and under your nails.
  - **Scrub** your hands for at least 20 seconds. Need a timer? Hum the "Happy Birthday" song from beginning to end twice.
  - **Rinse** your hands well under clean, running water.
  - **Dry** your hands using a clean towel or air dry them.
- Cover your mouth and nose with tissue when you cough or sneeze
- Please do not send students in sick—they must be fever free for 24 hours without the use of Tylenol or Motrin
- See your doctor right away with symptoms to see if your child can get on medicine to help decrease symptoms or length of illness

## Employment Opportunities

Several Utica Community Schools employment opportunities are anticipated to be available for the 2024-2025 school year. This includes but is not limited to professional positions, paraprofessionals, bus drivers, food services, school-age childcare, trades, mechanics, and other important support work. District personnel serve as excellent ambassadors for the organization and are encouraged to promote the UCS employment website to persons interested in being part of the UCS team. Related resources include:

- The district general employment website can be found at <https://uticak12.tedk12.com/hire/index.aspx>. Interested people must follow the described process for each position. Internal candidates are reminded to indicate their status as internal when creating their profile in the applicant system.
- In addition to the general employment website, some position postings are additionally and/or separately distributed internally within the organization to promote or foster interest from existing staff who may not be regularly reviewing the website.
- EDUStaff opportunities please visit <https://www.edustaff.org/>.

## UCS School Safety and Success Information

### MULTI-LAYERED APPROACH TO SAFETY & SUCCESS

At Utica Community Schools,  
everyone has a role to play  
in the safety and success of  
our students.

#### STANDARD RESPONSE PROTOCOLS:

A uniform response that is  
clear for any crisis.

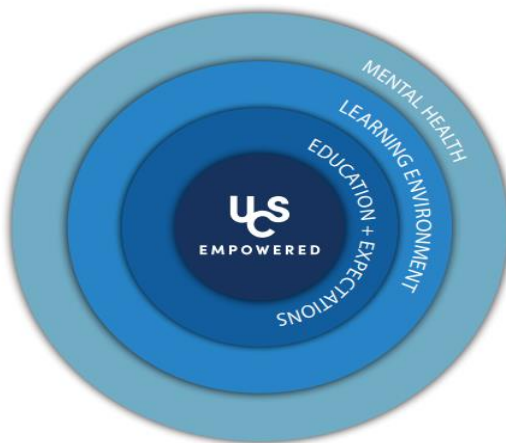
**Hold!** In the room or area and  
clear the halls.

**Secure!** Get inside. Lock  
outside doors.

**Lockdown!** Locks, lights, out  
of sight.

**Evacuate!** (A location may be  
specified)

**Shelter!** Hazard and safety  
strategy.



#### EDUCATION + EXPECTATIONS

- **Training** – Staff have been trained in protocols related to incidents, threat assessments, CPR and medical response, and Automatic Defibrillator use.
- **Emergency Operations Plan** – Each school maintains an Emergency Operations Plan that identifies protocols and responses to a wide variety of school related safety issues.
- **Director of Safety and Management Services** – This role supports implementation of safety protocols and practices throughout the district.

#### LEARNING ENVIRONMENT

- **Secure Entryways** – All visitors must be buzzed into the facility and enter through the main office area.
- **Swipe Door System** – All exterior doors are locked and can only be accessed through computer swipe badges issued to staff.
- **Door Locking System** – Door hardware has been replaced to improve locking system and Night Locks have been installed.
- **Security Cameras** – Cameras can be accessed by law enforcement in emergency situations.
- **Larger Entryways** – Currently reviewing options for the schools to have safety plans for large entryways like gyms and media centers.
- **School Resource Officer** – Law enforcement officer assigned to each comprehensive high school.
- **School Security Specialist** – Former law enforcement officers hired by the district are assigned to each junior high school and all "open concept" elementary schools.
- **Law Enforcement** – Our local law enforcement agencies work directly with the entire district to identify and implement best practices for a safe learning environment.
- **Common Language** – Working on standard language that everyone in the school understands if a problem occurs.

#### MENTAL HEALTH

- **UCS Wellness** – Resources to provide guidance and awareness of mental health services.
- **Communication** – The district is working with school counselors on understanding common safety communication and language.
- **SMART Moves & DARE** – Education provided by law enforcement partners to promote positive decision making.
- **Training** – Staff members are trained in Trauma-Informed and Resilient Schools through Starr Commonwealth.
- **CARE of Southeastern Michigan Partnership** – Provides referral assistance for students in need of behavioral health services.
- **OK2SAY** – A student safety program which allows students to confidentially report tips on potential harmful or criminal activities directed at students and the school.
- **Character Strong** – A research-based K-12th grade wellness curricula and professional learning service that positively impacts lives.
- **MI-BEST (Macomb Intermediate Behavioral & Emotional Support Team)** – Counseling services provided to UCS students through a referral system.

<https://www.uticak12.org/ucssafety>

## New District App

Utica Community Schools has a new mobile app! Search for 'Utica Schools' in your phone's app store and download the free app to stay up-to-date on district and school news. The old mobile app 'Utica Community Schools' is no longer supported and should be deleted from your devices. Download at the App store [here](#) and Google Play [here](#).

## UCS Wellness Podcast

The UCS Wellness team is pleased to share the release of the fifth episode of the UCS Wellness Podcast. The team worked with community members to create a podcast regarding different physical, mental and social health areas for UCS staff, students and families. These podcasts are available on the UCS Wellness page: [UCS Wellness - Utica Community Schools \(uticak12.org\)](https://www.uticak12.org/ucswellness)

## Information Regarding the Next Phases of the Bond Project

This summer begins the most comprehensive facility improvement project in the history of Utica Community Schools. Over the next several years, renovation and construction projects across our district will address critical building needs and start the process of transforming our buildings to support future generations of students.


Safety remains the priority for the first phase of our bond issue. At Davis Junior High and other district schools, improvements will include door replacements with metal door frames as needed, upgrades to shatter-resistant glass, corridor entryway enhancements and the continued implementation of our nightlock system.

More information on the summer and fall 2024 projects is at this [link](#). In addition, the “Bond Project List by School” link on the page has been updated for additional scheduled improvements at Davis Junior High and those in our attendance areas.

Over the next few months, Utica Community Schools will be sharing more information on the strategic vision of UCS school facilities. Thanks to our voters, we are in a unique position to transform our facilities in a way that provides additional layers of safety, builds community pride, and creates spaces that will give our staff the tools they need to empower our students.

## WHAT'S NEXT FOR UCS?

### PROJECT PROPOSALS FOR DAVIS JUNIOR HIGH SCHOOL



#### SAFETY

**PHASE 1: Projects in this phase will be scheduled for summer 2024 through 2026**

- Create additional layers of security to limit access for exterior entry points at main entrance and corridors, such as shatter-resistant glass
- Improve traffic flow patterns
- Replace drinking fountains with water bottle filling stations

#### SUCCESS

- Modernize school sign with digital technology
- Upgrade kitchen and serving area
- Improve exterior landscape

#### PHASES 2-5


- Upgrade network infrastructure
- Upgrade security systems (cameras and access control)
- Improve the track and bleachers



- Improve exterior façade
- Upgrade the gym's lighting and audio system
- Renovate the media center
- Renovate restrooms
- Upgrade plumbing and HVAC systems
- Upgrade power systems
- Upgrade exterior lighting systems
- Purchase instructional technology equipment for classrooms
- Purchase computers for students and staff
- Purchase classroom furniture
- Purchase media center furniture

#### PROJECTS IN PROCESS/COMPLETED

- Replace interior door hardware to integrate improved locking system based on industry-level safety standards\*
- Replace public address system\*

\*Funded by 2018 bond issue





UTICA  
COMMUNITY  
SCHOOLS

[WWW.UTICAK12.ORG/SAFETYANDSUCCESS](http://WWW.UTICAK12.ORG/SAFETYANDSUCCESS)

---

## SUPPORT YOUR FAMILY'S WELL-BEING

---

**Dear Families,**

We are committed to the well-being of our students, staff, and families to create a safe and healthy learning environment. In support of our ongoing commitment, we partnered with Care Solace to provide an additional layer of care for our community.

Care Solace helps individuals find mental health care providers and substance use treatment centers. Their Care Companion™ team is available 24 hours per day, 7 days per week, and 365 days per year to quickly connect you to carefully verified providers in your community.

Students, staff, and families may access Care Solace services in two ways:

- Call (888) 515-0595 at any time. Support is available in 200+ languages. A dedicated Care Companion™ will help you every step of the way to research options, secure appointments, and follow up to make sure it is a good fit.
- For an anonymous search, answer a few questions to get matched with an extensive list of care providers at [caresolace.com/utica](https://caresolace.com/utica).

Care Solace is now available for use at no cost to you. They will connect you with providers accepting all medical insurances including Medicaid, Medicare, and sliding scale options for those without insurance. All information entered on the Care Solace tool is completely confidential and securely stored.

Please note, this service is an optional resource available by choice and is not mandatory to use. Care Solace is not an emergency response service or mental health services provider. In the event of a life threatening emergency, please call 9-1-1 or the National Suicide Hotline 1-800-273-8255.

If you are interested in counseling-related services for your child, yourself, or another family member, please contact Care Solace for valuable assistance. This is a complimentary resource provided by Utica Community Schools.

care/solace.

Calming the Chaos of Mental Health Care



## Michigan Merit Curriculum Information

Here is some information out of the junior high handbook in regard to Michigan Merit Curriculum and credits needed for graduation. The information is pasted below. The link for the handbook information is

<http://www.uticak12.org/uticawebsite/handbook/>

GRADUATION REQUIREMENTS			
SUBJECT AREA	DESCRIPTION	PERSONAL CURRICULUM GRADES 10-12	MODIFICATIONS
<b>English Language Arts</b> 4 Credits	Aligned with subject area content expectations developed by the Department and approved by the State Board of Education. • English 9 or Honors English 9 • English 10 or Honors English 10 • English 11 or AP English Language & Composition • English 12 or AP English Literature & Composition • EL English Level 1, 2, 3, or 4	No Option for Personal Curriculum.	AP Seminar may replace English 11 or 12 requirement if AP Seminar is taught by an English Certified teacher.
<b>Mathematics</b> 4 Credits	Aligned with subject area content expectations developed by the Department and approved by the State Board of Education. • Algebra I • Geometry • Algebra II • One additional math or math-related credit in the final year of high school	For <b>Personal Curriculum Math Options</b> , visit <a href="http://UticaK12.org/GraduationRequirements">UticaK12.org/GraduationRequirements</a> .  Note: Must align with Educational Development Plan.	No Modification.
<b>Science</b> 3 Credits	Aligned with subject area content expectations developed by the Department and approved by the State Board of Education. • Biology • Chemistry or Physics • 1 additional Science credit	No Option for Personal Curriculum.	No Modification.
<b>Social Studies</b> 3 Credits	Aligned with subject area content expectations developed by the Department and approved by the State Board of Education. • 5 Civics • 5 Economics • U.S. History and Geography • World History and Geography	<b>All students:</b> Complete 2 credits in social studies, including civics.  <b>Personal Curriculum Options:</b> One additional credit in English Language arts, mathematics, science or in a language other than English.  OR Complete a formal Career Technical Education program (see Note V at <a href="http://UticaK12.org/GraduationRequirements">UticaK12.org/GraduationRequirements</a> ).  Note: Must align with Educational Development Plan.	No Modification.
<b>Health and Physical Education</b> 1 Credit	Aligned with subject area content expectations developed by the Department and approved by the State Board of Education.	<b>Personal Curriculum Options:</b> One additional credit in English Language arts, mathematics, science or in a language other than English.  OR Complete a formal Career Technical Education program (see Note V at <a href="http://UticaK12.org/GraduationRequirements">UticaK12.org/GraduationRequirements</a> ).  Note: Must align with Educational Development Plan.	Physical Education credit may be awarded through a flex option for students who participate in district approved extracurricular physical activity.
<b>Visual, Performing, Applied Arts, CTE</b> 1 Credit	Aligned with subject area content expectations developed by the Department and approved by the State Board of Education.  One credit must be in the area of Visual, Performing or Applied Arts.	<b>Personal Curriculum Options:</b> One additional credit in English Language arts, mathematics, science or in a language other than English.  OR Complete a formal Career Technical Education program (see Note V at <a href="http://UticaK12.org/GraduationRequirements">UticaK12.org/GraduationRequirements</a> ).  Note: Must align with Educational Development Plan.	No Modification.
<b>Online Learning Experiences</b>	Online course or learning experience. OR Online experience is incorporated into each of the required credits.	No Option for Personal Curriculum.	No Modification.
<b>World Languages</b> 2 Credits	Students must complete 2 credits in grades K – 12 that are grade appropriate in a language other than English or course work or other learning experiences that are substantially equivalent to 2 credits.	No Option for Personal Curriculum.	Students may fulfill 1.0 credit with a formal Career Technical Education program or curriculum (see Note V at <a href="http://UticaK12.org/GraduationRequirements">UticaK12.org/GraduationRequirements</a> ).  OR Visual, Performing and Applied Arts course, plus 4 additional elective credits.
<b>Michigan Merit Exam</b>	Students must participate		Defined by the State of Michigan applicable to Special Education students.
<b>Available Endorsements</b>	UCS Seal of Global Language  Multi UCS Seal of Global Language proficiency pathways exist. For qualifying information, visit <a href="http://UticaK12.org/GlobalLanguage">UticaK12.org/GlobalLanguage</a>	STEM Endorsement  • 6 math credits • 6 science credits • 0.5 technology activities credits • 0.5 engineering activities credits	AP Capstone Diploma Score of 3 or higher on the following exams: • AP Seminar Exam • AP Research Exam • 4 additional AP Exams

For complete graduation requirement details, visit [UticaK12.org/GraduationRequirements](http://UticaK12.org/GraduationRequirements).