

Davis Raider Review - December

UCS Vision

Utica Community Schools, in partnership with our community, will empower students to positively transform their future and the world.

UCS Mission

Utica Community Schools ignites a passion for learning in all students. We strengthen our community by welcoming all learners, honoring culture, and inspiring remarkable growth and achievement.

Davis Mission

Davis Junior High will work collaboratively to unlock learning passion through relevant experiences including academic knowledge, technical competency, and professional skills to provide students with a competitive career advantage.

<https://davis.uticak12.org/>

Week at a Glance

December

8	Basketball Game (Boys)	Shelby @ Davis	7 th - 4:00pm, 8 th - Follows First Game
9	Choir Cluster Concert	Stevenson	6:30pm
9	Pathways to Success	Henry Ford HS	6-8:00pm
11	UAIS Tutoring	C pod Lecture	3-4:00pm
11	Basketball Game (Boys)	Davis @ Malow	7 th - 4:00pm, 8 th - Follows First Game
12	Chess Meeting	C310	3-4:00pm

Down the Road Items – Continue to Monitor Future Raider Reviews for Additional Dates and Events

December

15	Basketball Game (Boys)	Jeannette @ Davis	7 th - 4:00pm, 8 th - Follows First Game
16	Basketball Game (Boys)	Bemis @ Davis	8 th - 4:00pm, 7 th - Follows First Game
17	Exams - Hours 1, 2 (Exam/Hour 1 - 7:55-9:23am, Exam/Hour 2 - 9:29 - 10:57am) - 1/2 Day Students		
18	Exams - Hours 3, 4 (Exam/Hour 3 - 7:55-9:23am, Exam/Hour 4 - 9:29 - 10:57am) - 1/2 Day Students		
18	UAIS Tutoring	C pod Lecture	3-4:00pm
19	Exams - Hours 5, 6 (Exam/Hour 5 - 7:55-9:23am, Exam/Hour 6 - 9:29 - 10:57am) - 1/2 Day Students		
22-2	Winter Break		

January

5	Return from Winter Break		
6	Medical Club	C318	3:00pm
6	Basketball Game (Boys)	Eppler @ Davis	8 th - 4:00pm, 7 th - Follows First Game
7	Chess Meeting	C310	3-4:00pm
8	Basketball Game (Boys)	Davis @ Shelby	8 th - 4:00pm, 7 th - Follows First Game
8	UAIS Tutoring	C Pod Lecture	3-4:00pm
9	2nd Marking Report Card		
12	Basketball Game (Boys)	Malow @ Davis	8 th - 4:00pm, 7 th - Follows First Game
14	No School - PD Day		
15	UAIS Tutoring	C Pod Lecture	3-4:00pm
15	Basketball Game (Boys)	Davis @ Jeannette	8 th - 4:00pm 7 th - Follows First Game
19	No School - MLK Jr. Day		
20	Basketball Game (Boys)	TBD	
21	Medical Club	C318	3-4:00pm
22	Basketball Game (Boys)	TBD	
22	UAIS Tutoring	C Pod Lecture	3-4:00pm
29	UAIS Tutoring	C Pod Lecture	3-4:00pm

Holiday Spirit Week

Davis Junior High

Monday 12/8

Candy Cane Day

Wear white and red.

Tuesday 12/9

Christmas Tree Day

Wear Christmas accessories: hats, lights, garland, etc.

Wednesday 12/10

Ugly Sweater Day

Wear an ugly holiday sweater or even a Christmas shirt.

Thursday 12/11

Neon Day

Wear lime, orange, yellow, or other neon colors.

Friday 12/12

Pajama Day

Wear holiday pajamas or something comfy.



Davis Parking Lot Exit Updates – Starting Friday, October 31, 2025 (Three Week Project)

Macomb County has informed us that they will be performing sewer work along 17 Mile Road. Due to this work, Davis Junior High's right exit lane will be closed starting tomorrow, October. 31. Student pick-up and drop-off procedures will remain the same with the exception of the left exit lane temporarily allowing cars to turn left OR right onto 17 Mile Road. We have been informed that this project will take approximately three weeks, during which time we ask for your patience and cooperation to ensure the safety of our Davis community. Additional staff will be stationed in our parking lot to further support this endeavor. Thank you for your partnership in keeping our students, staff and families safe.

UCS Calendar Updates 2025 – 2026

The complete 2025-26 UCS Calendar is now available. Follow the link below to see important dates for the remainder of this year. Please note: October 31 – Halloween – is the end of the first quarter and will be a half-day for elementary students. <https://www.uticak12.org/Page/2#calendar1/20251015/month>

UAIS Davis Tutoring – National Honor Society (Starting October 16, 2025 and every Thursday after)

<https://www.signupgenius.com/go/10C094FAFA82AA0F4C25-58224937-davis>

Students of the National Honor Society of UAIS will be available as tutors from 3:00 PM to 4:00 PM. Please review the available slots below and click on the button to sign up. Contact philipa1@stu.uticak12.org with any questions, concerns, or requests for subject-specific tutors.

Medical Forms

Parents needing medical forms for their child are encouraged to fill out and have signed by a physician as applicable. Medical forms can be accessed at the following site: [Resources and Forms / Resources and Forms](#). Please note - Health Plan forms should be on file with the school prior to your child starting.

PowerSchool Required Forms

Parents – please review PowerSchool to make sure you have updated all forms for this school year. Most did this prior to Raider registrations, but if you didn't, all parents will need to complete all the necessary forms.

- On a computer, log in to your PARENT PowerSchool account <https://ps.ucs.misd.net/public/>
- Click "Quick Links"
- Click "Forms"
- Click on "REQUIRED TO COMPLETE EACH YEAR"
- Complete the necessary forms
- Sign electronically at the bottom
- Click "Submit"

There are several items that ALL parents will need to indicate they have reviewed on their **PowerSchool accounts** in the **Forms** sections:

- Student Address, Students Contacts and Health Information
- Parent/Student Handbook Acknowledgement
- Technology Device User Agreement
- Technology Device Insurance Opportunity

Pre-ordering School Pictures and Yearbooks with Kaiser Studio

School pictures will be taken on August 20th during Raider Day. The order form for pictures is below and pictures can be ordered online (School Picture Code – 2526DAVISJR). Checks should be made out to Kaiser Studio if purchasing at Raider Day. Each student will also be receiving their school ID after their picture at "Raider Day". Alternate picture day for "Raider Day" will be day, September 4. **Kaiser Studio - Kaiser Studio** Yearbooks can be pre-ordered from the same site with the following code: 26DAVISYB

Davis Spirit Wear

We will be using Clothing Graphics for Davis Spirit Wear [Davis spiritwear \(clothinggraphics.com\)](http://clothinggraphics.com)

Vaccination Information – 7th Grade Students

The State of Michigan requires children to be age-appropriately vaccinated to enroll in school programs, unless a valid exemption applies. Vaccination information for children entering 7th grade can be found at [Vaccination Info 2022.pdf \(uticak12.org\)](http://uticak12.org)

Safety and Security – Front Doors

The front doors will be locked during school hours. To gain access at Door #2, ring the button near the far-left door at the main entrance. Office staff will see you through the security camera and unlock the doors if deemed appropriate. Please report directly to the main office and **be prepared to show identification**.

Attendance Line (586.797.2799)

If your child is going to be absent from school or tardy, **please call the attendance line (586.797.2799)** and not the main school line to report an absence. We have dedicated staff that will listen to the message and take care of it in Power School.

Phishing Emails (Please Talk to Your Children If Using their Student Email)

District staff, students and parents have recently received a large number of phishing emails, coming from UCS staff, with the subject "**You are invited!**" When someone clicks to view the invitation, or on any of the links in the email, they are prompted to login with their email credentials. Once they provide their credentials, their account is then compromised and used to send out more of these attacks to others in the district. If you receive one of these emails, do NOT open, do NOT click on the links, do NOT respond or submit personal information to these requests. Remember to always be cautious when clicking on emails that you were not expecting, and NEVER provide your login information when requested by email.

Perfume and Cologne in School

Davis Junior High has several students and staff members who have allergic reactions to strong perfumes, after-shave and men's cologne. The reactions range from mild to severe headaches that result in nausea and being sent home from school. These strong smells trigger asthma attacks and at times, students need to receive medical attention. We are asking students to put on their favorite fragrance once in the morning before school. Please do not bring in bottles and sprays of cologne, after-shave and perfume to re-apply throughout the day. Thank you for your cooperation and help with this!

Parents – Check Power School for Fees:

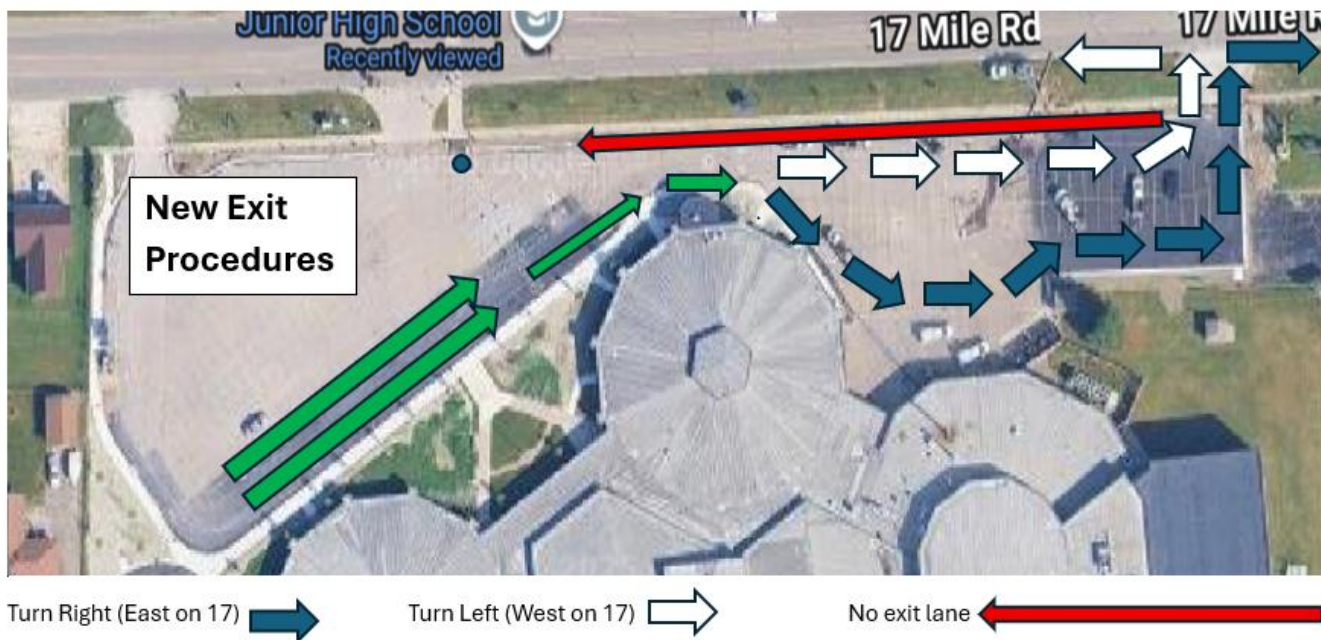
Fees, especially ID fees, are to **be paid in full by Friday, September 9**. If you need to make payments for technology fees, you can pay online at <https://www.payschoolscentral.com/>. You will need to create an account and add in the amount to pay under the correct category. You may also pay in cash or check payable to DJH to the main office. For questions regarding fees, please contact Mrs. Suhy, via email at christine.suhy@uticak12.org

Davis Junior High One Time Fundraising Request (Send donations with your child to the main office!)

A suggested \$20 donation per family would be greatly appreciated to help offset the cost of numerous programs at DJH. 100% of your monetary donation directly benefits our school. Money will go to offset costs for the following: Freshman Farewell, Student Awards, Positive Behavior Support (PBS) rewards, purchase of classroom technology, special events/assemblies, Where Everybody Belongs (WEB) mentoring program, instructional and classroom needs, and any other purchase to benefit our students. All students that donate money through this manner will be eligible for all fundraising fun events throughout the year as a way of saying thank you! Look for the fundraiser table at Raider Day!

Parking Lot Changes – Effective 10/27/2025

Parents – please review effective changes to arrival and dismissal based on the exit procedures of the Davis parking lot.

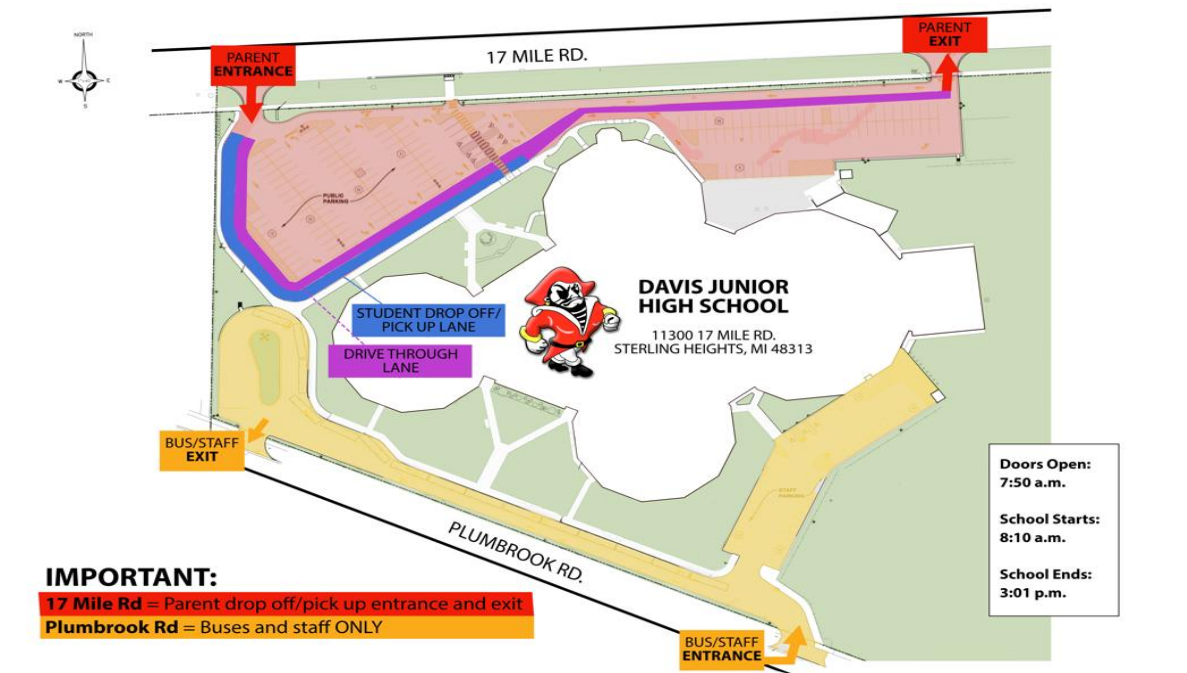


Please review changes effective 10/27/2025 regarding exiting the Davis Junior High parking lot at arrival and dismissal.

As you drop your child off or pick them up, please think ahead to whether you are turning left or right out of the parking lot onto 17-mile road. Once you have either dropped off your child or picked them up, please merge into the appropriate lane as designated (white arrows – to turn left on to 17-mile, blue arrows – to turn right on 17-mile) to exit the lot.

School Drop Off Information (Parking Lot Map)

Please see the map below for the parent entrance regarding the drop off and drive through lane in front of the school. **Parents should drop their child off and proceed to the exit as marked on the map below.** Cars should not be using the drop off lane to park. We anticipate it will take some time for the flow of the parking lot drop off to work itself out. Please exercise patience and caution at arrival times!



Parking Lot Reminders

The beginning of a new school year can bring out frustrations in the school parking lot as students are being dropped off in the morning and picked up at night. **We need to make sure we are modeling appropriate behavior for our children as well as adhering to basic rules to ensure safety in our parking lots daily.** For those parents that are new and a general reminder to all parents of how our drop off/pick up procedures works:

- The curb side student drop off area should be used as just that: Pull up, stop, the child(ren) exit the car, the car moves forward and then exits the parking lot by the gym area. Dropping your child(ren) off should only take a matter of seconds and speeds the process along for all.
- This curb side drive through lane should be used after dropping your child off and passing a car in front of you. Please exercise caution as cars could be coming from the parking lot.
- Bus loop - cars should not be driving through the bus loop at arrival or dismissal. This area is for school buses only and is not a cut through
- **Muriel Street - this is a great place to drop off and pick up your child. This would allow you to bypass the parking lot completely and utilize the crossing guard that is in front of the school on 17 mile. Several families have taken advantage of this instead of navigating the parking lot at arrival and dismissal.**

Each year we send out reminder messages to parents about the parking lot and we also include information in our weekly newsletter. Please take a moment to read/listen to these messages as our intent is to make school a safer place for all. I know that together we can provide a safe environment for our children. Hopefully this time change will assist as we move into the end of fall weather and winter months. From time to time, our partnership with the Sterling Heights Police Department allows them to randomly check out the parking lot flow and traffic patterns around the schools in Sterling Heights. You may notice them from time to time assisting and or observing these patterns. Please be aware that they have issued tickets before to parents that are not following the observed traffic rules above.

Athletic Information – Fall Sports (Football and Volleyball)

Any current 7th graders (future 8th grader students) interested in joining Davis Football & Volleyball, please see the information below:

- You will need an updated physical to participate in tryouts/practices/games.
- Football and Volleyball Information will be available to students the first week. **(Note – students should plan on an informational meeting the first day of school).**

Sports Physicals

For the 2025 - 26 school year, a sport physical is required for all students who participate in sports. A physical examination must be completed on or after **April 15, 2025** to be considered a valid physical for the 2025 - 2026 school year. The MHSAA two-page physical form has not changed and remains on the district athletic page as well as on MHSAA.com. [Click here to be redirected to the MHSAA Website](#)

Athletic Participation and Tryouts

Students must have passing grades and good citizenship to participate in athletic events. For 7th and 8th grade students that want to tryout the following criteria is utilized by athletic teams:

- 7th and 8th - Any student that failed three or more classes from the previous reporting period (semester/marketing period) and has three or more low citizenship marks of U or N from the previous reporting period (semester/marketing period) may not try out for an athletic team.
- Students that make an athletic team and earn failing grades and/or have low citizenship marks (N or U or combination) will be placed on academic probation during the season. The criteria above is utilized for weekly athletic eligibility checks with grades (three or more failed classes) and citizenship (three or more Ns or Us).
- Must be in school for 3 hours to play.

Athletic Events – Home Games (Davis Junior High) – Fall, Winter, Spring Athletics

Students that are attending any home athletic events at Davis Junior High **must have a valid school ID card and be accompanied by a parent.** Students are not allowed to attend the event without these two criteria and should not be dropped off at school. Students that are without a parent will be asked to contact a parent to be picked up.

Notice to Parents of Students Needing Medications Stored in the Main Office

In preparation for the school year all health plans and authorization for medication forms should be returned to the office before the first day of school with any required medications. All medical forms can be accessed here: [Resources and Forms / Resources and Forms \(uticak12.org\)](#) If you do not have access to the website, please contact the Davis office to arrange for copies to be picked up. If your child takes the bus, you will also be asked to complete two Transportation forms. Please return one to the school office when you bring your Health Care Plan, and the second should be handed to the driver on the first day of school, both with color pictures attached. Transportation requires this be done promptly to ensure the driver is aware of any potential emergencies. If you have any questions or specific concerns, please feel free to contact your school nurse at Emily.duzey@uticak12.org

Parent Sponsored Field Trip Opportunity

8th GRADE WASHINGTON D.C. TRIP

Thursday April 16, 2026 5:30am - Sunday April 19, 2026 8pm

Leaving From Davis & Returning to Davis

TRIP INCLUDES:

Charter Bus Private Transportation (with restroom)

All Admission fees

3 nights Hotel & Hotel Security

All Meals Included

Washington D.C. Guides

Washington DC Class T-Shirt (for students)

\$700 per person (Same price for chaperones)

This trip is NON-REFUNDABLE

This is NOT a school sponsored Trip. This is a private parent sponsored trip.

The school board is not liable for any student or volunteer attending.

Chaperones must complete background check. As chaperones, we are expected to be models of good behavior for the students, keeping students safe & providing an element of security.

Fundraising Opportunity – For every box of *The World's Finest Chocolate*

(30 bars \$2 each) your student sells, they will earn \$24 off of this trip.



Please note: There is limited space on this trip. Seats are filled on a first come first serve basis. Your student will be missing 2 days of school. It is your responsibility to excuse your student & your student must have all school work complete. Students must be willing to follow directions, be respectful to chaperones, be on time (wake up early), help keep the bus clean and be responsible at all times. Students must not have a "Not Acceptable" in Citizenship to attend.

The deadline to sign up for this trip is: January 15, 2026

1st payment due (\$350) due February 5, 2026 (Non-refundable)

2nd Final payment (\$350) due March 12, 2026 (Non-refundable)



We will be visiting:

The White House

U.S. Capital

The National Mall including Washington Monument, Martin Luther King Jr. National Memorial, Lincoln Memorial, Vietnam Veterans Memorial, National World War II Memorial and FDR Memorial

National History Museum

Holocaust Memorial Museum

Ghost Walk Tour in Alexandria, VA & Ice Cream at ~~Kilwins~~

Library of Congress (self-guided)

Medieval Times Dinner and Show

Arlington Cemetery including Tomb of Unknown Soldier

& Changing of the Guard

National Zoo

And more to be decided

Tour activities are scheduled to change based on availability or vendor restrictions. If this occurs, we will arrange similar activities.

Charter Bus: Luxury Seating, air conditioning, wi-fi, outlets/USB ports & restroom

Hotel Accommodations: Holiday Inn Express and Suites I-95 Capital Beltway Largo, MD with indoor pool and security.

If you would like to sign up for this trip you MUST email

Nicole Luebs nicole02rt@aol.com with the following information:

Student full NAME:

Parent/Guardian NAME:

Phone #:

Email:

Parent Volunteering (Name) to come on this trip: Yes or No

Student Phone Number:

Students Date of Birth (needed for White House Tour):

Student T-shirt Size:

Interested in Selling Chocolate Fundraiser: Yes or No

If yes, Approx. How many boxes:

We will have a trip meeting 2 weeks prior to go over all final details.

Questions: Nicole Luebs (248) 830-1305 nicole02rt@aol.com



PBS Winners – A, B and C Lunch

These students earned “Raider Red Tickets” for demonstrating that they “Listen, Learn and Lead.” Congratulations to our winners!



Every week we hold a “red card” drawing at lunch for students. Names are announced in the newsletter every week!

Davis Junior High Highlights

Below are pictures from our AVID Buddies activity. Students watched a video about being grateful, then worked with their buddies to discuss what being grateful meant to them, before writing letters of gratitude to their families and Davis staff.



Davis Junior High Communication Flowchart Process

Parents transitioning from elementary to junior high school often wonder the best way to have their question or concern addressed. It is easy to become discouraged when attempts to communicate with school officials are not addressed only to be referred to others to resolve a problem their child may be experiencing in school. In order to help parents with this process and assist in efficiency, the ***“Davis Junior High School Communication Process Flowchart,”*** has been created. This sequence is in place to make sure your questions and concerns are addressed to the proper school official. It is our hope that the flowchart will be utilized as a way to direct your question or concern so that it may be handled by the appropriate school official and responded to quickly. ***As always, classroom concerns and questions should be directed to the specific teacher involved.*** The chart is listed within this newsletter, will be available at Raider Day and will also be available on the website for parents for future reference. Please note that our office staff will be trained to help assist parents with this process and in many cases, you will be referred to the first level in order to provide you with the most direct staff member.

Davis Junior High School Communication Flowchart Process

Most parent and community questions are easily and completely answered by communicating directly with the staff member closest to the situation. As you move further along the flowchart, the staff is less directly involved and usually needs additional time to research the situation before they can give you an answer. If you do not hear back from the person you have contacted within **two (2) business days**, it is appropriate to reach out to them again before moving along to the next level of the flowchart. We do not expect your questions or concerns to go unanswered for a long period of time. Each situation should first be addressed at whatever level the initial action was taken with appeals moving on to the next level on the ***“Communication Process Flowchart.”*** The easiest way to communicate is via e-mail while a phone call is the next preferable way.

Davis Junior High Communication Process Flowchart

Davis Junior High Communication Process Flowchart					
Area of concern	First Level	Second Level	Third Level	Fourth Level	Fifth Level
Instruction/Curriculum	Teacher	Counselor	Assistant Principal	Principal	Board Office
Athletics	Coach	Davis Athletic Director	Principal	District Athletic Director	Board Office
Special Education	Teacher	Special Education Staff	Counselor	Principal	Board Office
Student Concerns/Guidance/Health Related Concerns	Teacher	Counselor	Assistant Principal	Principal	Board Office
Classroom Discipline	Teacher	Counselor	Assistant Principal	Principal	Board Office
Non – Classroom School Discipline	Teacher	Counselor	Assistant Principal	Principal	Board Office
Classroom Concerns	Teacher	Counselor	Principal	Board Office	
Scheduling Concerns/Changes* (See Below)	Teacher*	Counselor	Principal	Board Office	
Transportation	Bus Driver	Assistant Principal (Discipline)	Transportation Supervisor	Board Office	

Scheduling Concerns/Changes* – In order to process a schedule change, parents must first have met with the teacher and put a plan in place to support the struggling student. If after several weeks, the student is still struggling, it would be appropriate to move to the second level.

Please note - Classroom questions concerning your child should be addressed with your child’s teacher before contacting the counselors and/or school administration. Allow for **two (2) business days for a response**. If no response is received from a teacher during that time, send a second email or phone call to that teacher.

Please note that compliments or acknowledgements of positive events can be directed to everyone along the chain. All of us appreciate hearing that there is something good that has happened. We all look forward to a wonderful school year with few complaints!

Guidelines for Parent Communications to Teachers and Staff

The purpose of this section is to serve as a general guide for ensuring effective communication from parents to teachers, staff and administrators. Communication refers to both the sending and receiving of information, such as email and notes, and verbal communications such as telephone conversations and face-to-face meetings. In order to ensure a successful exchange of information, it is important that all parties follow a few key principles.

Maintain Respectful and Open Communication

- Always use a respectful and polite tone.
- Request, don't demand.
- Be ready not just to provide information, but to listen to teacher/staff observations and perspectives.
- Enter the exchange with an open mind and assume a shared best interest for your child.
- Be prepared to work collaboratively to solve problems.
- Threats and/or inappropriate language will not be tolerated toward staff members.

Confidentiality

- Recognize that confidentiality may limit information that can be shared from school to parents, including consequences for other students' behaviors.

Time to Respond to Communications

- Teachers will make every effort to respond as soon as possible to parent communications, with the understanding that the teaching day sometimes precludes immediate responses.
- Teachers and staff may need some time to collect needed information before responding.

Whom to Contact

- Most communications of classroom concerns should be directed at first to your child's teacher.
- If you have an issue with a particular staff member, first try to address those concerns with that staff member directly.
- If you have discussed with your child's teacher and the issue has not been addressed to your satisfaction, then move to the next level.
- Please recognize that it is both the policy and the value of our school that we operate with openness, collaboration and the shared best interest for every student.

SCHOOL INFO - COMMUNICATION GUIDELINES AND PROCEDURES

As part of an ongoing effort to foster effective communications between parents and staff at Davis, school officials developed the following communication guidelines. The goal is to establish a set of reasonable expectations and behaviors for parents and staff. These guidelines will be reviewed on a periodic basis and adjusted as necessary.

UPDATE YOUR CONTACT INFORMATION

It is important that the school has current phone numbers and addresses on file in our school data system. If you move or change your phone number, it is imperative that you notify the school and update your emergency contact information. Please visit the office to update a form.

CONTACTING TEACHERS OR STAFF

Best mode: email/phone

Parents wanting to meet with or contact a teacher should email the teacher. If email is not possible, parents can either call 586.797.2700 or visit the main office to request a meeting. Phone messages are checked every day. Please allow for two (2) business days for a response. If no response is received from a teacher during that time, send a second email or phone call to that teacher before moving to the next level on the flowchart.

CONTACTING SCHOOL ADMINISTRATION

Best mode: email/phone

Parents requesting a meeting with or wanting to contact an administrator should use email. If email is not possible, parents can either call 586.797.2700 or visit the main office to request a meeting. **Parents that have not followed the "Communication Process Flowchart" will be directed to the appropriate level based on the circumstances.** Phone messages are checked regularly. Please allow for two (2) business days for a response. If no response is received from an administrator during that time, send a second email or phone call before moving to the next level on the flowchart.

Davis Junior High Student ID Policy (*All Students Must Have ID's Visible*)

Davis Junior High School continues to work to ensure the safety and security for all staff and students. This is a top priority each and every day. All students at Davis will now be required to wear and have visible their school ID badges at all times. In addition, the wearing of school identification provides a professional setting and promotes College and Career Readiness for all students. Wearing of ID badges is required as part of many workplace environments, as well as on college and university campuses. Furthermore, the wearing of student IDs provides easy identification of students for teachers, substitutes, district staff personnel, and law enforcement if ever needed.

Students have received their school IDs from Raider Day or will receive them over the first weeks of school. The expectation will be reinforced with students on Day 1 as well as at the student handbook meeting presentations on Tuesday, September 10.

The benefits & reasons for students wearing a current student ID card:

- To be in class
- To borrow library books
- To obtain early dismissal
- To allow movement during lunch, going to and from restrooms
- To be on campus before or after school
- To move between classes and/or the hallway during passing time periods
- To participate in school activities, assemblies, dances, etc. on the campus of Davis
- To get into high school events for free (if offered by the high school)
- To be used for the PBS Earned Privilege Level for Citizenship and Academics (Raider Red)/Lunchroom

Student ID Card Guidelines:

A student's ID card authorizes him/her to be on the school campus. **EVERY** student must wear his or her student ID card while on school grounds. It is crucial that the school staff is able to identify everyone on campus. Identification of staff and students is a safety issue and will not be compromised. **Student IDs may be left in the student's assigned locker overnight so as to ensure the student ID is not left at home. Teachers will do periodic student ID checks in class, at the discretion of administration.** Periodic incentives will be provided at the discretion of administration when school-wide student ID checks are implemented.

The following guidelines must be adhered to when wearing student ID cards:

- Student ID cards must be worn on a lanyard.
- Student ID cards cannot be worn on a shirtsleeve, pants, outside of pockets, under a shirt, coat, jacket or at the bottom of a shirt. The student ID card **must be visible AT ALL TIMES** (i.e. not kept in a purse, pocket or backpack).
- The student ID card must be presented to any school staff member or person of authority upon request.
- The front and back of the student ID card cannot be altered (i.e. no markings, other photos, etc.). Defacing or altering the student ID is prohibited.
- Wearing another student's ID card is prohibited.
- Lost, stolen, altered, damaged and/or defaced student ID cards must be replaced **IMMEDIATELY**.
- If the ID card is lost, a student may purchase a new student ID card from the office.
 - **There will be a \$5.00 fee to replace a lost ID badge and a \$3.00 fee to replace lost lanyards.**
 - At the discretion of the administration, a designated hour may be established for purchasing IDs.
- Students are excused from wearing ID cards during classes **IF** a teacher/administrator considers it to be a safety risk during identified classroom or other activities, including, but not limited to:
 - Science labs, equipment use, physical education, music, and other classes when wearing the student ID may cause entanglement or safety concerns.

Students who do not have their student ID cards will adhere to the following procedures:

Before school begins, a student who does not have a student ID must obtain a temporary ID in the Main Office.

- Please note that there is a limit of three consecutive days that a student may obtain a temporary ID. After the third consecutive day, student will report to the Assistant Principal.
- If a student reports to class **WITHOUT** a proper or temporary ID, the teacher will send the student to the office to obtain a temporary ID. The temporary ID **MUST** be worn and visible for the remainder of the day. The temporary ID will have the date issued on it and needs to be returned at the end of the day.

Consequences for Not Displaying/Possessing School ID card:

- **1st Violation - FIRST** Verbal Warning for not wearing school issued and/or temporary ID. Warning given by Administrator.
- **2nd Violation - SECOND** Verbal Warning for not wearing school issued and/or temporary ID. Warning given by Administrator.
- **3rd Violation** – Responsible Choices Room (Lunch detention) – Issued a temporary ID and a call home by Administrator.
- **4th Violation** – Additional consequences, up to and including suspension at the discretion of Administration.

NOTE: Consequences are cumulative for the entire school year.

****If requested by staff, all students must provide access to their ID. Failure to comply with a reasonable request from any staff member is defined as Defiance of Authority. Any consequence for failure to comply will be in addition to the one for the ID violation****

Davis Junior High School reserves the right to modify the Student ID Policy at any time without notice. Any subsequent changes to the policy will be communicated through its normal means of dispersing information.

Parent & Student Handbook Reminders (Davis Junior High)

Locker Information (Per UCS Student Handbook)

All lockers assigned to students are the property of the Utica Community Schools. At no time does the school relinquish its exclusive control of its lockers. Students are solely responsible for the contents of their locker and should not share their locker with other students, pre-set locker combinations or divulge locker combinations to other students, unless authorized by the school principal or his/her designee. Accordingly, the Board of Education authorizes the school principal or his/her designee to search lockers and locker contents at any time, without notice and without parent or guardian consent. Law enforcement officials shall be notified upon seizure of dangerous items, or items that are required to be reported.

Technology Information (Per UCS Student Handbook)

Technology Users WILL NOT:

- Tamper with computer or network components in a way that will make them either temporarily or permanently inoperable.
- Access or modify other accounts, data, files and/or passwords without authorization.
- Use district technology to send, receive, print or display messages that are inflammatory, harassing in nature, sexist, racist or otherwise inappropriate. No sending inappropriate messages.
- Use district technology to distribute material that jeopardizes the health and safety of students; is obscene or pornographic; causes disruption of school activities; plagiarizes the work of others; is a commercial advertisement; or is not approved by the building administrator.

MISUSE OF TECHNOLOGY WILL RESULT IN DISCIPLINARY ACTION, UP TO AND INCLUDING LOSS OF TECH PRIVILEGES, SUSPENSION OR EXPULSION

General Reminders

- **Poor Citizenship Marks** - Students who receive poor citizenship marks may be excluded from school events.
- **School Property** (books, materials, furniture, etc.) – Do not damage, will be assessed repair & replacement costs
- **Bullying** (possible expellable offense) Bullying shall be defined as any written, verbal, or physical act, or any electronic communication that is intended or that a reasonable person would know is likely to harm one or more pupils either directly or indirectly. Often occurs when a student is exposed, repeatedly and over time, to negative actions on the part of one or more students. See handbook.
- **Fighting** - Fighting, physical harassment, planning to fight, threatening behavior are prohibited. 1st offense fighting (5-day suspension), 2nd offense (10-day suspension)
- **Physical contact** (kissing, hugging, handholding) prohibited
- **Drugs** of all kinds are prohibited. Selling, buying, possessing, giving, accepting, or using tobacco, alcoholic beverages, narcotics, drugs, or behavior-altering substances, possession or use of electronic cigarettes, hookah pens or similar devices. (**possible expellable offense**) See handbook (Substance Abuse & Use of Tobacco)
Intoxicants, narcotics, depressants, stimulants, look-alike drugs or illegal substances are not allowed on school property. Any infraction will result in a referral to parents and police.
- **Sexual Harassment Policy** (Verbal, Written or Physical) See handbook.
- **Suspension** - No participation credit. Make up work with 70% of grade earned
- **Skiping (Unexcused Absence)** - No participation credit. Cannot make up missed work

Expulsions Level Offense

- Weapons (including air soft guns)
- Drugs
- Criminal Sexual Conduct
- Arson
- Physical Assault of an Employee

As part of our PBS expectations, we ask all students to practice and model “Listen, Learn and Lead” at all times!



Davis Junior High School Cell Phone Policy



RED ZONE- OFF LIMITS



Phones are prohibited and should not be used in Red Zones, including the following areas:

- A, B, C, E Pod Restrooms
- Boys and Girls Locker Rooms
- Main Office (unless with staff permission)
- Counseling Office (unless with staff permission)



YELLOW ZONE



Phones are allowed at the discretion of staff/school administration in Yellow Zones, include the following:

- Classrooms (Privilege – teacher discretion)
- Hallways (Privilege – administrative team discretion)
- Cafeteria (Privilege – administrative team discretion)
- Bus (Privilege – bus driver discretion)
- Media Center (Privilege – staff discretion)

GREEN ZONE



Phones are allowed in Green Zones, unless the administrative team puts the hallways and cafeteria on yellow for a period of time. Green Zones include the following areas:

- Hallways
- Cafeteria
- Before/After School (Arrival and Dismissal)



Note – any pictures or recordings of other students in the red, yellow, or green zones will result in loss of privileges as noted below and additional administrative consequences per the UCS student handbook.



Davis Junior High School

Cell Phone Policy

STUDENT CONSEQUENCES



Cell Phone Usage in **Red Zone** & **Yellow Zone** Consequences:

- **1st offense:**
 - phone is confiscated and returned to the student at the end of the day
 - incident documented
- **2nd offense:**
 - phone is confiscated and returned to the student at the end of the day
 - incident documented
- **3rd offense:**
 - phone is confiscated and returned to the student at the end of the day
 - incident documented
 - Responsible Choices Room – 1 day
 - parent(s) notified
- **4th offense:**
 - phone is confiscated and returned to the student at the end of the day
 - incident documented
 - Responsible Choices Room – 3 days
 - parent notified
- **5th offense:**
 - phone is confiscated
 - parent must pick up cell phone
 - additional administrative consequences per UCS student handbook as determined by administrative team.

School Dress Code

Davis has always taken pride in its well-groomed students and maintains high expectations in terms of neatness and compliance with the approved UCS Dress Code. Student appearance should not be disruptive to the educational process. Please observe the following guidelines:

- Student appearance should be neat and clean.
- Dress that is indecent, calls undue attention to an individual has lettering or symbols that are derogatory or disrespectful is deemed to be disruptive are prohibited.
- Clothing that promotes illegal substances or drugs, illegal activities, violence, tobacco or alcohol is prohibited.
- Outdoor apparel, hats, unhemmed cut-offs, spandex, beach wear, short skirts, yoga pants and clothing that does not cover the shoulders or mid-section are not proper attire and are not to be worn in school.
- Tattered or ripped clothing is not acceptable. Blue jeans with holes or tears above the knee will not be allowed.
- Articles of clothing worn as group identifiers or which promote a disruptive school climate are prohibited.
- Beach wear, slipper, tights, low-cut tops, tank tops, sleeveless tops, muscle-shirts, see-through clothing, short skirts, short shorts, tight clothing without proper coverage, pajamas and clothing exposing the shoulders or mid-section are not allowed.
- Shoes must be worn at all times.
- Jewelry and accessories that may be deemed dangerous are prohibited.
- Knee-length skirts and knee-length shorts are acceptable.
- **Student stomachs should not be showing at any time.**

Students who do not follow the above guidelines may be given other clothing to wear.

Expectations for Yoga Pants/Leggings (Change in practice)

Yoga pants and leggings are allowed only with a longer shirt/sweater/top to cover. The following information has been shared with students and we appreciate your help communicating this to your children.



OK for Davis Dress Code



NOT OK for Davis Dress Code

Positive Behavior Support/Earned Privilege Program

Davis Junior High School has always strived to maintain a safe and orderly learning environment for all of our students. In an effort to improve our school climate and culture, many of the Davis staff members volunteered their time two years ago to form a Positive Behavior Support (PBS) Committee. PBS is a broad range of systemic and individualized strategies for achieving important social and learning outcomes. This program is aimed at building effective learning environments in which positive behavior is acknowledged for all students. Our program emphasizes the use of proactive, educative and reinforced-based strategies to achieve meaningful and durable behavior outcomes. As a staff we will be focusing on acknowledging positive behavior in the classrooms, hallways and the lunchroom by teaching and reinforcing our ***“Raider Red Expectations.”***

During the first week of school and throughout the year, staff members will be teaching our ***“Raider Red Expectations: I Can Listen, Learn and Lead”*** to students. We hope that by modeling and communicating these expectations to our students that they will begin to have a better idea of what is expected of them as students at Davis Junior High. We feel that the expectations of listening, learning and leading will serve as a roadmap for success for all of our students as they navigate junior high school to eventually transitioning to the high school and beyond. It is a goal of our program to provide students with common language and the necessary problem solving skills that will help them have a much more productive and positive day at Davis. Students who are engaging in listening, learning and leading behaviors will be individually acknowledged by earning ***“Raider Red Tickets”*** and honored with prizes and recognition during our weekly lunchroom drawings on Fridays. Students will also participate in our “Grades and Citizenship” program. This is an academic and citizenship reward system that is set in place to encourage students to do their very best on Progress Reports and Report Cards. There are seven cycles per year. Each student will receive points for the grades as well as their citizenship performance grade. The points are rolled into ranges that students can attain throughout each progress and report card cycle for various school raffles and prizes. This will allow students to have more access to “fun” school opportunities and we are very happy about this part of our program. Our ***“Raider Red Expectations: I Can Listen, Learn and Lead”*** will be posted throughout the classrooms and school for easy reference for our students. It is our hope that you will spend some time reviewing the matrix with your child as it clearly defines the expectations for our students within the program.



listen. learn. lead.
I can ...



Classroom/ Media Center	Bathroom/ Locker Room	Office	Cafeteria	Hallways	Bus
<ul style="list-style-type: none"> •Take ownership of my actions •Use positive words, tone, and actions •Stay on task and complete work on time •Use materials/equipment appropriately •Keep hands, feet, and objects to myself. 	<ul style="list-style-type: none"> •Honor privacy •Use a conversational voice •Clean up after myself •Enter and exit quickly and return promptly to class •Report unsafe/unclean conditions. 	<ul style="list-style-type: none"> •Wait quietly until acknowledged •Remain in assigned areas until dismissed •Use a conversational voice •Use positive words, tone, and actions •Keep hands, feet, and objects to myself. 	<ul style="list-style-type: none"> •Take ownership of my actions •Use a conversational voice •Sit and remain in assigned areas until dismissed •Clean up the tables and floor •Be aware of food allergies. 	<ul style="list-style-type: none"> •Take ownership of my actions •Walk quietly •Use a conversational voice •Keep hands, feet, and objects to myself •Keep the floor clean. 	<ul style="list-style-type: none"> •Take ownership for my actions •Move safely onto and off of the bus •Remain seated for the entire ride •Use a conversational voice •Keep hands, feet, and objects to myself.

Athletic Information – Current Sporting Events/Sports Related Information

Beaumont Heart and Vascular Screenings Information

[Heart & Vascular Screenings](#) | [Student Heart Check Schedule](#) | [Beaumont Health](#)

Concussion Awareness

As part of a new state law, all UCS and Michigan parents will receive information about concussions, their symptoms, and what to do if you suspect a concussion. UCS parents will receive the form as part of the back to school registration packets.

The form, which asks parents to sign and return to the school office, is also available at this [link](#). The form will also be required of all new families registering in UCS for the first time. In addition to providing the parent information sheet, UCS physical education staff members and coaches will also take part in an on-line training program about concussions. For more information about concussions, please visit the recommended sites below from the Center for Disease Control:

- [Primary Link for concussions in young athletes at the Center for Disease Control and Prevention](#)
- [Facts about Concussion and Brain Injury](#)
- [How Can I Recognize a Possible Concussion?](#)
- [Resource Links About Concussions](#)

Pay to Participate Payments

Utica Community Schools offers PaySchools, an online system which allows you to make payments online via e-check or credit card. It can now be accessed from our school's website. Parents with students participating in fall sports are encouraged to use this system. It will be available as well for a variety of school-based programs. PaySchools offers easy and convenient online access 24 hours a day, seven days a week, an end to lost checks, the ability to view account history of purchases and the assurance of private and secure transactions. Not only is this service a convenience for you, it saves the district resources that can be spent on your child's education

Stevenson High School Athletic Information [Click here](#) or go to <http://stevensontitans.com/>



[Stevenson Titan Athletics - Stevenson High School Sports ...](#)

stevensontitans.com

New jerseys, gear, entry fees, retreats – the wish list of opportunities to improve your teams is long, and often, the ways to finance them are short.

The transportation schedule will also be posted on <http://stevensontitans.com/> under the "schedules" tab

Additional School Startup Information

Administration of Medication

In cases with medication, parents can administer to their children at home. In the event that it is not possible and a student needs to take medication at school, the school may administer either prescription or non-prescription medicine, but only when authorized by the student's parent/guardian **and the child's physician**. Requests must be made by completing an **Authorization for Medication Form**, available in the school office. This form must be signed by the child's physician.

Afterschool Reminder

Students should be within their scheduled activity/picked up afterschool. Pick up should be no later than 3:00 p.m.

Arrival and Drop Off Information (Non-Bus Students)

Davis Junior High will open doors at 7:35 a.m. Students should enter the building and report directly to the cafeteria. Parents – as a reminder for student drop off, we have two locations along the front of the school. The locations for drop off are **the A Pod entrance (look for drop off signs)** and the front of the building. To alleviate some of the traffic, please plan on dropping students off early on in the line along the sidewalk and letting them walk in the A Pod entrance. This will speed up traffic in the morning and as always, please exercise patience and caution. **One lane only for student drop off!** We appreciate your help!

Attendance Line Information (586.797.2799)

If you are calling in for an early dismissal, please press 0 and talk to an office assistant. If you are calling in an absence, please call in prior to 9:00 a.m. When calling in your child's absence, please make sure you spell the last name as well.

Automated Phone Call: Contact Update

Utica Community Schools will continue to message important school-related information such as delayed openings or school closure through a number of resources including local media outlets. As a service to parents and staff, the district will also continue to call directly to phone numbers linked to our Automated Call Information Alert System. Parent phone numbers for the automated call are drawn from PowerSchool which should be updated at the building level.

Breakfast Information

Davis Junior High will make available nutritious breakfast to students and staff daily starting August 26, 2025. Breakfast will be served at 7:35 a.m.

Bus Passes

Bus passes are a privilege and will only be permitted if a bus has not reached capacity. Both students must be bus riders and both students must submit a note from their parent to the Main Office before 1st hour. The signed note from the parent should include the student's assigned bus number as well as the bus number they will be riding. The pass needs to be picked up by one of the students before the end of the day.

Davis Junior High Staff Website (<http://davis.uticak12.org/staff>)

Teachers put their classroom information on the Davis website, under the staff page. [Click here](#) to access the site.

Davis Raider Review – Archived Editions

For the parents new to Davis, you will notice that the most up to date information will always be at the top of the newsletter. As the month moves along, earlier editions of the newsletter are located below. This is done with the purpose of providing you an opportunity to find information in one newsletter as opposed to having to go back and review earlier editions that you may have saved. The newsletter will also be available on the Davis website.

Food Deliveries

Food that is delivered by a company **such as Door Dash or Grub Hub will not be permitted at Davis**. Due to school safety concerns and the disruption to the school day, we cannot accommodate such deliveries. We ask that all students bring their own lunch or buy a lunch from the cafeteria. If a student forgets their lunch, they may borrow against their lunch account in the cafeteria, or a parent may drop off a lunch for their student. Coffee, smoothies and outside breakfast brought in the school in the morning must be consumed before going into first hour. This is the practice that takes place at the high school level and Davis is aligning with Stevenson in order to provide consistent expectations for our students.

Early Dismissals

Students who need to be excused during a school day should bring in a signed note from their parents to the main office prior to school starting in the morning. The note should include the **date, time, and reason for the dismissal as well as who will be picking the child up**. Please do not leave a message for an early dismissal on our attendance line. This procedure will ensure that your child will be dismissed on time and should keep unnecessary phone calls to a minimum. **When signing your child out early, please be prepared to show identification at the main office. Office staff will be asking for a driver's license or other form of identification in order to release the student.**

Homework Requests

After a student has been absent for two days, homework requests may be made directly to the teachers, either by e-mail or phone. If parents contact the office, they will be directed to the classroom teacher. Please use PowerSchool to email teachers directly.

Junior High Parent and Student Handbook

In the first days of school each year, every student in junior high participates in a handbook presentation with school administration. This handbook is a valuable resource containing information about athletic programs, bus transportation, attendance procedures, dress codes, graduation guidelines, technology use, how to communicate concerns, medical services, behavior guidelines and disciplinary procedures. [Click here to access UCS handbooks](#)

Lockers Assigned to Students

7th grade or new students will be issued lockers at Raider Day based upon their grade. In each locker there is a lower shelf for additional storage of books. A separate gym locker will also be issued to each child during gym class. It is the student's responsibility to keep lockers secure. ***Please remind your child not to give out combinations to their friends.*** The sharing of combinations, even with friends, usually results in problems such as lost locks, books and/or folders.

Lunch Information and Procedures

Students will follow our lunch procedures which will include coming in, sitting at their assigned seat, waiting for instructions, getting lunch, eating, and then being dismissed. Assignments are given so that students have a place to eat.

Michigan Cyber Safety Initiative

The Michigan Cyber Safety Initiative (CSI) is a national, award-winning program and has been presented to more than one million students. It teaches children the importance of being safe, making smart decisions, and protecting themselves and others while online. [Click here](#) if you haven't reviewed the information with your child. The website is also below: www.safeteens.com/tips-to-stop-cyberbullying

Non-Emergency Deliveries and Messages

Messages cannot be delivered to students during school hours. Non-emergency messages and deliveries will take place only at the end of 1st hour, lunchtime and at the end of the day. Students will not be released during class to report to the office to pick up messages or items brought in during the school day. Lunches will be sent to the cafeteria and distributed.

Office Telephone Use: How, When and Why?

Office telephones are available to students in case of illness and special circumstances. Students should ***not*** use cell phones to call parents to report illness, accidents, or to request to leave school. Students should report to the main office.

Parents and Visitors

Everyone who enters Davis Junior High **must report to the Main Office**. This is a school district policy and in place to keep all students safe. You will need to sign in, put a visitor's pass on, and our office staff will be glad to assist you. Please do not attempt to gain access to the school through a side door or when students are leaving the building at dismissal.

PowerSchool Information

Parents and students can view their student's schedules, attendance and grades. Parents with multiple UCS students can now create an account to access all of their data with a single login. Parents will need the access ID and access password for each student. Access IDs and passwords follow students from year to year.

School Safety Information

Student and staff safety remains a priority for our school. Our district uses a multi-layered approach to proactively prepare for any type of emergency that is focused on training, school-based emergency plans, an emergency preparedness team consisting of law enforcement, mental health support, and constantly reviewing our facilities to determine improvement needs to enhance security. Recently, our staff has been engaged in training related to "Standard Response Protocols." The protocols identify five specific actions that use common language related to a potential incident: Hold, Secure, Lockdown,

Evacuate and Shelter. The poster below is what we have had in every classroom in Utica Community Schools in English, Arabic and Spanish since the beginning of the school year.



To show students their role during these standard response protocols, we will be presenting the following video (<https://youtu.be/Nvkz7iomzca>) that features a high school age student demonstrating how to react during each action area. It provides training in a very relaxed and engaging way directed at secondary students. Following the viewing of the video and discussion with their teacher, students will continue practicing the school/safety drills using the standard response protocols. Thank you for your continued partnership to keep our students and staff safe.

Standard Response Protocol

UCS staff has been trained in the district's Standard Response Protocol used in the event of an emergency situation. Training for students is now ongoing.

The protocols have five stages:

- Hold! in the room or area and clear the halls
- Secure - Get inside. Lock Outside Doors.
- Lockdown! Locks, lights, out of sight
- Evacuate! (A location may be specified)
- Shelter - Hazare and safety strategy

Every classroom in UCS has a poster that identifies these strategies. To view the poster, please see this [link](#).



Security

The front doors will be locked during school hours. To gain access at Door #2, ring the button near the far-left door at the main entrance. Office staff will see you through the security camera and unlock the doors if deemed appropriate. Please report directly to the main office.

Student Cell Phones/Use of Electronic Devices

As we prepare to begin a new school year, it is important to revisit some district and building policies in regard to use of electronic communication devices (ECD.) With the permission of teachers, student may use cell phones in the classroom for educational purposes. **Students may not use cell phones to take pictures, text or call during the school day. Students may use their cell phones before school and after school, in the hallways, and at lunch.**

Student ID Badges

All junior high students are required to wear their ID badge at all times. Students will get their IDs after Picture Day this year, so there will be a month where students will not be required to wear IDs. Once students receive their ID after school picture day, we always expect them to be worn. They need to be visible and, on a lanyard, which we will provide.

Student Planners

Davis will once again be using a student planner and students will receive these books at Raider Day. The planner is a combination assignment book, classroom pass system, and organizational tool. Replacement or additional planners can be purchased at a cost of \$5.

Student Supplies/Backpacks

Student general school supplies will include backpack, laptop, charger, headphones, writing utensil and notebooks/binders.

Social Media Information/School and Parent Responsibility

Students should not be using social media sites such as Twitter, Instagram, Facebook, Snapchat, Kick, etc. during school hours. If students are using these sites off school grounds, monitoring of the sites and student use is the sole responsibility of the parent. School staff will not be responsible for this outside of school. Should social media information create a substantial disruption to the school, you may be contacted and/or disciplinary action will be taken depending on the severity of the incident. As the parent, if you feel that your child's safety and or privacy has been violated through social media outside of school, please contact the police as a first step intervention.

Weekly Communication – Newsletter (Davis Raider Review)

The "Davis Raider Review" is an electronic newsletter that will be emailed through school messenger weekly (Thursday afternoons) to all parents and will start during the first week in September. The newsletter will be archived monthly on the Davis website and is a great way to keep up on events and information from the school.

Yearbooks on Sale

Order your Davis Junior High yearbook during Raider Day for \$40. **After Raider Day, yearbooks are \$43.** Make sure to keep the receipt in a safe place so your child can bring it when yearbooks are distributed.

The UCS Legacy of Learning
Pursue Excellence
Live Your Passion
Be Where You Belong



Attendance Area Update

Utica Community Schools is continuing to address long-standing issues with school attendance areas. The review is in conjunction with facility improvements across the district.

When reviewing attendance area configurations, safety, the age of the facility and enrollment trends are being considered.

Currently, the district's Enrollment Distribution Advisory Committee (a standing citizens group with representatives from each school that reviews attendance areas) is assessing patterns for schools that feed into Stevenson High School and continuing its review of Henry Ford II High School feeder schools. Also, portions of the Monfort and Flickinger attendance areas are under review based on how they are embedded or in close proximity to the attendance boundaries of Dresden, Harvey and Ebeling elementary schools.

The attendance areas under review are on the second page of this fact sheet. Changes to these attendance areas would be effective for fall of 2028-2029 in conjunction with facility improvements.



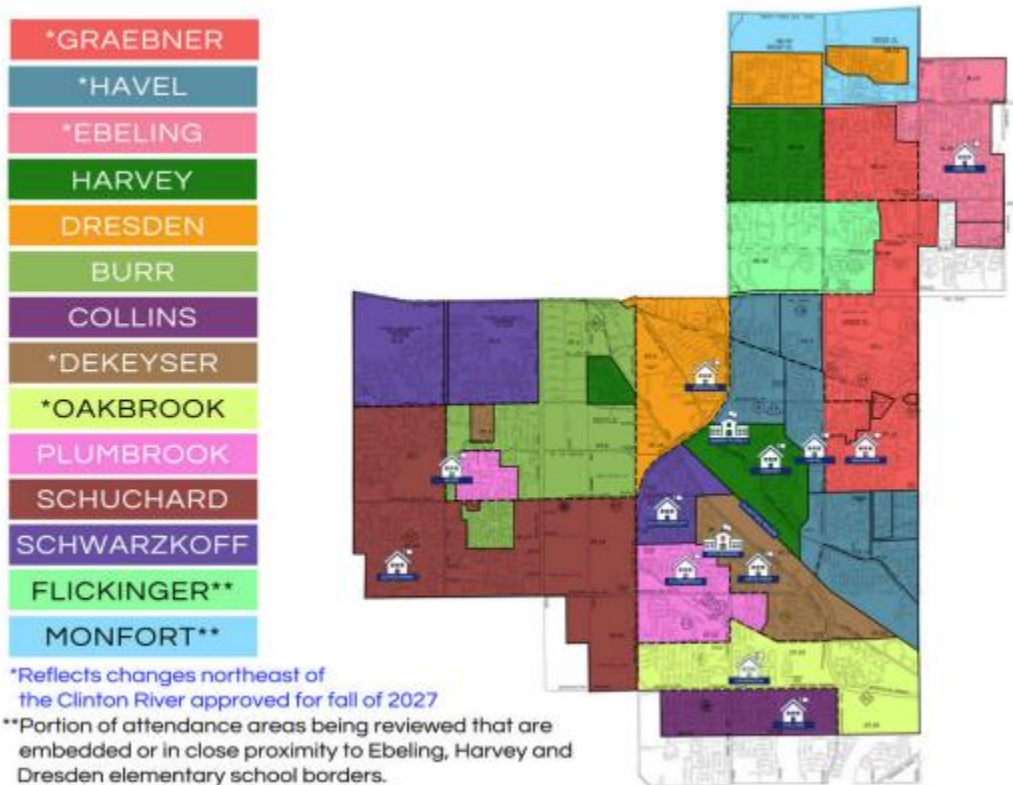
**UTICA
COMMUNITY
SCHOOLS**

More Information:

www.uticak12.org/buildingforthefuture

Overview

- Through the implementation of facility improvements, UCS is addressing complexities in attendance areas that were largely developed 50 years ago.
- Current attendance areas feature some neighborhood subdivisions geographically disconnected from neighboring communities and boundaries that do not take advantage of major landmarks and roadways.
- The facility review process includes a long-range facility improvement plan and consolidation of buildings.
- By improving select elementary schools and consolidating school attendance areas, UCS would create greater access for students to updated facilities that support growth and achievement.
- Schools are being evaluated based on three criteria: overall safety, age of the facility and enrollment trends for the school.
- Attendance areas currently under review include feeder schools to Stevenson High School and Henry Ford II High School. Consolidation may also impact students assigned to nearby areas that feed into Utica High, such as Monfort and Flickinger Elementary.
- Input is being received from the Enrollment Distribution Advisory Committee (EDAC), comprised of community representatives from each school.



School	% Current Capacity (K-6)	% Capacity (K-5)	Age of Building	Junior High*	High School*
Burr	79.2%	65%	74	Jeanette	Stevenson
Collins	74.2%	63%	57	Davis	Stevenson
DeKeyser	97.3%	83%	1	Davis/Jeanette/Bemis	Stevenson/Henry Ford II
Dresden	62%	53.2%	68	Bemis/Eppler	Henry Ford II/Utica High
Ebeling*	92%	79%	47	Bemis	Henry Ford II
Flickinger	66%	56%	61	Eppler	Utica
Graebner*	70%	85%	53	Bemis	Henry Ford II
Harvey	62.8%	53%	63	Bemis/Jeanette/Shelby	Henry Ford II/Stevenson/Utica
Havel*	76%	105%**	53	Bemis	Henry Ford II
Monfort	71%	60%	57	Shelby	Utica
Oakbrook	97.7%	81%	54	Bemis/Davis	Henry Ford II/Stevenson
Plumbrook	64.3%	54%	63	Davis/Jeanette	Stevenson
Schuchard	80.1%	63%	47	Jeanette	Stevenson
Schwarzkoﬀ	81%	71%	59	Davis/Jeanette	Stevenson

The chart above lists areas being reviewed this fall with the UCS Enrollment Distribution Advisory Committee. The chart reports current capacities and projected enrollment based on review of K-12 Building Capacities.

*Reflects previously approved attendance area changes that are effective in August 2027.

**Enrollment declines and closure of in-district transfers and new Schools of Choice will address overall capacity.

Clinton River Watershed Council

The Clinton River Watershed Council (CRWC) is a non-profit organization dedicated to protecting, enhancing and celebrating the Clinton River, its watershed and Lake St. Clair. They provide residents, schools, governments, businesses and other community groups with wide-ranging programs and events to ensure a healthy Clinton River Watershed for us all.

- Weekly Cleanups: [Weekly Cleanups — Clinton River Watershed Council](#)
- Riversafe/Lakesafe Program: [RiverSafe LakeSafe — Clinton River Watershed Council](#)

Participation in the watershed survey would also be greatly appreciated.

Survey: https://docs.google.com/forms/d/146M_OwNhCHc2fQZcAPgnsvtI93aBU8hVBJAo_ijn8hY/viewform?edit_requested=true

UCS Foundation Newsletter Information

**Your Support
Helps Us Make
Dreams Come True**



Donate Today
UCSFoundation.Org

**Give Our Kids a Strong Foundation
Now Through December 2**

- ✓ Made possible by alumni, parents, community and business donations
- ✓ Supporting our community for nearly 40 years!
- ✓ All funds go directly to UCS students and staff

**Chelsea Bemis
Teacher Grants**



**More than \$30,000 annually
in student scholarships**



**Sixth-Grade Career
Focus Event**



Together We Make an Impact
www.ucsfoundation.org



Parent Access to Report Cards

The Macomb Intermediate School district has implemented a new process for parents to access their child's report card. This is a reminder that report cards will be available on your parent PowerSchool account later on November 7, 2025. Report cards are being shared through a secure method using your parent PowerSchool account. The file can only be accessed through a web browser, such as Edge, Chrome or Safari. Please note that the link is not available through the PowerSchool App. Directions on how to access the report cards have been updated and are available at [this link](#).


Below are the new directions for families. Utica Community Schools will send an email when the report cards are available.



DOWNLOAD REPORT CARDS using the PARENT PORTAL LOGIN

REPORT CARDS are available when accessing your Parent PowerSchool Account in a web browser (desktop or mobile) only. They are not available in the PowerSchool App.

1. Access the Parent Portal website: <https://ps.ucs.misd.net/public> and login using your username and password.
2. Upon login, one of your students will be selected in the upper blue bar, left side. The next steps will relate to this selected student.
3. In the left menu, click on DOWNLOAD REPORTS



4. Click either the Report Card or Standards Report Card tabs, the current school year should already be populated, click Download Report
 - a. "Report Card" will be for 7th through 12th grade students
 - b. "Standards Report Card" will be for K through 6th grade students

Download Student Reports: [REDACTED]

A screenshot of the report card download interface. At the top, there are four tabs: 'FastBridge Report', 'Report Card' (highlighted with a red border), 'Standards Report Card' (also highlighted with a red border), and 'NWEA Report'. Below the tabs is a section titled 'FastBridge Report File Download'. It includes a 'Select Year' dropdown menu currently set to '2025-2026' and a blue 'Download Report' button.

5. The PDF file should open in a new tab or will be found in your computers Download folder.
6. For multiple student families, please repeat steps 3 and 4 after selecting another student name from the blue bar.
7. Report cards will be replaced each quarter. If you like to preserve each report card, please save a file to your device.

Food Assistance Resources


There has been an increased request for food assistance resources recently. The following are resources that can be shared with families regarding food assistance in Macomb County:

- [Macomb County Food Resources by Community 9.26.25.pdf](#)
- [Macomb Community Food Resources](#)
- <https://www.uwstclair.org/Food>
- <https://pantrynet.org/mobile-distribution-events/> Gleaners Mobile Pantry Drive Up Distribution Events
- <https://www.forgottenharvest.org/find-food/> Forgotten Harvest Mobile Pantry locations
- <https://mi211.org/food-assistance> Michigan 211 Food Assistance Programs and locations

Grade Configurations Questions and Answers

Below is some information from UCS on some changes being considered and some questions/answers. Additional information and the contents of this document are also available on our website, www.uticak12.org/buildingforthefuture.

The UCS Legacy of Learning
Pursue Excellence
Live Your Passion
Be Where You Belong

**BUILDING**
FOR THE FUTURE

Building Configurations
Questions & Answers

What is being considered?

Currently, Utica Community Schools grade configurations are elementary schools that include early childhood, kindergarten and young fives through 6th grade, junior high schools 7th through 9th grade, and 10th through 12th grade being taught at our high schools. The only exception is Henry Ford II High School covering 9th through 12th grade and Bemis Junior High School teaching 7th and 8th grade.

The district is initiating a process that will consider elementary schools with early childhood, kindergarten and young fives through 5th grade, middle schools with 6th through 8th grade, and high schools 9th through 12th grade.

Why is a change being considered?

The current grade configurations were originally created based on the district's capacity to meet its enrollment needs. With changes to its enrollment, Utica Community Schools now has the overall capacity to consider a change.

There are a number of compelling reasons why this is the right time to consider changing grade configurations:

- UCS and Michigan curriculum and assessment standards are organized in a K-5, 6-8, and 9-12 format. This change would better align our schools to successfully meet those expectations.
- We can increase the rigor and course offerings to 6th and 9th grade students and their access to co-curricular activities by changing grade configurations.
- We would have an opportunity to reimagine how a middle school experience can support the unique needs of students in 6th through 8th grade and support a successful transition to high school in the 9th grade.
- The timing is consistent with the current work of our Enrollment Distribution Advisory Committee (EDAC), which is engaged in long-range planning and review of our attendance areas.

Building Configurations Q & A

What is the process being used to consider this change?

The district will be supported by Hanover Research, which also served as a resource for the development of the UCS Empowered Strategic Plan. The process will include consideration of best practices and research, current UCS building utilization, the academic and mental health needs of students, and timeline.

How would a change impact capacity and class sizes?

The district's Enrollment Distribution Advisory Committee (EDAC) is currently involved in a districtwide review of attendance areas. Through this process, the capacity levels of schools would be identified for all levels for a possible grade configuration change. The process will include recent and projected student population declines and their impact on future enrollment at each school.

For our high schools, the additional grade would mean a return to the enrollment that they had about 15 years ago prior to the declines in student enrollment. At the junior high level, all schools would maintain a similar enrollment with the exception of Bemis Junior High which would inherit a third grade level, a change that UCS would need to investigate further. Class sizes would not change; the adjustment would be to the amount of classes being run at any one time in a building.

What is the timeline for implementation?

The timeline will be determined as this process moves forward. Given the amount of planning that would be required for a possible change, implementation would not occur **at least** until the 2027-28 school year. It is possible to go beyond that date based on the level of planning involved for a successful transition.

How will the mental health needs of students be considered?

Utica Community Schools is committed to meeting the needs of the whole child. Through the Culture of Caring in our UCS Empowered Strategic Plan, resources are made available to support the safety and security, social, emotional and nutritional needs of students. A consideration of building changes will prioritize the resources, research and structures that would support a successful transition for students.

This includes proactive outreach to families, student engagement opportunities, and a continued focus on creating school environments that address unique developmental and emotional needs.

Where can I get more information?

Updates will be posted regularly at this site:
www.uticak12.org/buildingforthefuture.



UCS Calendar Updates 2025 – 2026

The complete 2025-26 UCS Calendar is now available. Follow the below link to see important dates for the remainder of this year. Please note: October 31 – Halloween – is the end of the first quarter and will be a half-day for elementary students. <https://www.uticak12.org/Page/2#calendar1/20251015/month>

Employment Opportunities

Employment opportunities, posted both internally and externally, are accessible through the [district's online job application site](#). Individuals seeking promotional opportunities are advised to regularly visit the site. Application to vacant opportunities will be through the system and in accordance with the process as identified on the specific posting. Some instructional positions posted for internal staff only may still be communicated via memo and not through the applicant system.

Utica Community Schools Calendar Information

Available calendars for the year can be accessed at: [Calendar & School Hours / School Hours](#)

- Monday, August 25, 2025 Teacher First Day Full Day - DPPD
- Tuesday, August 26, 2025 Students 1st Day of School – Elementary Half Day; Secondary Full Day
- Labor Day Holiday No School Friday, August 29, 2025 – Monday, September 1, 2025
- Wednesday, September 17, 2025 No School; Teacher Full Day DPPD
- Wednesday, October 22, 2025 No School; Teacher Full Day DPPD
- Election Day Tuesday, November 4, 2025 No School; Teacher Virtual DPPD Day
- Thanksgiving Holiday No School Wednesday, November 26, 2025 – Friday, November 28, 2025
- Winter Holiday Break No School Monday, December 22, 2025 – Friday, January 2, 2026
- Wednesday, January 14, 2026 No School Teacher Full Day DPPD Day
- Monday, January 19, 2026 No School MLK, Jr. Holiday
- Mid-Winter Break No School Monday, February 16, 2026 – Friday, February 20, 2026
- Spring Break No School Monday, March 30, 2026 – Friday, April 3, 2026
- Memorial Day Holiday No School Friday, May 22, 2026 – Monday, May 25, 2026
- Last Day of School Wednesday, June 10, 2026

New District App

Utica Community Schools has a new mobile app! Search for 'Utica Schools' in your phone's app store and download the free app to stay up-to-date on district and school news. The old mobile app 'Utica Community Schools' is no longer supported and should be deleted from your devices. Download at the App store [here](#) and Google Play [here](#).

UCS Wellness Podcast

The UCS Wellness team is pleased to share the release of the fifth episode of the UCS Wellness Podcast. The team worked with community members to create a podcast regarding different physical, mental and social health areas for UCS staff, students and families. These podcasts are available on the UCS Wellness page: [UCS Wellness - Utica Community Schools \(uticak12.org\)](https://uticak12.org)

School Meals Information (*School meals will remain free through the early fall of 2025*)

Utica Community Schools is continuing the free school meals program through the early Fall of 2025 while the State of Michigan works to adopt a budget for the current fiscal year. Menus are available at: <https://uticak12.nutrislice.com> Families are urged to complete the Education Benefits Form to qualify for discounts on athletics, testing and internet. Completing this form also helps UCS receive state and federal funding that directly benefits our schools. To support your child's school by completing the Education Benefits Form, visit www.uticak12.org/familyportal and click 'apply for benefits.'

UCS Save the Date Events

Save the Date – District Events



Below is a list of the current district event schedule for the 2025-2026 school year.

Family Wellness Fair

Date: September 13, 2025

Location: Henry Ford II High School

Time: 10:00 a.m. – 1:00 p.m.

Future Focus Event – Grade 8 students

Dates: October 7, 2025 -Specialty Programs and Utica High School

October 8, 2025 -Specialty Programs and Stevenson High School

October 9, 2025 -Specialty Programs and Eisenhower High School

October 10, 2025 -Specialty Programs and Henry Ford II High School

Location: Walsh Community Education Center

Time: TBD

College and Trade Exhibition

Dates: October 13, 2025 – October 16, 2025

Location: Instructional Resource Center

Time: 6:30 p.m.– 8:30 p.m.

College Presentations: Monday, Tuesday & Thursday

Trade Schools: Wednesday

Pathways Event

Date: December 4, 2025

Location: Henry Ford II High School

Time: 6:00 p.m. – 8:00 p.m.

College and Career Pathways

Date: March 12, 2026

Location: Henry Ford II High School

Time: 6:00 p.m. – 8:00 p.m.

District Art Show

Dates: TBD

Save the Date – District Events

Pathways Event – Date Change

Date: December 9, 2025

Location: Henry Ford II High School

Time: 6:00 p.m. – 8:00 p.m.

UCS School Safety and Success Information

MULTI-LAYERED APPROACH TO SAFETY & SUCCESS

At Utica Community Schools,
everyone has a role to play
in the safety and success of
our students.

STANDARD RESPONSE PROTOCOLS:

A uniform response that is
clear for any crisis.

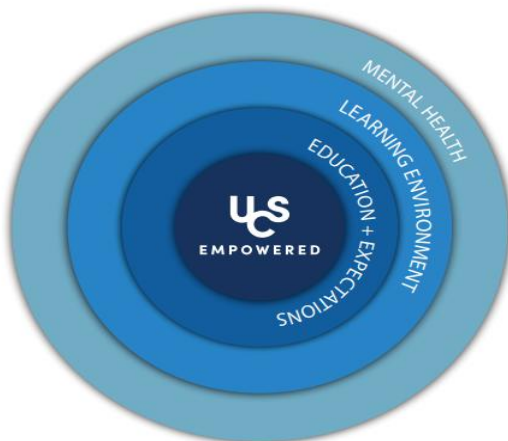
Hold! In the room or area and
clear the halls.

Secure! Get inside. Lock
outside doors.

Lockdown! Locks, lights, out
of sight.

Evacuate! (A location may be
specified)

Shelter! Hazard and safety
strategy.



EDUCATION + EXPECTATIONS

- **Training** – Staff have been trained in protocols related to incidents, threat assessments, CPR and medical response, and Automatic Defibrillator use.
- **Emergency Operations Plan** – Each school maintains an Emergency Operations Plan that identifies protocols and responses to a wide variety of school related safety issues.
- **Director of Safety and Management Services** – This role supports implementation of safety protocols and practices throughout the district.

LEARNING ENVIRONMENT

- **Secure Entryways** – All visitors must be buzzed into the facility and enter through the main office area.
- **Swipe Door System** – All exterior doors are locked and can only be accessed through computer swipe badges issued to staff.
- **Door Locking System** – Door hardware has been replaced to improve locking system and Night Locks have been installed.
- **Security Cameras** – Cameras can be accessed by law enforcement in emergency situations.
- **Larger Entryways** – Currently reviewing options for the schools to have safety plans for large entryways like gyms and media centers.
- **School Resource Officer** – Law enforcement officer assigned to each comprehensive high school.
- **School Security Specialist** – Former law enforcement officers hired by the district are assigned to each junior high school and all “open concept” elementary schools.
- **Law Enforcement** – Our local law enforcement agencies work directly with the entire district to identify and implement best practices for a safe learning environment.
- **Common Language** – Working on standard language that everyone in the school understands if a problem occurs.

MENTAL HEALTH

- **UCS Wellness** – Resources to provide guidance and awareness of mental health services.
- **Communication** – The district is working with school counselors on understanding common safety communication and language.
- **SMART Moves & DARE** – Education provided by law enforcement partners to promote positive decision making.
- **Training** – Staff members are trained in Trauma-Informed and Resilient Schools through Starr Commonwealth.
- **CARE of Southeastern Michigan Partnership** – Provides referral assistance for students in need of behavioral health services.
- **OK2SAY** – A student safety program which allows students to confidentially report tips on potential harmful or criminal activities directed at students and the school.
- **Character Strong** – A research-based K-12th grade wellness curricula and professional learning service that positively impacts lives.
- **MI-BEST (Macomb Intermediate Behavioral & Emotional Support Team)** – Counseling services provided to UCS students through a referral system.

<https://www.uticak12.org/ucssafety>

Information Regarding the Next Phases of the Bond Project

This summer begins the most comprehensive facility improvement project in the history of Utica Community Schools. Over the next several years, renovation and construction projects across our district will address critical building needs and start the process of transforming our buildings to support future generations of students.

Safety remains the priority for the first phase of our bond issue. At Davis Junior High and other district schools, improvements will include door replacements with metal door frames as needed, upgrades to shatter-resistant glass, corridor entryway enhancements and the continued implementation of our nightlock system.

More information on the summer and fall 2024 projects is at this [link](#). In addition, the “Bond Project List by School” link on the page has been updated for additional scheduled improvements at Davis Junior High and those in our attendance areas.

Over the next few months, Utica Community Schools will be sharing more information on the strategic vision of UCS school facilities. Thanks to our voters, we are in a unique position to transform our facilities in a way that provides additional layers of safety, builds community pride, and creates spaces that will give our staff the tools they need to empower our students.

WHAT'S NEXT FOR UCS?

PROJECT PROPOSALS FOR DAVIS JUNIOR HIGH SCHOOL



SAFETY

PHASE 1: Projects in this phase will be scheduled for summer 2024 through 2026

- Create additional layers of security to limit access for exterior entry points at main entrance and corridors, such as shatter-resistant glass
- Improve traffic flow patterns
- Replace drinking fountains with water bottle filling stations

SUCCESS

- Modernize school sign with digital technology
- Upgrade kitchen and serving area
- Improve exterior landscape

PHASES 2-5

- Upgrade network infrastructure
- Upgrade security systems (cameras and access control)
- Improve the track and bleachers

- Improve exterior façade
- Upgrade the gym's lighting and audio system
- Renovate the media center
- Renovate restrooms
- Upgrade plumbing and HVAC systems
- Upgrade power systems
- Upgrade exterior lighting systems
- Purchase instructional technology equipment for classrooms
- Purchase computers for students and staff
- Purchase classroom furniture
- Purchase media center furniture

PROJECTS IN PROCESS/COMPLETED

- Replace interior door hardware to integrate improved locking system based on industry-level safety standards*
- Replace public address system*

*Funded by 2018 bond issue



UTICA
COMMUNITY
SCHOOLS

WWW.UTICAK12.ORG/SAFETYANDSUCCESS

SUPPORT YOUR FAMILY'S WELL-BEING

Dear Families,

We are committed to the well-being of our students, staff, and families to create a safe and healthy learning environment. In support of our ongoing commitment, we partnered with Care Solace to provide an additional layer of care for our community.

Care Solace helps individuals find mental health care providers and substance use treatment centers. Their Care Companion™ team is available 24 hours per day, 7 days per week, and 365 days per year to quickly connect you to carefully verified providers in your community.

Students, staff, and families may access Care Solace services in two ways:

- Call (888) 515-0595 at any time. Support is available in 200+ languages. A dedicated Care Companion™ will help you every step of the way to research options, secure appointments, and follow up to make sure it is a good fit.
- For an anonymous search, answer a few questions to get matched with an extensive list of care providers at caresolace.com/utica.

Care Solace is now available for use **at no cost to you**. They will connect you with providers accepting all medical insurances including Medicaid, Medicare, and sliding scale options for those without insurance. All information entered on the Care Solace tool is completely confidential and securely stored.

Please note, this service is an optional resource available by choice and is not mandatory to use. Care Solace is not an emergency response service or mental health services provider. In the event of a life threatening emergency, please call 9-1-1 or the National Suicide Hotline 1-800-273-8255.

If you are interested in counseling-related services for your child, yourself, or another family member, please contact Care Solace for valuable assistance. This is a complimentary resource provided by Utica Community Schools.

care/solace.

Calming the Chaos of Mental Health Care

Michigan Merit Curriculum Information

Here is some information out of the junior high handbook in regard to Michigan Merit Curriculum and credits needed for graduation. The information is pasted below. The link for the handbook information is

<http://www.uticak12.org/uticawebsite/handbook/>

GRADUATION REQUIREMENTS			
SUBJECT AREA	DESCRIPTION	PERSONAL CURRICULUM GRADES 10-12	MODIFICATIONS
English Language Arts 4 Credits	Aligned with subject area content expectations developed by the Department and approved by the State Board of Education. • English 9 or Honors English 9 • English 10 or Honors English 10 • English 11 or AP English Language & Composition • English 12 or AP English Literature & Composition • EL English Level 1, 2, 3, or 4	No Option for Personal Curriculum.	AP Seminar may replace English 11 or 12 requirement if AP Seminar is taught by an English Certified teacher.
Mathematics 4 Credits	Aligned with subject area content expectations developed by the Department and approved by the State Board of Education. • Algebra I • Geometry • Algebra II • One additional math or math-related credit in the final year of high school	For Personal Curriculum Math Options , visit UticaK12.org/GraduationRequirements . Note: Must align with Educational Development Plan.	No Modification.
Science 3 Credits	Aligned with subject area content expectations developed by the Department and approved by the State Board of Education. • Biology • Chemistry or Physics • 1 additional Science credit	No Option for Personal Curriculum.	No Modification.
Social Studies 3 Credits	Aligned with subject area content expectations developed by the Department and approved by the State Board of Education. • 5 Civics • 5 Economics • U.S. History and Geography • World History and Geography	All students: Complete 2 credits in social studies, including civics. Personal Curriculum Options: One additional credit in English Language arts, mathematics, science or in a language other than English. OR Complete a formal Career Technical Education program (see Note V at UticaK12.org/GraduationRequirements). Note: Must align with Educational Development Plan.	No Modification.
Health and Physical Education 1 Credit	Aligned with subject area content expectations developed by the Department and approved by the State Board of Education.	Personal Curriculum Options: One additional credit in English Language arts, mathematics, science or in a language other than English. OR Complete a formal Career Technical Education program (see Note V at UticaK12.org/GraduationRequirements). Note: Must align with Educational Development Plan.	Physical Education credit may be awarded through a flex option for students who participate in district approved extracurricular physical activity.
Visual, Performing, Applied Arts, CTE 1 Credit	Aligned with subject area content expectations developed by the Department and approved by the State Board of Education. One credit must be in the area of Visual, Performing or Applied Arts.	Personal Curriculum Options: One additional credit in English Language arts, mathematics, science or in a language other than English. OR Complete a formal Career Technical Education program (see Note V at UticaK12.org/GraduationRequirements). Note: Must align with Educational Development Plan.	No Modification.
Online Learning Experiences	Online course or learning experience. OR Online experience is incorporated into each of the required credits.	No Option for Personal Curriculum.	No Modification.
World Languages 2 Credits	Students must complete 2 credits in grades K – 12 that are grade appropriate in a language other than English or course work or other learning experiences that are substantially equivalent to 2 credits.	No Option for Personal Curriculum.	Students may fulfill 1.0 credit with a formal Career Technical Education program or curriculum (see Note V at UticaK12.org/GraduationRequirements). OR Visual, Performing and Applied Arts course, plus 4 additional elective credits.
Michigan Merit Exam	Students must participate		Defined by the State of Michigan applicable to Special Education students.
Available Endorsements	UCS Seal of Global Language Multi UCS Seal of Global Language proficiency pathways exist. For qualifying information, visit UticaK12.org/GlobalLanguage	STEM Endorsement • 6 math credits • 6 science credits • 0.5 technology activities credits • 0.5 engineering activities credits	AP Capstone Diploma Score of 3 or higher on the following exams: • AP Seminar Exam • AP Research Exam • 4 additional AP Exams

For complete graduation requirement details, visit UticaK12.org/GraduationRequirements.