



REDONDO BEACH UNIFIED SCHOOL DISTRICT

STUDENT TRAINING INTRO

REDONDO UNION, REDONDO SHORES
HIGH SCHOOL & SBAS

Safety Drills

Why do we drill for *safety*?

- RBUSD Board prioritizes student/school safety
 - Focus is **proactive** & **preventative**
- Progressive district
- Strong partnership with RBPD



Safety Drills

In California, United States, and around the world schools practice drills.....

- Earthquake – Great Shake Out
- Tornado
- Tsunami
- Duck and cover
- Lock down/Intruder





REDONDO BEACH UNIFIED SCHOOL DISTRICT

ACTUAL STUDENT TRAINING

REDONDO UNION, REDONDO SHORES
HIGH SCHOOL & SBAS

INTRODUCTION

- The Redondo Beach Unified School District, serving nearly 10,000 students, is entrusted:
 - to provide safe and healthy learning environments
 - to prepare students for possible threats and hazards

Being



is KEY!

GOALS



- Prepare for a possible active shooter incident
 - Know when to **RUN**
- Understand how to **HIDE** successfully
- Learn ways to **DISTRACT** intruder
 - Realize **FIGHT**

is a personal decision & last resort

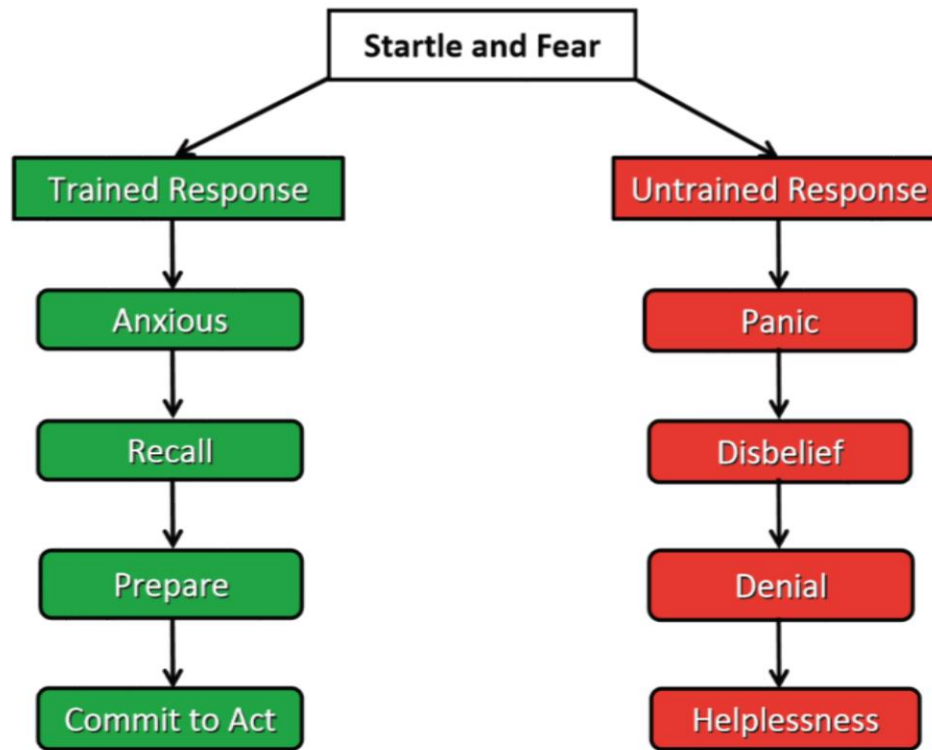
AGENDA

- Importance of *training*
- Define “*Active Shooter*”
- Explain *motivation*
- Active shooter *data*
- *Run, hide, fight* protocol
- How to react to *RBPD* & first responders



IMPORTANCE OF AWARENESS & TRAINING

Train to Recognize and Respond to Event



Source: S. J. Romano and A. Rugala, *Workplace Violence: Mind-Set of Awareness* (Spokane, WA: Center for Personal Protection & Safety, 2008).

What you can expect of yourself

You may feel.....

- Nervous & scared
- Fast heart rate
- Hyperventilation
- Diminished hearing
- Unable to focus



DO

DON'T

Training IS Necessary

The more you discuss and train....

The more calm you will be

The more likely your body will respond automatically

The more likely you will stay safe



Make a plan.




Stay Calm & Focused



Listen carefully

Panic



Run without a plan

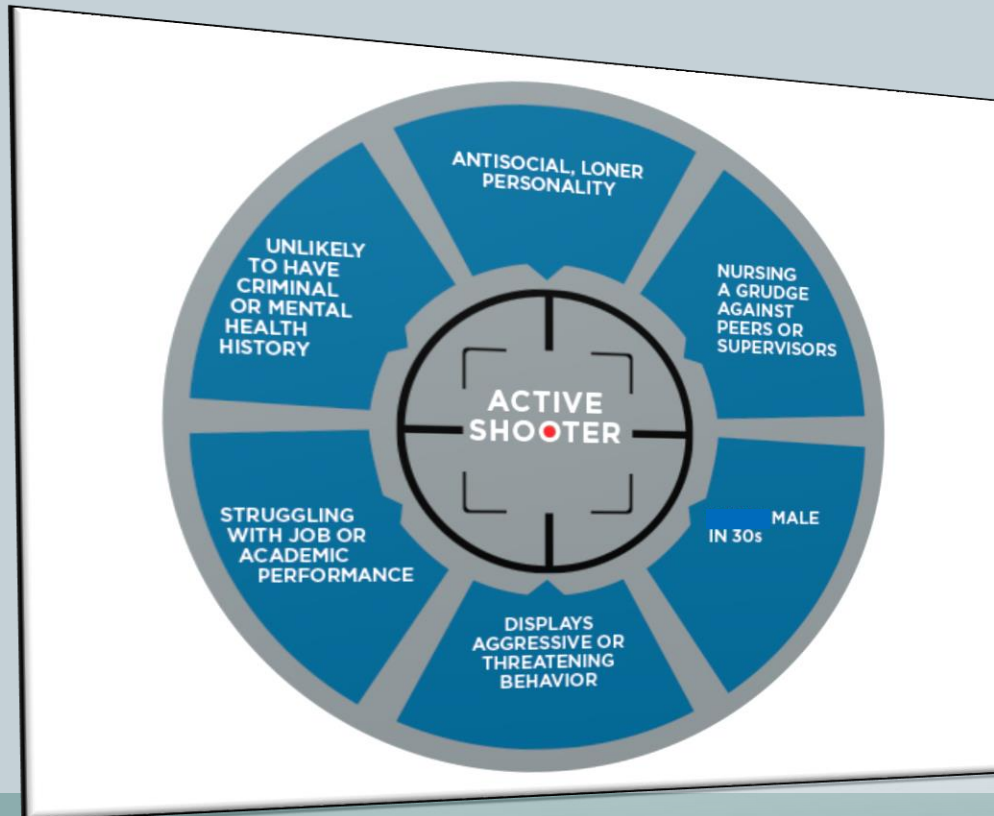


Pretend like nothing is happening

*The best way to get the brain
to perform under extreme
stress is to REPEATEDLY
run it through PRACTICE
beforehand...*

Active shooter / motivation ...

- defined as those in which an individual is “actively engaged in killing or attempting to kill people in a confined and populated area.”



- BUT WHY?????

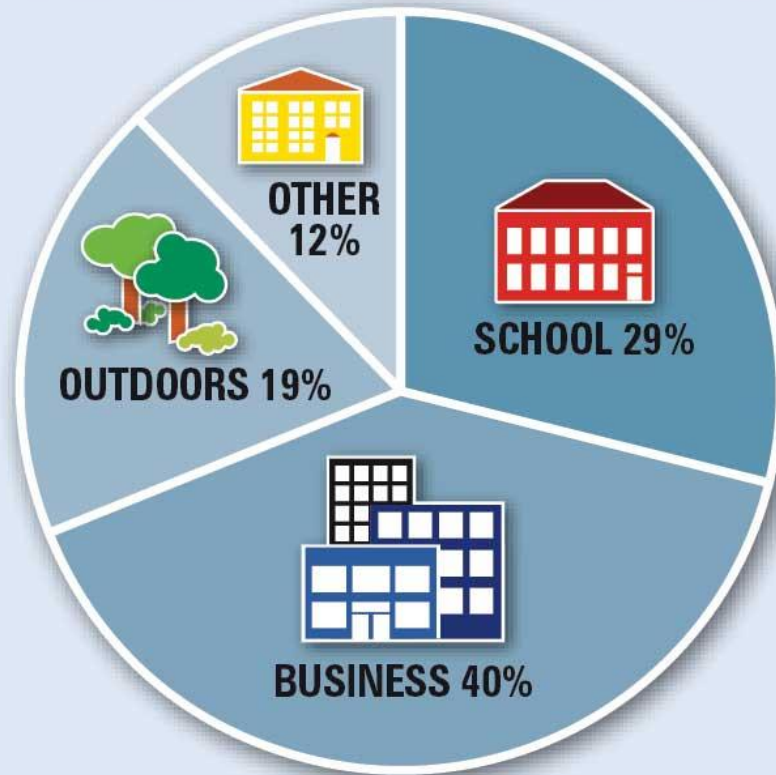


- If you know something, say something

Can happen anywhere...



ACTIVE SHOOTER INCIDENTS BY LOCATION




Typical event is over in 3 to 4 minutes

**Statistics Provided by the Federal Bureau of Investigation 2014*

**Statistics Provided by the Federal Bureau of Investigation 2014*

IF then what do you do?

ACTIVE SHOOTER TRAINING



BY NULL

RUN! Evacuate the facility **IF** safe to do so

- Leave behind personal belongings
- Visualize an entire escape route
- Help others if possible, but go whether others choose to follow or not
- Run until you're in a secure place to hide
 - Likely off campus
- Keep hands visible, fingers apart
- Call 911 when you are safe
 - Don't assume someone else has



Find a safe place to run & hide

Possible places to run

- Run as far away from the intruder as possible
- Local business
- Local church
- Your house
- Friend or family member's house

* Discuss a plan with your family



Hide - IF evacuation is not possible



*Remain in place until
you receive an
“all clear” signal*

- Lock the door
- Barricade door with heavy furniture
- Cover windows
- Turn off lights
- Silence cell phones, including vibrate mode
- Lie on floor
- Remain silent
- If outdoors, hide in a protected place (brick wall, building, tree)

The 1-2-3 lock-down latch



- Purpose is to lock door quickly without needing keys
- Use the latch to keep the door propped open
 - Panic bar should be in locked position
- Lift middle knob and move in the opposite direction to lock door
- Lift up and to the right for the door in the picture

Distract Intruder – if last resort




*Have a survivor's
(not a victim's)
mindset.*

- If neither evacuation or hiding are options
- Consider distracting or disrupting the intruder
- Throw objects like books, chairs, heavy objects
- Use fire extinguisher – spray or throw
- Act as a group to overwhelm the intruder
- Commit to the action & ALWAYS LISTEN TO ADULT'S DIRECTIONS

Interacting with First Responders

RBPD



- DO NOT open doors. RBPD and administration have keys
- When you exit, display empty hands & open palms
- Understand RBPD's first priority is to LOCATE and STOP the believed shooter
 - all other actions are secondary
- Once scene is secured, first responders will work with school officials to:
 - transport the injured
 - interview witnesses
 - initiate an investigation

Final Thought



*In an active shooter situation,
it is **TEAMWORK** and
PREPARATION that will protect
and save lives.*