

Linking Khan Academy and College Board Student Accounts

Why link Khan Academy and College Board Accounts?

- ▶ Linking your accounts will further personalize your practice: the practice recommendations on Khan Academy will be based on your PSAT/NMSQT results
- ▶ All future scores from the SAT, PSAT/NMSQT, PSAT 10 and PSAT 8/9 will also be sent to help customize your practice and recommendations on Khan Academy.
- ▶ You will be able to jump right into practice without having to take any additional diagnostic quizzes or practice tests to get personalized recommendations.

Please note that you can terminate your account linking at any time.

Steps to link your College Board and Khan Academy Accounts

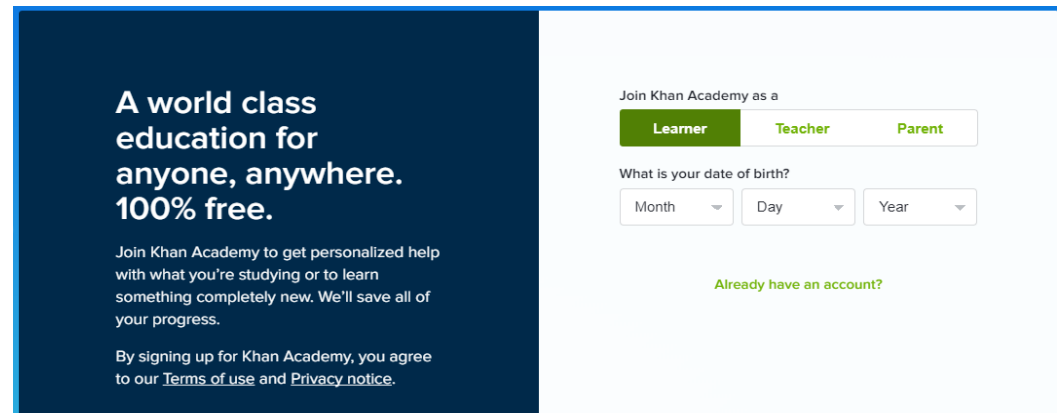
Step 1

Begin by going to **satpractice.org** and log in (or hit green “start practicing” button)



Step 2

If you don't have a Khan account, begin the log in process by selecting “learner” and entering your birthdate (if you have an account, simply click “already have an account and log in)



Steps to link your College Board and Khan Academy Accounts

Step 3

Click the red “Continue with Google” button and log into your **SCHOOL google account**

Step 4

You may get a screen asking for more information (age, grade, ect...), fill out the fields with your information. When prompted to personalize Khan Academy, choose “Test Prep – SAT” as one of your choices



We see you're signing in with a school account!

Please let us know how old you are so we can give you the best experience. [Learn more about why we ask.](#)

How old are you?

Done! Keep learning.

K-8

- Kindergarten
- 1st grade
- 2nd grade
- 3rd grade
- 4th grade
- 5th grade
- 6th grade
- 7th grade
- 8th grade
- 10th grade
- 11th grade
- 12th grade
- 1st year university
- 2nd year university
- 3rd year university
- 4th year university
- Grad school
- Adult learner
- Other

Step 1 of 2

Choose a grade to continue

Test prep

SAT

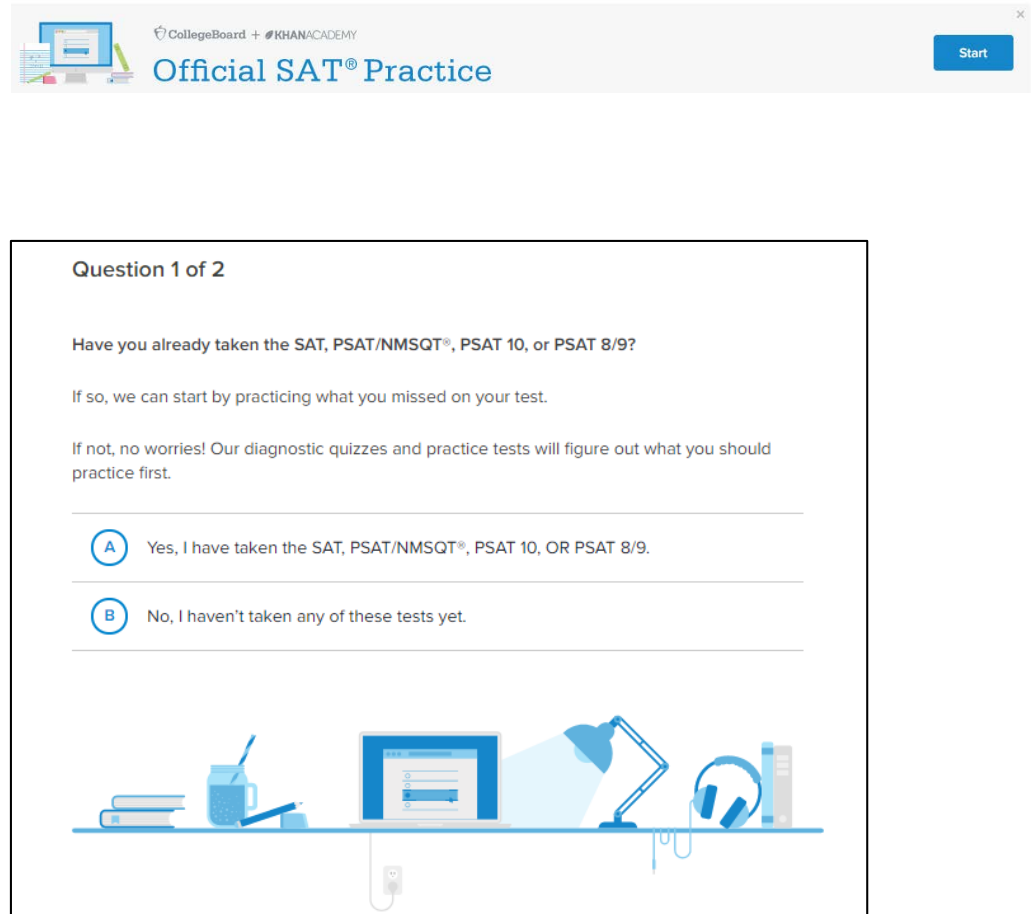
Steps to link your College Board and Khan Academy Accounts

Step 5

You are now logged into Khan. Now, click the blue “start” button in the “Official SAT Practice” panel

Step 6

Answer the question regarding SAT/PSAT (Choose “A” if you took the PSAT)



The screenshot shows the 'Official SAT Practice' interface. At the top, there is a header with the CollegeBoard and Khan Academy logos, the text 'Official SAT® Practice', and a blue 'Start' button. Below the header, the main content area displays 'Question 1 of 2' and asks: 'Have you already taken the SAT, PSAT/NMSQT®, PSAT 10, or PSAT 8/9?'. It provides two options: 'A Yes, I have taken the SAT, PSAT/NMSQT®, PSAT 10, OR PSAT 8/9.' and 'B No, I haven't taken any of these tests yet.' At the bottom of the interface, there is a decorative illustration of a desk with a laptop, a lamp, a mug, and books.

Steps to link your College Board and Khan Academy Accounts

Step 7

Choose “A: Sign into CollegeBoard.org and send my test results to Khan Academy” for question 2

Question 2 of 2

To start practicing what you missed on your test, sign in to CollegeBoard.org and send your test results to Khan Academy.

A Sign into CollegeBoard.org and send my test results to Khan Academy.

Step 8

If you have a CollegeBoard account, sign in. If you do not have an account, click the blue “sign up” button

Welcome

Sign In

Username

Error: Please enter a username

Password

Error: Please enter a password

Remember me

[Forgot Username?](#) [Forgot Password?](#)

Don't Have An Account? Sign-Up.

Create your account today, and get started with the following:

- Register for the SAT
- Get AP scores
- Manage your college list online
- Register for the CLEP exams
- Complete CSS/Financial Aid PROFILE
- Use the Net Price Calculator
- Get email reminders

Other Tools

Welcome to the College Board

Visit our [Student information page](#) to get more information about our tests, find colleges, learn about financial aid, and get application help.

Steps to link your College Board and Khan Academy Accounts

Step 9

Create your student account by filling in the required fields, ensure all information is correct

Step 10

Click the green “send” button when asked for your approval to send your test results to Khan Academy

Create Your Student Account

This one account is for everything, including SAT, AP, PSAT/NMSQT, CLEP, and BigFuture activities, so provide complete and accurate information.

Tip: If you're using a shared or public computer, disable the autofill setting on your browser. Always double-check your information to make sure it's complete and correct before you submit it.

* = Required

General Student Information

First (given) name: *

Middle initial:

Last name (surname): *

Request for Approval

Khan Academy is requesting permission for the following:

Press “Send” below to give College Board permission to send your test results and upcoming test date to Khan Academy so that Khan Academy can personalize your practice recommendations. College Board may share that you have linked accounts with your school, district, or state education agency so that they can support your learning. **You can remove permission at any time.**

Logged in as HYPEDKENZIE

 CollegeBoard

Don't Send

Send

Steps to link your College Board and Khan Academy Accounts

Step 11

Click the blue “allow” button to allow Khan Academy to share your activity with CollegeBoard

Allow Khan Academy to share your activity with College Board

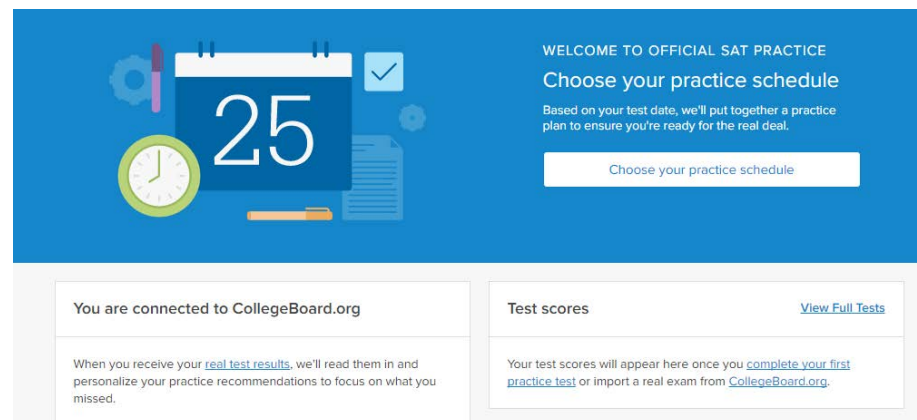
By pressing "Allow", you agree that Khan Academy may share your activity with College Board. After removing your personal details, they may share it with:

- your school district
- your state's department of education

[Cancel connecting to CollegeBoard.org](#) [Allow](#)

Step 12

You are now linked! You can view your test scores or “choose your practice schedule” anytime by logging into **satpractice.org** using your school google account.



WELCOME TO OFFICIAL SAT PRACTICE

Choose your practice schedule

Based on your test date, we'll put together a practice plan to ensure you're ready for the real deal.

[Choose your practice schedule](#)

You are connected to CollegeBoard.org

When you receive your [real test results](#), we'll read them in and personalize your practice recommendations to focus on what you missed.

Test scores [View Full Tests](#)

Your test scores will appear here once you [complete your first practice test](#) or import a real exam from [CollegeBoard.org](#).

Now Start Practicing on Khan Academy with Personalized Recommendations

- ▶ You can start your practice in either Math or Evidence Based Reading & Writing.
- ▶ The recommendations are based on how you did on the PSAT/NMSQT or PSAT 8/9.
- ▶ Keep practicing – with each additional problem and activity the personalization gets stronger and gets you closer to your goal score on the SAT, PSAT/NMSQT, PSAT 10, or PSAT 8/9.

The screenshot shows the Khan Academy dashboard for SAT practice. At the top, there is a navigation bar with the Khan Academy logo, a search bar, and links for Home, Coach, and Khan Academy. Below the navigation bar, there are tabs for Official SAT® Practice, Dashboard (selected), Practice, Tips and Planning, and Full Exams. The main content area features a blue header with the text 'TODAY'S GOAL Practice your skills' and two buttons: 'Practice Reading & Writing' and 'Practice Math'. Below this, there is a table for 'Exam scores' and a section for 'Current skill levels'.

Exam	TOTAL	MATH	R & W
PSAT/NMSQT Fall 2015@	1080	500	580

Current skill levels: Math, Reading & Writing

Frequently asked questions: Check out our frequently asked questions. Then let us know if you have a problem or an idea for making this system better!