

BIG PURDUE BOILERMAKERS

2020-21 BASKETBALL GAME NOTES

MBB Contact: Chris Forman ►► Email: cforman@purdue.edu ►► Office: 765.494.3201 ►► Cell: 413.687.4590 ►► Address: 900 John Wooden Drive, West Lafayette, IN 47907

GAME 17 // RED-HOT BOILERMAKERS FACE LEAGUE LEADER MICHIGAN

MICHIGAN (12-1 / 7-1 BIG TEN) vs. PURDUE (11-5 / 6-3 BIG TEN)



Friday, Jan. 22, 2021 • 7:01 p.m. ET • West Lafayette, Indiana • Mackey Arena

TV: FS1 (streaming online on the FOX Sports App); Kevin Kugler and Stephen Bardo on the call.

RADIO: 22 stations on the Purdue Radio Network and available on TuneIn.com and TuneIn app; Rob Blackman and Bobby Riddell.

LIVE STATS: PurdueStats.com // **SOCIAL MEDIA:** @BoilerBall on Twitter, Instagram and Facebook

ALL STATS AND NOTES ARE COMPILED THROUGH GAMES PLAYED JANUARY 20.

	Record 12-1 Big Ten 7-1 Home 10-0 Away 2-1 Neutral 0-0 Streak Win-1 AP / Coaches 7 / 7 NET / KenPom 4 / 4	vs.	Record 11-5 Big Ten 6-3 Home 6-0 Away 3-4 Neutral 2-1 Streak Win-4 AP / Coaches RV / - NET / KenPom 32 / 25	
-----------------------------------------------------------------------------------	----------------------------------------------------------------------------------------------------------------------------------------------------------------------------------------	------------	------------------------------------------------------------------------------------------------------------------------------------------------------------------------------------------	------------------------------------------------------------------------------------

THE SERIES: Purdue leads, 88-73 // **LAST MEETING:** Feb. 22, 2020 (Michigan, 71-63) // **STREAK:** Michigan, win-4

JUWAN HOWARD

2nd season at Michigan (31-13)

2nd season overall (31-13)

THE HEAD COACHES

MATT PAINTER

Record at School

Career Record

16th season at Purdue (348-179)

17th season overall (373-184)

THE OPENING TIP

- Purdue looks to build on one streak and end another as No. 7-ranked Michigan visits Mackey Arena for a key Friday night showdown. Tip is scheduled for 7 p.m. ET, on FS1 with Kevin Kugler and Stephen Bardo on the call from secluded, undisclosed locations remotely.
- Purdue enters the Michigan contest having won four straight games, three of which were on the road against Michigan State, Indiana and Ohio State. However, the Wolverines have been a thorn in Purdue's side, having defeated the Boilermakers four straight times. The Boilermakers would like to keep one streak going heading into what is currently an eight-day break following the Michigan game.

THE KEY TALKING POINTS

- Purdue leads the series with Michigan by an 88-73 margin, but the Wolverines have won four in a row, including a 71-63 decision a year ago in Mackey Arena. Purdue's last win was a memorable 92-88 victory on Jan. 25, 2018 – a game in which both teams were at 1.35 PPP or better.
- A win would give Purdue a five-game winning streak. The Boilermakers have had a five-game, Big Ten-winning streak in seven of Matt Painter's 15 years at Purdue, including in three of the previous four years (2016-17, 2017-18, 2018-19).
- According to KenPom.com, Purdue ranks 328th (out of 347 teams) in experience (1.09 years). The total is 14th in the Big Ten. Indiana is the next least-experienced team in the league at 1.38 years (285th nationally).
- Purdue had a player named Big Ten Player of the Week (Trevion Williams) and Big Ten Freshman of the Week (Brandon Newman) for the first time in school history. Three different freshmen have won Big Ten Freshman of the Week honors for the Boilermakers.
- Purdue's freshman class is averaging 27.9 points per game, which at its current pace, would be the fifth-highest average in Purdue history.
- Purdue has become just the third program (Michigan - 2012-13; Ohio State - 2010-11) to have three different players win Big Ten FOW honors.
- A win would give Matt Painter 174 wins in Big Ten play, tying Illinois' Harry Combes for eighth on the all-time Big Ten wins list.
- Purdue owns a 51-8 record at Mackey Arena in Big Ten games since the start of the 2014-15 season. Michigan St. has next best record (47-12).
- Friday's contest is game number 799 in Mackey Arena history. Purdue is 654-144 (.820) in the facility, including 353-106 (.769) in Big Ten play.
- With the win over Penn State, Purdue has won 19 straight games when scoring at least 80 points; 41-2 since the start of the 2017-18 season.
- Purdue averaged 15.4 turnovers per game during the first seven games. In the last nine games, Purdue has averaged just 11.3 turnovers.
- Purdue has won 102 straight games when scoring at least 90 points, spanning over 33 years (last loss: Nov. 24, 1987, to Iowa State).

PURDUE ROSTER

No.	Name	Yr.	Pos.	Ht.	Wt.	Hometown	GP / GS	PPG	RPG	APG	Other
0	► Mason Gillis	R-Fr.	F	6-6	230	New Castle, Ind.	16 / 11	5.1	3.1	1.1	46.7 FG %
1	Aaron Wheeler	Jr.	F	6-9	205	Stamford, Conn.	16 / 5	3.8	4.8	1.4	11 steals
2	► Eric Hunter Jr.	Jr.	G	6-4	170	Indianapolis, Ind.	12 / 11	10.5	2.8	3.3	28-33 FTs
4	Emmanuel Dowuona	So.	C	6-10	245	Miami, Fla.	0 / 0	—	—	—	
5	► Brandon Newman	R-Fr.	G	6-5	195	Valparaiso, Ind.	16 / 16	9.1	3.5	1.7	19-20 FTs
11	Isaiah Thompson	So.	G	6-1	160	Zionsville, Ind.	16 / 5	4.9	1.5	1.4	15-37 3Ps
14	Jared Wulbrun	Jr.	G	5-10	170	Stanford, Calif.	1 / 0	3.0	0.0	1.0	
15	Zach Edey	Fr.	C	7-4	285	Toronto, Ontario	16 / 2	8.1	3.9	0.2	57.8 FG %
21	Matt Frost	So.	F	6-5	200	Columbus, Ind.	1 / 0	3.0	0.0	1.0	
22	Chase Martin	Fr.	G	6-3	195	Columbia, Mo.	1 / 0	0.0	0.0	0.0	
23	Jaden Ivey	Fr.	G	6-4	200	South Bend, Ind.	11 / 0	7.2	2.6	1.3	GW 3 vs. OSU
24	Ethan Morton	Fr.	G	6-6	215	Butler, Pa.	16 / 0	0.7	0.8	1.1	0 TOs last 10
34	Carson Barrett	Fr.	G	6-5	215	Lafayette, Ind.	0 / 0	—	—	—	
50	► Trevion Williams	Jr.	F	6-10	265	Chicago, Ill.	16 / 14	15.4	9.5	2.2	10+ pts last 11
55	► Sasha Stefanovic	Jr.	G	6-5	200	Crown Point, Ind.	16 / 16	11.1	3.2	2.4	41-90 3Ps

PURDUE SCHEDULE

Date	P / O	Rank	Opponent	TV	Time/Result
N25	1	- / -	vs. Liberty	CBS SN	W, 77-64
N26	1	- / -	vs. Clemson	CBS SN	L, 70-81
D1		- / -	Oakland	BTN	W, 93-50
D4		- / -	Valparaiso	BTN	W, 88-61
D8	2	- / -	at Miami	ESPN2	L, 54-58
D12		- / -	Indiana State	BTN	W, 80-68
D16	*	- / 20	Ohio State	BTN	W, 67-60
D19	3	- / -	vs. Notre Dame	ESPN2	W, 88-78
D22	*	RV / 4	at Iowa	BTN	L, 55-70
D25	*	RV / -	Maryland	FS1	W, 73-70
D29	*	- / 14	at Rutgers	FS1	L, 76-81
J2	*	- / 15	at Illinois	BTN	L, 58-66
J5	*	- / -	Nebraska	BTN	Postponed
J8	*	- / 23	at Michigan State	FS1	W, 55-54
J14	*	- / RV	at Indiana	FS1	W, 81-69
J17	*	- / -	Penn State	BTN	W, 80-72
J19	*	- / 15	at Ohio State	BTN	W, 67-65
J22	*	- / 7	Michigan	FS1	7 p.m.
J30	*	- / 17	Minnesota	BTN	TBA
F2	*	- / -	at Maryland	BTN	8 p.m.
F6	*	- / -	Northwestern	BTN	TBA
F11	*	- / 17	at Minnesota	BTN	TBA
F16	*	- / RV	Michigan State	ESPN / ESPN2	TBA
F20	*	- / -	at Nebraska	BTN	TBA
F26	*	- / -	at Penn State	FS1	TBA
M2	*	- / 10	Wisconsin	ESPN / ESPN2	TBA
M6	*	- / -	Indiana	ESPN / ESPN2	TBA
M10	4	- / -	Big Ten Tournament First Round		TBA
M11	4	- / -	Big Ten Tournament Second Round		TBA
M12	4	- / -	Big Ten Tournament Quarterfinals		TBA
M13	4	- / -	Big Ten Tournament Semifinals		TBA
M14	4	- / -	Big Ten Tournament Championship		TBA
TBA	5	- / -	NCAA Tournament		TBA

* Home games played at Mackey Arena

* All times Eastern and subject to change.

* Denotes Big Ten Conference Game

1 Denotes Space Coast Challenge (Melbourne, Fla.)

2 Denotes ACC / Big Ten Challenge (Coral Gables, Fla.)

3 Denotes Crossroads Classic (Indianapolis, Ind.)

4 Big Ten Tournament (Chicago, Ill.)

5 NCAA Tournament (Indianapolis, Ind. and surrounding area)

INSIDE THE NUMBERS

MICHIGAN				PURDUE			
NCAA Rk.	Stats	Category	Stats	NCAA Rk.	Stats	Category	Stats
38	80.5	Scoring Offense	71.4	195			
78	66.3	Scoring Defense	66.7	87			
25	+14.2	Scoring Margin	+4.7	138			
10	.514	FG Percentage	.455	115			
13	.379	FG Pct. Defense	.414	101			
46	.376	3-Point Percentage	.351	110			
115	7.9	3-Pointers / Game	8.0	109			
30	.764	Free Throw Percentage	.691	204			
15	+9.3	Rebound Margin	+6.4	46			
20	17.6	Assists	14.9	95			
33	1.37	Assist / TO Ratio	1.13	95			
104	12.8	Turnovers	13.1	124			
280	-2.23	Turnover Margin	-1.94	263			

FOLLOW THE BOILERMAKERS

- Web:** PurdueSports.com
- Twitter:** @BoilerBall / @PurdueMBBNotes
- Instagram:** BoilerBall

#BoilerUp | @BoilerBall | PURDUESPORTS.COM

GAME 17 // PURDUE vs. MICHIGAN // JANUARY 22, 2021

MEDIA AVAILABILITY (all times Eastern; contact Chris Forman for more information; all interviews will take place over Zoom)																																		
Friday January 22					Saturday January 23					Sunday January 24					Monday January 25					Tuesday January 26					Wednesday January 27					Thursday January 28				
► GAMEDAY • Michigan • FS1 • Mackey Arena • 7 p.m.					• No availability					• No availability					• Painter Radio Show (6 p.m.)					• No availability					• No availability					• No availability				
PURDUE IN THE NATIONAL POLLS																																		
	PRE.	N30	D7	D14	D21	D28	J4	J11	J18	J25	F1	F8	F15	F22	M1	M8	M15								FINAL									
AP	--	--	--	--	RV	--	--	--	RV																► Purdue is unranked in a preseason poll for the first time since 2014-15.									
USA Today	RV	--	--	--	RV	RV	--	--	--																► The 5 straight years being ranked in preseason was longest in Purdue history.									
► Last time ranked: 2019-20 Preseason poll (#23)																																		
CARDIAC KIDS																																		
• Purdue has won three games this year when trailing by 11 or more points, tied for the second-most 11-point comebacks in school history (1982-83 season – 4).																																		
► PURDUE'S COMEBACKS THIS SEASON																																		
Date	Opponent		Trailed		Result																													
12-4-20	Valparaiso		23-34 (Halftime)		W, 68-61																													
1-8-21	[23] Michigan State		16-33 (18:58 2nd)		W, 55-54																													
1-19-21	[15] Ohio State		21-32 (5:21 1st)		W, 67-65																													
FLAIR FOR THE DRAMATIC																																		
• Over the last two seasons, Purdue has essentially had four buzzer-beating shots to give the Boilermakers the victory.																																		
... Sasha Stefanovic vs. Minnesota (Jan. 2, 2020)																																		
... Sasha Stefanovic vs. Northwestern (Feb. 1, 2020)																																		
... Trevion Williams vs. [23] Michigan State (Jan. 8, 2021)																																		
... Jaden Ivey vs. [15] Ohio State (Jan. 19, 2021)																																		
• Jaden Ivey becomes the first Purdue freshman to score the game-winning points in the final five seconds of a game since Carsen Edwards hit two free throws with 2.4 seconds left against Maryland on Feb. 4, 2017, to give Purdue a 73-72 win.																																		
DEEPER DIVE IN THE NUMBERS																																		
• Purdue has played a difficult schedule and is showing up in the numbers.																																		
• Purdue has played the most games of any power-6 program this year (16). Only Liberty, Longwood and Oakland (17) have played more.																																		
• Purdue's three Quad-1 wins rank as the seventh-most nationally. Purdue's seven Quad-1 games are the fifth-most nationally.																																		
• Purdue's seven Quad-1 and Quad-2 wins rank second behind Alabama's nine. Purdue's 12 Quad-1 and Quad-2 games are tied for the most nationally with Illinois.																																		
• Purdue's five top-50 wins and nine top-50 games on the Sagarin ratings are tied for the most in the country. Purdue also has a win against No. 52-ranked Penn State.																																		
• Purdue's strength of schedule ranks 8th in the Sagarin ratings, 8th in KenPom, 11th in the ESPN BPI rankings and 15th in the NCAA Net rankings.																																		
FRESHMAN CLASS SHINING BRIGHT																																		
• Through 16 games, Purdue's freshman class has accounted for 447 (27.9 PPG) of the team's 1,142 points (39.1 percent). It has accounted for over 50.0 percent of the team's scoring in four of Purdue's 16 games (Liberty, Clemson, Miami, Maryland).																																		
• Take a look at how Purdue's freshmen rank among the Big Ten freshman stat leaders.																																		
► PURDUE FRESHMEN AMONG BIG TEN FRESHMEN LEADERS																																		
Player	PPG	RPG	APG	Bk.	Stl.	3PM																												
Brandon Newman	3rd	7th	4th	6th	3rd	2nd																												
Zach Edey	5th	5th	--	3rd	--	--																												
Jaden Ivey	6th	12th	7th	--	14th	7th																												
Mason Gillis	12th	10th	8th	--	8th	4th																												
Ethan Morton	--	--	10th	--	--	14th																												
• Just five players this season have won Big Ten Freshmen of the Week honors (Michigan's Hunter Dickinson ; Purdue's Zach Edey , Mason Gillis and Brandon Newman ; Illinois' Adam Miller).																																		
• Jaden Ivey is on the hunt for FOW number 4 for the Boilermakers after a 15-point outing and a game-winning shot vs. Ohio State.																																		

ABOUT THE BOILERMAKERS

- Purdue is 6-3 in the Big Ten and 11-5 overall with four straight victories after a 67-65 win over No. 15-ranked Ohio State on Tuesday night.
- Purdue has played six of its nine league games on the road, posting a 3-3 record in that span. From Dec. 28, to Jan. 19, Purdue away from home for 11 of 23 days during that span.
- Purdue's four-game win streak is its longest since Feb. 2019, and its three-game road winning streak is the longest since Jan. 11 to Jan. 31, 2019 (Wisconsin, Ohio State, Penn State).

VANQUISHING RANKED FOES

- With the win over Ohio State on Tuesday, head coach **Matt Painter** has now won 52 games over ranked teams while at Purdue. His record is 51-86 (.377) during his career at Purdue against ranked teams, but since the start of the 2016-17 season, Purdue is 22-22 in such games.
- Purdue is eighth nationally with 22 ranked wins over the last five years.

► LEADERS IN WINS OVER RANKED TEAMS (Since 2016-17)

No.	Team
31	Kansas
28	Duke
26	Michigan State
25	Virginia
24	North Carolina, Villanova
23	Michigan
22	Purdue, Florida State
20	Baylor, Iowa
19	Kentucky
18	Gonzaga

► Through games played Jan. 20.

THOSE RANKED WINS ON THE ROAD

- With the win over No. 15-ranked Ohio State, Purdue won just its 10th game in school history as an unranked team against a top-15 squad on the road.
- The win was the first over a top-15 team on the road since a Feb. 25, 2012, win at Michigan, snapping a 15-game road losing streak to teams ranked in the top 15.

► PURDUE'S ROAD WINS OVER TOP-15 TEAMS AS UNRANKED TEAM

Date	P / O	Site	Res.	Score
1-2-60	- / 7	at Indiana	W	79-76
1-21-61	- / 4	at Iowa	W	47-41
12-19-70	- / 3	at Kentucky	W	89-83
1-20-79	- / 4	at Illinois	W	69-57
12-4-82	- / 7	at Louisville	W	69-63
11-26-83	- / 13	at Fresno State	W	56-55
1-13-90	- / 13	at Indiana	W	81-79
1-15-92	- / 15	at Michigan	W	65-60
2-25-12	- / 11	at Michigan	W	75-61
1-21-19	- / 15	at Ohio State	W	67-65

ONLY ONE TEAM CAN DO THIS

- Just three teams have won on the road at Michigan State, Ohio State and Indiana in the same season in the last 15 years. It has only been done by Purdue in the 2009-10, 2016-17 and 2020-21 seasons. No other team in the last 15 years has pulled off that trifecta.

THE MICHIGAN MATCHUP

- Wednesday's matchup will be the 162nd meeting all-time between the Buckeyes and Wolverines. Purdue owns an 88-73 advantage against Michigan, but the Wolverines have won four straight games.
- Purdue is just 5-11 against Michigan in the last 16 meetings since the start of the 2012-13 season.
- Including Friday's meeting, a team has been ranked in 22 of the 24 meetings between the two squads. Eight times a team has been ranked in the top 10.

OVERALL VS. MICHIGAN

88-73

Streak	Loss-4
At Purdue	52-27
At Mackey Arena	30-17
At Michigan	35-42
Neutral Sites	1-4
Painter vs. Michigan	13-15
Howard vs. Purdue	2-0
Purdue vs. Big Ten Conference (reg. season)	985-689 (Win-4)
Purdue vs. State of Michigan	197-132 (Win-2)
Purdue on January 22	14-7 (Win-2)

► LAST 10 MEETINGS WITH MICHIGAN

Date	P / O	Site	Res.	Score
2-13-16	18 / -	Ann Arbor, Mich.	L	56-61
3-12-16	13 / -	Indianapolis, Ind. (BTT)	W	76-59
2-25-16	14 / -	Ann Arbor, Mich.	L	70-82
3-10-16	13 / -	Washington, D.C. (BTT)	L	70-74
1-9-18	5 / -	Ann Arbor, Mich.	W	70-69
1-25-18	3 / 25	West Lafayette, Ind.	W	92-88
3-4-18	8 / 15	New York, N.Y. (BTT)	L	66-75
12-1-18	19 / 7	Ann Arbor, Mich.	L	57-76
1-9-20	- / 19	Ann Arbor, Mich.	L	78-84
2-22-20	- / -	West Lafayette, Ind.	L	63-71

BOILERMAKERS VS. THE WOLVERINES

- Here is how Purdue's current players have fared against Michigan.

Name	GP-GS	FG-A	Reb.	Ast.	Bk.	Stl.	PPG
T. Williams	3-2	24-51	10.3	1.3	0.3	0.0	18.0
I. Thompson	2-0	6-13	1.5	0.5	0.0	0.0	9.5
S. Stefanovic	3-2	7-18	4.0	1.0	1.0	0.3	8.3
E. Hunter Jr.	3-2	7-28	1.7	0.3	0.0	0.3	5.7
A. Wheeler	3-0	3-7	3.7	0.0	0.0	0.3	4.0

NEED TO FLIP THIS TREND

- Michigan's four-game winning streak is tied for the fourth-longest active losing streak against an opponent.

► LONGEST ACTIVE LOSING STREAK VS. ONE OPPONENT

Rk.	Opponent	No.	First Loss	Last Loss
1.	North Carolina	8	March 12, 1977	Nov. 24, 1999
	UCLA	8	Dec. 29, 1965	Dec. 30, 2000
3.	Xavier	5	Dec. 3, 2002	Dec. 1, 2012
4.	Cincinnati	4	1902	Mar. 19, 2015
	Memphis	4	Mar. 19, 1988	Dec. 30, 2005
	Michigan	4	March 4, 2018	Feb. 22, 2020

PURDUESPORTS.COM | @BOILERBALL

► MOST PLAYERS TO WIN FRESHMEN OF THE WEEK HONORS

No.	Team (Players)	Year
3	Purdue (Z. Edey, M. Gillis, B. Newman)	2020-21
3	Michigan (M. McGary, N. Stauskas, G. Robinson III)	2012-13
3	Ohio State (J. Sullinger, D. Thomas, A. Craft)	2010-11

HALFTIME ADJUSTMENTS

• During Purdue's four-game winning streak, Purdue has been outscored by 16 points in the first half, but is outscoring opponents by 39 points in the second half.

► FIRST HALF / SECOND HALF COMPARISONS

Opponent	1st Pts.	1st FG %	2nd Pts.	2nd FG %
Illinois	23	.313	35	.500
Michigan State	16	.261	39	.394
Indiana	40	.542	41	.522
Penn State	33	.316	47	.542
Ohio State	31	.462	36	.500

OVERCOMING THE ODDS

- Purdue has found a way to win four straight games despite struggling to shoot from the perimeter.
- Over the last four games, Purdue is shooting just 25-of-93 (.268) from long distance. However, it has held its opponent to just 30-of-105 (.286) from 3-point range in that same timeframe.
- Also encouraging, opponents are shooting just 58-of-128 (.453) from inside the arc during that span. Purdue is shooting 70-of-126 (.556) from inside the arc in the last four games.

THE TREVION WILLIAMS FILE

- Trevion Williams has scored in double figures in 11 straight games and has become one of the Big Ten's best players.
- Williams' 30 points against Indiana State off the bench were the most off the bench in school history. He became the eighth player in school history with a pair of 30-10 games in Purdue history (Terry Dischinger - 24; Dave Schellhase - 19; Glenn Robinson - 12; Joe Barry Carroll - 5; Bob Ford - 3; Russell Cross - 2; Wilson Eison - 2).
- Williams is one of six players nationally to average 15.0 PPG, 9.0 RPG and 2.0 APG this season, and the only Power-6 player to reach those marks.

► 15.0 PPG, 9.0 RPG, 2.0 APG THIS SEASON (MIN. 10 GAMES)

Player (Team)	PPG	RPG	APG	MPG
Hayden Brown (The Citadel)	21.5	10.1	2.2	31.0
Orlando Robinson (Fresno State)	17.5	9.9	2.1	31.2
Malachi Smith (Chattanooga)	16.3	9.8	3.6	36.1
Trevion Williams (Purdue)	15.4	9.5	2.2	24.5
David Roddy (Colorado State)	15.2	9.2	2.7	31.2
Keyshawn Feazell (McNeese State)	15.3	11.2	2.2	28.9

- Williams is averaging 16.9 points, 9.2 rebounds and 2.2 assists in Big Ten play. Since the 1992-93 season, just four other Big Ten players have averaged 16, 9 and 2 in league play.

► 16.0 PPG, 9.0 RPG, 2.0 APG IN BIG TEN PLAY (SINCE 1992-93)

Year	Player (Team)	PPG	RPG	APG
2020-21	Trevion Williams (Purdue)	16.9	9.2	2.2
2018-19	Ethan Happ (Wisconsin)	16.8	9.7	4.6
2017-18	Keita Bates-Diop (Ohio State)	19.4	9.2	2.0
2016-17	Caleb Swanigan (Purdue)	18.9	12.6	2.6
2011-12	Draymond Green (Michigan State)	16.7	10.6	3.6

- Williams ranks sixth on the KenPom.com Player of the Year list behind three other Big Ten players and two players on teams ranked No. 1 and 2 in the country.
- Lastly, Williams is one of three players in America to have an assist percentage and total rebound percentage greater than 20.0 percent. Since the 2009-10 season, just one player nationally has had percentages greater than 22.0 percent (Steve Taylor - Toledo; 2016-17).

► 20.0 REBOUND AND ASSIST PERCENTAGE

Player (Team)	Reb. %	Ass. %
Trevion Williams (Purdue)	22.6	24.1
Jalen Johnson (Duke)	20.4	23.2
Jordan Goodwin (Saint Louis)	21.7	20.6

COULD BECOME AN EXCLUSIVE GROUP

• The Purdue freshmen are on pace to have four players score at least 150 points this season, marking the second time in school history that four rookies would reach that mark, joining the "Baby Boilers" Class of 2008.

► HIGHEST SCORING AVERAGES AMONG PURDUE FR. CLASSES

Avg.	Pts.	Players	Year
37.3	1,267	E. Moore, R. Hummel, J. Johnson, S. Martin	2008
34.6	1,038	B. Cardinal, J. Cornell, M. Robinson, G. McQuay	1997
33.1	928	W. Jordan, W. Walls, E. Parker (+2)	1975
31.0	1,054	A. Hammons, R. Johnson, R. Davis (+3)	2013
27.9	447	B. Newman, Z. Edey, M. Gillis, J. Ivey, E. Morton (+2)	2021

► PURDUE FRESHMEN SCORING LIST

Rk.	Pts.	Player	Year
50.	151	Korey Spates	2006
	151	Brett Buscher	2001
52.	150	Keaton Grant	2007
53.	146	Brandon Newman	2021

54.	135	Ryan Cline	2016
55.	132	Nate Minnony	2006
	132	Gary McQuay	1997
57.	130	Zach Edey	2021
---	81	Mason Gillis	2021
---	79	Jaden Ivey	2021

HOME SWEET HOME

- Among Power-6 (Big Ten, ACC, SEC, PAC-12, Big East, Big 12) programs, Purdue has the fourth-best home winning percentage since the start of the 2014-15 season.

► HOME WINNING PCT. LAST 6 YEARS (Power-6 Teams)

Team	2020-21	Since 2015-16	Pct.
Kansas	6-1	80-6	.930
Oregon	6-0	87-7	.926
Florida State	7-1	80-8	.909
Purdue	6-0	80-9	.899
Virginia	5-0	77-9	.895
Kentucky	2-3	83-10	.892

► Through games played Jan. 20.

BOILER NOTES

- Purdue is 116-13 since the start of the 2014-15 season when attempting more free throws than its foes (4-0 this year; 249-36 under Painter).
- Purdue is 157-7 when under Painter when holding foes to 59 or fewer points. Three of the seven losses came during the 2012-13 season.
- Purdue is 38-5 since the start of the 2017-18 season when making 10 or more 3-pointers in a game. Under Painter, Purdue is 82-17 overall, having won six straight games.
- Purdue is 127-12 under Painter when scoring at least 80 points, including 41-2 losses to Notre Dame and Virginia Tech in 2018-19 season) since the start of the 2017-18 season.
- Purdue is 131-13 under Painter when winning the rebound and turnover battles in the same game, having won 10 straight games.
- Purdue has won 12 straight games when wearing its gold uniforms, dating to a New Year's Day loss vs. Minnesota in 2017. Purdue is 1-0 this year when wearing gold after defeating Maryland on Christmas Day.

► BIG TEN'S BEST RECORDS SINCE 2014-15

Team	Since 17-18	16-17	15-16	14-15
Michigan State	48-16	58-24	71-29	83-35
Purdue	46-21	60-25	72-31	84-37
Wisconsin	41-24	53-30	65-36	81-38
Maryland	37-29	48-36	60-42	74-46
Michigan	44-21	54-29	64-37	72-47
Ohio State	39-28	46-39	57-46	68-53
Iowa	31-34	41-42	53-48	65-54
Indiana	29-36	36-47	51-50	60-59
Illinois	30-37	38-47	43-60	52-69
Penn State	26-37	32-49	39-60	43-74
Minnesota	25-41	36-48	38-64	44-76
Northwestern	16-51	26-59	34-69	40-81
Nebraska	21-42	27-54	33-66	38-79
Rutgers	24-42	27-57	28-74	30-90

► Through games played Jan. 20.

2020-21 BIG TEN STANDINGS

Team Standings	Conf.	Pct.	Overall	Pct.	NET
(7) Michigan	7-1	.875	12-1	.923	5
(4) Iowa	6-1	.857	12-2	.857	3
(10) Wisconsin	6-2	.750	12-3	.800	15
[RV] PURDUE	6-3	.667	11-5	.688	33
(15) Ohio State	5-4	.556	11-4	.733	20
(22) Illinois	6-3	.667	10-5	.667	9
(17) Minnesota	4-4	.500	11-4	.733	27
Indiana	3-4	.429	8-6	.572	58
Rutgers	3-5	.375	7-7	.583	48
Northwestern	3-5	.375	6-6	.500	64
(RV) Michigan State	2-4	.333	8-4	.667	81
Maryland	2-6	.250	7-7	.500	42
Penn State	0-5	.000	3-6	.333	44
Nebraska	0-5	.000	4-8	.333	165

► Through games played Jan. 20.

2020-21 BIG TEN LEADERS (All games)

Team Category	All Games	Rk.	B1G Games	Rk.
Scoring Defense	66.7	3	67.4	3
Field Goal Percentage Defense	.414	5	.413	3
Rebound Margin	+6.4	3	+3.3	5
3-Point Percentage Defense	.315	2	.328	5
Offensive Rebounds / Game	10.5	9	9.9	5
Scoring Margin	+4.7	8	+0.6	6
Field Goal Percentage	.455	7	.438	7
Blocked Shots / Game	2.9	13	3.0	8
Free Throw Percentage	.691	9	.686	10
Scoring Offense	71.4	14	68.0	11
Assists / Game	14.9	8	12.7	11
3-Point Percentage	.351	8	.312	12
3-Pointers / Game	8.0	8	7.0	12
Steals / Game	4.5	12	4.1	12
Assist / Turnover Ratio	1.13	13	1.02	12
Turnovers Per Game	13.1	12	12.4	13
Turnover Margin	-1.94	12	-2.67	13

► Through games played Jan. 20.

Individual Category (All Games)	No.	B1G	NCAA
3-Point Percentage	Sasha Stefanovic	.456	1 20
Off. Rebounds / Game	Trevion Williams	3.50	2 21
Rebounds Per Game	Trevion Williams	9.5	2 34
Double-Doubles	Trevion Williams	5	3 18
Field Goal Percentage	Trevion Williams	.540	4 66
3-Pointers Per Game	Sasha Stefanovic	2.56	4 87
Def. Rebounds / Game	Trevion Williams	6.00	5 77
Minutes Played / Game	Sasha Stefanovic	31.2	10 ---
Points Per Game	Trevion Williams	15.4	12 ---
Blocked Shots Per Game	Zach Edey	0.94	14 ---
Assists Per Game	Eric Hunter Jr.	3.3	15 ---

► Through games played Jan. 20.

INSIDE THE NUMBERS (2006-07 season; Painter's 2nd yr.)

Overall Wins	Total	Conference Wins	Total
Michigan State	381	Wisconsin	183
Ohio State	368	Michigan State	178
Wisconsin	367	Purdue	170
Purdue	339	Ohio State	169
Michigan	332	Michigan	151
Maryland	319	Maryland	143
Illinois	275	Indiana	123
Indiana	275	Iowa	119
Minnesota	271	Illinois	118
Iowa	261	Minnesota	101
Penn State	234	Nebraska	88
Nebraska	228	Penn State	87
Northwestern	225	Northwestern	83
Rutgers	191	Rutgers	64

► Through games played Jan. 20.

► Through games played Jan. 20.

MACKEY ARENA INFORMATION INSIDE THE NUMBERS AT MACKEY ARENA

PURDUESPORTS.COM | @BOTTLERBALL

HEAD COACH MATT PAINTER

- **Record at Purdue:** 348-179 (.660) / 16th year | **Career Record:** 372-184 (.669) / 17th year
- With five Sweet 16 appearances, 11 NCAA Tournament berths, three Big Ten regular-season championships, a Big Ten Tournament title, an Elite Eight and an international gold medal on his résumé, 16th-year head coach Matt Painter is widely regarded as one of the brightest young minds in all of college basketball.
 - He was voted by his peers as the NABC National Coach of the Year after leading a team that started with a 6-5 record to the 2019 Elite Eight.
 - Painter was named the 2019 Big Ten Coach of the Year and has led Purdue to three straight Sweet 16 appearances.
 - Painter affirmed his long-term commitment to Purdue in October of 2018, agreeing to a two-year extension that will keep him in West Lafayette through at least the 2023-24 season. The deal features five, one-year extensions that go into effect through the 2028-29 season. Following the 2029 season, Painter will still only be 58 years old.
 - Painter enters the 2020-21 season third on the school's all-time wins list (337) behind legendary mentors, Gene Keady and Ward "Piggy" Lambert, both of whom have been inducted into the College Basketball Hall of Fame.
 - Has averaged almost 23 wins a season in his 15 years at Purdue. If you don't include the first transitional year (9-19 record), the average balloons to 24.0 wins per year over the last 14 seasons.
 - Has won at least 25 games in nine of his 16 seasons as a collegiate head coach.
 - Painter's four Big Ten Coach of the Year honors are the third most in league history (Gene Keady - 7; Bobby Knight - 5; Bo Ryan - 4).
 - Painter has averaged 11.1 wins per year in conference play, the fifth-best average in Big Ten Conference history.
 - Is one of just four active coaches to have won a Big Ten championship.
 - Painter's 11 NCAA Tournaments in the last 14 years are the eighth most in the country.
 - Purdue's five Sweet 16 appearances in the last 12 years are the ninth most nationally.
 - Coach Painter's 12 NCAA Tournaments are the most for a coach nationally under the age of 55 (as of April 1, 2021 - Painter is 50 years old).
 - Purdue has finished first or second in Big Ten play in seven of Painter's last 13 years.
 - Has had 63 Academic All-Big Ten honorees in his 15 previous years at Purdue.
 - Lastly, the five winningest classes in school history have come during the Painter era (2019, 2018, 2012, 2011, 2010).

YEAR-BY-YEAR COACHING RECORD

Year	School	Overall	Pct.	Conf.	Pct.	Postseason
2003-04	Southern Illinois	25-5	.833	17-1	.944	NCAA (0-1)
2005-06	Purdue	9-19	.321	3-13	.188	
2006-07	Purdue	22-12	.647	9-7	.563	NCAA (1-1)
2007-08	Purdue	25-9	.735	15-3	.833	NCAA (1-1)
2008-09	Purdue	27-10	.730	11-7	.611	NCAA (2-1)
2009-10	Purdue	29-6	.829	14-4	.778	NCAA (2-1)
2010-11	Purdue	26-8	.765	14-4	.778	NCAA (1-1)
2011-12	Purdue	22-13	.629	10-8	.556	NCAA (1-1)
2012-13	Purdue	16-18	.471	8-10	.444	CBI (1-1)
2013-14	Purdue	15-17	.469	5-13	.278	
2014-15	Purdue	21-13	.618	12-6	.667	NCAA (0-1)
2015-16	Purdue	26-9	.743	12-6	.667	NCAA (0-1)
2016-17	Purdue	27-8	.771	14-4	.778	NCAA (2-1)
2017-18	Purdue	30-7	.811	15-3	.833	NCAA (2-1)
2018-19	Purdue	26-10	.722	16-4	.800	NCAA (3-1)
2019-20	Purdue	16-15	.516	9-11	.450	
2020-21	Purdue	11-5	.688	6-3	.667	
Southern Illinois (1)		25-5	.833	17-1	.944	1 NCAA (0-1)
Purdue (16th)		348-179	.660	173-106	.620	11 NCAA (15-11)
Career (17th)		373-184	.669	190-107	.640	12 NCAA (15-12)
Postseason Record		27-26	.509			
MVC Tournament		1-1	.500			
Big Ten Tournament		11-13	.458			
NCAA Tournament		15-12	.556			
CBI Invitational		1-1	.500			

MISCELLANEOUS

MILESTONE VICTORIES

Win	Score	Opponent	Date
1	67-62	Wyoming	11-22-03
26	82-75	Wofford (1st win at Purdue)	11-19-05
50	62-38	Michigan State	2-7-07
100	49-45	Iowa	2-14-09
150	82-69	Northwestern	12-31-10
200	89-73	Minnesota	3-9-13
225	72-68	Minnesota (200th win at Purdue)	12-31-14
250	61-55	Wisconsin	12-29-15
300	86-61	IUPUI	12-10-17
325	84-46	Robert Morris (300th win at Purdue)	11-23-18
350	59-56	[20] VCU	11-29-19

PAINTER'S HOME RECORD AT PURDUE

Year	Non-Conf.	Big Ten	Overall
2005-06	6-0	3-5	9-5
2006-07	9-0	7-1	16-1
2007-08	7-1	9-0	16-1
2008-09	8-1	7-2	15-3
2009-10	7-0	7-2	14-2
2010-11	7-0	9-0	16-0
2011-12	8-0	5-4	13-4
2012-13	7-3	5-4	12-7
2013-14	8-0	4-5	12-5
2014-15	6-2	8-1	14-3
2015-16	9-0	8-1	17-1
2016-17	7-1	8-1	15-2
2017-18	8-0	8-1	16-1
2018-19	5-0	10-0	15-0
2019-20	5-1	6-4	11-5
2020-21	3-0	3-0	6-0
TOTALS	110-9 (.924)	107-31 (.775)	217-40 (.844)

ABOUT HEAD COACH MATT PAINTER

Born	Aug. 27, 1970
Hometown	Muncie, Indiana
High School	Delta High School
Degree	Purdue (1993); sociology
Master's	Eastern Illinois (1998); athletics administration

COACHING EXPERIENCE

Years	School, Position
1993-94	Wash. & Jefferson, asst. coach
1994-95	Barton College, asst. coach
1995-98	Eastern Illinois, asst. coach
1998-03	Southern Illinois, asst. coach
2003-04	Southern Illinois, head coach
2004-05	Purdue, associate head coach
2006-pres.	Purdue, head coach

PLAYING EXPERIENCE

Years	
1990-93	Purdue (Honorable mention All-Big Ten, 1993)

COACHING HONORS

2004	Missouri Valley Coach of the Year
2004	District V Coach of the Year (USBWA)
2008	Big Ten Coach of the Year
2008	District V Coach of the Year (USBWA)
2008	District 10 Coach of the Year (NABC)
2010	Big Ten Coach of the Year
2010	District V Coach of the Year (USBWA)
2010	District 7 Coach of the Year (NABC)
2011	Big Ten Coach of the Year
2011	District V Coach of the Year (USBWA)
2011	District 7 Coach of the Year (NABC)
2017	District V Coach of the Year (USBWA)
2019	NABC National Coach of the Year
2019	Big Ten Coach of the Year
2019	District V Coach of the Year (USBWA)
2019	District 7 Coach of the Year (NABC)

COACHING TREE

• Dru Anthrop	Los Angeles Lakers (video coordinator)
• Luke Brenneman	Mercer (director of operations)
• Joey Brooks	Nicholls State (assistant coach)
• D.J. Byrd	Mercer (assistant coach)
• Tarrance Crump	Missouri (graduate assistant)
• Greg Gary	Mercer (head coach)
• Kenneth Lowe	Miami, Ohio (assistant coach)
• Paul Lusk	Creighton (assistant coach)
• Cuonzo Martin	Missouri (head coach)
• Cowan Olinger	Miami, Ohio (director of operations)
• Jack Owens	Miami, Ohio (head coach)
• Rick Ray	Colorado (assistant coach)
• J.R. Reynolds	Miami, Ohio (assistant coach)
• Ryne Smith	Incarinate Word (assistant coach)
• P.J. Thompson	Purdue (graduate assistant)

NBA DRAFT PICKS UNDER PAINTER

2007	Carl Landry, 31st to Seattle
2011	JaJuan Johnson, 27th to Boston via New Jersey
2011	E'Twaun Moore, 55th overall to Boston
2012	Robbie Hummel, 58th to Minnesota
2016	A.J. Hammons, 46th to Dallas
2017	Caleb Swanigan, 26th to Portland
2018	Vince Edwards, 52nd to Houston via Utah
2019	Carsen Edwards, 33rd to Boston via Philadelphia

ALL-AMERICANS UNDER PAINTER

2010	Robbie Hummel, 2nd (NABC) / HM (AP)
2010	E'Twaun Moore, HM (AP)
2011	JaJuan Johnson, Consensus
2011	E'Twaun Moore, 3rd (NABC) / HM (AP)
2012	Robbie Hummel, HM (AP)
2016	A.J. Hammons, HM (AP)
2017	Caleb Swanigan, Consensus
2018	Carsen Edwards, 2nd (NABC) / 3rd (Sporting News)
2018	Isaac Haas, HM (AP)
2019	Carsen Edwards, Consensus (2nd team)

GAME 17 // PURDUE vs. MICHIGAN // JANUARY 22, 2021

WINS OVER TOP-25 TEAMS (52)				PAINTER AMONG THE NATION'S BEST					NCAA DIVISION I ACTIVE WINS LIST (55 or younger)								
Date	Opponent	Site	Score	WINS PER SEASON IN BIG TEN PLAY					NCAA DIVISION I ACTIVE WINS LIST (55 or younger)								
2-11-06	[22] Michigan	Home	84-70	Avg.	Coach	School	Wins	Years	Wins	Coach	School	Age*	Wins / Yr.**				
11-29-06	[25] Virginia	Home	61-59	12.3	Bo Ryan	Wisconsin	172	2002-15	427	Tommy Amaker	Harvard	55	18.6				
2-15-07	[24] Indiana	Home	81-68	12.2	Bob Knight	Indiana	353	1972-00	421	Jamie Dixon	TCU	55	24.2				
12-15-07	[22] Louisville	Indianapolis, Ind.	67-59	12.1	Tom Izzo	Michigan State	302	1996-pres.	415	Sean Miller	Arizona	52	25.3				
1-26-08	[11] Wisconsin	Home	60-56	11.5	Thad Matta	Ohio State	150	2005-17	395	Mick Cronin	UCLA	49	22.6				
2-9-08	[8] Wisconsin	Away	72-67	11.1	Matt Painter	Purdue	167	2006-pres.	392	Tom Crean	Georgia	55	19.2				
2-12-08	[10] Michigan State	Home	60-54	10.6	Gene Keady	Purdue	265	1981-05	377	Scott Drew	Baylor	50	20.2				
12-20-08	[22] Davidson	Indianapolis, Ind.	76-58	* - Minimum 100 wins. / Through 2019-20 season.					373	Matt Painter	Purdue	50	22.6				
1-22-09	[21] Minnesota	Away	70-62	ACTIVE BIG TEN COACHES TO WIN A CHAMPIONSHIP					361	Brad Brownell	Clemson	52	19.6				
2-17-09	[6] Michigan State	Home	72-54	Coach	School	RS	Tourn.	360	Travis Ford	Saint Louis	51	17.7					
3-21-09	[15] Washington	Portland, Ore. (NCAA)	76-74	Tom Izzo	Michigan State	10	6	355	Tony Bennett	Virginia	51	24.8					
11-23-09	[9] Tennessee	St. Thomas, US Virgin Islands	73-72	Matt Painter	Purdue	3	1	► Through games played Jan. 20, 2021.									
1-1-10	[6] West Virginia	Home	77-62	Greg Gard	Wisconsin	1		* - Min. 5 years as D-I coach // age as of April 1, 2021.									
1-28-10	[16] Wisconsin	Home	60-57	Mark Turgeon	Maryland	1		** - Wins per year entering the 2020-21 season.									
2-9-10	[10] Michigan State	Away	76-64	NCAA TOURNAMENTS BY BIG TEN COACHES					MOST APPEARANCES IN NCAA TOURNAMENT*								
2-17-10	[9] Ohio State	Away	60-57	App.	Coach	Current School	Total Yrs.	NCAAs	Coach	School	Age*	Yrs.					
3-21-10	[23] Texas A&M	Spokane, Wash. (NCAA)	63-61	22	Tom Izzo	Michigan State	25	35	Mike Krzyzewski	Duke	74	46					
1-22-11	[17] Michigan State	Home	86-76	12	Matt Painter	Purdue	16	34	Jim Boeheim	Syracuse	76	45					
1-29-11	[16] Minnesota	Home	73-61	9	Mark Turgeon	Maryland	20	29	Roy Williams	North Carolina	70	33					
2-16-11	[10] Wisconsin	Home	70-62	5	Fran McCaffery	Iowa	24	24	Rick Barnes	Tennessee	66	34					
2-20-11	[2] Ohio State	Home	76-63	9	Chris Holtmann	Ohio State	9	22	Tom Izzo	Michigan State	66	26					
2-25-12	[11] Michigan	Away	75-61	4	Fred Hoiberg	Nebraska	6	21	Bill Self	Kansas	58	28					
3-16-12	[24] Saint Mary's	Omaha, Neb. (NCAA)	72-69	4	Brad Underwood	Illinois	7	20	Mark Few	Gonzaga	58	22					
1-2-13	[11] Illinois	Home	68-61	4	Archie Miller	Indiana	9	20	John Calipari	Kentucky	62	29					
3-3-13	[17] Wisconsin	Away	69-56	3	Greg Gard	Wisconsin	5	18	Tubby Smith	High Point	69	30					
1-24-15	[25] Iowa	Home	67-63	2	Jim Ferry	Penn State	15	16	Lon Kruger	Oklahoma	68	35					
1-28-15	[22] Indiana	Home	83-67	2	Richard Pitino	Minnesota	8	16	Jay Wright	Villanova	59	27					
2-4-15	[20] Ohio State	Home	60-58	1	Chris Collins	Northwestern	7	14	Mike Brey	Notre Dame	62	26					
2-6-16	[8] Michigan State	Home	82-81	1	Steve Pikiell	Rutgers	15	14	Dana Altman	Oregon	62	33					
2-27-16	[10] Maryland	Home	83-79	0	Juwan Howard	Michigan	1	12	Matt Painter	Purdue	50	17					
12-17-16	[21] Notre Dame	Indianapolis, Ind.	86-81	* - While coaching at all schools. / Entering 2020-21 season.					12	Bruce Weber	Kansas State	64	23				
1-8-17	[13] Wisconsin	Home	66-55	WINS AT PURDUE					11	Sean Miller	Arizona	52	17				
2-1-17	[25] Northwestern	Home	80-59	Coach	Yrs.	Gms.	W	L	Pct.	11	Jamie Dixon	TCU	55	18			
2-4-17	[17] Maryland	Away	73-72	Gene Keady	25	782	512	270	.655	► Entering 2020-21 season.							
3-18-17	[17] Iowa State	Milwaukee, Wis. (NCAA)	80-76	Ward Lambert	29	523	371	152	.709	* - Active coaches // age as of April 1, 2021							
11-24-17	[2] Arizona	Paradise Island, Bahamas	89-64	Matt Painter	16th	527	348	179	.660								
11-28-17	[17] Louisville	Home	66-57	GAMES COACHED AT PURDUE													
1-25-18	[25] Michigan	Home	92-88	Coach	Yrs.	Gms.	W	L	Pct.								
12-6-18	[23] Maryland	Home	62-60	Gene Keady	25	782	512	270	.655								
1-3-19	[25] Iowa	Home	86-70	Matt Painter	16th	527	348	179	.660								
1-19-19	[25] Indiana	Home	70-55	Ward Lambert	29	523	371	152	.709								
1-27-19	[6] Michigan State	Home	73-63														
3-23-19	[23] Villanova	Hartford, Conn. (NCAA)	87-61														
3-28-19	[6] Tennessee	Louisville, Ky. (NCAA)	99-94														
11-29-19	[20] VCU	Destin, Fla.	59-56														
12-4-19	[5] Virginia	Home	69-40														
1-12-20	[8] Michigan State	Home	71-42														
2-5-20	[17] Iowa	Home	104-68														
3-3-20	[18] Iowa	Away	77-68														
12-16-20	[20] Ohio State	Home	67-60														
1-8-21	[23] Michigan State	Away	55-54														
1-19-21	[15] Ohio State	Away	67-65														
Most wins vs. ranked team:				Michigan State - 8													
Best record (min. 4 games):				Wisconsin (6-7; 429)													
Worst record (min. 4 games):				Ohio State (4-12; 250)													
RECORD BREAKDOWN																	
Year	Overall	Big Ten	Non-Con.*	B1G Tour.	NCAAs	Home	Road	Neutral	vs. Top-25	Unranked	Nov.	Dec.	Jan.	Feb.	March	Longest W Streak	
	W-L	W-L	W-L	W-L	W-L	W-L	W-L	W-L	W-L	W-L	W-L	W-L	W-L	W-L	W-L	W-L	
2005-06	9-19	3-13	6-5	0-1	0-0	9-5	0-11	0-3	1-7	8-12	2-2	4-3	1-7	2-4	0-3		3 (Dec. 17-28)
2006-07	22-12	9-7	11-3	1-1	1-1	16-1	2-7	4-4	2-7	20-5	5-1	6-2	3-5	5-2	3-2		6 (Nov. 21-Dec. 9)
2007-08	25-9	15-3	9-4	0-1	1-1	16-1	6-5	3-3	4-4	21-5	3-1	6-3	7-1	6-1	3-3		11 (Jan. 12-Feb. 16)
2008-09	27-10	11-7	11-2	3-0	2-1	15-3	5-5	7-2	4-5	23-5	5-1	6-2	6-1	5-3	5-3		6 (Two Times)
2009-10	29-6	14-4	12-0	1-1	2-1	14-2	8-2	7-2	6-3	23-3	5-0	7-0	6-3	6-1	5-2		14 (Nov. 13-Jan. 5)
2010-11	26-8	14-4	11-2	0-1	1-1	16-0	7-5	3-3	4-2	22-6	5-1	8-0	5-3	6-1	2-3		10 (Dec. 1-Jan. 9)
2011-12	22-13	10-8	10-3	1-1	1-1	13-4	5-5	4-4	2-10	20-3	7-1	5-2	3-4	5-3	2-3		4 (Nov. 11-18)
2012-13	16-18	8-10	7-6	0-1	0-0	12-7	4-7	0-4	2-8	14-10	3-3	3-3	5-4	2-5	3-3		3 (Two Times)
2013-14	15-17	5-13	10-3	0-1	0-0	12-5	2-8	1-4	0-9	15-8	5-2	5-2	3-4	2-5	0-4		5 (Nov. 8-24)
2014-15	21-13	12-6	8-5	1-1	0-1	14-3	4-6	3-4	3-4	18-9	5-1	4-4	5-3	5-1	2-4		4 (Two Times)
2015-16	26-9	12-6	12-1	2-1	0-1	17-1	5-5	4-3	2-5	24-4	6-0	7-1	6-3	3-3	4-2		11 (Nov. 13-Dec. 12)
2016-17	27-8	14-4	11-2	0-1	2-1	15-2	6-4	6-2	5-3	22-5	5-2	7-0	5-3	7-1	3-2		7 (Dec. 3-28)
2017-18	30-7	15-3	11-2	2-1	2-1	16-1	8-2	6-4	3-4	27-3	6-2	7-0	9-0	4-3	4-2		19 (Nov. 24-Feb. 3)
2018-19	26-10	16-4	7-4	0-1	3-1	15-0	6-6	5-4	6-6	20-4	5-2	3-3	7-1	6-1	5-3		8 (Jan. 11-Feb. 9)
2019-20	16-15	9-11	7-4	CANC.	CANC.	11-5	4-8	1-2	5-6	11-9	4-3	4-2	3-5	4-4	1-1		3 (Twice)
2020-21	11-5	6-3	5-2			6-0	3-4	2-1	3-3	8-2	1-1	6-3	4-1				4 (Jan. 8-present)
TOTALS	348-179	173-106	148-48	11-13	15-11	217-40	75-90	56-49	52-86	296-93	72-23	88-30	78-48	68-38	42-40		19 games
PCT.	.660	.620	.755	.458	.577	.844	.455	.533	.377	.761	.758	.746	.619	.642	.512		
STREAK	W-4	W-4	W-2	L-2	L-1	W-6	W-3	W-1	W-2	W-5	L-1	L-1	W-4	W-1	L-1		
* - Denotes regular-season non-conference play. Does not include postseason opponents.																	
PURDUESPORTS.COM @BOILERBALL																	

2020-21 RESULTS / LEADERS

Overall Record: 11-5 Home: 6-0 Away: 3-4 Neutral: 2-1
 Big Ten Record: 6-3 Home: 3-0 Away: 3-3

Date	Opponent	W/L	Score	High Scorer	High Rebounds	High Assists	High Steals	High Blocks	Attend.
Nov. 25	1 vs. Liberty	W	77-64	Edey (19)	Williams (11)	Stefanovic, Williams (5)	Five Players (1)	Newman, Williams (1)	—
Nov. 26	1 vs. Clemson	L	70-81	Edey (17)	Edey, Williams (8)	Morton (5)	Newman (2)	Edey (2)	—
Dec. 1	Oakland	W	93-50	Newman (21)	Williams (14)	Stefanovic (7)	Four Players (1)	Williams (1)	200
Dec. 4	Valparaiso	W	68-61	Stefanovic (19)	Williams (11)	Stefanovic, Wheeler (3)	Gillis (2)	Edey (1)	200
Dec. 8	2 at Miami	L	54-58	Edey (15)	Williams (7)	Gillis (3)	Newman, Williams (2)	Wheeler (2)	—
Dec. 12	Indiana State	W	80-68	Williams (30)	Wheeler (13)	Hunter Jr. (5)	Three Players (1)	Wheeler (4)	200
Dec. 16	* [20] Ohio State	W	67-60	Williams (16)	Williams (9)	Williams (8)	Wheeler (3)	Edey (2)	250
Dec. 19	3 vs. Notre Dame	W	88-78	Hunter Jr., Stefanovic (18)	Gillis (9)	Hunter Jr. (8)	Hunter Jr. (3)	Newman, Stefanovic (1)	—
Dec. 22	* at [4] Iowa	L	55-70	Williams (14)	Williams (9)	Hunter Jr. (5)	Six Players (1)	Williams (3)	536
Dec. 25	* Maryland	W	73-70	Newman (17)	Williams (8)	Ivey (4)	Three Players (1)	Edey (2)	250
Dec. 29	* at [14] Rutgers	L	76-81	Williams (21)	Williams (12)	Gillis, Newman (3)	Stefanovic, Wheeler (1)	Ivey, Williams (1)	—
Jan. 2	* at [15] Illinois	L	58-66	Newman, Williams (14)	Williams (8)	Hunter Jr. (4)	Hunter Jr. (2)	Edey (3)	—
Jan. 5	* Nebraska	POSTPONED							
Jan. 8	* at [23] Michigan State	W	55-54	Williams (26)	Williams (9)	Hunter Jr. (4)	Hunter Jr., Wheeler (1)	Newman (2)	—
Jan. 14	* at Indiana	W	81-69	Williams (22)	Williams (10)	Hunter Jr. (4)	Newman (2)	Newman (1)	—
Jan. 17	* Penn State	W	80-72	Stefanovic (15)	Williams (11)	Hunter Jr. (5)	Gillis (2)	Newman (3)	250
Jan. 19	* at [15] Ohio State	W	67-65	Williams (16)	Williams (7)	Ivey (2)	Stefanovic (2)	Edey (1)	—
Jan. 22	* Michigan								
Jan. 30	* Minnesota								
Feb. 2	* at Maryland								
Feb. 6	* Northwestern								
Feb. 11	* at Minnesota								
Feb. 16	* Michigan State								
Feb. 20	* at Nebraska								
Feb. 26/27	* at Penn State								
Mar. 2	* Wisconsin								
Mar. 6	* Indiana								
Mar. 10-14	4 Big Ten Tournament								

- * Denotes Big Ten Conference game
 1 Denotes Space Coast Challenge (Melbourne, Fla.)
 2 Denotes ACC / Big Ten Challenge (Miami, Fla.)
 3 Denotes Crossroads Classic (Indianapolis, Ind.)
 4 Denotes Big Ten Tournament (Chicago, Ill.)

2019-20 MARGINS OF VICTORY

	1	2	3	4	5	6	7	8	9	10	11	12	13	14	15	16	17	18	19	20	21	22	23	24	25+
Purdue	1	1	1				2	1		1		2	1												1
Opponents				1	1			1			1				1										

LARGEST LEADS / DEFICITS

WHEN LEADING

Largest Margin of Victory	43 (93-50) vs. Oakland (12-1-20)
Largest Overall Lead	46 (92-46; 0:48 2nd) vs. Oakland (12-1-20)
Largest Halftime Lead	22 (49-27) vs. Oakland (12-1-20)
Largest Lead in a Loss	20 (32-12; 2:08 1st) vs. Miami (12-8-20)
Largest Halftime Lead in a Loss	18 (32-14) vs. Miami (12-8-20)
Largest Purdue Run	19 vs. [15] Illinois (1-2-21)

WHEN TRAILING

Largest Margin of Defeat	15 (55-70) vs. [4] Iowa (12-22-20)
Largest Overall Deficit	17 (16-33; 19:06 2nd) vs. [23] Michigan State (1-8-21)
Largest Halftime Deficit	15 (16-31) vs. [23] Michigan State (1-8-21)
Largest Deficit Overcome in a Win	17 (16-33; 19:06 2nd) vs. [23] Michigan State (1-8-21)
Largest Halftime Deficit in a Win	15 (16-31) vs. [23] Michigan State (1-8-21)
Largest Opponent Run	13 by [23] Michigan State (1-8-21)

GAME 17 // PURDUE vs. MICHIGAN // JANUARY 22, 2021

2020-21 OVERALL STATISTICS

Game Records

Record	Overall	Home	Away	Neutral
ALL GAMES	11-5	6-0	3-4	2-1
CONFERENCE	6-3	3-0	3-3	0-0
NON-CONFERENCE	5-2	3-0	0-1	2-1

Score by Periods

Team	1st	2nd	OT	TOT
Purdue	539	603	0	1142
Opponents	521	546	0	1067

Team Box Score

No.	Player				Total		3-Point		F-Throw		Rebounds													
		GP-GS	MIN	AVG	FG-FGA	FG%	3FG-FGA	3FG%	FT-FTA	FT%	OFF	DEF	TOT	AVG	PF	DQ	A	TO	BLK	STL	PTS	AVG		
50	WILLIAMS, Trevion	16-14	393:41	24.6	107-198	.540	0-3	.000	32-67	.478	56	96	152	9.5	47	2	35	38	9	9	246	15.4		
55	STEFANOVIC, Sasha	16-16	498:56	31.2	52-113	.460	41-90	.456	32-40	.800	2	49	51	3.2	34	1	38	20	1	9	177	11.1		
2	HUNTER JR., Eric	12-11	356:06	29.7	41-116	.353	16-51	.314	28-32	.875	9	24	33	2.8	24	0	40	26	0	12	126	10.5		
5	NEWMAN, Brandon	16-16	408:51	25.6	52-122	.426	23-60	.383	19-20	.950	7	49	56	3.5	35	1	27	25	8	13	146	9.1		
15	EDEY, Zach	16-2	232:29	14.5	48-83	.578	0-0	.000	34-50	.680	22	41	63	3.9	40	1	3	26	15	2	130	8.1		
23	IVEY, Jaden	11-0	181:55	16.5	30-76	.395	7-33	.212	12-23	.522	6	23	29	2.6	16	0	14	7	1	4	79	7.2		
0	GILLIS, Mason	16-11	327:46	20.5	28-60	.467	11-36	.306	14-16	.875	17	33	50	3.1	39	1	18	16	1	7	81	5.1		
11	THOMPSON, Isaiah	16-5	313:16	19.6	24-55	.436	15-37	.405	16-22	.727	8	16	24	1.5	15	0	22	11	0	4	79	4.9		
1	WHEELER, Aaron	16-5	319:13	20.0	24-62	.387	10-39	.256	3-5	.600	15	62	77	4.8	33	1	22	19	10	11	61	3.8		
14	WULBRUN, Jared	1-0	03:23	3.4	1-1	1.000	1-1	1.000	0-0	.000	0	0	0	0.0	0	0	1	0	0	0	3	3.0		
21	FROST, Matt	1-0	03:23	3.4	1-1	1.000	1-1	1.000	0-0	.000	0	0	0	0.0	0	0	1	0	0	0	3	3.0		
25	MORTON, Ethan	16-0	157:39	9.9	4-18	.222	3-13	.231	0-0	.000	2	10	12	0.8	7	0	17	11	1	1	11	0.7		
22	MARTIN, Chase	1-0	03:23	3.4	0-1	.000	0-1	.000	0-0	.000	0	0	0	0.0	0	0	0	0	0	0	0	0.0		
Team											24	28	52				11							
Total		16	3200		412-906	.455	128-365	.351	190-275	.691	168	431	599	37.4	290	7	238	210	46	72	1142	71.4		
Opponents		16	3200		369-891	.414	132-419	.315	197-296	.666	131	366	497	31.1	295	6	229	179	51	96	1067	66.7		

Team Statistics

	PURDUE	OPP
Scoring	1142	1067
Points per game	71.4	66.7
Scoring margin	+4.7	-
Field goals-att	412-906	369-891
Field goal pct	.455	.414
3 point fg-att	128-365	132-419
3-point FG pct	.351	.315
3-pt FG made per game	8.0	8.3
Free throws-att	190-275	197-296
Free throw pct	.691	.666
F-Throws made per game	11.9	12.3
Rebounds	599	497
Rebounds per game	37.4	31.1
Rebounding margin	+6.4	-
Assists	238	229
Assists per game	14.9	14.3
Turnovers	210	179
Turnovers per game	13.1	11.2
Turnover margin	-1.9	-
Assist/turnover ratio	1.1	1.3
Steals	72	96
Steals per game	4.5	6.0
Blocks	46	51
Blocks per game	2.9	3.2
Winning streak	4	-
Home win streak	6	-
Attendance	1068	703
Home games-Avg/Game	6-178	7-100
Neutral site-Avg/Game	-	3-0

Team Results

Date	Opponent		Score	Att.
11/25/2020	vs Liberty	W	77-64	0
11/26/2020	vs Clemson	L	70-81	0
12/01/2020	Oakland	W	93-50	0
12/04/2020	Valparaiso	W	68-61	200
12/08/2020	at Miami (FL)	L	54-58	0
12/12/2020	Indiana St.	W	80-68	200
12/16/2020	Ohio St.	W	67-60	250
12/19/2020	vs Notre Dame	W	88-78	0
12/22/2020	at Iowa	L	55-70	536
12/25/2020	Maryland	W	73-70	250
12/29/2020	at Rutgers	L	76-81	0
01/02/2021	at Illinois	L	58-66	167
01/08/2021	at Michigan St.	W	55-54	0
01/14/2021	at Indiana	W	81-69	0
01/17/2021	Penn St.	W	80-72	168
01/19/2021	at Ohio St.	W	67-65	0

2020-21 BIG TEN STATISTICS

Game Records

Record	Overall	Home	Away	Neutral
ALL GAMES	6-3	3-0	3-3	0-0
CONFERENCE	6-3	3-0	3-3	0-0
NON-CONFERENCE	0-0	0-0	0-0	0-0

Score by Periods

Team	1st	2nd	OT	TOT
Purdue	283	329	0	612
Opponents	307	300	0	607

Team Box Score

No.	Player				Total		3-Point		F-Throw		Rebounds													
		GP-GS	MIN	AVG	FG-FGA	FG%	3FG-FGA	3FG%	FT-FTA	FT%	OFF	DEF	TOT	AVG	PF	DQ	A	TO	BLK	STL	PTS	AVG		
50	WILLIAMS, Trevion	9-8	225:24	25.0	65-113	.575	0-2	.000	22-43	.512	30	53	83	9.2	24	0	20	20	6	3	152	16.9		
55	STEFANOVIC, Sasha	9-9	277:39	30.9	27-64	.422	17-47	.362	16-19	.842	1	31	32	3.6	22	1	16	12	0	7	87	9.7		
2	HUNTER JR., Eric	9-9	261:51	29.1	27-79	.342	10-34	.294	20-24	.833	7	18	25	2.8	18	0	27	23	0	7	84	9.3		
5	NEWMAN, Brandon	9-9	224:27	24.9	29-67	.433	12-33	.364	13-14	.929	2	34	36	4.0	20	0	9	17	6	6	83	9.2		
23	IVEY, Jaden	9-0	151:17	16.8	23-64	.359	6-30	.200	11-20	.550	6	19	25	2.8	12	0	13	5	1	3	63	7.0		
15	EDEY, Zach	9-1	127:23	14.2	15-37	.405	0-0	.000	11-19	.579	10	24	34	3.8	16	0	2	8	10	1	41	4.6		
0	GILLIS, Mason	9-9	199:58	22.2	12-31	.387	4-20	.200	11-12	.917	9	16	25	2.8	26	1	10	8	1	3	39	4.3		
11	THOMPSON, Isaiah	9-0	128:00	14.2	11-21	.524	7-15	.467	5-8	.625	5	9	14	1.6	6	0	8	3	0	1	34	3.8		
1	WHEELER, Aaron	9-0	154:45	17.2	10-23	.435	6-18	.333	0-0	.000	5	26	31	3.4	21	1	8	10	3	7	26	2.9		
25	MORTON, Ethan	9-0	49:16	5.5	1-3	.333	1-3	.333	0-0	.000	0	4	4	0.4	2	0	1	0	0	0	3	0.3		
Team											14	15	29				6							
Total		9	1800		220-502	.438	63-202	.312	109-159	.686	89	249	338	37.6	167	3	114	112	27	38	612	68.0		
Opponents		9	1800		212-513	.413	76-232	.328	107-171	.626	84	224	308	34.2	171	4	126	88	35	51	607	67.4		

Team Statistics

	PURDUE	OPP
Scoring	612	607
Points per game	68.0	67.4
Scoring margin	+0.6	-
Field goals-att	220-502	212-513
Field goal pct	.438	.413
3 point fg-att	63-202	76-232
3-point FG pct	.312	.328
3-pt FG made per game	7.0	8.4
Free throws-att	109-159	107-171
Free throw pct	.686	.626
F-Throws made per game	12.1	11.9
Rebounds	338	308
Rebounds per game	37.6	34.2
Rebounding margin	+3.3	-
Assists	114	126
Assists per game	12.7	14.0
Turnovers	112	88
Turnovers per game	12.4	9.8
Turnover margin	-2.7	-
Assist/turnover ratio	1.0	1.4
Steals	38	51
Steals per game	4.2	5.7
Blocks	27	35
Blocks per game	3.0	3.9
Winning streak	4	-
Home win streak	3	-
Attendance	668	703
Home games-Avg/Game	3-223	6-117
Neutral site-Avg/Game	-	0-0

Team Results

Date	Opponent		Score	Att.
12/16/2020	Ohio St.	W	67-60	250
12/22/2020	at Iowa	L	55-70	536
12/25/2020	Maryland	W	73-70	250
12/29/2020	at Rutgers	L	76-81	0
01/02/2021	at Illinois	L	58-66	167
01/08/2021	at Michigan St.	W	55-54	0
01/14/2021	at Indiana	W	81-69	0
01/17/2021	Penn St.	W	80-72	168
01/19/2021	at Ohio St.	W	67-65	0

GAME 17 // PURDUE vs. MICHIGAN // JANUARY 22, 2021

PURDUE 67, [15] OHIO STATE 65 (Last Box Score)



Official Basketball Box Score - Final

Purdue at Ohio State

01/19/21 Value City Arena, Columbus, OH
2020-21 Men's Basketball

Game Time: 6:35 PM

Game Duration: 2:10

Officials: DJ Carstensen, Lewis Garrison, Steve McJunkins

Purdue - 67

Record: 11-5 (6-3)

NO. Name	Min	FG			3P			FT			Rebounds			Fouls		TP	AS	TO	ST	Blocks		+/-
		M-A	M-A	M-A	OR	DR	TOT	PF	FD		OR	DR	TOT	PF	FD					BS	BA	
0 Mason Gillis	F 15:51	0-0	0-0	0-0	1	0	1	5	1							0	0	1	0	0	0	-11
50 Trevion Williams	F 20:58	7-13	0-1	2-4	2	5	7	2	2							16	1	2	1	0	1	6
2 Eric Hunter Jr.	G 32:37	3-9	1-3	1-2	1	3	4	2	1							8	0	1	1	0	0	-2
5 Brandon Newman	G 17:05	0-2	0-2	0-0	0	0	0	1	2							0	0	1	1	0	0	0
55 Sasha Stefanovic	G 28:32	5-9	1-5	4-4	0	4	4	1	4							15	0	2	2	0	0	2
15 Zach Edey	19:04	3-5	0-0	2-4	1	4	5	2	3							8	0	0	0	1	0	-5
23 Jaden Ivey	26:49	6-12	2-6	1-3	1	3	4	1	3							15	2	2	0	0	1	0
25 Ethan Morton	03:07	0-0	0-0	0-0	0	2	2	0	0							0	0	0	0	0	0	0
1 Aaron Wheeler	24:01	1-2	0-1	0-0	1	4	5	4	1							2	1	1	0	0	0	13
11 Isaiah Thompson	11:56	1-2	1-2	0-0	0	1	1	0	1							3	0	0	0	0	0	7
Team																0						
Totals		26-54	5-20	10-17	9	29	38	18	18							67	4	10	5	1	2	2

Shooting By Period			
1st FG%	12-26	46.2%	
3PT%	2-12	16.7%	
FT%	5-9	55.6%	
2nd FG%	14-28	50.0%	
3PT%	3-8	37.5%	
FT%	5-8	62.5%	
GM FG%	26-54	48.1%	
3PT%	5-20	25.0%	
FT%	10-17	58.8%	

Dead Ball Rebounds: 4, 0

Technical Fouls::NONE

Ohio State - 65

Record: 11-4 (5-4)

NO. Name	Min	FG			3P			FT			Rebounds			Fouls		TP	AS	TO	ST	Blocks		+/-
		M-A	M-A	M-A	OR	DR	TOT	PF	FD		OR	DR	TOT	PF	FD					BS	BA	
10 Justin Ahrens	F 34:32	3-9	3-9	3-3	0	4	4	3	1							12	0	0	0	0	0	0
14 Justice Sueing	F 31:27	2-8	2-4	2-2	2	2	4	1	4							8	1	1	0	0	0	0
25 Kyle Young	F 27:59	3-7	1-3	0-0	2	3	5	2	1							7	3	1	0	1	0	7
32 E.J. Liddell	F 30:10	3-7	1-4	4-7	3	4	7	3	9							11	0	1	1	0	0	-4
4 Duane Washington Jr.	G 33:03	7-14	6-9	1-2	0	3	3	3	1							21	6	5	0	0	1	3
23 Zed Key	09:50	1-2	0-0	1-2	1	0	1	3	1							3	0	0	0	0	0	2
3 Eugene Brown III	03:41	0-1	0-1	0-0	0	0	0	0	0							0	1	0	0	1	0	-3
0 Meechie Johnson Jr.	11:46	0-2	0-2	0-1	0	1	1	0	1							0	0	0	0	0	0	-8
31 Seth Towns	15:46	1-2	1-2	0-0	0	1	1	2	0							3	0	1	1	0	0	-8
2 Musa Jallow	01:46	0-1	0-1	0-0	0	0	0	1	0							0	0	0	0	0	0	1
Team																0			2			
Totals		20-53	14-35	11-17	8	22	30	18	18							65	11	11	2	2	1	-2

Shooting By Period			
1st FG%	11-29	37.9%	
3PT%	9-22	40.9%	
FT%	6-9	66.7%	
2nd FG%	9-24	37.5%	
3PT%	5-13	38.5%	
FT%	5-8	62.5%	
GM FG%	20-53	37.7%	
3PT%	14-35	40.0%	
FT%	11-17	64.7%	

Dead Ball Rebounds: 2, 0

Technical Fouls::NONE

	PUR	OSU							
Biggest lead	4 (1 st 18:59)	11 (1 st 5:21)	Points from	PUR	OSU	Period by Period Scoring			
Best Scoring Run	8(2 nd 0:05)	11(1 st 5:21)	Turnovers	15	8		1st	2nd	TOT
Lead Changes	8		Paint	36	8	PUR	31	36	67
Times Tied	4		Second Chance	6	10				
Time with Lead	02:45	35:02	Fast Breaks	3	6	OSU	37	28	65
			Bench	28	6				

2020-21 GAME-BY-GAME COMPARISON

Team	W/L	FG-FGA	Pct.	3P-3PA	Pct.	FT-FTA	Pct.	O-D	Reb.	PF	A	TO	B	S	1st	2nd	OT	Pts.	PPP
Purdue	W	31-53	.585	9-18	.500	6-11	.545	5-25	30	18	20	16	2	5	39	38		77	1.15
Liberty		21-52	.404	11-32	.344	11-16	.688	7-17	24	14	15	13	1	6	32	32		64	0.96
Purdue	L	26-58	.448	9-21	.429	9-11	.818	13-24	37	16	11	22	3	4	28	42		70	0.95
Clemson		29-59	.492	10-28	.357	13-15	.867	4-20	24	17	16	13	1	13	36	45		81	1.09
Purdue	W	33-60	.550	17-32	.531	10-11	.909	13-27	40	14	27	12	1	4	49	44		93	1.45
Oakland		18-54	.333	3-21	.143	11-16	.688	10-11	21	12	11	13	0	8	27	23		50	0.78
Purdue	W	19-54	.352	6-23	.261	24-37	.649	11-23	34	21	13	9	1	4	23	45		68	0.99
Valparaiso		19-46	.413	8-26	.308	15-19	.789	4-28	32	32	13	17	3	3	34	27		61	0.88
Purdue	L	21-60	.350	4-25	.160	8-10	.800	13-27	40	23	11	14	2	8	32	22		54	0.82
Miami		20-47	.426	1-17	.059	17-29	.586	7-26	33	14	12	13	5	7	14	44		58	0.88
Purdue	W	30-54	.556	6-16	.375	14-21	.667	12-28	40	13	22	19	8	3	38	42		80	1.11
Indiana State		26-59	.441	7-22	.318	9-13	.692	6-18	24	21	15	13	2	7	29	39		68	0.94
Purdue	W	25-53	.472	6-20	.300	11-13	.846	9-27	36	19	16	16	3	9	38	29		67	1.00
[20] Ohio State		22-58	.379	6-24	.250	10-13	.769	10-20	30	18	14	13	3	6	33	27		60	0.90
Purdue	W	32-65	.492	14-28	.500	10-15	.667	12-28	40	18	20	6	2	6	47	41		88	1.29
Notre Dame		24-61	.393	16-41	.390	14-17	.824	9-22	31	14	21	9	4	1	42	36		78	1.15
Purdue	L	23-58	.397	8-25	.320	1-3	.333	9-26	35	16	17	14	3	6	27	28		55	0.85
[4] Iowa		24-56	.429	12-34	.353	10-14	.714	9-28	37	10	21	11	4	6	37	33		70	1.08
Purdue	W	26-57	.456	10-22	.455	11-17	.647	10-31	41	18	16	10	3	3	41	32		73	1.11
Maryland		25-58	.431	10-28	.357	10-21	.476	6-25	31	18	14	5	3	5	28	42		70	1.06
Purdue	L	29-59	.492	7-26	.269	11-14	.786	9-24	33	15	14	8	2	2	34	42		76	1.19
[14] Rutgers		28-56	.500	11-21	.524	14-17	.824	7-24	31	17	12	6	3	7	40	41		81	1.27
Purdue	L	22-56	.393	7-16	.438	7-12	.583	6-27	33	20	11	14	4	3	23	35		58	0.84
[15] Illinois		25-52	.481	7-20	.350	9-22	.409	6-33	39	15	17	12	6	6	33	33		66	0.96
Purdue	W	19-56	.339	3-24	.125	14-19	.737	16-21	37	21	9	14	3	2	16	39		55	0.90
[23] Michigan State		16-41	.390	3-13	.231	19-25	.760	7-24	31	22	12	14	9	4	31	23		54	0.89
Purdue	W	25-47	.532	11-17	.647	20-31	.645	7-31	38	24	15	14	1	3	40	41		81	1.16
Indiana		25-57	.439	3-18	.167	16-29	.552	8-22	30	27	14	9	2	8	36	33		69	0.99
Purdue	W	25-62	.403	6-32	.188	24-33	.727	14-33	47	16	12	12	7	5	33	47		80	1.08
Penn State		27-82	.329	10-39	.256	8-13	.615	23-26	49	27	11	7	3	7	32	40		72	0.97
Purdue	W	26-54	.481	5-20	.250	10-17	.588	9-29	38	18	4	10	1	5	31	36		67	1.05
[15] Ohio State		20-53	.377	14-35	.400	11-17	.647	8-22	30	18	11	11	2	2	37	28		65	1.02

GAME 17 // PURDUE vs. MICHIGAN // JANUARY 22, 2021

MISCELLANEOUS SINGLE-GAME INFORMATION																			
Date	Opponent	Biggest Lead		Lead Chang.	Ties	----Time In the Lead----			Biggest Run		Paint	Off TO	2nd-ch.	Bench	Starters	Fr.	So.	Jr.	Sr.
		PU	Opp.			PU	Opp.	Tied	PU	Opp.									
Nov. 25	vs. Liberty	13	2	3	2	35:30	2:20	2:10	7	6	36 / 14	17 / 10	8 / 0	34 / 9	43 / 55	44	7	26	0
Nov. 26	vs. Clemson	1	15	2	4	0:38	35:50	3:32	6	11	32 / 30	21 / 24	13 / 3	20 / 28	50 / 53	35	15	20	0
Dec. 1	Oakland	46	1	6	1	37:01	2:36	0:23	13	8	26 / 24	19 / 16	14 / 10	29 / 13	64 / 37	44	9	40	0
Dec. 4	Valparaiso	7	11	4	1	10:09	29:34	0:17	11	12	24 / 14	12 / 9	13 / 5	14 / 38	54 / 23	16	14	38	0
Dec. 8	at Miami	20	4	2	1	37:36	2:08	0:16	15	11	26 / 28	14 / 10	8 / 3	35 / 7	19 / 51	31	0	23	0
Dec. 12	Indiana State	13	9	1	0	28:44	10:57	0:19	10	6	48 / 30	16 / 27	13 / 6	40 / 7	40 / 61	15	0	65	0
Dec. 16	[20] Ohio State	14	5	2	4	33:09	2:38	4:13	8	6	34 / 28	14 / 16	13 / 5	25 / 18	42 / 42	21	0	46	0
Dec. 19	vs. Notre Dame	15	2	4	3	37:14	0:48	1:58	11	10	26 / 14	13 / 5	11 / 8	18 / 15	70 / 63	33	3	52	0
Dec. 22	at [4] Iowa	5	15	5	5	2:56	34:21	2:43	8	10	28 / 22	14 / 20	7 / 7	11 / 14	44 / 56	21	3	31	0
Dec. 25	Maryland	15	0	0	1	39:25	0:00	0:35	8	10	26 / 26	7 / 12	7 / 12	20 / 18	53 / 52	39	3	31	0
Dec. 29	at [14] Rutgers	5	15	10	5	9:51	27:10	2:59	8	9	42 / 28	4 / 9	14 / 10	28 / 8	48 / 73	15	17	34	0
Jan. 2	at [15] Illinois	6	13	3	3	10:37	27:15	2:08	19	10	20 / 32	5 / 17	5 / 7	19 / 13	39 / 53	23	6	29	0
Jan. 8	at [23] Michigan State	1	17	5	3	1:09	37:28	1:23	8	13	28 / 12	11 / 10	9 / 6	17 / 19	38 / 35	14	2	39	0
Jan. 14	at Indiana	12	2	3	2	36:40	1:10	2:10	8	9	26 / 36	9 / 23	9 / 11	21 / 20	60 / 49	35	0	46	0
Jan. 17	Penn State	17	2	8	3	34:54	3:29	1:37	13	8	34 / 20	5 / 11	17 / 29	13 / 13	67 / 59	38	0	42	0
Jan. 19	at [15] Ohio State	4	11	8	4	2:45	35:02	2:13	8	11	36 / 8	15 / 8	6 / 10	28 / 6	39 / 59	23	3	41	0
PURDUE TOTALS		46								19	492	196	167	372	770	447	82	603	0
PURDUE AVERAGES											30.8	12.3	10.4	23.3	48.1	27.9	5.1	37.7	0.0
OPPONENT TOTALS		17								13	366	227	132	246	821				
OPPONENT AVERAGES											22.9	14.2	8.3	15.4	51.3				

POINTS-REBOUNDS-ASSISTS (starters in underline)																		
Date	Opponent	Result	#0 Gillis	#1 Wheeler	#2 Hunter	#4 Dowuona	#5 Newman	#11 Thompson	#14 Wulbrun	#15 Eley	#21 Frost	#22 Martin	#23 Ivey	#25 Morton	#34 Barrett	#50 Williams	#55 Stefan.	
N25	vs. Liberty	W, 77-64	3-2-0	<u>10-5-4</u>	DNP	DNP	<u>10-1-2</u>	<u>7-0-2</u>	DNP	19-5-0	DNP	DNP	12-1-0	0-0-2	DNP	<u>7-11-5</u>	<u>9-3-5</u>	
N26	vs. Clemson	L, 70-81	3-2-0	<u>2-6-2</u>	DNP	DNP	<u>15-5-1</u>	<u>15-2-1</u>	DNP	17-8-0	DNP	DNP	DNP	0-1-5	DNP	<u>10-8-2</u>	<u>8-2-0</u>	
D1	Oakland	W, 93-50	7-2-1	<u>9-6-0</u>	DNP	DNP	<u>21-4-3</u>	<u>6-2-6</u>	3-0-1	13-7-0	3-0-1	0-0-0	DNP	3-2-6	DNP	<u>8-14-2</u>	<u>20-1-7</u>	
D4	Valparaiso	W, 68-61	3-1-1	<u>2-5-3</u>	DNP	DNP	<u>2-3-2</u>	<u>14-3-2</u>	DNP	6-1-0	DNP	DNP	DNP	5-2-0	DNP	<u>17-11-2</u>	<u>19-3-3</u>	
D8	at Miami	L, 54-58	9-6-3	<u>0-4-2</u>	11-2-0	DNP	<u>7-5-2</u>	<u>0-2-2</u>	DNP	15-2-1	DNP	DNP	DNP	0-3-0	DNP	<u>8-7-0</u>	<u>4-5-1</u>	
D12	Indiana State	W, 80-68	<u>5-3-2</u>	10-13-1	<u>13-1-5</u>	DNP	<u>0-1-4</u>	0-1-1	DNP	<u>10-3-0</u>	DNP	DNP	DNP	0-0-3	DNP	30-11-2	<u>12-3-4</u>	
D16	[20] Ohio State	W, 67-60	<u>6-0-1</u>	5-6-1	<u>15-1-2</u>	DNP	<u>10-7-0</u>	0-2-1	DNP	<u>1-5-0</u>	DNP	DNP	4-1-0	0-0-0	DNP	16-9-8	<u>10-2-3</u>	
D19	vs. Notre Dame	W, 88-78	<u>12-9-1</u>	2-7-2	<u>18-5-8</u>	DNP	<u>8-1-4</u>	3-0-0	DNP	9-3-0	DNP	DNP	4-3-1	0-0-0	DNP	<u>14-7-2</u>	<u>18-2-2</u>	
D22	at [4] Iowa	L, 55-70	<u>7-2-2</u>	5-2-1	<u>4-2-5</u>	DNP	<u>11-8-2</u>	3-4-1	DNP	3-1-1	DNP	DNP	0-0-1	0-0-0	DNP	<u>14-9-1</u>	<u>8-4-3</u>	
D25	Maryland	W, 73-70	<u>5-6-2</u>	0-3-1	<u>16-1-1</u>	DNP	<u>17-2-1</u>	3-1-2	DNP	6-7-0	DNP	DNP	11-5-4	0-0-0	DNP	<u>10-8-2</u>	<u>5-5-3</u>	
D29	at [14] Rutgers	L, 76-81	<u>0-4-3</u>	0-2-0	<u>9-1-2</u>	DNP	<u>4-2-3</u>	17-1-0	DNP	3-3-1	DNP	DNP	8-2-2	0-0-0	DNP	<u>21-12-1</u>	<u>14-4-2</u>	
J2	at [15] Illinois	L, 58-66	<u>2-0-0</u>	6-4-2	<u>0-4-4</u>	DNP	<u>14-5-0</u>	6-2-2	DNP	7-4-0	DNP	DNP	0-2-0	0-0-1	DNP	<u>14-8-2</u>	<u>9-3-0</u>	
J8	at [23] Michigan State	W, 55-54	<u>0-1-0</u>	3-2-1	<u>7-6-4</u>	DNP	<u>2-1-1</u>	2-0-0	DNP	6-3-0	DNP	DNP	6-6-1	0-0-0	DNP	<u>26-9-2</u>	<u>3-3-0</u>	
J14	at Indiana	W, 81-69	<u>7-6-1</u>	5-5-1	<u>11-2-4</u>	DNP	<u>12-6-1</u>	0-2-1	DNP	0-0-0	DNP	DNP	13-2-2	3-2-0	DNP	<u>22-10-2</u>	<u>8-1-3</u>	
J17	Penn State	W, 80-72	<u>12-5-1</u>	0-2-0	<u>14-4-5</u>	DNP	<u>13-5-1</u>	0-1-1	DNP	7-6-0	DNP	DNP	6-3-1	0-0-0	DNP	<u>13-11-1</u>	<u>15-6-2</u>	
J19	at [15] Ohio State	W, 67-65	<u>0-1-0</u>	2-5-1	<u>8-4-0</u>	DNP	<u>0-0-0</u>	3-1-0	DNP	8-5-0	DNP	DNP	15-4-2	0-2-0	DNP	<u>16-7-1</u>	<u>15-4-0</u>	

INSIDE THE NUMBERS				PURDUE'S RECORD WHEN...								
10+ POINTS			CONSECUTIVE FREE THROWS MADE			POINTS LEADER			Category			
Trevion Williams	13 (9-4)	34 (20-14)	Brandon Newman	13	Trevion Williams	8 (5-3)	18 (8-10)	All Games	11-5	348-179	W-4	
Eric Hunter Jr.	7 (6-1)	29 (20-9)	Mason Gillis	6	Sasha Stefanovic	3 (3-0)	9 (6-3)	At Home	6-0	217-40	W-6	
Sasha Stefanovic	8 (7-1)	21 (16-5)	Sasha Stefanovic	5	Eric Hunter Jr.	1 (1-0)	6 (6-0)	On Road	3-4	75-90	W-3	
Isaiah Thompson	3 (1-2)	10 (5-5)	Aaron Wheeler	2	Brandon Newman	3 (2-1)	3 (2-1)	At Neutral Sites	2-1	56-49	W-1	
Aaron Wheeler	2 (2-0)	10 (9-1)	Zach Edey	1	Zach Edey	3 (1-2)	3 (1-2)	vs. Big Ten Foes	6-3	184-119	W-4	
Brandon Newman	9 (6-3)	9 (6-3)	Eric Hunter Jr.	1	Isaiah Thompson		2 (2-0)	Big Ten Regular-Season	6-3	173-106	W-4	
Zach Edey	5 (3-2)	5 (3-2)	TEAM	0				Big Ten Tournament		11-13	L-2	
Jaden Ivey	4 (4-0)	4 (4-0)			REBOUNDS LEADER	2021	CAREER	At Home	3-0	107-31	W-3	
Mason Gillis	2 (2-0)	2 (2-0)			Trevion Williams	14 (9-5)	38 (21-17)	On Road	3-3	66-75	W-3	
					Aaron Wheeler	1 (1-0)	6 (5-1)	At Neutral Site		11-13	L-2	
20+ POINTS	2021	CAREER	OPENING TIPS	WON	LOST	Eric Hunter Jr.		2 (2-0)	vs. Non-Conference Foes	5-2	164-60	W-2
Trevion Williams	4 (3-1)	5 (3-2)	Trevion Williams	10 (7-3)	4 (1-3)	Sasha Stefanovic		2 (1-1)	At Home	3-0	110-9	W-7
Sasha Stefanovic	1 (1-0)	4 (3-1)	Zach Edey	1 (1-0)	1 (1-0)	Aaron Wheeler		2 (2-0)	On Road	0-1	9-16	W-3
Brandon Newman	1 (1-0)	1 (1-0)	TOTALS	11 (8-3)	5 (2-3)	Jaden Ivey		1 (0-1)	At Neutral Site	2-1	45-35	W-1
						Mason Gillis		1 (1-0)	vs. Ranked Opponent	3-3	52-86	W-2
30+ POINTS	2021	CAREER	DUNKS	2021	CAREER				vs. Unranked Opponent	8-2	296-93	W-5
Trevion Williams	1 (1-0)	2 (1-1)	Aaron Wheeler	2	24	ASSISTS LEADER	2021	CAREER	In Overtime		12-16	L-2
			Zach Edey	20	20	Eric Hunter Jr.	7 (5-2)	20 (15-5)	Leading at Halftime	8-1	285-48	W-6
			Trevion Williams	7	17	Sasha Stefanovic	3 (3-0)	10 (5-5)	Trailing at Halftime	3-4	50-119	W-2
			Eric Hunter Jr.	1	4	Trevion Williams	2 (2-0)	10 (5-5)	Tied at Halftime		13-12	W-1
			Emmanuel Dowuona		3	Aaron Wheeler	1 (1-0)	4 (3-1)	Games Decided by 1-9 Pts.	6-3	121-103	W-3
10+ REBOUNDS	2021	CAREER	TOTALS	30		Jaden Ivey		2 (2-0)	3 Points or Less	3-0	41-32	W-3
Trevion Williams	7 (6-1)	18 (9-9)	AND-ONES	CHANCES	PCT.	Mason Gillis		2 (1-1)	4-6 Points	0-2	36-33	L-4
Aaron Wheeler	1 (1-0)	2 (2-0)	Trevion Williams	3-6	.500	Ethan Morton		1 (0-1)	7-9 Points	3-1	44-38	W-1
			Sasha Stefanovic	3-4	.750	Brandon Newman		1 (0-1)	Games Decided by 10+ Pts.	5-2	227-76	W-1
20+ REBOUNDS	2021	CAREER	Zach Edey	2-4	.500	Isaiah Thompson		1 (1-0)	10-19 Points	4-2	117-60	W-1
Trevion Williams		1 (0-1)	Jaden Ivey	2-4	.500				20-Plus Points	1-0	10-16	W-3
			Brandon Newman	3-3	1.000				Purdue Shoots 48% or Better	6-1	162-17	W-2
DOUBLE-DOUBLES	2021	CAREER	TOTALS	13-21	.619				Purdue Shoots Less Than 48%	5-4	186-162	W-2
Trevion Williams	5 (4-1)	15 (6-9)	FIRST SUB	2021	CAREER				Opp. Shoots 48% or Better	0-3	31-75	L-7
Aaron Wheeler	1 (1-0)	2 (2-0)	Eric Hunter Jr.	1	19				Opp. Shoots Less Than 48%	11-2	317-104	W-5
			Trevion Williams	2	17				Purdue Shoots Better Than Opp.	9-0	284-42	W-10
STATSHEET STUFFER	2021	CAREER	Aaron Wheeler	3	15				Opp. Shoots Better / Equal %	2-5	64-137	W-1
Trevion Williams	2 (2-0)	2 (2-0)	Zach Edey	14	14				Purdue Outrebounds Opp.	10-3	256-71	W-3
Eric Hunter Jr.	1 (1-0)	1 (0-1)	Isaiah Thompson	2	13				Opp. Outreb. / Equals Purdue	1-2	92-108	W-1
Aaron Wheeler		1 (0-1)	Sasha Stefanovic	</td>								
► At least five in three categories (pt, reb, ast, stl, blk).									Purdue Has More FT Attempts	4-0	249-36	W-4
CONSECUTIVE 10+ POINT GAMES									Opp. Has More / Equal FT Att.	7-5	99-143	W-2
Trevion Williams		11							Purdue Makes 10+ 3-Ptrs.	4-0	83-17	W-9
Sasha Stefanovic		2							Purdue Makes 0-4 3-Ptrs.	1-1	54-66	W-1
Jaden Ivey		1							Opp. Makes 10+ 3-Ptrs.	5-3	38-31	W-2
									Opp. Makes 0-4 3-Ptrs.	3-1	120-39	W-2
CONSECUTIVE GAMES WITH A 3-PTR									Purdue Has 0-9 Turnovers	2-1	98-42	L-1
Sasha Stefanovic		17							Purdue Has 10-15 Turnovers	6-3	193-89	W-4
Jaden Ivey		2							Purdue Has 16+ Turnovers	3-1	57-48	W-2
Isaiah Thompson		1							Opp. Has 0-9 Turnovers	4-1	64-62	W-2
									Opp. Has 10-15 Turnovers	6-4	160-90	W-2
									Opp. Has 16+ Turnovers	1-0	124-27	W-1
									Purdue Has Fewer TDs	4-0	203-63	W-4
									Purdue Has More / Equal TDs	7-5	145-116	W-3
									Purdue Wins Reb. 6 TO Margin	4-0	131-13	W-10
									Purdue Scores 0-49 Pts.		2-9	L-1
									Purdue Scores 50-59 Pts.	1-3	11-48	W-1
									Purdue Scores 60-69 Pts.	3-0	93-73	W-3
									Purdue Scores 70-79 Pts.	2-2	115-37	L-1
									Purdue Scores 80-89 Pts.	4-0	87-12	W-12
									Purdue Scores 90+ Pts.	1-0	40-0	W-102
									Opp. Scores 0-49 Pts.		52-1	W-22
									Opp. Scores 50-59 Pts.	2-1	105-6	W-1
									Opp. Scores 60-69 Pts.	6-1	126-52	W-2
									Opp. Scores 70-79 Pts.	3-1	54-73	W-2
									Opp. Scores 80-89 Pts.	0-2	8-38	L-5
									Opp. Scores 90+ Pts.		3-9	W-2
									0-1 Player in Double Figures	1-0	6-9	W-1
									2 Players in Double Figures	0-3	55-53	L-4
									3 Players in Double Figures	4-1	138-87	W-1
									4 Players in Double Figures	4-1	104-21	W-3
									5+ Players in Double Figures	2-0	45-9	W-9
									In November	1-1	72-23	L-1
									In December	6-3	88-30	L-1
									In January	4-1	78-48	W-4
									In February		68-38	W-1
									In March		42-40	L-1
									On Sunday	1-0	46-27	W-2
									On Monday		10-5	W-1
									On Tuesday	2-3	58-27	W-1
									On Wednesday	2-0	60-29	W-4
									On Thursday	1-1	33-22	W-1
									On Friday	3-0	37-12	W-5
									On Saturday	2-1	104-56	L-1
									Wearing White Uniforms	6-0		W-6
									Wearing Black Uniforms	4-5		W-4
									Wearing Gold Uniforms	1-0		W-12
									Wearing Gray Uniforms			L-1

@BOILERBALL | PURDUESPORTS.COM

GAME 17 // PURDUE vs. MICHIGAN // JANUARY 22, 2021

PURDUE / OPPONENT STATISTICAL BREAKDOWNS																							
All Games	Record	FG	FGA	Pct.	3P	3PA	Pct.	FT	FTA	Pct.	Off.	Def.	Avg.	F	DQ	Ast.	TO	Blk.	Stl.	1st	2nd	OT	Avg.
All Games	11-5	412	906	.455	128	365	.351	190	275	.691	168	431	37.4	290	7	238	210	46	72	539	603	0	71.4
		369	891	.414	132	419	.315	197	296	.666	131	366	31.1	295	6	229	179	51	96	521	546	0	66.7
Home	6-0	158	340	.465	51	145	.352	94	132	.712	69	169	39.7	101	0	106	78	23	28	222	239	0	76.8
		137	357	.384	44	160	.275	63	95	.663	59	128	31.2	127	4	78	68	14	36	183	198	0	63.5
Away	3-4	165	390	.423	45	153	.294	71	106	.670	69	185	36.3	137	6	81	88	16	29	203	243	0	63.7
		158	362	.436	51	158	.323	96	153	.627	52	179	33.0	123	2	99	76	31	40	228	235	0	66.1
Neutral	2-1	89	176	.506	32	67	.478	25	37	.676	30	77	35.7	52	1	51	44	7	15	114	121	0	78.3
		74	172	.430	37	101	.366	38	48	.792	20	59	26.3	45	0	52	35	6	20	110	113	0	74.3
Big Ten Reg-Seas.	Record	FG	FGA	Pct.	3P	3PA	Pct.	FT	FTA	Pct.	Off.	Def.	Avg.	F	DQ	Ast.	TO	Blk.	Stl.	1st	2nd	OT	Avg.
All Games	6-3	220	502	.438	63	202	.312	109	159	.686	89	249	37.6	167	3	114	112	27	38	283	329	0	68.0
		212	513	.413	76	232	.328	107	171	.626	84	224	34.2	171	4	126	88	35	51	307	300	0	67.4
Home	3-0	76	172	.442	22	74	.297	46	63	.730	33	91	41.3	53	0	44	38	13	17	112	108	0	73.3
		74	198	.374	26	91	.286	28	47	.596	39	71	36.7	62	2	39	25	9	18	93	109	0	67.3
Away	3-3	144	330	.436	41	128	.320	63	96	.656	56	158	35.7	114	3	70	74	14	21	171	221	0	65.3
		138	315	.438	50	141	.355	79	124	.637	45	153	33.0	109	2	87	63	26	33	214	191	0	67.5
Current Streak	Streak	FG	FGA	Pct.	3P	3PA	Pct.	FT	FTA	Pct.	Off.	Def.	Reb.	F	DQ	Ast.	TO	Blk.	Stl.	1st	2nd	OT	Avg.
Overall	Win-4	95	219	.434	25	93	.269	68	100	.680	46	114	40.0	79	3	40	50	12	15	120	163	0	70.8
		88	233	.378	30	105	.286	54	84	.643	46	94	35.0	93	4	48	41	16	21	136	124	0	65.0
Month	Record	FG	FGA	Pct.	3P	3PA	Pct.	FT	FTA	Pct.	Off.	Def.	Avg.	F	DQ	Ast.	TO	Blk.	Stl.	1st	2nd	OT	Avg.
November	1-1	57	111	.514	18	39	.462	15	22	.682	18	49	33.5	34	1	31	38	5	9	67	80	0	73.5
		50	111	.450	21	60	.350	24	31	.774	11	37	24.0	31	0	31	26	2	19	68	77	0	72.5
December	6-3	238	520	.458	78	217	.359	100	141	.709	98	241	37.7	157	3	156	108	25	45	329	325	0	72.7
		206	495	.416	74	234	.316	110	159	.692	68	202	30.0	156	2	133	100	27	50	284	312	0	66.2
January	4-1	117	275	.425	32	109	.294	75	112	.670	52	141	38.6	99	3	51	64	16	18	143	198	0	68.2
		113	285	.396	37	125	.296	63	106	.594	52	127	35.8	108	4	65	53	22	27	169	157	0	65.2
February																							
March																							
April																							
vs. Ranked / UR	Record	FG	FGA	Pct.	3P	3PA	Pct.	FT	FTA	Pct.	Off.	Def.	Avg.	F	DQ	Ast.	TO	Blk.	Stl.	1st	2nd	OT	Avg.
Ranked Teams	3-3	144	336	.429	36	131	.275	54	78	.692	58	154	35.3	109	2	71	76	16	27	169	209	0	63.0
		135	316	.427	53	147	.361	73	108	.676	47	151	33.0	100	0	87	67	27	31	211	185	0	66.0
Unranked Teams	8-2	268	570	.470	92	234	.393	136	197	.690	110	277	38.7	181	5	167	134	30	45	370	394	0	76.4
		234	575	.407	79	272	.290	124	188	.660	84	215	29.9	195	6	142	112	24	65	310	361	0	67.1
Results	Record	FG	FGA	Pct.	3P	3PA	Pct.	FT	FTA	Pct.	Off.	Def.	Avg.	F	DQ	Ast.	TO	Blk.	Stl.	1st	2nd	OT	Avg.
Wins	11-0	291	615	.473	93	252	.369	154	225	.684	118	303	38.3	200	3	174	138	32	49	395	434	0	75.4
		243	621	.391	91	299	.304	134	199	.673	98	235	30.3	222	6	151	124	32	57	361	350	0	64.6
Losses	0-5	121	291	.416	35	113	.310	36	50	.720	50	128	35.6	90	4	64	72	14	23	144	169	0	62.6
		126	270	.467	41	120	.342	63	97	.649	33	131	32.8	73	0	78	55	19	39	160	196	0	71.2
5-Game	Record	FG	FGA	Pct.	3P	3PA	Pct.	FT	FTA	Pct.	Off.	Def.	Reb.	F	DQ	Ast.	TO	Blk.	Stl.	1st	2nd	OT	Avg.
Games 1-5	3-2	130	285	.456	45	119	.378	57	80	.713	55	126	36.2	92	4	82	73	9	25	171	191	0	72.4
		107	258	.415	33	124	.266	67	95	.705	32	102	26.8	89	2	67	69	10	37	143	171	0	62.8
Games 6-10	4-1	136	287	.474	44	111	.396	47	69	.681	52	140	38.4	84	0	91	65	19	27	191	172	0	72.6
		121	292	.414	51	149	.342	53	78	.679	40	113	30.6	81	0	85	51	16	25	169	177	0	69.2
Games 11-15	3-2	120	280	.429	34	115	.296	76	109	.697	52	136	37.6	96	2	61	62	17	15	146	204	0	70.0
		121	288	.420	34	111	.306	66	106	.623	51	129	36.0	107	4	66	48	23	32	172	170	0	68.4
Games 16-20	1-0	26	54	.481	5	20	.250	10	17	.588	9	29	38.0	18	1	4	10	1	5	31	36	0	67.0
		20	53	.377	14	35	.400	11	17	.647	8	22	30.0	18	0	11	11	2	2	37	28	0	65.0
Games 21-25																							
Games 26-30																							
Games 31-35																							
Games 36-40																							
Postseason	Record	FG	FGA	Pct.	3P	3PA	Pct.	FT	FTA	Pct.	Off.	Def.	Reb.	F	DQ	Ast.	TO	Blk.	Stl.	1st	2nd	OT	Avg.
Overall																							
Big Ten																							
NCAA																							

INDIVIDUAL GAME-BY-GAME STATISTICS

#0 | Mason Gillis

Date	Opponent	Min.	FG	3FG	FT	O-D-T	PF	A	TO	B	S	Pts.
N25	vs. Liberty	11	1-2	1-2	0-0	0-2-2	3	0	2	0	1	3
N26	vs. Clemson	17	1-4	1-3	0-0	1-1-2	1	0	1	0	0	3
D1	Oakland	20	3-4	1-2	0-0	1-1-2	1	1	1	0	1	7
D4	Valparaiso	15	1-3	0-2	1-2	0-1-1	1	1	1	0	2	3
D8	at Miami	22	4-10	1-4	0-0	3-3-6	3	3	2	0	0	9
D12	• Indiana State	18	2-2	1-1	0-0	0-3-3	1	2	1	0	0	5
D16	• [20] Ohio State	16	3-3	0-0	0-0	0-0-0	2	1	0	1	1	6
D19	• vs. Notre Dame	24	4-4	2-2	2-2	3-6-9	3	1	0	0	0	12
D22	• at [4] Iowa	29	3-5	1-2	0-0	1-1-2	3	2	1	0	0	7
D25	• Maryland	27	1-5	1-4	2-2	2-4-6	3	2	0	0	0	5
D29	• at [14] Rutgers	31	0-3	0-3	0-0	2-2-4	2	3	1	0	0	0
J2	• at [15] Illinois	14	1-3	0-2	0-0	0-0-0	3	0	1	0	0	2
J5	Nebraska	-- POSTPONED --										
J8	• at [23] Michigan State	11	0-2	0-2	0-0	1-0-1	3	0	2	0	0	0
J14	• at Indiana	27	2-3	0-1	3-4	2-4-6	4	1	0	0	0	7
J17	• Penn State	28	2-7	2-6	6-6	0-5-5	1	1	2	0	2	12
J19	• at [15] Ohio State	16	0-0	0-0	0-0	1-0-1	5	0	1	0	0	0
J22	Michigan											
J30	Minnesota											
F2	at Maryland											
F6	Northwestern											
F11	at Minnesota											
F16	Michigan State											
F20	at Nebraska											
F26	at Penn State											
M2	Wisconsin											
M6	Indiana											

#1 | Aaron Wheeler

Date	Opponent	Min.	FG	3FG	FT	O-D-T	PF	A	TO	B	S	Pts.
N25	• vs. Liberty	29	4-6	2-3	0-0	1-4-5	4	4	3	0	1	10
N26	• vs. Clemson	23	1-4	0-2	0-0	0-6-6	1	2	1	1	0	2
D1	• Oakland	23	4-8	1-4	0-0	2-4-6	1	0	1	0	1	9
D4	• Valparaiso	28	1-5	0-2	0-0	2-3-5	1	3	0	0	1	2
D8	• at Miami	20	0-6	0-4	0-0	2-2-4	0	2	1	0	1	0
D12	Indiana State	23	4-7	1-3	1-2	2-11-13	3	1	1	4	0	10
D16	[20] Ohio State	24	2-3	1-2	0-0	1-5-6	4	1	1	0	3	5
D19	vs. Notre Dame	18	0-3	0-3	2-2	1-6-7	2	2	2	0	0	2
D22	at [4] Iowa	11	2-3	1-2	0-0	0-2-2	1	1	1	0	1	5
D25	Maryland	18	0-0	0-0	0-0	0-3-3	2	1	2	1	0	0
D29	at [14] Rutgers	7	0-2	0-1	0-0	1-1-2	2	0	1	0	1	0
J2	at [15] Illinois	18	2-3	2-3	0-0	1-3-4	1	2	0	0	0	6
J5	Nebraska	-- POSTPONED --										
J8	at [23] Michigan State	29	1-5	1-5	0-0	1-1-2	5	1	1	0	1	3
J14	at Indiana	13	2-3	1-2	0-0	0-5-5	2	1	3	0	0	5
J17	Penn State	12	0-2	0-2	0-0	0-2-2	0	0	0	2	0	0
J19	at [15] Ohio State	24	1-2	0-1	0-0	1-4-5	4	1	1	0	0	2
J22	Michigan											
J30	Minnesota											
F2	at Maryland											
F6	Northwestern											
F11	at Minnesota											
F16	Michigan State											
F20	at Nebraska											
F26	at Penn State											
M2	Wisconsin											
M6	Indiana											

#2 | Eric Hunter Jr.

Date	Opponent	Min.	FG	3FG	FT	O-D-T	PF	A	TO	B	S	Pts.
N25	vs. Liberty					-- DID NOT PLAY --						
N26	vs. Clemson					-- DID NOT PLAY --						
D1	Oakland					-- DID NOT PLAY --						
D4	Valparaiso					-- DID NOT PLAY --						
D8	at Miami	27	4-10	1-5	2-2	1-1-2	1	0	0	0	1	11
D12	• Indiana State	34	4-12	1-5	4-4	0-1-1	3	5	3	0	1	13
D16	• [20] Ohio State	32	6-11	1-3	2-3	0-1-1	2	2	4	0	2	15
D19	• vs. Notre Dame	34	6-15	4-7	2-2	1-4-5	2	8	0	0	3	18
D22	• at [4] Iowa	31	2-10	0-3	0-0	1-1-2	1	5	5	0	1	4
D25	• Maryland	28	6-15	2-6	2-4	0-1-1	3	1	3	0	0	16
D29	• at [14] Rutgers	21	2-8	2-5	3-3	0-1-1	2	2	1	0	0	9
J2	• at [15] Illinois	26	0-6	0-1	0-0	0-4-4	3	4	3	0	2	0
J5	Nebraska	-- POSTPONED --										
J8	• at [23] Michigan State	30	1-7	1-6	4-4	2-4-6	2	4	2	0	1	7
J14	• at Indiana	32	3-5	3-4	2-2	0-2-2	1	4	1	0	0	11
J17	• Penn State	30	4-8	0-3	6-6	3-1-4	2	5	3	0	0	14
J19	• at [15] Ohio State	33	3-9	1-3	1-2	1-3-4	2	0	1	0	1	8
J22	Michigan											
J30	Minnesota											
F2	at Maryland											
F6	Northwestern											
F11	at Minnesota											
F16	Michigan State											
F20	at Nebraska											
F26	at Penn State											
M2	Wisconsin											
M6	Indiana											

#4 | Emmanuel Dowuona

Date	Opponent	Min.	FG	3FG	FT	O-D-T	PF	A	TO	B	S	Pts.
N25	vs. Liberty					-- DID NOT PLAY --						
N26	vs. Clemson					-- DID NOT PLAY --						
D1	Oakland					-- DID NOT PLAY --						
D4	Valparaiso					-- DID NOT PLAY --						
D8	at Miami					-- DID NOT PLAY --						
D12	Indiana State					-- DID NOT PLAY --						
D16	[20] Ohio State					-- DID NOT PLAY --						
D19	vs. Notre Dame					-- DID NOT PLAY --						
D22	at [4] Iowa					-- DID NOT PLAY --						
D25	Maryland					-- DID NOT PLAY --						
D29	at [14] Rutgers					-- DID NOT PLAY --						
J2	at [15] Illinois					-- DID NOT PLAY --						
J5	Nebraska					-- POSTPONED --						
J8	at [23] Michigan State					-- DID NOT PLAY --						
J14	at Indiana					-- DID NOT PLAY --						
J17	Penn State					-- DID NOT PLAY --						
J19	at [15] Ohio State					-- DID NOT PLAY --						
J22	Michigan											
J30	Minnesota											
F2	at Maryland											
F6	Northwestern											
F11	at Minnesota											
F16	Michigan State											
F20	at Nebraska											
F26	at Penn State											
M2	Wisconsin											
M6	Indiana											

GAME 17 // PURDUE vs. MICHIGAN // JANUARY 22, 2021

INDIVIDUAL GAME-BY-GAME STATISTICS													
#5 Brandon Newman													
Date	Opponent	Min.	FG	3FG	FT	O-D-T	PF	A	TO	B	S	Pts.	
N25	• vs. Liberty	32	4-9	1-3	1-1	0-1-1	0	2	0	1	1	10	
N26	• vs. Clemson	37	6-14	3-7	0-0	2-3-5	2	1	3	0	2	15	
D1	• Oakland	26	7-11	4-7	3-3	1-3-4	2	3	1	0	0	21	
D4	• Valparaiso	24	0-5	0-2	2-2	0-3-3	4	2	0	0	1	2	
D8	• at Miami	25	3-7	1-3	0-0	1-4-5	5	2	1	0	2	7	
D12	• Indiana State	15	0-0	0-0	0-0	1-0-1	0	4	3	0	1	0	
D16	• [20] Ohio State	26	4-6	2-3	0-1	0-7-7	3	0	1	0	1	10	
D19	• vs. Notre Dame	24	3-9	2-5	0-0	0-1-1	2	4	0	1	0	8	
D22	• at [4] Iowa	25	4-11	3-7	0-0	0-8-8	3	2	1	0	1	11	
D25	• Maryland	29	7-11	3-6	0-0	0-2-2	2	1	0	0	1	17	
D29	• at [14] Rutgers	20	2-7	0-3	0-0	1-1-2	0	3	2	0	0	4	
J2	• at [15] Illinois	29	5-11	1-2	3-3	1-4-5	2	0	5	0	0	14	
J5	Nebraska		-- POSTPONED --										
J8	• at [23] Michigan State	33	1-3	0-2	0-0	0-1-1	3	1	2	2	0	2	
J14	• at Indiana	27	2-6	2-3	6-6	0-6-6	3	1	3	1	2	12	
J17	• Penn State	30	4-10	1-5	4-4	0-5-5	3	1	2	3	0	13	
J19	• at [15] Ohio State	17	0-2	0-2	0-0	0-0-0	1	0	1	0	1	0	
J22	Michigan												
J30	Minnesota												
F2	at Maryland												
F6	Northwestern												
F11	at Minnesota												
F16	Michigan State												
F20	at Nebraska												
F26	at Penn State												
M2	Wisconsin												
M6	Indiana												
#11 Isaiah Thompson													
Date	Opponent	Min.	FG	3FG	FT	O-D-T	PF	A	TO	B	S	Pts.	
N25	• vs. Liberty	26	2-4	1-3	2-2	0-0-0	0	2	0	0	0	7	
N26	• vs. Clemson	30	6-10	3-5	0-0	1-1-2	3	1	5	0	1	15	
D1	• Oakland	30	2-5	2-4	0-0	0-2-2	3	6	0	0	1	6	
D4	• Valparaiso	36	2-6	1-3	9-12	1-2-3	1	2	0	0	0	14	
D8	• at Miami	25	0-3	0-3	0-0	0-2-2	1	2	2	0	1	0	
D12	Indiana State	27	0-4	0-2	0-0	1-0-1	1	1	1	0	0	0	
D16	[20] Ohio State	13	0-0	0-0	0-0	2-0-2	0	1	1	0	0	0	
D19	vs. Notre Dame	9	1-2	1-2	0-0	0-0-0	0	0	0	0	0	3	
D22	at [4] Iowa	14	1-2	1-2	0-0	1-3-4	0	1	0	0	1	3	
D25	Maryland	10	1-2	1-2	0-0	0-1-1	1	2	0	0	0	3	
D29	at [14] Rutgers	27	7-8	3-4	0-0	0-1-1	3	0	1	0	0	17	
J2	at [15] Illinois	22	1-3	1-2	3-4	1-1-2	1	2	1	0	0	6	
J5	Nebraska		-- POSTPONED --										
J8	• at [23] Michigan State	11	0-3	0-2	2-2	0-0-0	0	0	0	0	0	2	
J14	at Indiana	9	0-0	0-0	0-2	1-1-2	0	1	0	0	0	0	
J17	Penn State	10	0-1	0-1	0-0	0-1-1	0	1	0	0	0	0	
J19	at [15] Ohio State	12	1-2	1-2	0-0	0-1-1	0	0	0	0	0	3	
J22	Michigan												
J30	Minnesota												
F2	at Maryland												
F6	Northwestern												
F11	at Minnesota												
F16	Michigan State												
F20	at Nebraska												
F26	at Penn State												
M2	Wisconsin												
M6	Indiana												
#14 Jared Wulbrun													
Date	Opponent	Min.	FG	3FG	FT	O-D-T	PF	A	TO	B	S	Pts.	
N25	vs. Liberty												-- DID NOT PLAY --
N26	vs. Clemson												-- DID NOT PLAY --
D1	Oakland	3	1-1	1-1	0-0	0-0-0	0	1	0	0	0	3	
D4	Valparaiso												-- DID NOT PLAY --
D8	at Miami												-- DID NOT PLAY --
D12	Indiana State												-- DID NOT PLAY --
D16	[20] Ohio State												-- DID NOT PLAY --
D19	vs. Notre Dame												-- DID NOT PLAY --
D22	at [4] Iowa												-- DID NOT PLAY --
D25	Maryland												-- DID NOT PLAY --
D29	at [14] Rutgers												-- DID NOT PLAY --
J2	at [15] Illinois												-- DID NOT PLAY --
J5	Nebraska												-- POSTPONED --
J8	at [23] Michigan State												-- DID NOT PLAY --
J14	at Indiana												-- DID NOT PLAY --
J17	Penn State												-- DID NOT PLAY --
J19	at [15] Ohio State												-- DID NOT PLAY --
J22	Michigan												
J30	Minnesota												
F2	at Maryland												
F6	Northwestern												
F11	at Minnesota												
F16	Michigan State												
F20	at Nebraska												
F26	at Penn State												
M2	Wisconsin												
M6	Indiana												
#15 Zach Edey													
Date	Opponent	Min.	FG	3FG	FT	O-D-T	PF	A	TO	B	S	Pts.	
N25	vs. Liberty	15	9-10	0-0	1-1	2-3-5	3	0	2	0	0	19	
N26	vs. Clemson	21	6-8	0-0	5-7	5-3-8	3	0	4	2	0	17	
D1	Oakland	19	4-5	0-0	5-6	3-4-7	4	0	3	0	0	13	
D4	Valparaiso	11	2-6	0-0	2-3	0-1-1	4	0	2	1	0	6	
D8	at Miami	14	5-5	0-0	5-6	0-2-2	5	1	4	0	1	15	
D12	• Indiana State	11	4-6	0-0	2-4	1-2-3	2	0	2	2	0	10	
D16	• [20] Ohio State	12	0-3	0-0	1-1	2-3-5	2	0	3	2	0	1	
D19	vs. Notre Dame	15	3-6	0-0	3-4	1-2-3	3	0	1	0	0	9	
D22	at [4] Iowa	11	1-2	0-0	1-2	0-1-1	3	1	1	0	1	3	
D25	Maryland	18	2-6	0-0	2-3	3-4-7	1	0	1	2	0	6	
D29	at [14] Rutgers	10	1-1	0-0	1-2	0-3-3	0	1	0	0	0	3	
J2	at [15] Illinois	13	3-6	0-0	1-2	0-4-4	1	0	1	3	0	7	
J5	Nebraska		-- POSTPONED --										
J8	at [23] Michigan State	14	3-5	0-0	0-0	2-1-3	2	0	0	0	0	6	
J14	at Indiana	8	0-4	0-0	0-1	0-0-0	2	0	1	0	0	0	
J17	Penn State	21	2-5	0-0	3-4	2-4-6	3	0	1	2	0	7	
J19	at [15] Ohio State	19	3-5	0-0	2-4	1-4-5	2	0	0	1	0	8	
J22	Michigan												
J30	Minnesota												
F2	at Maryland												
F6	Northwestern												
F11	at Minnesota												
F16	Michigan State												
F20	at Nebraska												
F26	at Penn State												
M2	Wisconsin												
M6	Indiana												

INDIVIDUAL GAME-BY-GAME STATISTICS

#21 | Matt Frost

Date	Opponent	Min.	FG	3FG	FT	O-D-T	PF	A	TO	B	S	Pts.
N25	vs. Liberty				-- DID NOT PLAY --							
N26	vs. Clemson				-- DID NOT PLAY --							
D1	Oakland	3	1-1	1-1	0-0	0-0-0	0	1	0	0	0	3
D4	Valparaiso				-- DID NOT PLAY --							
D8	at Miami				-- DID NOT PLAY --							
D12	Indiana State				-- DID NOT PLAY --							
D16	[20] Ohio State				-- DID NOT PLAY --							
D19	vs. Notre Dame				-- DID NOT PLAY --							
D22	at [4] Iowa				-- DID NOT PLAY --							
D25	Maryland				-- DID NOT PLAY --							
D29	at [14] Rutgers				-- DID NOT PLAY --							
J2	at [15] Illinois				-- DID NOT PLAY --							
J5	Nebraska				-- POSTPONED --							
J8	at [23] Michigan State				-- DID NOT PLAY --							
J14	at Indiana				-- DID NOT PLAY --							
J17	Penn State				-- DID NOT PLAY --							
J19	at [15] Ohio State				-- DID NOT PLAY --							
J22	Michigan											
J30	Minnesota											
F2	at Maryland											
F6	Northwestern											
F11	at Minnesota											
F16	Michigan State											
F20	at Nebraska											
F26	at Penn State											
M2	Wisconsin											
M6	Indiana											

#22 | Chase Martin

Date	Opponent	Min.	FG	3FG	FT	O-D-T	PF	A	TO	B	S	Pts.
N25	vs. Liberty				-- DID NOT PLAY --							
N26	vs. Clemson				-- DID NOT PLAY --							
D1	Oakland	3	0-1	0-1	0-0	0-0-0	0	0	0	0	0	0
D4	Valparaiso				-- DID NOT PLAY --							
D8	at Miami				-- DID NOT PLAY --							
D12	Indiana State				-- DID NOT PLAY --							
D16	[20] Ohio State				-- DID NOT PLAY --							
D19	vs. Notre Dame				-- DID NOT PLAY --							
D22	at [4] Iowa				-- DID NOT PLAY --							
D25	Maryland				-- DID NOT PLAY --							
D29	at [14] Rutgers				-- DID NOT PLAY --							
J2	at [15] Illinois				-- DID NOT PLAY --							
J5	Nebraska				-- POSTPONED --							
J8	at [23] Michigan State				-- DID NOT PLAY --							
J14	at Indiana				-- DID NOT PLAY --							
J17	Penn State				-- DID NOT PLAY --							
J19	at [15] Ohio State				-- DID NOT PLAY --							
J22	Michigan											
J30	Minnesota											
F2	at Maryland											
F6	Northwestern											
F11	at Minnesota											
F16	Michigan State											
F20	at Nebraska											
F26	at Penn State											
M2	Wisconsin											
M6	Indiana											

#23 | Jaden Ivey

Date	Opponent	Min.	FG	3FG	FT	O-D-T	PF	A	TO	B	S	Pts.
N25	vs. Liberty	17	5-7	1-2	1-3	0-1-1	2	0	2	0	0	12
N26	vs. Clemson				-- DID NOT PLAY --							
D1	Oakland				-- DID NOT PLAY --							
D4	Valparaiso				-- DID NOT PLAY --							
D8	at Miami				-- DID NOT PLAY --							
D12	Indiana State				-- DID NOT PLAY --							
D16	[20] Ohio State	8	2-7	0-4	0-0	0-1-1	0	0	0	0	1	4
D19	vs. Notre Dame	13	2-5	0-1	0-0	0-3-3	2	1	0	0	1	4
D22	at [4] Iowa	12	0-4	0-2	0-0	0-0-0	1	1	0	0	0	0
D25	Maryland	19	4-8	2-3	1-3	1-4-5	1	4	0	0	1	11
D29	at [14] Rutgers	20	3-9	0-4	2-2	1-1-2	3	2	0	1	0	8
J2	at [15] Illinois	15	0-4	0-1	0-0	0-2-2	0	0	0	0	0	0
J5	Nebraska				-- POSTPONED --							
J8	at [23] Michigan State	16	3-9	0-3	0-1	2-4-6	2	1	0	0	0	6
J14	at Indiana	21	3-4	2-2	5-7	0-2-2	3	2	3	0	1	13
J17	Penn State	13	2-7	0-5	2-4	1-2-3	1	1	0	0	0	6
J19	at [15] Ohio State	27	6-12	2-6	1-3	1-3-4	1	2	2	0	0	15
J22	Michigan											
J30	Minnesota											
F2	at Maryland											
F6	Northwestern											
F11	at Minnesota											
F16	Michigan State											
F20	at Nebraska											
F26	at Penn State											
M2	Wisconsin											
M6	Indiana											

#25 | Ethan Morton

Date	Opponent	Min.	FG	3FG	FT	O-D-T	PF	A	TO	B	S	Pts.
N25	vs. Liberty	11	0-0	0-0	0-0	0-0-0	1	2	2	0	0	0
N26	vs. Clemson	25	0-2	0-0	0-0	0-1-1	0	5	3	0	0	0
D1	Oakland	22	1-3	1-3	0-0	0-2-2	0	6	2	0	1	3
D4	Valparaiso	23	2-5	1-4	0-0	1-1-2	4	0	1	0	0	5
D8	at Miami	11	0-4	0-2	0-0	1-2-3	0	0	0	0	0	0
D12	Indiana State	11	0-0	0-0	0-0	0-0-0	0	3	3	1	0	0
D16	[20] Ohio State	4	0-1	0-1	0-0	0-0-0	0	0	0	0	0	0
D19	vs. Notre Dame	6	0-1	0-1	0-0	0-0-0	0	0	0	0	0	0
D22	at [4] Iowa	8	0-0	0-0	0-0	0-0-0	0	0	0	0	0	0
D25	Maryland	4	0-0	0-0	0-0	0-0-0	0	0	0	0	0	0
D29	at [14] Rutgers	3	0-1	0-1	0-0	0-0-0	0	0	0	0	0	0
J2	at [15] Illinois	8	0-0	0-0	0-0	0-0-0	2	1	0	0	0	0
J5	Nebraska				-- POSTPONED --							
J8	at [23] Michigan State	8	0-0	0-0	0-0	0-0-0	0	0	0	0	0	0
J14	at Indiana	7	1-1	1-1	0-0	0-2-2	0	0	0	0	0	3
J17	Penn State	4	0-0	0-0	0-0	0-0-0	0	0	0	0	0	0
J19	at [15] Ohio State	3	0-0	0-0	0-0	0-2-2	0	0	0	0	0	0
J22	Michigan											
J30	Minnesota											
F2	at Maryland											
F6	Northwestern											
F11	at Minnesota											
F16	Michigan State											
F20	at Nebraska											
F26	at Penn State											
M2	Wisconsin											
M6	Indiana											

GAME 17 // PURDUE vs. MICHIGAN // JANUARY 22, 2021

INDIVIDUAL GAME-BY-GAME STATISTICS													
#34 Carson Barrett													
Date	Opponent	Min.	FG	3FG	FT	O-D-T	PF	A	TO	B	S	Pts.	
N25	vs. Liberty				-- DID NOT PLAY --								
N26	vs. Clemson				-- DID NOT PLAY --								
D1	Oakland				-- DID NOT PLAY --								
D4	Valparaiso				-- DID NOT PLAY --								
D8	at Miami				-- DID NOT PLAY --								
D12	Indiana State				-- DID NOT PLAY --								
D16	[20] Ohio State				-- DID NOT PLAY --								
D19	vs. Notre Dame				-- DID NOT PLAY --								
D22	at [4] Iowa				-- DID NOT PLAY --								
D25	Maryland				-- DID NOT PLAY --								
D29	at [14] Rutgers				-- DID NOT PLAY --								
J2	at [15] Illinois				-- DID NOT PLAY --								
J5	Nebraska				-- POSTPONED --								
J8	at [23] Michigan State				-- DID NOT PLAY --								
J14	at Indiana				-- DID NOT PLAY --								
J17	Penn State				-- DID NOT PLAY --								
J19	at [15] Ohio State				-- DID NOT PLAY --								
J22	Michigan												
J30	Minnesota												
F2	at Maryland												
F6	Northwestern												
F11	at Minnesota												
F16	Michigan State												
F20	at Nebraska												
F26	at Penn State												
M2	Wisconsin												
M6	Indiana												
#50 Trevion Williams													
Date	Opponent	Min.	FG	3FG	FT	O-D-T	PF	A	TO	B	S	Pts.	
N25	• vs. Liberty	25	3-7	0-0	1-3	1-10-11	4	5	3	1	1	7	
N26	• vs. Clemson	18	4-11	0-0	2-2	3-5-8	5	2	2	0	1	10	
D1	• Oakland	21	4-12	0-0	0-0	5-9-14	2	2	4	1	0	8	
D4	• Valparaiso	29	7-15	0-1	3-9	4-7-11	4	2	3	0	0	17	
D8	• at Miami	23	4-10	0-0	0-0	3-4-7	5	0	2	0	2	8	
D12	Indiana State	29	13-18	0-0	4-7	6-5-11	1	2	2	1	1	30	
D16	[20] Ohio State	27	6-12	0-0	4-4	2-7-9	3	8	4	0	0	16	
D19	• vs. Notre Dame	23	7-12	0-0	0-3	4-3-7	2	2	2	0	1	14	
D22	• at [4] Iowa	29	7-14	0-1	0-1	5-4-9	3	1	2	3	0	14	
D25	• Maryland	16	4-9	0-0	2-3	3-5-8	3	2	2	0	0	10	
D29	• at [14] Rutgers	29	10-12	0-0	1-1	4-8-12	1	1	2	1	0	21	
J2	• at [15] Illinois	26	7-14	0-0	0-3	2-6-8	3	2	2	1	1	14	
J5	Nebraska				-- POSTPONED --								
J8	• at [23] Michigan State	26	9-14	0-0	8-12	3-6-9	2	2	3	1	0	26	
J14	• at Indiana	32	9-15	0-0	4-9	3-7-10	4	2	2	0	0	22	
J17	• Penn State	19	6-10	0-0	1-6	6-5-11	3	1	1	0	1	13	
J19	• at [15] Ohio State	21	7-13	0-1	2-4	2-5-7	2	1	2	0	1	16	
J22	Michigan												
J30	Minnesota												
F2	at Maryland												
F6	Northwestern												
F11	at Minnesota												
F16	Michigan State												
F20	at Nebraska												
F26	at Penn State												
M2	Wisconsin												
M6	Indiana												
#55 Sasha Stefanovic													
Date	Opponent	Min.	FG	3FG	FT	O-D-T	PF	A	TO	B	S	Pts.	
N25	• vs. Liberty	34	3-8	3-5	0-0	0-3-3	1	5	1	0	1	9	
N26	• vs. Clemson	28	2-5	2-4	2-2	0-2-2	1	0	2	0	0	8	
D1	• Oakland	29	6-9	6-9	2-2	0-1-1	1	7	0	0	0	20	
D4	• Valparaiso	34	4-9	4-9	7-9	1-2-3	2	3	2	0	0	19	
D8	• at Miami	32	1-5	1-4	1-2	0-5-5	3	1	1	0	0	4	
D12	• Indiana State	33	3-5	3-5	3-4	0-3-3	2	4	2	0	0	12	
D16	• [20] Ohio State	37	2-7	2-7	4-4	0-2-2	3	3	1	0	1	10	
D19	• vs. Notre Dame	33	6-8	5-7	1-2	0-2-2	2	2	0	1	1	18	
D22	• at [4] Iowa	30	3-7	2-6	0-0	0-4-4	1	3	3	0	1	8	
D25	• Maryland	30	1-1	1-1	2-2	0-5-5	2	3	1	0	1	3	
D29	• at [14] Rutgers	32	4-8	2-5	4-6	0-4-4	2	2	0	0	1	14	
J2	• at [15] Illinois	30	3-6	3-5	0-0	0-3-3	4	0	1	0	0	9	
J5	Nebraska				-- POSTPONED --								
J8	• at [23] Michigan State	32	1-8	1-4	0-0	0-3-3	2	0	1	0	0	3	
J14	• at Indiana	24	3-6	2-4	0-0	0-1-1	5	3	1	0	0	8	
J17	• Penn State	33	5-12	3-10	2-3	1-5-6	2	2	2	0	1	15	
J19	• at [15] Ohio State	29	5-9	1-5	4-4	0-4-4	1	0	2	0	2	15	
J22	Michigan												
J30	Minnesota												
F2	at Maryland												
F6	Northwestern												
F11	at Minnesota												
F16	Michigan State												
F20	at Nebraska												
F26	at Penn State												
M2	Wisconsin												
M6	Indiana												
Purdue Team Game-by-Game													
Date	Opponent	Min.	FG	3FG	FT	O-D-T	PF	A	TO	B	S	Pts.	
N25	vs. Liberty	200	31-53	9-18	6-11	5-25-30	18	20	16	2	5	77	
N26	vs. Clemson	200	26-58	9-21	9-11	13-24-37	16	11	22	3	4	70	
D1	Oakland	200	33-60	17-32	10-11	13-27-40	14	27	12	1	4	93	
D4	Valparaiso	200	19-54	6-23	24-37	11-23-34	21	13	9	1	4	68	
D8	at Miami	200	21-60	4-25	8-10	13-27-40	23	11	14	2	8	54	
D12	Indiana State	200	30-54	6-16	14-21	12-28-40	13	22	19	8	3	80	
D16	[20] Ohio State	200	25-53	6-20	11-13	9-27-36	19	16	16	3	9	67	
D19	vs. Notre Dame	200	32-65	14-28	10-15	12-28-40	18	20	6	2	6	88	
D22	at [4] Iowa	200	23-58	8-25	1-3	9-26-35	16	17	14	3	6	55	
D25	Maryland	200	26-57	10-22	11-17	10-31-41	18	16	10	3	3	73	
D29	at [14] Rutgers	200	29-59	7-26	11-14	9-24-33	15	14	8	2	2	76	
J2	at [15] Illinois	200	22-56	7-16	7-12	6-2-33	20	11	14	4	3	58	
J5	Nebraska				-- POSTPONED --								
J8	at [23] Michigan State	200	19-56	3-24	14-19	16-21-37	21	9	14	3	2	55	
J14	at Indiana	200	25-47	11-17	20-31	7-31-38	24	15	14	1	3	81	
J17	Penn State	200	25-62	6-32	24-33	14-33-47	16	12	12	7	5	80	
J19	at [15] Ohio State	200	26-54	5-20	10-17	9-29-38	18	4	10	1	5	67	
J22	Michigan												
J30	Minnesota												
F2	at Maryland												
F6	Northwestern												
F11	at Minnesota												
F16	Michigan State												
F20	at Nebraska												
F26/27	at Penn State												
M2	Wisconsin												
M6	Indiana												

INDIVIDUAL CAREER STATISTICS

DOWUONA, Emmanuel

				Field Goals		3-Point		F-Throws		Rebounds									Scoring	
SEASON	TEAM	GP-GS	MIN/AVG	FG-FGA	FG%	3FG-FGA	3FG%	FT-FTA	FT%	OFF	DEF	TOT	AVG	PF-FO	AST	TO	BLK	STL	PTS	AVG
2019-20	Purdue	9-0	31/3.4	6-13	.462	0-0	.000	0-0	.000	3	5	8	0.9	10-0	1	2	3	2	12	1.3
TOTAL		9-0	31/3.4	6-13	.462	0-0	.000	0-0	.000	3	5	8	0.9	10-0	1	2	3	2	12	1.3

EDEY, Zach

				Field Goals		3-Point		F-Throws		Rebounds									Scoring	
SEASON	TEAM	GP-GS	MIN/AVG	FG-FGA	FG%	3FG-FGA	3FG%	FT-FTA	FT%	OFF	DEF	TOT	AVG	PF-FO	AST	TO	BLK	STL	PTS	AVG
2020-21	Purdue	16-2	232/14.5	48-83	.578	0-0	.000	34-50	.680	22	41	63	3.9	40-1	3	26	15	2	130	8.1
TOTAL		16-2	232/14.5	48-83	.578	0-0	.000	34-50	.680	22	41	63	3.9	40-1	3	26	15	2	130	8.1

FROST, Matt

				Field Goals		3-Point		F-Throws		Rebounds									Scoring	
SEASON	TEAM	GP-GS	MIN/AVG	FG-FGA	FG%	3FG-FGA	3FG%	FT-FTA	FT%	OFF	DEF	TOT	AVG	PF-FO	AST	TO	BLK	STL	PTS	AVG
2019-20	Purdue	9-0	17/1.9	1-2	.500	0-1	.000	0-0	.000	0	1	1	0.1	1-0	0	0	0	0	2	0.2
2020-21	Purdue	1-0	3/3.4	1-1	1.000	1-1	1.000	0-0	.000	0	0	0	0.0	0-0	1	0	0	0	3	3.0
TOTAL		10-0	21/2.1	2-3	.667	1-2	.500	0-0	.000	0	1	1	0.1	1-0	1	0	0	0	5	0.5

GILLIS, Mason

				Field Goals		3-Point		F-Throws		Rebounds									Scoring	
SEASON	TEAM	GP-GS	MIN/AVG	FG-FGA	FG%	3FG-FGA	3FG%	FT-FTA	FT%	OFF	DEF	TOT	AVG	PF-FO	AST	TO	BLK	STL	PTS	AVG
2020-21	Purdue	16-11	328/20.5	28-60	.467	11-36	.306	14-16	.875	17	33	50	3.1	39-1	18	16	1	7	81	5.1
TOTAL		16-11	328/20.5	28-60	.467	11-36	.306	14-16	.875	17	33	50	3.1	39-1	18	16	1	7	81	5.1

HUNTER JR., Eric

				Field Goals		3-Point		F-Throws		Rebounds									Scoring	
SEASON	TEAM	GP-GS	MIN/AVG	FG-FGA	FG%	3FG-FGA	3FG%	FT-FTA	FT%	OFF	DEF	TOT	AVG	PF-FO	AST	TO	BLK	STL	PTS	AVG
2018-19	Purdue	36-1	450/12.5	27-89	.303	10-46	.217	15-21	.714	16	34	50	1.4	37-0	39	21	3	13	79	2.2
2019-20	Purdue	31-30	974/31.4	117-282	.415	43-121	.355	51-67	.761	38	63	101	3.3	77-2	82	61	4	32	328	10.6
2020-21	Purdue	12-11	356/29.7	41-116	.353	16-51	.314	28-32	.875	9	24	33	2.8	24-0	40	26	0	12	126	10.5
TOTAL		79-42	1780/22.5	185-487	.380	69-218	.317	94-120	.783	63	121	184	2.3	138-2	161	108	7	57	533	6.7

IVEY, Jaden

				Field Goals		3-Point		F-Throws		Rebounds									Scoring	
SEASON	TEAM	GP-GS	MIN/AVG	FG-FGA	FG%	3FG-FGA	3FG%	FT-FTA	FT%	OFF	DEF	TOT	AVG	PF-FO	AST	TO	BLK	STL	PTS	AVG
2020-21	Purdue	11-0	182/16.5	30-76	.395	7-33	.212	12-23	.522	6	23	29	2.6	16-0	14	7	1	4	79	7.2
TOTAL		11-0	182/16.5	30-76	.395	7-33	.212	12-23	.522	6	23	29	2.6	16-0	14	7	1	4	79	7.2

MARTIN, Chase

				Field Goals		3-Point		F-Throws		Rebounds									Scoring	
SEASON	TEAM	GP-GS	MIN/AVG	FG-FGA	FG%	3FG-FGA	3FG%	FT-FTA	FT%	OFF	DEF	TOT	AVG	PF-FO	AST	TO	BLK	STL	PTS	AVG
2020-21	Purdue	1-0	3/3.4	0-1	.000	0-1	.000	0-0	.000	0	0	0	0.0	0-0	0	0	0	0	0	0.0
TOTAL		1-0	3/3.4	0-1	.000	0-1	.000	0-0	.000	0	0	0	0.0	0-0	0	0	0	0	0	0.0

MORTON, Ethan

				Field Goals		3-Point		F-Throws		Rebounds									Scoring	
SEASON	TEAM	GP-GS	MIN/AVG	FG-FGA	FG%	3FG-FGA	3FG%	FT-FTA	FT%	OFF	DEF	TOT	AVG	PF-FO	AST	TO	BLK	STL	PTS	AVG
2020-21	Purdue	16-0	158/9.9	4-18	.222	3-13	.231	0-0	.000	2	10	12	0.8	7-0	17	11	1	1	11	0.7
TOTAL		16-0	158/9.9	4-18	.222	3-13	.231	0-0	.000	2	10	12	0.8	7-0	17	11	1	1	11	0.7

INDIVIDUAL CAREER STATISTICS

NEWMAN, Brandon

				Field Goals		3-Point		F-Throws		Rebounds									Scoring	
SEASON	TEAM	GP-GS	MIN/AVG	FG-FGA	FG%	3FG-FGA	3FG%	FT-FTA	FT%	OFF	DEF	TOT	AVG	PF-FO	AST	TO	BLK	STL	PTS	AVG
2020-21	Purdue	16-16	409/25.6	52-122	.426	23-60	.383	19-20	.950	7	49	56	3.5	35-1	27	25	8	13	146	9.1
TOTAL		16-16	409/25.6	52-122	.426	23-60	.383	19-20	.950	7	49	56	3.5	35-1	27	25	8	13	146	9.1

STEFANOVIC, Sasha

				Field Goals		3-Point		F-Throws		Rebounds									Scoring	
SEASON	TEAM	GP-GS	MIN/AVG	FG-FGA	FG%	3FG-FGA	3FG%	FT-FTA	FT%	OFF	DEF	TOT	AVG	PF-FO	AST	TO	BLK	STL	PTS	AVG
2018-19	Purdue	36-0	419/11.6	30-77	.390	25-61	.410	5-14	.357	3	37	40	1.1	43-0	16	25	4	20	90	2.5
2019-20	Purdue	30-22	792/26.4	85-221	.385	64-167	.383	40-49	.816	5	68	73	2.4	62-2	51	41	9	30	274	9.1
2020-21	Purdue	16-16	499/31.2	52-113	.460	41-90	.456	32-40	.800	2	49	51	3.2	34-1	38	20	1	9	177	11.1
TOTAL		82-38	1710/20.9	167-411	.406	130-318	.409	77-103	.748	10	154	164	2.0	139-3	105	86	14	59	541	6.6

THOMPSON, Isaiah

				Field Goals		3-Point		F-Throws		Rebounds									Scoring	
SEASON	TEAM	GP-GS	MIN/AVG	FG-FGA	FG%	3FG-FGA	3FG%	FT-FTA	FT%	OFF	DEF	TOT	AVG	PF-FO	AST	TO	BLK	STL	PTS	AVG
2019-20	Purdue	31-0	581/18.7	58-164	.354	36-100	.360	21-31	.677	5	28	33	1.1	43-0	21	24	1	13	173	5.6
2020-21	Purdue	16-5	313/19.6	24-55	.436	15-37	.405	16-22	.727	8	16	24	1.5	15-0	22	11	0	4	79	4.9
TOTAL		47-5	894/19.0	82-219	.374	51-137	.372	37-53	.698	13	44	57	1.2	58-0	43	35	1	17	252	5.4

WHEELER, Aaron

				Field Goals		3-Point		F-Throws		Rebounds									Scoring	
SEASON	TEAM	GP-GS	MIN/AVG	FG-FGA	FG%	3FG-FGA	3FG%	FT-FTA	FT%	OFF	DEF	TOT	AVG	PF-FO	AST	TO	BLK	STL	PTS	AVG
2018-19	Purdue	36-0	494/13.7	60-135	.444	31-85	.365	19-31	.613	34	75	109	3.0	65-1	15	24	17	21	170	4.7
2019-20	Purdue	31-9	548/17.7	37-144	.257	21-97	.216	17-20	.850	30	99	129	4.2	59-3	29	30	11	20	112	3.6
2020-21	Purdue	16-5	319/20.0	24-62	.387	10-39	.256	3-5	.600	15	62	77	4.8	33-1	22	19	10	11	61	3.8
TOTAL		83-14	1361/16.4	121-341	.355	62-221	.281	39-56	.696	79	236	315	3.8	157-5	66	73	38	52	343	4.1

WILLIAMS, Trevion

				Field Goals		3-Point		F-Throws		Rebounds									Scoring	
SEASON	TEAM	GP-GS	MIN/AVG	FG-FGA	FG%	3FG-FGA	3FG%	FT-FTA	FT%	OFF	DEF	TOT	AVG	PF-FO	AST	TO	BLK	STL	PTS	AVG
2018-19	Purdue	34-8	350/10.3	78-144	.542	1-3	.333	19-37	.514	61	76	137	4.0	65-1	18	19	15	12	176	5.2
2019-20	Purdue	31-22	665/21.4	154-299	.515	3-9	.333	45-94	.479	104	133	237	7.6	72-2	45	51	13	20	356	11.5
2020-21	Purdue	16-14	394/24.6	107-198	.540	0-3	.000	32-67	.478	56	96	152	9.5	47-2	35	38	9	9	246	15.4
TOTAL		81-44	1408/17.4	339-641	.529	4-15	.267	96-198	.485	221	305	526	6.5	184-5	98	108	37	41	778	9.6

WULBRUN, Jared


				Field Goals		3-Point		F-Throws		Rebounds									Scoring	
SEASON	TEAM	GP-GS	MIN/AVG	FG-FGA	FG%	3FG-FGA	3FG%	FT-FTA	FT%	OFF	DEF	TOT	AVG	PF-FO	AST	TO	BLK	STL	PTS	AVG
2018-19	CLU	25-23	682/27.3	50-132	.379	43-120	.358	21-26	.808	1	38	39	1.6	39-0	40	33	0	10	164	6.6
2019-20	Purdue	9-0	17/1.9	1-2	.500	1-2	.500	0-0	.000	0	0	0	0.0	0-0	2	2	0	0	3	0.3
2020-21	Purdue	1-0	3/3.4	1-1	1.000	1-1	1.000	0-0	.000	0	0	0	0.0	0-0	1	0	0	0	3	3.0
TOTAL FOR Purdue		10-0	21/2.1	2-3	.667	2-3	.667	0-0	.000	0	0	0	0.0	0-0	3	2	0	0	6	0.6
TOTAL		35-23	702/20.1	52-135	.385	45-123	.366	21-26	.808	1	38	39	1.1	39-0	43	35	0	10	170	4.9

SEASON / CAREER HIGHS

#0 MASON GILLIS	#1 AARON WHEELER	#2 ERIC HUNTER JR.	#4 EMMANUEL DOWUONA
Points S: 12, Two Times C: 12, Two Times Rebounds S: 9 vs. Notre Dame (12-19-20) C: 9 vs. Notre Dame (12-19-20) Assists S: 3, Two Times C: 3, Two Times Steals S: 2, Two Times C: 2, Two Times Blocked Shots S: 1 vs. [20] Ohio State (12-16-20) C: 1 vs. [20] Ohio State (12-16-20) Field Goals Made S: 4, Two Times C: 4, Two Times Field Goal Attempts S: 10 vs. Miami (12-8-20) C: 10 vs. Miami (12-8-20) Three-Pointers Made S: 2, Two Times C: 2, Two Times Three-Point Attempts S: 6 vs. Penn State (1-17-21) C: 6 vs. Penn State (1-17-21) Free Throws Made S: 6 vs. Penn State (1-17-21) C: 6 vs. Penn State (1-17-21) Free Throw Attempts S: 6 vs. Penn State (1-17-21) C: 6 vs. Penn State (1-17-21) Minutes S: 31 vs. [14] Rutgers (12-29-20) C: 31 vs. [14] Rutgers (12-29-20)	Points S: 10, Two Times C: 15 vs. [23] Maryland (12-6-18) Rebounds S: 13 vs. Indiana State (12-12-20) C: 13 vs. Indiana State (12-12-20) Assists S: 4 vs. Liberty (11-25-20) C: 5, Two Times Steals S: 3 vs. [20] Ohio State (12-16-20) C: 4 vs. Texas (11-9-19) Blocked Shots S: 4 vs. Indiana State (12-12-20) C: 4 vs. Indiana State (12-12-20) Field Goals Made S: 4, Three Times C: 6 vs. [23] Maryland (12-6-18) Field Goal Attempts S: 8 vs. Oakland (12-1-20) C: 12, Two Times Three-Pointers Made S: 2, Two Times C: 3, Four Times Three-Point Attempts S: 5 vs. [23] Michigan State (1-8-21) C: 7, Three Times Free Throws Made S: 2 vs. Notre Dame (12-19-20) C: 5 vs. Rutgers (1-15-19) Free Throw Attempts S: 2, Two Times C: 8 vs. Rutgers (1-15-19) Minutes S: 29, Two Times C: 34 vs. Texas (11-9-19)	Points S: 18 vs. Notre Dame (12-19-20) C: 19 vs. [18] Iowa (3-3-20) Rebounds S: 6 vs. [23] Michigan State (1-8-21) C: 7, Four Times Assists S: 8 vs. Notre Dame (12-19-20) C: 8 vs. Notre Dame (12-19-20) Steals S: 3 vs. Notre Dame (12-19-20) C: 3, FOur Times Blocked Shots S: 0 C: 1, Six Times Field Goals Made S: 6, Three Times C: 7 vs. Green Bay (11-6-19) Field Goal Attempts S: 15, Two Times C: 15, Two Times Three-Pointers Made S: 4 vs. Notre Dame (12-19-20) C: 4, Two Times Three-Point Attempts S: 7 vs. Notre Dame (12-19-20) C: 8, Two Times Free Throws Made S: 6 vs. Penn State (1-17-21) C: 7 vs. [18] Iowa (3-3-20) Free Throw Attempts S: 6 vs. Penn State (1-17-21) C: 8, Two Times Minutes S: 34, Two Times C: 47 vs. [19] Michigan (1-9-20)	Points S: 0 C: 4 vs. Chicago State (11-16-19) Rebounds S: 0 C: 3 vs. Central Michigan (12-28-19) Assists S: 0 C: 1 vs. Central Michigan (12-28-19) Steals S: 0 C: 1 vs. Chicago State (11-16-19) Blocked Shots S: 0 C: 2 vs. Chicago State (11-16-19) Field Goals Made S: 0 C: 2 vs. Chicago State (11-16-19) Field Goal Attempts S: 0 C: 4 vs. Jacksonville State (11-23-19) Three-Pointers Made S: 0 C: 0 Three-Point Attempts S: 0 C: 0 Free Throws Made S: 0 C: 0 Free Throw Attempts S: 0 C: 0 Minutes S: 0 C: 9 vs. Chicago State (11-16-19)
#5 BRANDON NEWMAN	#11 ISAIAH THOMPSON	#14 JARED WULBRUN	#15 ZACH EDEY
Points S: 21 vs. Oakland (12-1-20) C: 21 vs. Oakland (12-1-20) Rebounds S: 8 vs. [4] Iowa (12-22-20) C: 8 vs. [4] Iowa (12-22-20) Assists S: 4, Two Times C: 4, Two Times Steals S: 2, Three Times C: 2, Three Times Blocked Shots S: 3 vs. Penn State (1-17-21) C: 3 vs. Penn State (1-17-21) Field Goals Made S: 7, Two Times C: 7, Two Times Field Goal Attempts S: 14 vs. Clemson (11-26-20) C: 14 vs. Clemson (11-26-20) Three-Pointers Made S: 4 vs. Oakland (12-1-20) C: 4 vs. Oakland (12-1-20) Three-Point Attempts S: 7, Three Times C: 7, Three Times Free Throws Made S: 6 vs. Indiana (1-14-21) C: 6 vs. Indiana (1-14-21) Free Throw Attempts S: 6 vs. Indiana (1-14-21) C: 6 vs. Indiana (1-14-21) Minutes S: 37 vs. Clemson (11-26-20) C: 37 vs. Clemson (11-26-20)	Points S: 17 vs. [14] Rutgers (12-29-20) C: 17, Two Times Rebounds S: 4 vs. [4] Iowa (12-22-20) C: 4, Two Times Assists S: 6 vs. Oakland (12-1-20) C: 6 vs. Oakland (12-1-20) Steals S: 1, Four Times C: 3 vs. Central Michigan (12-28-19) Blocked Shots S: 0 C: 1 vs. Central Michigan (12-28-19) Field Goals Made S: 7 vs. [14] Rutgers (12-29-20) C: 7 vs. [14] Rutgers (12-29-20) Field Goal Attempts S: 10 vs. Clemson (11-26-20) C: 11, Two Times Three-Pointers Made S: 3, Two Times C: 5 vs. Chicago State (11-16-19) Three-Point Attempts S: 5 vs. Clemson (11-26-20) C: 10 vs. Chicago State (11-16-19) Free Throws Made S: 9 vs. Valparaiso (12-4-20) C: 9 vs. Valparaiso (12-4-20) Free Throw Attempts S: 12 vs. Valparaiso (12-4-20) C: 12, Two Times Minutes S: 36 vs. Valparaiso (12-4-20) C: 40 vs. [19] Michigan (1-9-20)	Points S: 3 vs. Oakland (12-1-20) C: 19 vs. Redlands (2-13-19) Rebounds S: 0 C: 4, Two Times Assists S: 1 vs. Oakland (12-1-20) C: 5 vs. UC Santa Cruz (1-26-19) Steals S: 0 C: 2 vs. Pacific, Ore. (11-21-19) Blocked Shots S: 0 C: 0 Field Goals Made S: 1 vs. Oakland (12-1-20) C: 6 vs. Redlands (2-13-19) Field Goal Attempts S: 1 vs. Oakland (12-1-20) C: 12 vs. Pomona-Pitzer (2-9-19) Three-Pointers Made S: 1 vs. Oakland (12-1-20) C: 5, Two Times Three-Point Attempts S: 1 vs. Oakland (12-1-20) C: 9, Four Times Free Throws Made S: 0 C: 5, Three Times Free Throw Attempts S: 0 C: 6, Two Times Minutes S: 3 vs. Oakland (12-1-20) C: 36 vs. Redlands (1-9-19)	Points S: 19 vs. Liberty (11-25-20) C: 19 vs. Liberty (11-25-20) Rebounds S: 8 vs. Clemson (11-26-20) C: 8 vs. Clemson (11-26-20) Assists S: 1, Three Times C: 1, Three Times Steals S: 1, Two Times C: 1, Two Times Blocked Shots S: 3 vs. [15] Illinois (1-2-21) C: 3 vs. [15] Illinois (1-2-21) Field Goals Made S: 9 vs. Liberty (11-25-20) C: 9 vs. Liberty (11-25-20) Field Goal Attempts S: 10 vs. Liberty (11-25-20) C: 10 vs. Liberty (11-25-20) Three-Pointers Made S: 0 C: 0 Three-Point Attempts S: 0 C: 0 Free Throws Made S: 5, Three Times C: 5, Three Times Free Throw Attempts S: 7 vs. Clemson (11-26-20) C: 7 vs. Clemson (11-26-20) Minutes S: 21, Two Times C: 21, Two Times

GAME 17 // PURDUE vs. MICHIGAN // JANUARY 22, 2021

SEASON / CAREER HIGHS			
#21 MATT FROST			
Points			
S:	3 vs. Oakland (12-1-20)		
C:	3 vs. Oakland (12-1-20)		
Rebounds			
S:	0		
C:	1 vs. [8] Michigan State (1-12-20)		
Assists			
S:	1 vs. Oakland (12-1-20)		
C:	1 vs. Oakland (12-1-20)		
Steals			
S:	0		
C:	0		
Blocked Shots			
S:	0		
C:	0		
Field Goals Made			
S:	1 vs. Oakland (12-1-20)		
C:	1, Two Times		
Field Goal Attempts			
S:	1 vs. Oakland (12-1-20)		
C:	2 vs. Central Michigan (12-28-19)		
Three-Pointers Made			
S:	1 vs. Oakland (12-1-20)		
C:	1 vs. Oakland (12-1-20)		
Three-Point Attempts			
S:	1 vs. Oakland (12-1-20)		
C:	1, Two Times		
Free Throws Made			
S:	0		
C:	0		
Free Throw Attempts			
S:	0		
C:	0		
Minutes			
S:	3 vs. Oakland (12-1-20)		
C:	4 vs. Central Michigan (12-28-19)		
#34 CARSON BARRETT			
Points			
S:	0		
C:	0		
Rebounds			
S:	0		
C:	0		
Assists			
S:	0		
C:	0		
Steals			
S:	0		
C:	0		
Blocked Shots			
S:	0		
C:	0		
Field Goals Made			
S:	0		
C:	0		
Field Goal Attempts			
S:	0		
C:	0		
Three-Pointers Made			
S:	0		
C:	0		
Three-Point Attempts			
S:	0		
C:	0		
Free Throws Made			
S:	0		
C:	0		
Free Throw Attempts			
S:	0		
C:	0		
Minutes			
S:	0		
C:	0		
#22 CHASE MARTIN			
Points			
S:	0		
C:	0		
Rebounds			
S:	0		
C:	0		
Assists			
S:	0		
C:	0		
Steals			
S:	0		
C:	0		
Blocked Shots			
S:	0		
C:	0		
Field Goals Made			
S:	0		
C:	0		
Field Goal Attempts			
S:	0		
C:	0		
Three-Pointers Made			
S:	0		
C:	0		
Three-Point Attempts			
S:	1 vs. Oakland (12-1-20)		
C:	1 vs. Oakland (12-1-20)		
Free Throws Made			
S:	0		
C:	0		
Free Throw Attempts			
S:	0		
C:	0		
Minutes			
S:	3 vs. Oakland (12-1-20)		
C:	3 vs. Oakland (12-1-20)		
#23 JADEN IVEY			
Points			
S:	15 vs. [15] Ohio State (1-19-21)		
C:	15 vs. [15] Ohio State (1-19-21)		
Rebounds			
S:	6 vs. [23] Michigan State (1-8-21)		
C:	6 vs. [23] Michigan State (1-8-21)		
Assists			
S:	4 vs. Maryland (12-25-20)		
C:	4 vs. Maryland (12-25-20)		
Steals			
S:	1, Four Times		
C:	1, Four Times		
Blocked Shots			
S:	1 vs. [14] Rutgers (12-29-20)		
C:	1 vs. [14] Rutgers (12-29-20)		
Field Goals Made			
S:	6 vs. [15] Ohio State (1-19-21)		
C:	6 vs. [15] Ohio State (1-19-21)		
Field Goal Attempts			
S:	12 vs. [15] Ohio State (1-19-21)		
C:	12 vs. [15] Ohio State (1-19-21)		
Three-Pointers Made			
S:	2, Three Times		
C:	2, Three Times		
Three-Point Attempts			
S:	6 vs. [15] Ohio State (1-19-21)		
C:	6 vs. [15] Ohio State (1-19-21)		
Free Throws Made			
S:	5 vs. Indiana (1-14-21)		
C:	5 vs. Indiana (1-14-21)		
Free Throw Attempts			
S:	7 vs. Indiana (1-14-21)		
C:	7 vs. Indiana (1-14-21)		
Minutes			
S:	27 vs. [15] Ohio State (1-19-21)		
C:	27 vs. [15] Ohio State (1-19-21)		
#25 ETHAN MORTON			
Points			
S:	5 vs. Valparaiso (12-4-20)		
C:	5 vs. Valparaiso (12-4-20)		
Rebounds			
S:	2, Four Times		
C:	2, Four Times		
Assists			
S:	6 vs. Oakland (12-1-20)		
C:	6 vs. Oakland (12-1-20)		
Steals			
S:	1 vs. Oakland (12-1-20)		
C:	1 vs. Oakland (12-1-20)		
Blocked Shots			
S:	0		
C:	0		
Field Goals Made			
S:	2 vs. Valparaiso (12-4-20)		
C:	2 vs. Valparaiso (12-4-20)		
Field Goal Attempts			
S:	5 vs. Valparaiso (12-4-20)		
C:	5 vs. Valparaiso (12-4-20)		
Three-Pointers Made			
S:	1, Three Times		
C:	1, Three Times		
Three-Point Attempts			
S:	4 vs. Valparaiso (12-4-20)		
C:	4 vs. Valparaiso (12-4-20)		
Free Throws Made			
S:	0		
C:	0		
Free Throw Attempts			
S:	0		
C:	0		
Minutes			
S:	25 vs. Clemson (11-26-20)		
C:	25 vs. Clemson (11-26-20)		
#50 TREVION WILLIAMS			
Points			
S:	30 vs. Indiana State (12-12-20)		
C:	36 vs. [19] Michigan (1-9-20)		
Rebounds			
S:	14 vs. Oakland (12-1-20)		
C:	20 vs. [19] Michigan (1-9-20)		
Assists			
S:	8 vs. [20] Ohio State (12-16-20)		
C:	8 vs. [20] Ohio State (12-16-20)		
Steals			
S:	2 vs. Miami (12-8-20)		
C:	4 vs. [17] Butler (12-21-19)		
Blocked Shots			
S:	3 vs. [4] Iowa (12-22-20)		
C:	3 vs. [4] Iowa (12-22-20)		
Field Goals Made			
S:	13 vs. Indiana State (12-12-20)		
C:	16 vs. [19] Michigan (1-9-20)		
Field Goal Attempts			
S:	18 vs. Indiana State (12-12-20)		
C:	28 vs. [19] Michigan (1-9-20)		
Three-Pointers Made			
S:	0		
C:	1, Three Times		
Three-Point Attempts			
S:	1 vs. Valparaiso (12-4-20)		
C:	2 vs. Ohio State (2-15-20)		
Free Throws Made			
S:	8 vs. [23] Michigan State (1-8-21)		
C:	8 vs. [23] Michigan State (1-8-21)		
Free Throw Attempts			
S:	12 vs. [23] Michigan State (1-8-21)		
C:	12 vs. [23] Michigan State (1-8-21)		
Minutes			
S:	32 vs. Indiana (1-14-21)		
C:	44 vs. [19] Michigan (1-9-20)		
#55 SASHA STEFANOVIC			
Points			
S:	20 vs. Oakland (12-1-20)		
C:	23 vs. Central Michigan (12-28-19)		
Rebounds			
S:	6 vs. Penn State (1-17-21)		
C:	8 vs. [17] Maryland (1-18-20)		
Assists			
S:	7 vs. Oakland (12-1-20)		
C:	7 vs. Oakland (12-1-20)		
Steals			
S:	2 vs. [15] Ohio State (1-19-21)		
C:	4 vs. [5] Virginia (12-4-19)		
Blocked Shots			
S:	1 vs. Notre Dame (12-19-20)		
C:	3 vs. [8] Michigan State (1-12-20)		
Field Goals Made			
S:	6, Two Times		
C:	8 vs. Central Michigan (12-28-19)		
Field Goal Attempts			
S:	12 vs. Penn State (1-17-21)		
C:	13 vs. Central Michigan (12-28-19)		
Three-Pointers Made			
S:	6 vs. Oakland (12-1-20)		
C:	7 vs. Central Michigan (12-28-19)		
Three-Point Attempts			
S:	10 vs. Penn State (1-17-21)		
C:	10, Three Times		
Free Throws Made			
S:	7 vs. Valparaiso (12-4-20)		
C:	7 vs. Valparaiso (12-4-20)		
Free Throw Attempts			
S:	9 vs. Valparaiso (12-4-20)		
C:	9 vs. Valparaiso (12-4-20)		
Minutes			
S:	37 vs. [20] Ohio State (12-16-20)		
C:	46 vs. Minnesota (1-2-20)		

<div></div>	<div>PURDUE BOILERMAKERS</div> <div>2020-21 Record: 11-5 (6-3 Big Ten) AP Ranking: RV Streak: Win-4</div> <div>Scoring Offense: 71.4 Scoring Defense: 66.7 Scoring Margin: +4.7</div> <div>Field Goal Pct.: .455 Field Goal Pct. Defense: .414 3-Pt. Percentage: .351</div> <div>Rebound Margin: +6.4 Turnover Margin: -1.9</div>										<div>• Purdue is one of four schools (Gonzaga, Kentucky, Michigan) to make three straight Sweet 16 appearances.</div> <div>• In last 15 years, one school has won at Michigan St., Ohio St. 6 Indiana in same season – Purdue has done it 3 times.</div> <div>• Matt Painter needs one win to tie Illinois' Harry Combes for 8th on the Big Ten's wins list in league games (174).</div> <div>• Purdue's junior class has scored at least 29 points in 11 straight games (41.5 PPG in that span).</div> <div>• In two of Purdue's last four wins, the Boilermakers have made game-winning shots in the last five seconds.</div> <div>• Purdue has three comebacks of 11 or more points this year; tied for the 2nd most in school history.</div>																			
	<div>National Rankings:</div> <div>RV / Associated Press</div> <div>– / Coaches</div>										<div>LAST: 1 rebound in the win over Penn State.</div> <div>• Big Ten Freshman of the Week (Dec. 21): 9.0 PPG, 4.5 RPG, 7-7 FGs.</div> <div>• Has made 17-of-24 shots (.708) from inside the 3-point arc this year.</div> <div>• Avg. 6.3 PPG, 4.0 RPG, 0.7 APG in last 3 games (4-10 FGs, 9-10 FTs).</div> <div>• Played in 11 World Series as 11-year old in 2012; GW hit to advance to Williamsport.</div>										<div>CAREER HIGHS</div> <div>P: 12 Two Times</div> <div>R: 9 Notre Dame (12-19-20)</div> <div>A: 3 Miami (12-8-20)</div> <div>M: 31 [14] Rutgers (12-29-20)</div>									
	<div>2020-21 Record / Conf:</div> <div>11-5 / 6-3 Big Ten</div>										<div>LAST: 2 points, 5 rebs, 1 ast in the win over Ohio State.</div> <div>• Made numerous big plays in the final minute of Purdue's win over OSU.</div> <div>• Last 11 games is 7-24 from 3P range; first 5 games, was 3-15 from deep.</div> <div>• Good, efficient effort in opener vs. Liberty (10 pts, 5 rebs, 4 asts, 2-3 3Ps).</div> <div>• Had a strong freshman season (4.7 PPG, 3.0 RPG, 31-85 3Ps).</div>										<div>CAREER HIGHS</div> <div>P: 15 [23] Maryland (12-6-18)</div> <div>R: 13 Indiana State (12-12-20)</div> <div>A: 5 Marquette (11-13-19)</div> <div>M: 34 Texas (11-9-19)</div>									
	<div>Last Game:</div> <div>Def. [15] Ohio State</div> <div>67-65</div> <div>Jan. 19, 2021</div>										<div>LAST: 8 points, 4 rebs, 1 stl in the win over Ohio State.</div> <div>• Avg. 11.0 PPG, 3.0 APG, 3.3 RPG in the last 3 games (10-22 FGs, 9-10 FTs).</div> <div>• Purdue is 15-5 when he leads team in assists; 21-9 when he scores 10+ pts.</div> <div>• In 6 of 12 games, has had at least three 10s (ISU, OSU, Iowa, Md., Ill., PSU).</div> <div>• One of five returning Big Ten players to avg. 10.0 PPG, 3.0 RPG, 2.5 APG last yr.</div>										<div>CAREER HIGHS</div> <div>P: 19 [18] Iowa (3-3-20)</div> <div>R: 7 Four Times</div> <div>A: 8 Notre Dame (12-19-20)</div> <div>M: 47 [19] Michigan (1-9-20)</div>									
	<div>Next Game:</div> <div>Jan. 30, 2021</div> <div>[17] Minnesota</div>										<div>LAST: Has not played yet this season.</div> <div>• Has missed the start of the season due to respiratory issues.</div> <div>• Very athletic player that will provide depth off the bench.</div> <div>• Three of his six career field goals are dunks.</div> <div>• Brother, Ebenezer, is a freshman on N.C. State basketball team.</div>										<div>CAREER HIGHS</div> <div>P: 4 Chicago State (11-16-19)</div> <div>R: 3 Central Michigan (12-28-19)</div> <div>A: 1 Central Michigan (12-28-19)</div> <div>M: 9 Chicago State (11-16-19)</div>									
	<div>Head Coach:</div> <div>Matt Painter</div> <div>PUR: 348-179 / 16th</div> <div>CAR: 373-184 / 17th</div>										<div>LAST: 1 steal in the win over Ohio State.</div> <div>• Big Ten Freshman of the Week (Jan. 18): 12.5 PPG, 5.5 RPG, 2.0 BPG.</div> <div>• Ranks 3rd among Big Ten freshmen in scoring (9.1 PPG) and 3PM (23).</div> <div>• Had 10 turnovers in first 10 games; has 15 turnovers in last six games.</div> <div>• Finished 2nd in 2019 Indiana Mr. Basketball voting (Trayce Jackson-Davis).</div>										<div>CAREER HIGHS</div> <div>P: 21 Oakland (12-1-20)</div> <div>R: 8 [4] Iowa (12-22-20)</div> <div>A: 4 Notre Dame (12-19-20)</div> <div>M: 37 Clemson (11-26-20)</div>									
	<div>Assistant Coaches:</div> <div>Brandon Brantley</div> <div>Steve Lutz</div> <div>Micah Shrewsberry</div> <div>Elliot Bloom (DBO)</div>										<div>LAST: 3 points, 1 rebound in the win over Ohio State.</div> <div>• Over last 30 games dating to last year, is 34-of-85 (.400) from long range.</div> <div>• Is 8-of-17 (.471) from 3P range in last 9 games; was 0-of-7 in prev. 3 games.</div> <div>• Finished last year 8th on the Purdue 3PM list by freshmen (36).</div> <div>• Brother, P.J., is a grad asst. at Purdue; 3-year starter from 2016-18 at Purdue.</div>										<div>CAREER HIGHS</div> <div>P: 17 Two Times</div> <div>R: 4 Two Times</div> <div>A: 6 Oakland (12-1-20)</div> <div>M: 40 [19] Michigan (1-9-20)</div>									
	<div>2020-21 SCHEDULE</div>										<div>LAST: Did not play in the win over Ohio State.</div> <div>• Made 2nd career 3-pointer (at Purdue) in the win over Oakland.</div> <div>• A strong shooter, Wulbrun is a walk-on transfer from Cal Lutheran.</div> <div>• As a freshman at Cal Lutheran, avg. 6.6 PPG with 43 3-pointers.</div> <div>• Father, Jeff, is the associate head coach at Stanford University.</div>										<div>CAREER HIGHS</div> <div>P: 19 Redlands (2-13-19)</div> <div>R: 4 Two Times</div> <div>A: 5 UC Santa Cruz (1-26-19)</div> <div>M: 36 Redlands (1-9-19)</div>									
	<div>Opponent</div> <div>Date / Result</div> <div>vs. Liberty</div> <div>W, 77-64</div> <div>vs. Clemson</div> <div>L, 70-81</div> <div>Oakland</div> <div>W, 93-50</div> <div>Valparaiso</div> <div>W, 68-61</div> <div>at Miami</div> <div>L, 54-58</div> <div>Indiana State</div> <div>W, 80-68</div> <div>[20] Ohio State</div> <div>W, 67-60</div> <div>vs. Notre Dame</div> <div>W, 88-78</div> <div>at [4] Iowa</div> <div>L, 55-70</div> <div>Maryland</div> <div>W, 73-70</div> <div>at [14] Rutgers</div> <div>L, 76-81</div> <div>at [15] Illinois</div> <div>L, 58-66</div> <div>Nebraska</div> <div>POSTPONED</div> <div>at [23] Michigan State</div> <div>W, 55-54</div> <div>at Indiana</div> <div>W, 81-69</div> <div>Penn State</div> <div>W, 80-72</div> <div>at [15] Ohio State</div> <div>W, 67-65</div> <div>[7] Michigan</div> <div>J22</div> <div>Minnesota</div> <div>J30</div> <div>at Maryland</div> <div>F2</div> <div>Northwestern</div> <div>F6</div> <div>at Minnesota</div> <div>F11</div> <div>Michigan State</div> <div>F16</div> <div>at Nebraska</div> <div>F20</div> <div>at Penn State</div> <div>F26</div> <div>Wisconsin</div> <div>M2</div> <div>Indiana</div> <div>M6</div> <div>Big Ten Tournament</div> <div>M10-14</div> <div>NCAA Tournament</div> <div>TBA</div>										<div>#14 Jared Wulbrun So. Guard</div> <div>5-10 185 Stanford, Calif. Palo Alto Cal Lutheran</div> <div>GP / GS</div> <div>PPG</div> <div>RPG</div> <div>APG</div> <div>Blks.</div> <div>Stls.</div> <div>FG %</div> <div>3P %</div> <div>FT %</div> <div>1 / 0</div> <div>3.0</div> <div>0.0</div> <div>1.0</div> <div>0</div> <div>0</div> <div>1-1</div> <div>1-1</div> <div>0-0</div>										<div>CAREER HIGHS</div> <div>P: 19 Redlands (2-13-19)</div> <div>R: 4 Two Times</div> <div>A: 5 UC Santa Cruz (1-26-19)</div> <div>M: 36 Redlands (1-9-19)</div>									
	<div>#15 Zach Edey Fr. Center (e-Dee)</div> <div>7-4 285 Toronto, Canada IMG Academy (Fla.)</div> <div>GP / GS</div> <div>PPG</div> <div>RPG</div> <div>APG</div> <div>Blks.</div> <div>Stls.</div> <div>FG %</div> <div>3P %</div> <div>FT %</div> <div>16 / 2</div> <div>8.1</div> <div>3.9</div> <div>0.2</div> <div>15</div> <div>2</div> <div>.578</div> <div>0-0</div> <div>.680</div>										<div>LAST: 8 points, 5 rebs, 1 blk in the win over Ohio State.</div> <div>• Big Ten Co-Freshman of the Week (Nov.30): 18.0 PPG, 6.5 RPG, 15-18 FGs.</div> <div>• Has 15 points, 11 rebounds, 3 blocks in 40 mins. in last 2 games (5-10 FGs).</div> <div>• Had 20 turnovers in first 7 games; has 6 turnovers in last 9 games.</div> <div>• Played hockey & baseball in Canada, before learning to play BB about 3 yrs. ago.</div>										<div>CAREER HIGHS</div> <div>P: 19 Liberty (11-25-20)</div> <div>R: 8 Clemson (11-26-20)</div> <div>B: 3 [15] Illinois (1-2-21)</div> <div>M: 21 Clemson (11-26-20)</div>									
<div>#21 Matt Frost So. Forward</div> <div>6-5 200 Columbus, Ind. Columbus East</div> <div>GP / GS</div> <div>PPG</div> <div>RPG</div> <div>APG</div> <div>Blks.</div> <div>Stls.</div> <div>FG %</div> <div>3P %</div> <div>FT %</div> <div>1 / 0</div> <div>3.0</div> <div>0.0</div> <div>1.0</div> <div>0</div> <div>0</div> <div>1-1</div> <div>1-1</div> <div>0-0</div>										<div>LAST: Did not play in the win over Ohio State.</div> <div>• Made his first career 3-pointer in the win over Oakland.</div> <div>• Avg. 14.2 PPG, 6.2 RPG and 1.9 APG as a senior at Columbus East.</div> <div>• The Republic Boys Basketball Player of the Year; first-team all-conference.</div> <div>• Family includes 11 Purdue alums, including brother Kyle – current student.</div>										<div>CAREER HIGHS</div> <div>P: 3 Oakland (12-1-20)</div> <div>R: 1 [18] Michigan St. (1-12-20)</div> <div>A: 1 Oakland (12-1-20)</div> <div>M: 4 Central Michigan (12-28-19)</div>										
<div>#22 Chase Martin Fr. Guard</div> <div>6-3 195 Columbia, Mo. Tolton</div> <div>GP / GS</div> <div>PPG</div> <div>RPG</div> <div>APG</div> <div>Blks.</div> <div>Stls.</div> <div>FG %</div> <div>3P %</div> <div>FT %</div> <div>1 / 0</div> <div>0.0</div> <div>0.0</div> <div>0.0</div> <div>0</div> <div>0</div> <div>0-1</div> <div>0-1</div> <div>—</div>										<div>LAST: Did not play in the win over Ohio State.</div> <div>• Saw first career action in the win over Oakland.</div> <div>• Named All-Conference and All-District as a senior at Tolton.</div> <div>• Was class valedictorian at Tolton.</div> <div>• Father, Cuonzo, is the head coach at Missouri; former teammate of Painter.</div>										<div>CAREER HIGHS</div> <div>P: 0</div> <div>R: 0</div> <div>A: 0</div> <div>M: 3 Oakland (12-1-20)</div>										
<div>#23 Jaden Ivey Fr. Guard (jay-den Ivy)</div> <div>6-4 200 South Bend, Ind. La Lumiere Prep</div> <div>GP / GS</div> <div>PPG</div> <div>RPG</div> <div>APG</div> <div>Blks.</div> <div>Stls.</div> <div>FG %</div> <div>3P %</div> <div>FT %</div> <div>11 / 0</div> <div>7.2</div> <div>2.6</div> <div>1.3</div> <div>1</div> <div>4</div> <div>.395</div> <div>.212</div> <div>.522</div>										<div>LAST: 15 points, 4 rebs, 2 asts in the win over Ohio State.</div> <div>• Avg. 11.3 PPG, 3.0 RPG, 1.7 APG in last 3 games (11-23 FGs; 4-13 3Ps).</div> <div>• Hit GW 3-pointer vs. Ohio State with 5 secs. left; 8 pts. in final 3 1/2 mins.</div> <div>• In 61 minutes during last 3 games, has 34 points, 10 rebs, 5 asts.</div> <div>• Mother, Niele, is the WBB coach at Notre Dame; asst. with Grizzlies for a yr.</div>										<div>CAREER HIGHS</div> <div>P: 15 [15] Ohio State (1-19-21)</div> <div>R: 6 [23] Michigan State (1-8-21)</div> <div>A: 4 Maryland (12-25-20)</div> <div>M: 27 [15] Ohio State (1-19-21)</div>										
<div>#25 Ethan Morton Fr. Guard</div> <div>6-6 215 Butler, Pa. Butler</div> <div>GP / GS</div> <div>PPG</div> <div>RPG</div> <div>APG</div> <div>Blks.</div> <div>Stls.</div> <div>FG %</div> <div>3P %</div> <div>FT %</div> <div>16 / 0</div> <div>0.7</div> <div>0.8</div> <div>1.1</div> <div>1</div> <div>1</div> <div>4-14</div> <div>.231</div> <div>0-0</div>										<div>LAST: 2 rebounds in the win over Ohio State.</div> <div>• Had 11 10s in first six games; 0 10s in the last 10 games (55 mins).</div> <div>• Getting back in shape from mono; hit a 3-pt. w/ Purdue up 54-51 vs. IU.</div> <div>• Named Pennsylvania Gatorade POY and Mr. Basketball following SR year.</div> <div>• Active w/ USA Basketball; helped U18 3-on-3 team to World title (2019).</div>										<div>CAREER HIGHS</div> <div>P: 5 Valparaiso (12-4-20)</div> <div>R: 2 Two Times</div> <div>A: 6 Oakland (12-1-20)</div> <div>M: 25 Clemson (11-25-20)</div>										
<div>#34 Carson Barrett Fr. Forward</div> <div>6-5 215 Lafayette, Ind. Lafayette Central Catholic</div> <div>GP / GS</div> <div>PPG</div> <div>RPG</div> <div>APG</div> <div>Blks.</div> <div>Stls.</div> <div>FG %</div> <div>3P %</div> <div>FT %</div> <div>0 / 0</div> <div>—</div> <div>—</div> <div>—</div> <div>—</div> <div>—</div> <div>—</div> <div>—</div> <div>—</div>										<div>LAST: Has not played yet this season.</div> <div>• Led Lafayette CC to Hoosier Conf. title as SR; 18.1 PPG, 10.2 RPG, 6.5 APG.</div> <div>• Finished career as Central Catholic's all-time leader in PTS and ASTS.</div> <div>• Excelled on the baseball diamond as well (3-yr. starter; .368 BA).</div> <div>• Father, Dave, was HS head coach; Played at Purdue from 1988-91.</div>										<div>CAREER HIGHS</div> <div>P: 0</div> <div>R: 0</div> <div>A: 0</div> <div>M: 0</div>										
<div>#50 Trevion Williams So. Forward (tray-vee-on)</div> <div>6-10 265 Chicago, Ill. Henry Ford (Mich.)</div> <div>GP / GS</div> <div>PPG</div> <div>RPG</div> <div>APG</div> <div>Blks.</div> <div>Stls.</div> <div>FG %</div> <div>3P %</div> <div>FT %</div> <div>16 / 14</div> <div>15.4</div> <div>9.5</div> <div>2.2</div> <div>9</div> <div>8</div> <div>.540</div> <div>0-3</div> <div>.478</div>										<div>LAST: 16 points, 7 rebs, 1 ast, 1 stl in the win over Ohio State.</div> <div>• Big Ten Co-Player of the Week (Jan. 18): 17.5 PPG, 10.5 RPG.</div> <div>• Avg. 17.8 PPG, 9.1 RPG, 2.2 APG in last 11 games (85-143 FGs; .594 FG %).</div> <div>• On pace to become 3rd player in last 30 years to avg. 17, 9 & 2 in Big Ten play.</div> <div>• Has played just 35:30 in the first half in the last 4 games.</div>										<div>CAREER HIGHS</div> <div>P: 36 [19] Michigan (1-9-20)</div> <div>R: 20 [19] Michigan (1-9-20)</div> <div>A: 8 [20] Ohio State (12-16-16)</div> <div>M: 44 [19] Michigan (1-9-20)</div>										
<div>#55 Sasha Stefanovic So. Guard (steph-On-uh-vitch)</div> <div>6-5 200 Crown Point, Ind. Crown Point</div> <div>GP / GS</div> <div>PPG</div> <div>RPG</div> <div>APG</div> <div>Blks.</div> <div>Stls.</div> <div>FG %</div> <div>3P %</div> <div>FT %</div> <div>16 / 16</div> <div>11.1</div> <div>3.2</div> <div>2.4</div> <div>1</div> <div>9</div> <div>.460</div> <div>.456</div> <div>.800</div>										<div>LAST: 15 points, 4 rebs, 2 stls in the win over Ohio State.</div> <div>• Avg. 15.0 PPG, 5.0 RPG, 1.5 SPG in last two games (10-21 FGs, 4-15 3Ps).</div> <div>• Made a game-tying 3-pointer with 52 seconds left vs. Ohio State.</div> <div>• Made a 3-pointer in 17 straight games dating to last year.</div> <div>• Father, Lou, was selected by Seattle in the 1985 NBA Draft (5th round).</div>										<div>CAREER HIGHS</div> <div>P: 23 Central Michigan (12-28-19)</div> <div>R: 8 [17] Maryland (1-18-20)</div> <div>A: 7 Oakland (12-1-20)</div> <div>M: 46 Minnesota (1-2-20)</div>										
<div>MEDIA</div> <div>Web: PurdueSports.com</div> <div>Twitter: @BoilerBall / @PurdueMBBStats</div> <div>Contact: Chris Forman</div> <div>Email: cforman@purdue.edu</div> <div>Office: 765-494-3201</div> <div>Cell: 413-687-4590</div> <div>Twitter: @Forman</div>																														