

# BIG PURDUE BOILERMAKERS

## 2020-21 BASKETBALL GAME NOTES

MBB Contact: Chris Forman ►► Email: cforman@purdue.edu ►► Office: 765.494.3201 ►► Cell: 413.687.4590 ►► Address: 900 John Wooden Drive, West Lafayette, IN 47907

### GAME 16 // QUICK TURNAROUND AS BOILERMAKERS CLOSE SEASON SERIES WITH BUCKS

**OHIO STATE (11-3 / 5-3 BIG TEN) vs. PURDUE (10-5 / 5-3 BIG TEN)**



Tuesday, Jan. 19, 2021 • 6:35 p.m. ET • Columbus, Ohio • Value City Arena

**TV:** BTN (streaming online on the FOX Sports App); Kevin Kugler and Brian Butch on the call.

**RADIO:** 22 stations on the Purdue Radio Network and available on TuneIn.com and TuneIn app; Rob Blackman and Bobby Riddell.

**LIVE STATS:** PurdueStats.com // **SOCIAL MEDIA:** @BoilerBall on Twitter, Instagram and Facebook

**ALL STATS AND NOTES ARE COMPILED THROUGH GAMES PLAYED JANUARY 17.**

	<b>Record</b>	11-3	<b>vs.</b>	<b>Record</b>	10-5	
	<b>Big Ten</b>	5-3		<b>Big Ten</b>	5-3	
	<b>Home</b>	7-0		<b>Home</b>	6-0	
	<b>Away</b>	3-3		<b>Away</b>	2-4	
	<b>Neutral</b>	1-0		<b>Neutral</b>	2-1	
	<b>Streak</b>	Win-3		<b>Streak</b>	Win-3	
	<b>AP / Coaches</b>	15 / 18		<b>AP / Coaches</b>	RV / -	
	<b>NET / KenPom</b>	20 / 16		<b>NET / KenPom</b>	33 / 27	

**THE SERIES:** Ohio State leads, 91-89 // **LAST MEETING:** Dec. 16, 2020 (Purdue, 67-60) // **STREAK:** Purdue, win-1

**CHRIS HOLTSMANN**

4th season at Ohio State (77-37)

10th season overall (191-122)

**THE HEAD COACHES**

Record at School

Career Record

**MATT PAINTER**

16th season at Purdue (347-179)

17th season overall (372-184)

#### THE OPENING TIP

- Winners of three straight games, Purdue returns to the road for another big challenge on Tuesday when it travels to Columbus, Ohio, to face the Buckeyes for a 6:30 p.m. ET, tip on the Big Ten Network. Ohio State will be the fifth Big Ten ranked opponent that Purdue has faced on the road in its first six Big Ten road contests (Iowa, Rutgers, Illinois, Michigan State, Ohio State).
- Purdue has won its last two road contests against Michigan State (55-54) and Indiana (81-69) and is looking for its third straight Big Ten road win for the first time since Jan. 11 to 31, 2019 (at Wisconsin, at Ohio State, at Penn State)

#### THE KEY TALKING POINTS

- 1) Ohio State leads the series with Purdue by a 91-89 advantage, the only Big Ten team with a winning record over the Boilermakers. The Boilermakers have won five of the last seven meetings, including twice in Value City Arena.
- 2) Purdue owns just a 3-14 record in Value City Arena, but a win there usually means success. The Boilermakers won games in the facility in 2010, 2017 and 2019 – the three years under Painter that Purdue has won the Big Ten regular-season championship.
- 3) According to KenPom.com, Purdue ranks 329th (out of 347 teams) in experience (1.09 years). The total is 14th in the Big Ten. Indiana is the next least-experienced team in the league at 1.38 years (285th nationally).
- 4) Purdue had a player named Big Ten Player of the Week (**Trevion Williams**) and Big Ten Freshman of the Week (**Brandon Newman**) for the first time in school history. Three different freshmen have won Big Ten Freshman of the Week honors for the Boilermakers.
- 5) Purdue's freshman class is averaging 28.3 points per game, which at its current pace, would be the fifth-highest average in Purdue history.
- 6) Purdue has become just the third program (Michigan - 2012-13; Ohio State - 2010-11) to have three different players win Big Ten FOW honors.
- 6) A win over Ohio State would give Purdue a 6-3 mark (or better) in Big Ten play for the sixth time in the last seven years. The lone season that Purdue didn't start at least 6-3 since the 2014-15 campaign was last season.
- 7) Purdue owns a 51-8 record at Mackey Arena in Big Ten games since the start of the 2014-15 season. Michigan St. has next best record (47-12).
- 8) With the win over Penn State, Purdue has won 19 straight games when scoring at least 80 points; 41-2 since the start of the 2017-18 season.
- 9) Purdue averaged 15.4 turnovers per game during the first seven games. In the last eight games, Purdue has averaged just 11.5 turnovers.
- 10) Purdue has won 102 straight games when scoring at least 90 points, spanning over 33 years (last loss: Nov. 24, 1987, to Iowa State).

#### PURDUE ROSTER

No.	Name	Yr.	Pos.	Ht.	Wt.	Hometown	GP / GS	PPG	RPG	APG	Other
0	► Mason Gillis	R-Fr.	F	6-6	230	New Castle, Ind.	15 / 10	5.4	3.3	1.2	46.7 FG %
1	Aaron Wheeler	Jr.	F	6-9	205	Stamford, Conn.	15 / 5	3.9	4.8	1.4	11 steals
2	► Eric Hunter Jr.	Jr.	G	6-4	170	Indianapolis, Ind.	11 / 10	10.7	2.6	3.6	27-30 FTs
4	Emmanuel Dowuona	So.	C	6-10	245	Miami, Fla.	0 / 0	—	—	—	
5	► Brandon Newman	R-Fr.	G	6-5	195	Valparaiso, Ind.	15 / 15	9.7	3.7	1.8	19-20 FTs
11	Isaiah Thompson	So.	G	6-1	160	Zionsville, Ind.	15 / 5	5.1	1.5	1.5	14-35 3Ps
14	Jared Wulbrun	Jr.	G	5-10	170	Stanford, Calif.	1 / 0	3.0	0.0	1.0	
15	Zach Edey	Fr.	C	7-4	285	Toronto, Ontario	15 / 2	8.1	3.9	0.2	57.7 FG %
21	Matt Frost	So.	F	6-5	200	Columbus, Ind.	1 / 0	3.0	0.0	1.0	
22	Chase Martin	Fr.	G	6-3	195	Columbia, Mo.	1 / 0	0.0	0.0	0.0	
23	Jaden Ivey	Fr.	G	6-4	200	South Bend, Ind.	10 / 0	6.4	2.5	1.2	155 MP / 5 TOs
24	Ethan Morton	Fr.	G	6-6	215	Butler, Pa.	15 / 0	0.7	0.7	1.1	0 TOs last 9
35	Carson Barrett	Fr.	G	6-5	215	Lafayette, Ind.	0 / 0	—	—	—	
50	► Trevion Williams	Jr.	F	6-10	265	Chicago, Ill.	15 / 13	15.3	9.7	2.3	10+ pts last 10
55	► Sasha Stefanovic	Jr.	G	6-5	200	Crown Point, Ind.	15 / 15	10.8	2.1	2.5	40-85 3Ps

#### PURDUE SCHEDULE

Date	P / O	Rank	Opponent	TV	Time/Result
N25	1	- / -	vs. Liberty	CBS SN	W, 77-64
N26	1	- / -	vs. Clemson	CBS SN	L, 70-81
D1		- / -	Oakland	BTN	W, 93-50
D4		- / -	Valparaiso	BTN	W, 88-61
D8	2	- / -	at Miami	ESPN2	L, 54-58
D12		- / -	Indiana State	BTN	W, 80-68
D16	*	- / 20	Ohio State	BTN	W, 67-60
D19	3	- / -	vs. Notre Dame	ESPN2	W, 88-78
D22	*	RV / 4	at Iowa	BTN	L, 55-70
D25	*	RV / -	Maryland	FS1	W, 73-70
D29	*	- / 14	at Rutgers	FS1	L, 76-81
J2	*	- / 15	at Illinois	BTN	L, 58-66
J5	*	- / -	Nebraska	BTN	Postponed
J8	*	- / 23	at Michigan State	FS1	W, 55-54
J14	*	- / RV	at Indiana	FS1	W, 81-69
J17	*	- / -	Penn State	BTN	W, 80-72
J19	*	- / 15	at Ohio State	BTN	6:30 p.m.
J22	*	- / 7	Michigan	FS1	7 p.m.
J30	*	- / 17	Minnesota	BTN	TBA
F2	*	- / -	at Maryland	BTN	8 p.m.
F6	*	- / -	Northwestern	BTN	TBA
F11	*	- / 17	at Minnesota	BTN	TBA
F16	*	- / RV	Michigan State	ESPN / ESPN2	TBA
F20	*	- / -	at Nebraska	BTN	TBA
F26	*	- / -	at Penn State	FS1	TBA
M2	*	- / 10	Wisconsin	ESPN / ESPN2	TBA
M6	*	- / -	Indiana	ESPN / ESPN2	TBA
M10	4	- / -	Big Ten Tournament First Round		TBA
M11	4	- / -	Big Ten Tournament Second Round		TBA
M12	4	- / -	Big Ten Tournament Quarterfinals		TBA
M13	4	- / -	Big Ten Tournament Semifinals		TBA
M14	4	- / -	Big Ten Tournament Championship		TBA
TBA	5	- / -	NCAA Tournament		TBA

\* Home games played at Mackey Arena

\* All times Eastern and subject to change.

\* Denotes Big Ten Conference Game

1 Denotes Space Coast Challenge (Melbourne, Fla.)

2 Denotes ACC / Big Ten Challenge (Coral Gables, Fla.)

3 Denotes Crossroads Classic (Indianapolis, Ind.)

4 Big Ten Tournament (Chicago, Ill.)

5 NCAA Tournament (Indianapolis, Ind. and surrounding area)

#### INSIDE THE NUMBERS

OHIO STATE			PURDUE		
NCAA Rk.	Stats	Category	Stats	NCAA Rk.	
80	77.6	Scoring Offense	71.7	187	
117	67.7	Scoring Defense	66.8	94	
65	+9.9	Scoring Margin	+4.9	140	
134	.451	FG Percentage	.453	124	
101	.412	FG Pct. Defense	.416	112	
154	.341	3-Point Percentage	.357	92	
123	7.8	3-Pointers / Game	8.2	99	
38	.755	Free Throw Percentage	.698	188	
74	+5.2	Rebound Margin	+6.3	49	
192	13.1	Assists	15.6	60	
51	1.29	Assist / TO Ratio	1.17	82	
9	10.1	Turnovers	13.3	144	
154	+0.71	Turnover Margin	-2.13	274	

#### FOLLOW THE BOILERMAKERS

- **Web:** PurdueSports.com
- **Twitter:** @BoilerBall / @PurdueMBBNotes
- **Instagram:** BoilerBall

#BOILERUP | @BOILERBALL | PURDUESPORTS.COM

GAME 16 // PURDUE AT OHIO STATE // JANUARY 19, 2021

MEDIA AVAILABILITY (all times Eastern; contact Chris Forman for more information; all interviews will take place over Zoom)																																		
Tuesday January 19					Wednesday January 20					Thursday January 21					Friday January 22					Saturday January 23					Sunday January 24					Monday January 25				
► GAMEDAY					• No availability					• Student-Athletes (1:15 p.m.) • Coach Painter (1:30 p.m.)					► GAMEDAY					• No availability					• No availability					• Painter Radio Show (6 p.m.)				
• Ohio State															• Michigan																			
• BTN															• FS1																			
• Value City Arena															• Mackey Arena																			
• 6:30 p.m.															• 7 p.m.																			
PURDUE IN THE NATIONAL POLLS																																		
	PRE.	N30	D7	D14	D21	D28	J4	J11	J18	J25	F1	F8	F15	F22	M1	M8	M15	FINAL																
AP	--	--	--	--	RV	--	--	--	RV																									
USA Today	RV	--	--	--	RV	RV	--	--	--																									
THE OHIO STATE MATCHUP																																		
• Wednesday's matchup will be the 181st meeting all-time between the Buckeyes and Boilermakers. Ohio State owns a 91-89 advantage, the only Big Ten team to hold a winning record against Purdue.																																		
• To start the Painter era, Purdue was just 5-15 in its first 20 meetings against Ohio State. However, since the start of the 2014-15 season, Purdue is 6-3 against Ohio State and 5-2 in the last seven meetings.																																		
OVERALL VS. OHIO STATE										89-91																								
Streak										Win-1																								
At Purdue										58-30																								
At Ohio State										30-58																								
At Value City Arena										3-14																								
Neutral Sites										1-3																								
Painter vs. Ohio State										11-18																								
Holtmann vs. Purdue										3-3																								
Purdue vs. Big Ten Conference (reg. season)										984-689 (Win-3)																								
Purdue vs. State of Ohio										119-114 (Win-1)																								
Purdue on January 19										13-13 (Win-1)																								
► LAST 10 MEETINGS WITH OHIO STATE																																		
Date	P / O	Site			Res.	Score																												
3-13-14	- / 24	Indianapolis, Ind. (Big Ten)			L	61-63																												
2-4-15	- / 20	West Lafayette, Ind.			W	60-58																												
3-1-15	- / -	Columbus, Ohio			L	61-65																												
1-21-16	22 / -	West Lafayette, Ind.			W	75-64																												
1-5-17	20 / -	Columbus, Ohio			W	76-75																												
2-7-18	3 / 14	West Lafayette, Ind.			L	63-64																												
1-23-19	- / -	Columbus, Ohio			W	79-67																												
3-2-19	14 / -	West Lafayette, Ind.			W	86-51																												
2-15-20	- / -	Columbus, Ohio			L	52-68																												
12-16-20	- / 20	West Lafayette, Ind.			W	67-60																												
BOILERMAKERS VS. THE BUCKEYES																																		
• Here is how Purdue's current players have fared against Ohio State.																																		
Name	GP-GS	FG-A	Reb.	Ast.	Blk.	Stl.	PPG																											
B. Newman	1-1	4-6	7.0	0.0	0.0	1.0	10.0																											
T. Williams	4-2	14-28	5.5	3.3	0.3	0.8	8.8																											
E. Hunter Jr.	4-2	13-23	0.8	1.5	0.0	1.3	8.3																											
M. Gillis	1-1	3-3	0.0	1.0	1.0	1.0	6.0																											
A. Wheeler	4-0	7-14	5.3	0.5	0.3	1.0	4.5																											
J. Ivey	1-0	2-7	1.0	0.0	0.0	1.0	4.0																											
S. Stefanovic	4-2	3-13	1.5	0.8	0.0	0.8	3.0																											
Z. Edey	1-1	0-3	5.0	0.0	2.0	0.0	0.0																											
E. Morton	1-0	0-1	0.0	0.0	0.0	0.0	0.0																											
I. Thompson	2-0	0-5	1.0	0.5	0.0	0.5	0.0																											
THE ONLY ONE																																		
• Ohio State is the only Big Ten team to own a winning record against Purdue with a 91-89 advantage.																																		
• Among teams with a minimum of 10 games played, Ohio State has the fifth-best record against the Boilermakers.																																		
► LOWEST WINNING PERCENTAGE VS. OPPONENT (min. 10 games)																																		
Opponent	GP	Record		Pct.		Streak																												
North Carolina	10	2-8		.200																														
UCLA	13	3-10		.231																														
Oklahoma	10	4-6		.400																														
Notre Dame	44	21-23		.477																														
Ohio State	180	89-91		.494																														
ABOUT THE BOILERMAKERS																																		
• Purdue is 5-3 in the Big Ten and 10-5 overall with three straight victories after an 80-72 decision over Penn State on Sunday.																																		
• Purdue has eight players averaging between 5.1 and 15.3 points per game with three juniors, one sophomore and four freshmen among its top-eight scorers.																																		
• The Boilermakers are averaging 80.5 points per game in their last two outings, and have shot 64 free throws in that span. In the last two games, Purdue has outscored foes 44 to 24 at the free throw line.																																		
VANQUISHING RANKED FOES																																		
• With the win over Michigan State on Jan. 8, head coach <b>Matt Painter</b> has now won 51 games over ranked teams while at Purdue. His record is 51-86 (.372) during his career at Purdue against ranked teams, but since the start of the 2016-17 season, Purdue is 21-22 in such games.																																		
• Purdue is ninth nationally with 21 ranked wins over the last five years.																																		
► LEADERS IN WINS OVER RANKED TEAMS (Since 2016-17)																																		
No.	Team																																	
31	Kansas																																	
28	Duke																																	
26	Michigan State																																	
25	Virginia																																	
24	North Carolina, Villanova																																	
23	Michigan																																	
22	Florida State																																	
21	Purdue																																	
20	Iowa																																	
19	Baylor, Kentucky																																	
18	Gonzaga																																	
► Through games played Jan. 17.																																		
THE CHALLENGING ROAD																																		
• Purdue just wrapped up a four-game roadswing on Thursday. The Boilermakers get a brief reprieve from the road on Sunday vs. Penn State, but will only have one day prep for its road game at Ohio State on Tuesday, Jan. 19.																																		
• Six of Purdue's first nine Big Ten games will come on the road against ranked teams Iowa, Rutgers, Illinois, Michigan State and Ohio State as well as rival Indiana.																																		
FRESHMAN CLASS SHINING BRIGHT																																		
• Through 15 games, Purdue's freshman class has accounted for 424 (28.3 PPG) of the team's 1,075 points (39.4 percent). It has accounted for over 50.0 percent of the team's scoring in four of Purdue's 15 games (Liberty, Clemson, Miami, Maryland).																																		
• Over the last two games, the class is averaging 36.5 PPG and 17.5 RPG.																																		
• Take a look at how Purdue's freshmen rank among the Big Ten freshman stat leaders.																																		
► PURDUE FRESHMEN AMONG BIG TEN FRESHMEN LEADERS																																		
Player	PPG	RPG	APG	Blk.	Stl.	3PM																												
Brandon Newman	2nd	7th	4th	6th	3rd	2nd																												
Zach Edey	5th	5th	--	3rd	--	--																												
Jaden Ivey	9th	12th	8th	--	13th	10th																												
Mason Gillis	12th	8th	7th	--	8th	4th																												
Ethan Morton	--	--	10th	--	--	14th																												
• Just four players this season have won Big Ten Freshmen of the Week honors (Michigan's <b>Hunter Dickinson</b> ; Purdue's <b>Zach Edey</b> , <b>Mason Gillis</b> and <b>Brandon Newman</b> ).																																		
► MOST PLAYERS TO WIN FRESHMEN OF THE WEEK HONORS																																		
No.	Team (Players)																								Year									
3	Purdue (Z. Edey, M. Gillis, B. Newman)																								2020-21									
3	Michigan (M. McGary, N. Stauskas, G. Robinson III)																								2012-13									
3	Ohio State (J. Sullinger, D. Thomas, A. Craft)																								2010-11									
THE LINE IS KIND																																		
• Over the last two games, Purdue has shot 64 free throw attempts (31 vs. Indiana; 33 vs. Penn State). The 64 free throw attempts are the most in consecutive games since having 65 against Indiana and Northwestern on Jan. 28 - 31, 2015.																																		
• In the win over Penn State, <b>Brandon Newman</b> , <b>Eric Hunter Jr.</b> , and <b>Mason Gillis</b> combined to go 16-of-16 from the free throw line, including 12-of-12 in the second half.																																		
• The Boilermakers have four players shooting better than 77 percent from the free throw line.																																		
INSIDE THE NUMBERS																																		
• A lot of interesting numbers have started to develop for the Boilermakers.																																		
• In six road games, <b>Trevion Williams</b> is shooting 58.2 percent from the field. The rest of the team is shooting 36.2 percent.																																		
• In Purdue's five Big Ten road games, <b>Trevion Williams</b> is averaging 19.4 points per game. The next leading scorer, <b>Brandon Newman</b> , averages 8.6 points per game.																																		
HALFTIME ADJUSTMENTS																																		
• During Purdue's three-game winning streak, Purdue has been outscored by 10 points in the first half, but is outscoring opponents by 31 points in the second half.																																		
• During the month of January (4 games), Purdue has been outscored by 20 points in the first half, but has outscored its opponents by 33 in the second half.																																		
► FIRST HALF / SECOND HALF COMPARISONS																																		
Opponent	1st Pts.	1st FG %	2nd Pts.	2nd FG %																														
Illinois	23	.313	35	.500																														
Michigan State	16	.261	39	.394																														
Indiana	40	.542	41	.522																														
Penn State	33	.316	47	.542																														
PLAYING THE BEST																																		
• Everyone knew the Big Ten was going to be a dominant league this season and early indications are correct.																																		
• Without playing a TERRIBLY difficult non-conference schedule, the Boilermakers' schedule ranks 12th nationally by ESPN BPI and 13th by KenPom, both ranking fifth in the Big Ten. Purdue's schedule ranks 11th in the Sagarin ratings.																																		
• Purdue's five top-50 wins in the Sagarin ratings are tied for the most in the country (Gonzaga, Iowa, Illinois, Wisconsin, Minnesota, Purdue).																																		
OVERCOMING THE ODDS																																		
• Purdue has found a way to win three straight games despite struggling to shoot from the perimeter.																																		
• Over the last three games, Purdue is shooting just 20-of-73 (.274) from long distance. However, it has held its opponent to just 16-of-70 (.229) from 3-point range in that same timeframe.																																		
PURDUESPORTS.COM   @BOILERBALL																																		

## THE TREVION WILLIAMS FILE

• Trevion Williams has scored in double figures in 10 straight games and has become one of the Big Ten's best players.

• Williams' 30 points against Indiana State off the bench were the most off the bench in school history. He became the eighth player in school history with a pair of 30-10 games in Purdue history (Terry Dischinger - 24; Dave Schellhase - 19; Glenn Robinson - 12; Joe Barry Carroll - 5; Bob Ford - 3; Russell Cross - 2; Wilson Eison - 2).

• Williams is one of five players nationally to average 15.0 PPG, 9.0 RPG and 2.0 APG this season, and the only Power-6 player to reach those marks.

## ► 15.0 PPG, 9.0 RPG, 2.0 APG THIS SEASON (MIN. 10 GAMES)

Player (Team)	PPG	RPG	APG	MPG
Orlando Robinson (Fresno State)	17.5	9.9	2.1	31.2
Malachi Smith (Chattanooga)	16.3	9.8	3.6	36.1
David Roddy (Colorado State)	15.8	9.3	2.6	31.3
<b>Trevion Williams (Purdue)</b>	<b>15.3</b>	<b>9.7</b>	<b>2.3</b>	<b>24.7</b>
Keyshawn Feazell (McNeese State)	15.3	11.2	2.2	28.9

• Williams is averaging 17.0 points, 9.5 rebounds and 2.4 assists in Big Ten play. Since the 1992-93 season, just two Big Ten players have averaged 17, 9 and 2 in league play.

## ► 17.0 PPG, 9.0 RPG, 2.0 APG IN BIG TEN PLAY (SINCE 1992-93)

Year	Player (Team)	PPG	RPG	APG
2020-21	<b>Trevion Williams (Purdue)</b>	<b>17.0</b>	<b>9.5</b>	<b>2.4</b>
2017-18	Keita Bates-Diop (Ohio State)	19.4	9.2	2.0
2016-17	Caleb Swanigan (Purdue)	18.9	12.6	2.6

• Williams ranks sixth on the KenPom.com Player of the Year list behind three other Big Ten players and two players on teams ranked No. 1 and 2 in the country.

• Lastly, Williams is one of two players in America to have an assist percentage and total rebound percentage greater than 20.0 percent. Since the 2009-10 season, just one player nationally has had percentages greater than 22.0 percent (Steve Taylor - Toledo; 2016-17).

## ► 20.0 REBOUND AND ASSIST PERCENTAGE

Player (Team)	Reb. %	Ass. %
<b>Trevion Williams (Purdue)</b>	<b>22.8</b>	<b>24.5</b>
Jordan Goodwin (Saint Louis)	21.7	20.6

## THE SERBIAN SENSATION

• Sasha Stefanovic is one of nine players in America, and one of three major-college players, to have at least 38 assists and 38 made 3-pointers so far this year. Stefanovic's 18 turnovers are the fewest among all nine players on the national list.

## ► BIG TEN PLAYERS WITH 38 3-POINTERS AND 38 ASSISTS

Player (Team)	3PM	Ass.
<b>Sasha Stefanovic (Purdue)</b>	<b>40</b>	<b>38</b>
Jordan Bohannon (Iowa)	39	68

## COULD BECOME AN EXCLUSIVE GROUP

• The Purdue freshmen are on pace to have four players score at least 150 points this season, marking the second time in school history that four rookies would reach that mark, joining the "Baby Boilers" Class of 2008.

## ► HIGHEST SCORING AVERAGES AMONG PURDUE FR. CLASSES

Avg.	Pts.	Players	Year
37.3	1,267	E. Moore, R. Hummel, J. Johnson, S. Martin	2008
34.6	1,038	B. Cardinal, J. Cornell, M. Robinson, G. McQuay	1997
33.1	928	W. Jordan, W. Walls, E. Parker (+2)	1975
31.0	1,054	A. Hammons, R. Johnson, R. Davis (+3)	2013
<b>28.4</b>	<b>424</b>	<b>B. Newman, Z. Edey, M. Gillis, J. Ivey, E. Morton (+2)</b>	<b>2021</b>

## ► PURDUE FRESHMEN SCORING LIST

Rk.	Pts.	Player	Year
50.	151	Korey Spates	2006
	151	Brett Buscher	2001
52.	150	Keaton Grant	2007
<b>53.</b>	<b>146</b>	<b>Brandon Newman</b>	<b>2021</b>
---			
57.	130	Drake Morris	1978
<b>58.</b>	<b>122</b>	<b>Zach Edey</b>	<b>2021</b>
---	81	Mason Gillis	2021
---	64	Jaden Ivey	2021

## LOOKING FOR THAT TOP TOP-15 WIN

• Purdue is looking for its first win on the road against a top-15 team since a Feb. 25, 2012, victory at Michigan (75-61). It also marks the last time an unranked Purdue team won over a top-15 team on the road.

• Purdue has won four games under Painter against top-15 teams on the road, all coming as a ranked Purdue squad.

## ► PURDUE'S ROAD WINS OVER TOP-15 TEAMS AS UNRANKED TEAM

Date	P / O	Site	Res.	Score
1-2-60	- / 7	at Indiana	W	79-76
1-21-61	- / 4	at Iowa	W	47-41
12-19-70	- / 3	at Kentucky	W	89-83
1-20-79	- / 4	at Illinois	W	69-57
12-4-82	- / 7	at Louisville	W	69-63
11-26-83	- / 13	at Fresno State	W	56-55
1-13-90	- / 13	at Indiana	W	81-79
1-15-92	- / 15	at Michigan	W	65-60
2-25-12	- / 11	at Michigan	W	75-61

## HOME SWEET HOME

• Among Power-6 (Big Ten, ACC, SEC, PAC-12, Big East, Big 12) programs, Purdue has the fourth-best home winning percentage since the start of the 2014-15 season.

## ► HOME WINNING PCT. LAST 6 YEARS (Power-6 Teams)

Team	2020-21	Since 2015-16	Pct.
Kansas	6-1	80-6	.930
Oregon	6-0	87-7	.926
Florida State	7-1	80-8	.909
<b>Purdue</b>	<b>6-0</b>	<b>80-9</b>	<b>.899</b>
Virginia	5-0	77-9	.895
Kentucky	2-3	83-10	.892

► Through games played Jan. 17.

## BOILER NOTES

• Since the start of the 2015-16 season, Purdue has had 22 games of 14 or more 3-pointers, second among all power-6 schools (Villanova - 34). Among Big Ten teams, Michigan is next with 14.

• Purdue is 116-13 since the start of the 2014-15 season when attempting more free throws than its foes (4-0 this year; 249-36 under Painter).

• Purdue is 157-7 when under Painter when holding foes to 59 or fewer points. Three of the seven losses came during the 2012-13 season.

• Purdue is 38-5 since the start of the 2017-18 season when making 10 or more 3-pointers in a game. Under Painter, Purdue is 82-17 overall, having won six straight games.

• Purdue is 127-12 under Painter when scoring at least 80 points, including 41-2 (losses to Notre Dame and Virginia Tech in 2018-19 season) since the start of the 2017-18 season.

• Purdue is 130-13 under Painter when winning the rebound and turnover battles in the same game, having won nine straight games.

• Purdue has won 12 straight games when wearing its gold uniforms, dating to a New Year's Day loss vs. Minnesota in 2017. Purdue is 1-0 this year when wearing gold after defeating Maryland on Christmas Day.

## ► BIG TEN'S BEST RECORDS SINCE 2014-15

Team	Since 17-18	16-17	15-16	14-15
Michigan State	48-16	58-24	71-29	83-35
<b>Purdue</b>	<b>45-21</b>	<b>59-25</b>	<b>71-31</b>	<b>83-37</b>
Wisconsin	40-24	52-30	64-36	80-38
Maryland	37-28	48-35	60-41	74-45
Michigan	43-21	53-29	63-37	71-47
Ohio State	39-27	46-38	57-45	68-52
Iowa	31-34	41-42	53-48	65-54
Indiana	29-36	36-47	51-50	60-59
Illinois	29-37	37-47	42-60	51-69
Penn State	26-36	32-48	39-59	43-73
Minnesota	25-41	36-48	38-64	44-76
Northwestern	16-50	26-58	34-68	40-80
Nebraska	21-42	27-54	33-66	38-79
Rutgers	24-42	27-57	28-74	30-90

► Through games played Jan. 17.

## 2020-21 BIG TEN STANDINGS

Team Standings	Conf.	Pct.	Overall	Pct.	NET
(4) Iowa	6-1	.857	12-2	.857	3
(7) Michigan	6-1	.857	11-1	.917	5
(10) Wisconsin	5-2	.714	11-3	.786	15
(15) Ohio State	5-3	.625	11-3	.786	20
<b>(RV) PURDUE</b>	<b>5-3</b>	<b>.625</b>	<b>10-5</b>	<b>.667</b>	<b>33</b>
(22) Illinois	5-3	.625	9-5	.643	9
(17) Minnesota	4-4	.500	11-4	.733	27
Indiana	3-4	.429	8-6	.572	58
Rutgers	3-5	.375	7-7	.583	48
Northwestern	3-5	.375	6-6	.500	64
(RV) Michigan State	2-4	.333	8-4	.667	81
Maryland	2-5	.286	7-6	.538	42
Penn State	0-4	.000	3-5	.375	44
Nebraska	0-5	.000	4-8	.333	165

► Through games played Jan. 17.

## 2020-21 BIG TEN LEADERS (All games)

Team Category	All Games	Rk.	B1G Games	Rk.
3-Point Percentage Defense	.307	2	.315	3
Scoring Defense	66.8	3	67.8	3
Field Goal Percentage Defense	.416	6	.417	4
Rebound Margin	+6.3	3	+2.8	5
Scoring Margin	+4.9	10	+0.4	6
Field Goal Percentage	.453	7	.433	7
Assists / Game	15.6	7	13.8	7
Offensive Rebounds / Game	10.6	9	10.0	7
Free Throw Percentage	.698	9	.697	8
Blocked Shots / Game	3.0	12	3.3	8
Scoring Offense	71.7	14	68.1	11
3-Point Percentage	.357	7	.319	11
3-Pointers / Game	8.2	7	7.3	11
Steals / Game	4.5	12	4.1	12
Turnovers Per Game	13.3	13	12.8	13
Turnover Margin	-2.13	13	-3.13	13
Assist / Turnover Ratio	1.17	13	1.08	13

► Through games played Jan. 17.

Individual Category (All Games)	No.	B1G	NCAA
3-Point Percentage	Sasha Stefanovic	.471	1
Off. Rebounds / Game	Trevion Williams	3.60	2
Rebounds Per Game	Trevion Williams	9.7	2
Double-Doubles	Trevion Williams	5	3
Field Goal Percentage	Trevion Williams	.541	4
3-Pointers Per Game	Sasha Stefanovic	2.67	4
Def. Rebounds / Game	Trevion Williams	6.07	5
Minutes Played / Game	Sasha Stefanovic	31.4	10
Points Per Game	Trevion Williams	15.3	12

► Through games played Jan. 17.

## INSIDE THE NUMBERS (2006-07 season; Painter's 2nd yr.)

Overall Wins	Total	Conference Wins	Total
Michigan State	381	Wisconsin	182
Ohio State	368	Michigan State	178
Wisconsin	366	<b>Purdue</b>	<b>169</b>
<b>Purdue</b>	<b>338</b>	Ohio State	169
Michigan	331	Michigan	150
Maryland	319	Maryland	143
Indiana	275	Indiana	123
Illinois	274	Iowa	119
Minnesota	271	Illinois	117
Iowa	261	Minnesota	101
Penn State	234	Nebraska	88
Nebraska	228	Penn State	87
Northwestern	225	Northwestern	83
Rutgers	191	Rutgers	64

► Through games played Jan. 17.

► Through games played Jan. 17.

MACKEY ARENA INFORMATION | INSIDE THE NUMBERS AT MACKEY ARENA

## INSIDE THE NUMBERS AT MACKAY ARENA

**Unbeaten Seasons:** 3 (1968-69, 2010-11, 2018-19)

Opponent	Record	Opponent	Record
Nebraska	7-0	Indiana	34-12
Rutgers	6-1	Illinois	33-12
Penn State	22-3	Michigan State	32-14
Wisconsin	41-4	Michigan	30-17
Northwestern	42-6	Ohio State	29-18
Minnesota	41-7	Maryland	4-1
Iowa	35-11		

► Through games played Jan. 17.

- "Haven't been to a game in Mackey Arena as a fan in a long, long time. I forgot it's basically the perfect college basketball arena in every way."  
– Mark Titus (@ClubTrillion) – Contributor to Ringer.com and author; Former Ohio State player
- "Few things feel as helpless as being on the visitor's bench when Purdue gets rolling at Mackey Arena."  
– Mark Titus (@ClubTrillion) – Contributor to Ringer.com and author; Former Ohio State player
- "Michigan State just got manhandled by Purdue in West Lafayette. Mackey Arena ain't no joke."  
– Jeff Goodman (@GoodmanHoops) – College Basketball Analyst / Stadium.com
- "I once asked a coach what was needed to win a game there and he responded with 'earplugs.'"  
– Jon Rothstein (@JonRothstein) – College Hoops Today
- "Mackey Arena is one of the underrated, great environments in basketball. Does not get the attention it deserves for a place that absolutely rocks."  
– Dan Shulman (@DShulman\_ESPN) – ESPN play-by-play announcer
- "There is a possibility that Mackey Arena at Purdue is the loudest venue in college hoops. It kinda hurts to work here actually."  
– Dave Flemming (@FlemmingDave) – ESPN play-by-play announcer
- "I think this is the best atmosphere in college basketball. The sound in here is just deafening for opponents."  
– Andy Katz (@TheAndyKatz) – NCAA.com
- "This is one of the top five environments in college basketball. Anyone that has been here knows that."  
– Dan Dakich (@dandakich) – ESPN color announcer
- "The atmosphere at Mackey Arena is one of the best I've ever been in. This place rivals anything I have ever seen. Just an incredible home crowd."  
– Chris Holtmann – Ohio State University head coach
- "I'll be surprised if anybody beats this team in this building. It's one of the toughest environments I've ever seen."  
– David Padgett – University of Louisville interim head coach
- "I feel like I say this every time Purdue plays a big home game but Mackey is a legitimately terrifying place."  
– Eamonn Brennan (@eamonnbrennan) – ESPN.com
- "Our teams never won there. Crazy atmosphere! There are some environments that can't be replicated and Mackey Arena is one of them."  
– Kenyon Murray (@PHawkKenyon) – Former Iowa basketball player
- "Have said this for years: Mackey Arena has a case for most-intimidating atmosphere in the league when it's rolling. Tonight, it's rolling."  
– Zach Osterman (@ZachOsterman) – Indiana beat writer for Indy Star
- "Look up intimidation in the dictionary and you'll find a picture of Mackey Arena."  
– Loren Tate (@Tatelines) – Champaign News-Gazette

Dates	No.
Jan. 6, 1968 to Feb. 14, 1970	19
Feb. 18, 2018 to Jan. 12, 2020	15
Jan. 22, 1987 to March 12, 1988	14
Jan. 19, 1983 to Feb. 25, 1984	14
Feb. 7, 2007 to March 1, 2008	13
Jan. 27, 1979 to Feb. 16, 1980	13
Jan. 5, 1974 to Feb. 15, 1975	13
► Since 1967-68 season.	



## HEAD COACH MATT PAINTER

► **Record at Purdue:** 347-179 (.660) / 16th year | **Career Record:** 372-184 (.669) / 17th year

- With five Sweet 16 appearances, 11 NCAA Tournament berths, three Big Ten regular-season championships, a Big Ten Tournament title, an Elite Eight and an international gold medal on his résumé, 16th-year head coach Matt Painter is widely regarded as one of the brightest young minds in all of college basketball.
- He was voted by his peers as the NABC National Coach of the Year after leading a team that started with a 6-5 record to the 2019 Elite Eight.
- Painter was named the 2019 Big Ten Coach of the Year and has led Purdue to three straight Sweet 16 appearances.
- Painter affirmed his long-term commitment to Purdue in October of 2018, agreeing to a two-year extension that will keep him in West Lafayette through at least the 2023-24 season. The deal features five, one-year extensions that go into effect through the 2028-29 season. Following the 2029 season, Painter will still only be 58 years old.
- Painter enters the 2020-21 season third on the school's all-time wins list (337) behind legendary mentors, Gene Keady and Ward "Piggy" Lambert, both of whom have been inducted into the College Basketball Hall of Fame.
- Has averaged almost 23 wins a season in his 15 years at Purdue. If you don't include the first transitional year (9-19 record), the average balloons to 24.0 wins per year over the last 14 seasons.
- Has won at least 25 games in nine of his 16 seasons as a collegiate head coach.
- Painter's four Big Ten Coach of the Year honors are the third most in league history (Gene Keady - 7; Bobby Knight - 5; Bo Ryan - 4).
- Painter has averaged 11.1 wins per year in conference play, the fifth-best average in Big Ten Conference history.
- Is one of just four active coaches to have won a Big Ten championship.
- Painter's 11 NCAA Tournaments in the last 14 years are the eighth most in the country.
- Purdue's five Sweet 16 appearances in the last 12 years are the ninth most nationally.
- Coach Painter's 12 NCAA Tournaments are the most for a coach nationally under the age of 55 (as of April 1, 2021 - Painter is 50 years old).
- Purdue has finished first or second in Big Ten play in seven of Painter's last 13 years.
- Has had 63 Academic All-Big Ten honorees in his 15 previous years at Purdue.
- Lastly, the five winningest classes in school history have come during the Painter era (2019, 2018, 2012, 2011, 2010).

## YEAR-BY-YEAR COACHING RECORD

Year	School	Overall	Pct.	Conf.	Pct.	Postseason
2003-04	Southern Illinois	25-5	.833	17-1	.944	NCAA (0-1)
2005-06	Purdue	9-19	.321	3-13	.188	
2006-07	Purdue	22-12	.647	9-7	.563	NCAA (1-1)
2007-08	Purdue	25-9	.735	15-3	.833	NCAA (1-1)
2008-09	Purdue	27-10	.730	11-7	.611	NCAA (2-1)
2009-10	Purdue	29-6	.829	14-4	.778	NCAA (2-1)
2010-11	Purdue	26-8	.765	14-4	.778	NCAA (1-1)
2011-12	Purdue	22-13	.629	10-8	.556	NCAA (1-1)
2012-13	Purdue	16-18	.471	8-10	.444	CBI (1-1)
2013-14	Purdue	15-17	.469	5-13	.278	
2014-15	Purdue	21-13	.618	12-6	.667	NCAA (0-1)
2015-16	Purdue	26-9	.743	12-6	.667	NCAA (0-1)
2016-17	Purdue	27-8	.771	14-4	.778	NCAA (2-1)
2017-18	Purdue	30-7	.811	15-3	.833	NCAA (2-1)
2018-19	Purdue	26-10	.722	16-4	.800	NCAA (3-1)
2019-20	Purdue	16-15	.516	9-11	.450	
2020-21	Purdue	10-5	.667	5-3	.625	
Southern Illinois (1)		25-5	.833	17-1	.944	1 NCAA (0-1)
Purdue (16th)		347-179	.660	172-106	.619	11 NCAA (15-11)
Career (17th)		372-184	.669	189-107	.639	12 NCAA (15-12)
Postseason Record		27-26	.509			
MVC Tournament		1-1	.500			
Big Ten Tournament		11-13	.458			
NCAA Tournament		15-12	.556			
CBI Invitational		1-1	.500			

## MISCELLANEOUS

## MILESTONE VICTORIES

Win	Score	Opponent	Date
1	67-62	Wyoming	11-22-03
26	82-75	Wofford (1st win at Purdue)	11-19-05
50	62-38	Michigan State	2-7-07
100	49-45	Iowa	2-14-09
150	82-69	Northwestern	12-31-10
200	89-73	Minnesota	3-9-13
225	72-68	Minnesota (200th win at Purdue)	12-31-14
250	61-55	Wisconsin	12-29-15
300	86-61	IUPUI	12-10-17
325	84-46	Robert Morris (300th win at Purdue)	11-23-18
350	59-56	[20] VCU	11-29-19

## PAINTER'S HOME RECORD AT PURDUE

Year	Non-Conf.	Big Ten	Overall
2005-06	6-0	3-5	9-5
2006-07	9-0	7-1	16-1
2007-08	7-1	9-0	16-1
2008-09	8-1	7-2	15-3
2009-10	7-0	7-2	14-2
2010-11	7-0	9-0	16-0
2011-12	8-0	5-4	13-4
2012-13	7-3	5-4	12-7
2013-14	8-0	4-5	12-5
2014-15	6-2	8-1	14-3
2015-16	9-0	8-1	17-1
2016-17	7-1	8-1	15-2
2017-18	8-0	8-1	16-1
2018-19	5-0	10-0	15-0
2019-20	5-1	6-4	11-5
2020-21	3-0	3-0	6-0
<b>TOTALS</b>	<b>110-9</b>	<b>107-31</b>	<b>217-40</b>
	<b>(.924)</b>	<b>(.775)</b>	<b>(.844)</b>

## ABOUT HEAD COACH MATT PAINTER

<b>Born</b>	Aug. 27, 1970
<b>Hometown</b>	Muncie, Indiana
<b>High School</b>	Delta High School
<b>Degree</b>	Purdue (1993); sociology
<b>Master's</b>	Eastern Illinois (1998); athletics administration

## COACHING EXPERIENCE

Years	School, Position
<b>1993-94</b>	Wash. & Jefferson, asst. coach
<b>1994-95</b>	Barton College, asst. coach
<b>1995-98</b>	Eastern Illinois, asst. coach
<b>1998-03</b>	Southern Illinois, asst. coach
<b>2003-04</b>	Southern Illinois, head coach
<b>2004-05</b>	Purdue, associate head coach
<b>2006-pres.</b>	Purdue, head coach

## PLAYING EXPERIENCE

Years	
<b>1990-93</b>	Purdue (Honorable mention All-Big Ten, 1993)

## COACHING HONORS

<b>2004</b>	Missouri Valley Coach of the Year
<b>2004</b>	District V Coach of the Year (USBWA)
<b>2008</b>	Big Ten Coach of the Year
<b>2008</b>	District V Coach of the Year (USBWA)
<b>2008</b>	District 10 Coach of the Year (NABC)
<b>2010</b>	Big Ten Coach of the Year
<b>2010</b>	District V Coach of the Year (USBWA)
<b>2010</b>	District 7 Coach of the Year (NABC)
<b>2011</b>	Big Ten Coach of the Year
<b>2011</b>	District V Coach of the Year (USBWA)
<b>2011</b>	District 7 Coach of the Year (NABC)
<b>2017</b>	District V Coach of the Year (USBWA)
<b>2019</b>	NABC National Coach of the Year
<b>2019</b>	Big Ten Coach of the Year
<b>2019</b>	District V Coach of the Year (USBWA)
<b>2019</b>	District 7 Coach of the Year (NABC)

## COACHING TREE

• <b>Dru Anthrop</b>	Los Angeles Lakers (video coordinator)
• <b>Luke Brenneman</b>	Mercer (director of operations)
• <b>Joey Brooks</b>	Nicholls State (assistant coach)
• <b>D.J. Byrd</b>	Mercer (assistant coach)
• <b>Tarrance Crump</b>	Missouri (graduate assistant)
• <b>Greg Gary</b>	Mercer (head coach)
• <b>Kenneth Lowe</b>	Miami, Ohio (assistant coach)
• <b>Paul Lusk</b>	Creighton (assistant coach)
• <b>Cuonzo Martin</b>	Missouri (head coach)
• <b>Cowan Olinger</b>	Miami, Ohio (director of operations)
• <b>Jack Owens</b>	Miami, Ohio (head coach)
• <b>Rick Ray</b>	Colorado (assistant coach)
• <b>J.R. Reynolds</b>	Miami, Ohio (assistant coach)
• <b>Ryne Smith</b>	Incarinate Word (assistant coach)
• <b>P.J. Thompson</b>	Purdue (graduate assistant)

## NBA DRAFT PICKS UNDER PAINTER

2007	Carl Landry, 31st to Seattle
2011	JaJuan Johnson, 27th to Boston via New Jersey
2011	E'Twaun Moore, 55th overall to Boston
2012	Robbie Hummel, 58th to Minnesota
2016	A.J. Hammons, 46th to Dallas
2017	Caleb Swanigan, 26th to Portland
2018	Vince Edwards, 52nd to Houston via Utah
2019	Carsen Edwards, 33rd to Boston via Philadelphia

## ALL-AMERICANS UNDER PAINTER

2010	Robbie Hummel, 2nd (NABC) / HM (AP)
2010	E'Twaun Moore, HM (AP)
2011	JaJuan Johnson, Consensus
2011	E'Twaun Moore, 3rd (NABC) / HM (AP)
2012	Robbie Hummel, HM (AP)
2016	A.J. Hammons, HM (AP)
2017	Caleb Swanigan, Consensus
2018	Carsen Edwards, 2nd (NABC) / 3rd (Sporting News)
2018	Isaac Haas, HM (AP)
2019	Carsen Edwards, Consensus (2nd team)

GAME 16 // PURDUE AT OHIO STATE // JANUARY 19, 2021

WINS OVER TOP-25 TEAMS (51)				PAINTER AMONG THE NATION'S BEST				NCAA DIVISION I ACTIVE WINS LIST (55 or younger)										
Date	Opponent	Site	Score	WINS PER SEASON IN BIG TEN PLAY					WINS					COACH				
2-11-06	[22] Michigan	Home	84-70	Avg.	Coach	School	Wins	Years	Wins	Coach	School	Age*	Wins / Yr.**					
11-29-06	[25] Virginia	Home	61-59	12.3	Bo Ryan	Wisconsin	172	2002-15	427	Tommy Amaker	Harvard	55	18.6					
2-15-07	[24] Indiana	Home	81-68	12.2	Bob Knight	Indiana	353	1972-00	421	Jamie Dixon	TCU	55	24.2					
12-15-07	[22] Louisville	Indianapolis, Ind.	67-59	12.1	Tom Izzo	Michigan State	302	1996-pres.	415	Sean Miller	Arizona	52	25.3					
1-26-08	[11] Wisconsin	Home	60-56	11.5	Thad Matta	Ohio State	150	2005-17	395	Mick Cronin	UCLA	49	22.6					
2-9-08	[8] Wisconsin	Away	72-67	11.1	Matt Painter	Purdue	167	2006-pres.	391	Tom Crean	Georgia	55	19.2					
2-12-08	[10] Michigan State	Home	60-54	10.6	Gene Keady	Purdue	265	1981-05	376	Scott Drew	Baylor	50	20.2					
12-20-08	[22] Davidson	Indianapolis, Ind.	76-58	* - Minimum 100 wins. / Through 2019-20 season.									372	Matt Painter	Purdue	50	22.6	
1-22-09	[21] Minnesota	Away	70-62	ACTIVE BIG TEN COACHES TO WIN A CHAMPIONSHIP									361	Brad Brownell	Clemson	52	19.6	
2-17-09	[6] Michigan State	Home	72-54	Coach	School			RS	Tourn.	360	Travis Ford	Saint Louis	51	17.7				
3-21-09	[15] Washington	Portland, Ore. (NCAA)	76-74	Tom Izzo	Michigan State			10	6	355	Tony Bennett	Virginia	51	24.8				
11-23-09	[9] Tennessee	St. Thomas, US Virgin Islands	73-72	Matt Painter	Purdue			3	1	► Through games played Jan. 17, 2021.								
1-1-10	[6] West Virginia	Home	77-62	Greg Gard	Wisconsin			1		* - Min. 5 years as D-I coach // age as of April 1, 2021.								
1-28-10	[16] Wisconsin	Home	60-57	Mark Turgeon	Maryland			1		** - Wins per year entering the 2020-21 season.								
2-9-10	[10] Michigan State	Away	76-64	NCAA TOURNAMENTS BY BIG TEN COACHES									MOST APPEARANCES IN NCAA TOURNAMENT*					
2-17-10	[9] Ohio State	Away	60-57	App.	Coach	Current School		Total Yrs.	NCAAs	Coach	School	Age*	Yrs.					
3-21-10	[23] Texas A&M	Spokane, Wash. (NCAA)	63-61	22	Tom Izzo	Michigan State		25	35	Mike Krzyzewski	Duke	74	46					
1-22-11	[17] Michigan State	Home	86-76	12	Matt Painter	Purdue		16	34	Jim Boeheim	Syracuse	76	45					
1-29-11	[16] Minnesota	Home	73-61	9	Mark Turgeon	Maryland		20	29	Roy Williams	North Carolina	70	33					
2-16-11	[10] Wisconsin	Home	70-62	9	Fran McCaffery	Iowa		24	24	Rick Barnes	Tennessee	66	34					
2-20-11	[2] Ohio State	Home	76-63	5	Chris Holtmann	Ohio State		9	22	Bob Huggins	West Virginia	67	36					
2-25-12	[11] Michigan	Away	75-61	4	Fred Hoiberg	Nebraska		6	21	Tom Izzo	Michigan State	66	26					
3-16-12	[24] Saint Mary's	Omaha, Neb. (NCAA)	72-69	4	Brad Underwood	Illinois		7	20	Bill Self	Kansas	58	28					
1-2-13	[11] Illinois	Home	68-61	4	Archie Miller	Indiana		9	20	Mark Few	Gonzaga	58	22					
3-3-13	[17] Wisconsin	Away	69-56	3	Greg Gard	Wisconsin		5	18	John Calipari	Kentucky	62	29					
1-24-15	[25] Iowa	Home	67-63	2	Jim Ferry	Penn State		15	18	Tubby Smith	High Point	69	30					
1-28-15	[22] Indiana	Home	83-67	2	Richard Pitino	Minnesota		8	16	Lon Kruger	Oklahoma	68	35					
2-4-15	[20] Ohio State	Home	60-58	1	Chris Collins	Northwestern		7	16	Jay Wright	VIIanova	59	27					
2-6-16	[8] Michigan State	Home	82-81	0	Steve Pikiell	Rutgers		15	14	Mike Brey	Notre Dame	62	26					
2-27-16	[10] Maryland	Home	83-79	0	Juwan Howard	Michigan		1	14	Dana Altman	Oregon	62	33					
12-17-16	[21] Notre Dame	Indianapolis, Ind.	86-81	* - While coaching at all schools. / Entering 2020-21 season.									12	Matt Painter	Purdue	50	17	
1-8-17	[13] Wisconsin	Home	66-55	WINS AT PURDUE									12	Bruce Weber	Kansas State	64	23	
2-1-17	[25] Northwestern	Home	80-59	Coach	Yrs.	Gms.	W	L	Pct.	11	Sean Miller	Arizona	52	17				
2-4-17	[17] Maryland	Away	73-72	Gene Keady	25	782	512	270	.655	11	Jamie Dixon	TCU	55	18				
3-18-17	[17] Iowa State	Milwaukee, Wis. (NCAA)	80-76	Ward Lambert	29	523	371	152	.709	► Entering 2020-21 season.								
11-24-17	[2] Arizona	Paradise Island, Bahamas	89-64	Matt Painter	16th	526	347	179	.660	* - Active coaches // age as of April 1, 2021								
11-28-17	[17] Louisville	Home	66-57	GAMES COACHED AT PURDUE														
1-25-18	[25] Michigan	Home	92-88	Coach	Yrs.	Gms.	W	L	Pct.									
12-6-18	[23] Maryland	Home	62-60	Gene Keady	25	782	512	270	.655									
1-3-19	[25] Iowa	Home	86-70	Matt Painter	16th	526	347	179	.660									
1-19-19	[25] Indiana	Home	70-55	Ward Lambert	29	523	371	152	.709									
1-27-19	[6] Michigan State	Home	73-63															
3-23-19	[23] Villanova	Hartford, Conn. (NCAA)	87-61															
3-28-19	[6] Tennessee	Louisville, Ky. (NCAA)	99-94															
11-29-19	[20] VCU	Destin, Fla.	59-56															
12-4-19	[5] Virginia	Home	69-40															
1-12-20	[8] Michigan State	Home	71-42															
2-5-20	[17] Iowa	Home	104-68															
3-3-20	[18] Iowa	Away	77-68															
12-16-20	[20] Ohio State	Home	67-60															
1-8-21	[23] Michigan State	Away	55-54															
Most wins vs. ranked team:				Michigan State - 8														
Best record (min. 4 games):				Wisconsin (6-7, 429)														
Worst record (min. 4 games):				Ohio State (4-12, 250)														
RECORD BREAKDOWN																		
Year	Overall W-L	Big Ten W-L	Non-Con.* W-L	B1G Tour. W-L	NCAAs W-L	Home W-L	Road W-L	Neutral W-L	vs. Top-25 W-L	Unranked W-L	Nov. W-L	Dec. W-L	Jan. W-L	Feb. W-L	March W-L	Longest W Streak		
2005-06	9-19	3-13	6-5	0-1	0-0	9-5	0-11	0-3	1-7	8-12	2-2	4-3	1-7	2-4	0-3	3 (Dec. 17-28)		
2006-07	22-12	9-7	11-3	1-1	1-1	16-1	2-7	4-4	2-7	20-5	5-1	6-2	3-5	5-2	3-2	6 (Nov. 21-Dec. 9)		
2007-08	25-9	15-3	9-4	0-1	1-1	16-1	6-5	3-3	4-4	21-5	3-1	6-3	7-1	6-1	3-3	11 (Jan. 12-Feb. 16)		
2008-09	27-10	11-7	11-2	3-0	2-1	15-3	5-5	7-2	4-5	23-5	5-1	6-2	6-1	5-3	5-3	6 (Two Times)		
2009-10	29-6	14-4	12-0	1-1	2-1	14-2	8-2	7-2	6-3	23-3	5-0	7-0	6-3	6-1	5-2	14 (Nov. 13-Jan. 5)		
2010-11	26-8	14-4	11-2	0-1	1-1	16-0	7-5	3-3	4-2	22-6	5-1	8-0	5-3	6-1	2-3	10 (Dec. 1-Jan. 9)		
2011-12	22-13	10-8	10-3	1-1	1-1	13-4	5-5	4-4	2-10	20-3	7-1	5-2	3-4	5-3	2-3	4 (Nov. 11-18)		
2012-13	16-18	8-10	7-6	0-1	0-0	12-7	4-7	0-4	2-8	14-10	3-3	3-3	5-4	2-5	3-3	3 (Two Times)		
2013-14	15-17	5-13	10-3	0-1	0-0	12-5	2-8	1-4	0-9	15-8	5-2	5-2	3-4	2-5	0-4	5 (Nov. 8-24)		
2014-15	21-13	12-6	8-5	1-1	0-1	14-3	4-6	3-4	3-4	18-9	5-1	4-4	5-3	5-1	2-4	4 (Two Times)		
2015-16	26-9	12-6	12-1	2-1	0-1	17-1	5-5	4-3	2-5	24-4	6-0	7-1	6-3	3-3	4-2	11 (Nov. 13-Dec. 12)		
2016-17	27-8	14-4	11-2	0-1	2-1	15-2	6-4	6-2	5-3	22-5	5-2	7-0	5-3	7-1	3-2	7 (Dec. 3-28)		
2017-18	30-7	15-3	11-2	2-1	2-1	16-1	8-2	6-4	3-4	27-3	6-2	7-0	9-0	4-3	4-2	19 (Nov. 24-Feb. 3)		
2018-19	26-10	16-4	7-4	0-1	3-1	15-0	6-6	5-4	6-6	20-4	5-2	3-3	7-1	6-1	5-3	8 (Jan. 11-Feb. 9)		
2019-20	16-15	9-11	7-4	CANC.	CANC.	11-5	4-8	1-2	5-6	11-9	4-3	4-2	3-5	4-4	1-1	3 (Twice)		
2020-21	10-5	5-3	5-2			6-0	2-4	2-1	2-3	8-2	1-1	6-3	3-1			3 (Twice)		
TOTALS	347-179	172-106	148-48	11-13	15-11	217-40	74-90	56-49	51-86	296-93	72-23	88-30	77-48	68-38	42-40	19 games		
PCT.	.660	.619	.755	.458	.577	.844	.451	.533	.372	.761	.758	.746	.616	.642	.512			
STREAK	W-3	W-3	W-2	L-2	L-1	W-6	W-2	W-1	W-1	W-5	L-1	L-1	W-3	W-1	L-1			
* - Denotes regular-season non-conference play. Does not include postseason opponents.																		
PURDUESPORTS.COM   @BoilerBall																		

NCAA DIVISION I ACTIVE WINS LIST (55 or younger)				
Wins	Coach	School	Age*	Wins / Yr.**
427	Tommy Amaker	Harvard	55	18.6
421	Jamie Dixon	TCU	55	24.2
415	Sean Miller	Arizona	52	25.3
395	Mick Cronin	UCLA	49	22.6
391	Tom Crean	Georgia	55	19.2
376	Scott Drew	Baylor	50	20.2
372	<b>Matt Painter</b>	<b>Purdue</b>	<b>50</b>	<b>22.6</b>
361	Brad Brownell	Clemson	52	19.6
360	Travis Ford	Saint Louis	51	17.7
355	Tony Bennett	Virginia	51	24.8

► Through games played Jan. 17, 2021.  
\* - Min. 5 years as D-I coach // age as of April 1, 2021.  
\*\* - Wins per year entering the 2020-21 season.

MOST APPEARANCES IN NCAA TOURNAMENT*				
NCAAs	Coach	School	Age*	Yrs.
35	Mike Krzyzewski	Duke	74	46
34	Jim Boeheim	Syracuse	76	45
29	Roy Williams	North Carolina	70	33
24	Rick Barnes	Tennessee	66	34
24	Bob Huggins	West Virginia	67	36
22	Tom Izzo	Michigan State	66	26
21	Bill Self	Kansas	58	28
20	Mark Few	Gonzaga	58	22
20	John Calipari	Kentucky	62	29
18	Tubby Smith	High Point	69	30
18	Lon Kruger	Oklahoma	68	35
16	Jay Wright	Villanova	59	27
14	Mike Brey	Notre Dame	62	26
14	Dana Altman	Oregon	62	33
12	<b>Matt Painter</b>	<b>Purdue</b>	<b>50</b>	<b>17</b>
12	Bruce Weber	Kansas State	64	23
11	Sean Miller	Arizona	52	17
11	Jamie Dixon	TCU	55	18

► Entering 2020-21 season.  
\* - Active coaches // age as of April 1, 2021

## 2020-21 RESULTS / LEADERS

Overall Record: 10-5      Home: 6-0      Away: 2-4      Neutral: 2-1  
 Big Ten Record: 5-3      Home: 3-0      Away: 2-3

Date	Opponent	W/L	Score	High Scorer	High Rebounds	High Assists	High Steals	High Blocks	Attend.
Nov. 25	1 vs. Liberty	W	77-64	Edey (19)	Williams (11)	Stefanovic, Williams (5)	Five Players (1)	Newman, Williams (1)	—
Nov. 26	1 vs. Clemson	L	70-81	Edey (17)	Edey, Williams (8)	Morton (5)	Newman (2)	Edey (2)	—
Dec. 1	Oakland	W	93-50	Newman (21)	Williams (14)	Stefanovic (7)	Four Players (1)	Williams (1)	200
Dec. 4	Valparaiso	W	68-61	Stefanovic (19)	Williams (11)	Stefanovic, Wheeler (3)	Gillis (2)	Edey (1)	200
Dec. 8	2 at Miami	L	54-58	Edey (15)	Williams (7)	Gillis (3)	Newman, Williams (2)	Wheeler (2)	—
Dec. 12	Indiana State	W	80-68	Williams (30)	Wheeler (13)	Hunter Jr. (5)	Three Players (1)	Wheeler (4)	200
Dec. 16	* [20] Ohio State	W	67-60	Williams (16)	Williams (9)	Williams (8)	Wheeler (3)	Edey (2)	250
Dec. 19	3 vs. Notre Dame	W	88-78	Hunter Jr., Stefanovic (18)	Gillis (9)	Hunter Jr. (8)	Hunter Jr. (3)	Newman, Stefanovic (1)	—
Dec. 22	* at [4] Iowa	L	55-70	Williams (14)	Williams (9)	Hunter Jr. (5)	Six Players (1)	Williams (3)	536
Dec. 25	* Maryland	W	73-70	Newman (17)	Williams (8)	Ivey (4)	Three Players (1)	Edey (2)	250
Dec. 29	* at [14] Rutgers	L	76-81	Williams (21)	Williams (12)	Gillis, Newman (3)	Stefanovic, Wheeler (1)	Ivey, Williams (1)	—
Jan. 2	* at [15] Illinois	L	58-66	Newman, Williams (14)	Williams (8)	Hunter Jr. (4)	Hunter Jr. (2)	Edey (3)	—
Jan. 5	* Nebraska	POSTPONED							
Jan. 8	* at [23] Michigan State	W	55-54	Williams (26)	Williams (9)	Hunter Jr. (4)	Hunter Jr., Wheeler (1)	Newman (2)	—
Jan. 14	* at Indiana	W	81-69	Williams (22)	Williams (10)	Hunter Jr. (4)	Newman (2)	Newman (1)	—
Jan. 17	* Penn State	W	80-72	Stefanovic (15)	Williams (11)	Hunter Jr. (5)	Gillis (2)	Newman (3)	250
Jan. 19	* at Ohio State								
Jan. 22	* Michigan								
Jan. 30	* Minnesota								
Feb. 2	* at Maryland								
Feb. 6	* Northwestern								
Feb. 11	* at Minnesota								
Feb. 16	* Michigan State								
Feb. 20	* at Nebraska								
Feb. 26/27	* at Penn State								
Mar. 2	* Wisconsin								
Mar. 6	* Indiana								
Mar. 10-14	4 Big Ten Tournament								

- \* Denotes Big Ten Conference game  
 1 Denotes Space Coast Challenge (Melbourne, Fla.)  
 2 Denotes ACC / Big Ten Challenge (Miami, Fla.)  
 3 Denotes Crossroads Classic (Indianapolis, Ind.)  
 4 Denotes Big Ten Tournament (Chicago, Ill.)

## 2019-20 MARGINS OF VICTORY

	1	2	3	4	5	6	7	8	9	10	11	12	13	14	15	16	17	18	19	20	21	22	23	24	25+
Purdue	1		1				2	1		1		2	1												1
Opponents				1	1			1			1				1										

## LARGEST LEADS / DEFICITS

WHEN LEADING					WHEN TRAILING				
Largest Margin of Victory	43 (93-50) vs. Oakland (12-1-20)				Largest Margin of Defeat	15 (55-70) vs. [4] Iowa (12-22-20)			
Largest Overall Lead	46 (92-46; 0:48 2nd) vs. Oakland (12-1-20)				Largest Overall Deficit	17 (16-33; 19:06 2nd) vs. [23] Michigan State (1-8-21)			
Largest Halftime Lead	22 (49-27) vs. Oakland (12-1-20)				Largest Halftime Deficit	15 (16-31) vs. [23] Michigan State (1-8-21)			
Largest Lead in a Loss	20 (32-12; 2:08 1st) vs. Miami (12-8-20)				Largest Deficit Overcome in a Win	17 (16-33; 19:06 2nd) vs. [23] Michigan State (1-8-21)			
Largest Halftime Lead in a Loss	18 (32-14) vs. Miami (12-8-20)				Largest Halftime Deficit in a Win	15 (16-31) vs. [23] Michigan State (1-8-21)			
Largest Purdue Run	19 vs. [15] Illinois (1-2-21)				Largest Opponent Run	13 by [23] Michigan State (1-8-21)			

2020-21 OVERALL STATISTICS

Game Records

Record	Overall	Home	Away	Neutral
ALL GAMES	10-5	6-0	2-4	2-1
CONFERENCE	5-3	3-0	2-3	0-0
NON-CONFERENCE	5-2	3-0	0-1	2-1

Score by Periods

Team	1st	2nd	OT	TOT
Purdue	508	567	0	1075
Opponents	484	518	0	1002

Team Box Score

No.	Player				Total		3-Point		F-Throw		Rebounds													
		GP-GS	MIN	AVG	FG-FGA	FG%	3FG-FGA	3FG%	FT-FTA	FT%	OFF	DEF	TOT	AVG	PF	DQ	A	TO	BLK	STL	PTS	AVG		
50	WILLIAMS, Trevion	15-13	372:43	24.8	100-185	.541	0-2	.000	30-63	.476	54	91	145	9.7	45	2	34	36	9	8	230	15.3		
55	STEFANOVIC, Sasha	15-15	470:24	31.4	47-104	.452	40-85	.471	28-36	.778	2	45	47	3.1	33	1	38	18	1	7	162	10.8		
2	HUNTER JR., Eric	11-10	323:29	29.4	38-107	.355	15-48	.313	27-30	.900	8	21	29	2.6	22	0	40	25	0	11	118	10.7		
5	NEWMAN, Brandon	15-15	391:46	26.1	52-120	.433	23-58	.397	19-20	.950	7	49	56	3.7	34	1	27	24	8	12	146	9.7		
15	EDEY, Zach	15-2	213:25	14.2	45-78	.577	0-0	.000	32-46	.696	21	37	58	3.9	38	1	3	26	14	2	122	8.1		
23	IVEY, Jaden	10-0	155:06	15.5	24-64	.375	5-27	.185	11-20	.550	5	20	25	2.5	15	0	12	5	1	4	64	6.4		
0	GILLIS, Mason	15-10	311:55	20.8	28-60	.467	11-36	.306	14-16	.875	16	33	49	3.3	34	0	18	15	1	7	81	5.4		
11	THOMPSON, Isaiah	15-5	301:20	20.1	23-53	.434	14-35	.400	16-22	.727	8	15	23	1.5	15	0	22	11	0	4	76	5.1		
1	WHEELER, Aaron	15-5	295:12	19.7	23-60	.383	10-38	.263	3-5	.600	14	58	72	4.8	29	1	21	18	10	11	59	3.9		
14	WULBRUN, Jared	1-0	03:23	3.4	1-1	1.000	1-1	1.000	0-0	.000	0	0	0	0.0	0	0	1	0	0	0	3	3.0		
21	FROST, Matt	1-0	03:23	3.4	1-1	1.000	1-1	1.000	0-0	.000	0	0	0	0.0	0	0	1	0	0	0	3	3.0		
25	MORTON, Ethan	15-0	154:32	10.3	4-18	.222	3-13	.231	0-0	.000	2	8	10	0.7	7	0	17	11	1	1	11	0.7		
22	MARTIN, Chase	1-0	03:23	3.4	0-1	.000	0-1	.000	0-0	.000	0	0	0	0.0	0	0	0	0	0	0	0	0.0		
Team											22	25	47				11							
Total		15	3000		386-852	.453	123-345	.357	180-258	.698	159	402	561	37.4	272	6	234	200	45	67	1075	71.7		
Opponents		15	3000		349-838	.416	118-384	.307	186-279	.667	123	344	467	31.1	277	6	218	168	49	94	1002	66.8		

Team Statistics

	PURDUE	OPP
Scoring	1075	1002
Points per game	71.7	66.8
Scoring margin	+4.9	-
Field goals-att	386-852	349-838
Field goal pct	.453	.416
3 point fg-att	123-345	118-384
3-point FG pct	.357	.307
3-pt FG made per game	8.2	7.9
Free throws-att	180-258	186-279
Free throw pct	.698	.667
F-Throws made per game	12.0	12.4
Rebounds	561	467
Rebounds per game	37.4	31.1
Rebounding margin	+6.3	-
Assists	234	218
Assists per game	15.6	14.5
Turnovers	200	168
Turnovers per game	13.3	11.2
Turnover margin	-2.1	-
Assist/turnover ratio	1.2	1.3
Steals	67	94
Steals per game	4.5	6.3
Blocks	45	49
Blocks per game	3.0	3.3
Winning streak	3	-
Home win streak	6	-
Attendance	1068	703
Home games-Avg/Game	6-178	6-117
Neutral site-Avg/Game	-	3-0

Team Results

Date	Opponent		Score	Att.
11/25/2020	vs Liberty	W	77-64	0
11/26/2020	vs Clemson	L	70-81	0
12/01/2020	Oakland	W	93-50	0
12/04/2020	Valparaiso	W	68-61	200
12/08/2020	at Miami (FL)	L	54-58	0
12/12/2020	Indiana St.	W	80-68	200
12/16/2020	Ohio St.	W	67-60	250
12/19/2020	vs Notre Dame	W	88-78	0
12/22/2020	at Iowa	L	55-70	536
12/25/2020	Maryland	W	73-70	250
12/29/2020	at Rutgers	L	76-81	0
01/02/2021	at Illinois	L	58-66	167
01/08/2021	at Michigan St.	W	55-54	0
01/14/2021	at Indiana	W	81-69	0
01/17/2021	Penn St.	W	80-72	168



## 2020-21 BIG TEN STATISTICS

## Game Records

Record	Overall	Home	Away	Neutral
ALL GAMES	5-3	3-0	2-3	0-0
CONFERENCE	5-3	3-0	2-3	0-0
NON-CONFERENCE	0-0	0-0	0-0	0-0

## Score by Periods

Team	1st	2nd	OT	TOT
Purdue	252	293	0	545
Opponents	270	272	0	542

## Team Box Score

No.	Player				Total		3-Point		F-Throw		Rebounds													
		GP-GS	MIN	AVG	FG-FGA	FG%	3FG-FGA	3FG%	FT-FTA	FT%	OFF	DEF	TOT	AVG	PF	DQ	A	TO	BLK	STL	PTS	AVG		
50	WILLIAMS, Trevion	8-7	204:26	25.6	58-100	.580	0-1	.000	20-39	.513	28	48	76	9.5	22	0	19	18	6	2	136	17.0		
5	NEWMAN, Brandon	8-8	207:22	25.9	29-65	.446	12-31	.387	13-14	.929	2	34	36	4.5	19	0	9	16	6	5	83	10.4		
2	HUNTER JR., Eric	8-8	229:14	28.7	24-70	.343	9-31	.290	19-22	.864	6	15	21	2.6	16	0	27	22	0	6	76	9.5		
55	STEFANOVIC, Sasha	8-8	249:08	31.1	22-55	.400	16-42	.381	12-15	.800	1	27	28	3.5	21	1	16	10	0	5	72	9.0		
23	IVEY, Jaden	8-0	124:28	15.6	17-52	.327	4-24	.167	10-17	.588	5	16	21	2.6	11	0	11	3	1	3	48	6.0		
0	GILLIS, Mason	8-8	184:07	23.0	12-31	.387	4-20	.200	11-12	.917	8	16	24	3.0	21	0	10	7	1	3	39	4.9		
15	EDEY, Zach	8-1	108:18	13.5	12-32	.375	0-0	.000	9-15	.600	9	20	29	3.6	14	0	2	8	9	1	33	4.1		
11	THOMPSON, Isaiah	8-0	116:04	14.5	10-19	.526	6-13	.462	5-8	.625	5	8	13	1.6	6	0	8	3	0	1	31	3.9		
1	WHEELER, Aaron	8-0	130:45	16.3	9-21	.429	6-17	.353	0-0	.000	4	22	26	3.3	17	1	7	9	3	7	24	3.0		
25	MORTON, Ethan	8-0	46:09	5.8	1-3	.333	1-3	.333	0-0	.000	0	2	2	0.3	2	0	1	0	0	0	3	0.4		
Team											12	12	24					6						
Total		8	1600		194-448	.433	58-182	.319	99-142	.697	80	220	300	37.5	149	2	110	102	26	33	545	68.1		
Opponents		8	1600		192-460	.417	62-197	.315	96-154	.623	76	202	278	34.8	153	4	115	77	33	49	542	67.8		

## Team Statistics

	PURDUE	OPP
<b>Scoring</b>	<b>545</b>	<b>542</b>
Points per game	68.1	67.8
Scoring margin	+0.4	-
<b>Field goals-att</b>	<b>194-448</b>	<b>192-460</b>
Field goal pct	.433	.417
<b>3 point fg-att</b>	<b>58-182</b>	<b>62-197</b>
3-point FG pct	.319	.315
3-pt FG made per game	7.3	7.8
<b>Free throws-att</b>	<b>99-142</b>	<b>96-154</b>
Free throw pct	.697	.623
F-Throws made per game	12.4	12.0
<b>Rebounds</b>	<b>300</b>	<b>278</b>
Rebounds per game	37.5	34.8
Rebounding margin	+2.8	-
<b>Assists</b>	<b>110</b>	<b>115</b>
Assists per game	13.8	14.4
<b>Turnovers</b>	<b>102</b>	<b>77</b>
Turnovers per game	12.8	9.6
Turnover margin	-3.1	-
Assist/turnover ratio	1.1	1.5
<b>Steals</b>	<b>33</b>	<b>49</b>
Steals per game	4.1	6.1
<b>Blocks</b>	<b>26</b>	<b>33</b>
Blocks per game	3.3	4.1
<b>Winning streak</b>	<b>3</b>	<b>-</b>
Home win streak	3	-
<b>Attendance</b>	<b>668</b>	<b>703</b>
Home games-Avg/Game	3-223	5-141
Neutral site-Avg/Game	-	0-0

## Team Results

Date	Opponent		Score	Att.
12/16/2020	Ohio St.	W	67-60	250
12/22/2020	at Iowa	L	55-70	536
12/25/2020	Maryland	W	73-70	250
12/29/2020	at Rutgers	L	76-81	0
01/02/2021	at Illinois	L	58-66	167
01/08/2021	at Michigan St.	W	55-54	0
01/14/2021	at Indiana	W	81-69	0
01/17/2021	Penn St.	W	80-72	168

# GAME 16 // PURDUE AT OHIO STATE // JANUARY 19, 2021

PURDUE 80, PENN STATE 72 (Last Box Score)



Official Basketball Box Score - Final  
**Penn St. at Purdue**  
 01/17/21 Mackey Arena, West Lafayette  
 2020-21 Men's Basketball

Game Time: 1:00 PM  
 Game Duration: 2:32  
 Attendance: 168

Officials: Bo Boroski, Courtney Green, Rob Kueneman

Penn St. - 72

Record: 3-5 (0-4)

NO.	Name	Min	FG M-A	3P M-A	FT M-A	Rebounds OR DR TOT	Fouls PF FD	TP	AS	TO	ST	Blocks BS BA	+/-
1	Seth Lundy	F 25:45	2-11	1-7	2-2	2 3 5	2 3	7	0	1	0	1 2	-6
21	John Harrar	F 27:19	5-7	0-0	4-8	10 4 14	4 6	14	3	0	0	1 0	2
0	Myreon Jones	G 33:34	9-22	5-13	0-0	1 1 2	2 0	23	0	1	1	1 2	-2
5	Jamari Wheeler	G 29:11	1-6	1-4	0-1	0 6 6	2 3	3	3	4	4	0 1	-14
12	Izaiah Brockington	G 29:20	5-19	0-4	2-2	3 6 9	5 3	12	2	0	2	0 2	4
2	Myles Dread	21:45	1-5	1-5	0-0	0 0 0	2 0	3	2	0	0	0 0	-4
15	Trent Buttrick	12:44	2-5	2-5	0-0	2 3 5	5 0	6	0	0	0	0 0	-11
3	Sam Sessoms	18:17	2-6	0-1	0-0	0 2 2	2 1	4	1	0	0	0 0	-8
30	Abdou Tsimbila	02:05	0-1	0-0	0-0	0 0 0	2 0	0	0	0	0	0 0	-1
Team						5 1 6		0		1			
<b>Totals</b>			27-82	10-39	8-13	23 26 49	27 16	72	11	7	7	3 7	-8

Shooting By Period			
1 <sup>st</sup> FG%	14-35	40.0%	
3PT%	3-13	23.1%	
FT%	1-4	25%	
2 <sup>nd</sup> FG%	13-47	27.7%	
3PT%	7-26	26.9%	
FT%	7-9	77.8%	
GM FG%	27-82	32.9%	
3PT%	10-39	25.6%	
FT%	8-13	61.5%	

Dead Ball Rebounds: 2, 0

Technical Fouls: Coach 2<sup>nd</sup> 16:56

Purdue - 80

Record: 10-5 (5-3)

NO.	Name	Min	FG M-A	3P M-A	FT M-A	Rebounds OR DR TOT	Fouls PF FD	TP	AS	TO	ST	Blocks BS BA	+/-
0	Mason Gillis	F 28:20	2-7	2-6	6-6	0 5 5	1 4	12	1	2	2	0 0	14
50	Trevion Williams	F 18:39	6-10	0-0	1-6	6 5 11	3 5	13	1	1	1	0 2	10
2	Eric Hunter Jr.	G 30:11	4-8	0-3	6-6	3 1 4	2 3	14	5	3	0	0 0	12
5	Brandon Newman	G 29:46	4-10	1-5	4-4	0 5 5	3 1	13	1	2	0	3 1	7
55	Sasha Stefanovic	G 33:19	5-12	3-10	2-3	1 5 6	2 2	15	2	2	1	0 0	16
15	Zach Edey	20:48	2-5	0-0	3-4	2 4 6	3 7	7	0	1	0	2 0	0
1	Aaron Wheeler	11:56	0-2	0-2	0-0	0 2 2	0 0	0	0	0	1	2 0	-8
23	Jaden Ivey	13:10	2-7	0-5	2-4	1 2 3	1 4	6	1	0	0	0 0	-2
11	Isaiah Thompson	10:10	0-1	0-1	0-0	0 1 1	1 0	0	1	0	0	0 0	-4
25	Ethan Morton	03:41	0-0	0-0	0-0	0 0 0	0 0	0	0	0	0	0 0	-5
Team						1 3 4		0		1			
<b>Totals</b>			25-62	6-32	24-33	14 33 47	16 26	80	12	12	5	7 3	8

Shooting By Period			
1 <sup>st</sup> FG%	12-38	31.6%	
3PT%	2-19	10.5%	
FT%	7-9	77.8%	
2 <sup>nd</sup> FG%	13-24	54.2%	
3PT%	4-13	30.8%	
FT%	17-24	70.8%	
GM FG%	25-62	40.3%	
3PT%	6-32	18.8%	
FT%	24-33	72.7%	

Dead Ball Rebounds: 6, 2

Technical Fouls: NONE

	PST	PUR
Biggest lead	2 (1 <sup>st</sup> 2:14)	17 (2 <sup>nd</sup> 9:24)
Best Scoring Run	8 (1 <sup>st</sup> 4:33)	13 (2 <sup>nd</sup> 17:09)
Lead Changes	8	
Times Tied	3	
Time with Lead	03:29	34:54

Points from	PST	PUR
Turnovers	11	5
Paint	20	34
Second Chance	29	17
Fast Breaks	6	15
Bench	13	13

Period by Period Scoring			
	1st	2nd	TOT
PST	32	40	72
PUR	33	47	80

## 2020-21 GAME-BY-GAME COMPARISON

Team	W/L	FG-FGA	Pct.	3P-3PA	Pct.	FT-FTA	Pct.	O-D	Reb.	PF	A	TO	B	S	1st	2nd	OT	Pts.	PPP
Purdue	W	31-53	.585	9-18	.500	6-11	.545	5-25	30	18	20	16	2	5	39	38		77	1.15
Liberty		21-52	.404	11-32	.344	11-16	.688	7-17	24	14	15	13	1	6	32	32		64	0.96
Purdue	L	26-58	.448	9-21	.429	9-11	.818	13-24	37	16	11	22	3	4	28	42		70	0.95
Clemson		29-59	.492	10-28	.357	13-15	.867	4-20	24	17	16	13	1	13	36	45		81	1.09
Purdue	W	33-60	.550	17-32	.531	10-11	.909	13-27	40	14	27	12	1	4	49	44		93	1.45
Oakland		18-54	.333	3-21	.143	11-16	.688	10-11	21	12	11	13	0	8	27	23		50	0.78
Purdue	W	19-54	.352	6-23	.261	24-37	.649	11-23	34	21	13	9	1	4	23	45		68	0.99
Valparaiso		19-46	.413	8-26	.308	15-19	.789	4-28	32	32	13	17	3	3	34	27		61	0.88
Purdue	L	21-60	.350	4-25	.160	8-10	.800	13-27	40	23	11	14	2	8	32	22		54	0.82
Miami		20-47	.426	1-17	.059	17-29	.586	7-26	33	14	12	13	5	7	14	44		58	0.88
Purdue	W	30-54	.556	6-16	.375	14-21	.667	12-28	40	13	22	19	8	3	38	42		80	1.11
Indiana State		26-59	.441	7-22	.318	9-13	.692	6-18	24	21	15	13	2	7	29	39		68	0.94
Purdue	W	25-53	.472	6-20	.300	11-13	.846	9-27	36	19	16	16	3	9	38	29		67	1.00
[20] Ohio State		22-58	.379	6-24	.250	10-13	.769	10-20	30	18	14	13	3	6	33	27		60	0.90
Purdue	W	32-65	.492	14-28	.500	10-15	.667	12-28	40	18	20	6	2	6	47	41		88	1.29
Notre Dame		24-61	.393	16-41	.390	14-17	.824	9-22	31	14	21	9	4	1	42	36		78	1.15
Purdue	L	23-58	.397	8-25	.320	1-3	.333	9-26	35	16	17	14	3	6	27	28		55	0.85
[4] Iowa		24-56	.429	12-34	.353	10-14	.714	9-28	37	10	21	11	4	6	37	33		70	1.08
Purdue	W	26-57	.456	10-22	.455	11-17	.647	10-31	41	18	16	10	3	3	41	32		73	1.11
Maryland		25-58	.431	10-28	.357	10-21	.476	6-25	31	18	14	5	3	5	28	42		70	1.06
Purdue	L	29-59	.492	7-26	.269	11-14	.786	9-24	33	15	14	8	2	2	34	42		76	1.19
[14] Rutgers		28-56	.500	11-21	.524	14-17	.824	7-24	31	17	12	6	3	7	40	41		81	1.27
Purdue	L	22-56	.393	7-16	.438	7-12	.583	6-27	33	20	11	14	4	3	23	35		58	0.84
[15] Illinois		25-52	.481	7-20	.350	9-22	.409	6-33	39	15	17	12	6	6	33	33		66	0.96
Purdue	W	19-56	.339	3-24	.125	14-19	.737	16-21	37	21	9	14	3	2	16	39		55	0.90
[23] Michigan State		16-41	.390	3-13	.231	19-25	.760	7-24	31	22	12	14	9	4	31	23		54	0.89
Purdue	W	25-47	.532	11-17	.647	20-31	.645	7-31	38	24	15	14	1	3	40	41		81	1.16
Indiana		25-57	.439	3-18	.167	16-29	.552	8-22	30	27	14	9	2	8	36	33		69	0.99
Purdue	W	25-62	.403	6-32	.188	24-33	.727	14-33	47	16	12	12	7	5	33	47		80	1.08
Indiana		27-82	.329	10-39	.256	8-13	.615	23-26	49	27	11	7	3	7	32	40		72	0.97

GAME 16 // PURDUE AT OHIO STATE // JANUARY 19, 2021

MISCELLANEOUS SINGLE-GAME INFORMATION																			
Date	Opponent	Biggest Lead		Lead Chang.	Ties	----Time In the Lead----			Biggest Run		Paint	Off TO	2nd-ch.	Bench	Starters	Fr.	So.	Jr.	Sr.
		PU	Opp.			PU	Opp.	Tied	PU	Opp.									
Nov. 25	vs. Liberty	13	2	3	2	35:30	2:20	2:10	7	6	36 / 14	17 / 10	8 / 0	34 / 9	43 / 55	44	7	26	
Nov. 26	vs. Clemson	1	15	2	4	0:38	35:50	3:32	6	11	32 / 30	21 / 24	13 / 3	20 / 28	50 / 53	35	15	20	0
Dec. 1	Oakland	46	1	6	1	37:01	2:36	0:23	13	8	26 / 24	19 / 16	14 / 10	29 / 13	64 / 37	44	9	40	0
Dec. 4	Valparaiso	7	11	4	1	10:09	29:34	0:17	11	12	24 / 14	12 / 9	13 / 5	14 / 38	54 / 23	16	14	38	0
Dec. 8	at Miami	20	4	2	1	37:36	2:08	0:16	15	11	26 / 28	14 / 10	8 / 3	35 / 7	19 / 51	31	0	23	0
Dec. 12	Indiana State	13	9	1	0	28:44	10:57	0:19	10	6	48 / 30	16 / 27	13 / 6	40 / 7	40 / 61	15	0	65	0
Dec. 16	[20] Ohio State	14	5	2	4	33:09	2:38	4:13	8	6	34 / 28	14 / 16	13 / 5	25 / 18	42 / 42	21	0	46	0
Dec. 19	vs. Notre Dame	15	2	4	3	37:14	0:48	1:58	11	10	26 / 14	13 / 5	11 / 8	18 / 15	70 / 63	33	3	52	0
Dec. 22	at [4] Iowa	5	15	5	5	2:56	34:21	2:43	8	10	28 / 22	14 / 20	7 / 7	11 / 14	44 / 56	21	3	31	0
Dec. 25	Maryland	15	0	0	1	39:25	0:00	0:35	8	10	26 / 26	7 / 12	7 / 12	20 / 18	53 / 52	39	3	31	0
Dec. 29	at [14] Rutgers	5	15	10	5	9:51	27:10	2:59	8	9	42 / 28	4 / 9	14 / 10	28 / 8	48 / 73	15	17	34	0
Jan. 2	at [15] Illinois	6	13	3	3	10:37	27:15	2:08	19	10	20 / 32	5 / 17	5 / 7	19 / 13	39 / 53	23	6	29	0
Jan. 8	at [23] Michigan State	1	17	5	3	1:09	37:28	1:23	8	13	28 / 12	11 / 10	9 / 6	17 / 19	38 / 35	14	2	39	0
Jan. 14	at Indiana	12	2	3	2	36:40	1:10	2:10	8	9	26 / 36	9 / 23	9 / 11	21 / 20	60 / 49	35	0	46	0
Jan. 17	Penn State	17	2	8	3	34:54	3:29	1:37	13	8	34 / 20	5 / 11	17 / 29	13 / 13	67 / 59	38	0	42	0
PURDUE TOTALS		46							19		456	181	161	344	731	424	79	562	0
PURDUE AVERAGES											30.4	12.1	10.7	22.9	48.7	28.3	5.3	37.5	0.0
OPPONENT TOTALS		17							13		358	219	122	240	762				
OPPONENT AVERAGES											23.9	14.6	8.1	16.0	50.8				

POINTS-REBOUNDS-ASSISTS (starters in underline)																		
Date	Opponent	Result	#0 Gillis	#1 Wheeler	#2 Hunter	#4 Dowuona	#5 Newman	#11 Thompson	#14 Wulbrun	#15 Edey	#21 Frost	#22 Martin	#23 Ivey	#25 Morton	#34 Barrett	#50 Williams	#55 Stefan.	
N25	vs. Liberty	W, 77-64	3-2-0	<u>10-5-4</u>	DNP	DNP	<u>10-1-2</u>	<u>7-0-2</u>	DNP	19-5-0	DNP	DNP	12-1-0	0-0-2	DNP	<u>7-11-5</u>	<u>9-3-5</u>	
N26	vs. Clemson	L, 70-81	3-2-0	<u>2-6-2</u>	DNP	DNP	<u>15-5-1</u>	<u>15-2-1</u>	DNP	17-8-0	DNP	DNP	DNP	0-1-5	DNP	<u>10-8-2</u>	<u>8-2-0</u>	
D1	Oakland	W, 93-50	7-2-1	<u>9-6-0</u>	DNP	DNP	<u>21-4-3</u>	<u>6-2-6</u>	3-0-1	13-7-0	3-0-1	0-0-0	DNP	3-2-6	DNP	<u>8-14-2</u>	<u>20-1-7</u>	
D4	Valparaiso	W, 68-61	3-1-1	<u>2-5-3</u>	DNP	DNP	<u>2-3-2</u>	<u>14-3-2</u>	DNP	6-1-0	DNP	DNP	DNP	5-2-0	DNP	<u>17-11-2</u>	<u>19-3-3</u>	
D8	at Miami	L, 54-58	9-6-3	<u>0-4-2</u>	11-2-0	DNP	<u>7-5-2</u>	<u>0-2-2</u>	DNP	15-2-1	DNP	DNP	DNP	0-3-0	DNP	<u>8-7-0</u>	<u>4-5-1</u>	
D12	Indiana State	W, 80-68	<u>5-3-2</u>	10-13-1	<u>13-1-5</u>	DNP	<u>0-1-4</u>	0-1-1	DNP	<u>10-3-0</u>	DNP	DNP	DNP	0-0-3	DNP	30-11-2	<u>12-3-4</u>	
D16	[20] Ohio State	W, 67-60	<u>6-0-1</u>	5-6-1	<u>15-1-2</u>	DNP	<u>10-7-0</u>	0-2-1	DNP	<u>1-5-0</u>	DNP	DNP	4-1-0	0-0-0	DNP	16-9-8	<u>10-2-3</u>	
D19	vs. Notre Dame	W, 88-78	<u>12-9-1</u>	2-7-2	<u>18-5-8</u>	DNP	<u>8-1-4</u>	3-0-0	DNP	9-3-0	DNP	DNP	4-3-1	0-0-0	DNP	<u>14-7-2</u>	<u>18-2-2</u>	
D22	at [4] Iowa	L, 55-70	<u>7-2-2</u>	5-2-1	<u>4-2-5</u>	DNP	<u>11-8-2</u>	3-4-1	DNP	3-1-1	DNP	DNP	0-0-1	0-0-0	DNP	<u>14-9-1</u>	<u>8-4-3</u>	
D25	Maryland	W, 73-70	<u>5-6-2</u>	0-3-1	<u>16-1-1</u>	DNP	<u>17-2-1</u>	3-1-2	DNP	6-7-0	DNP	DNP	11-5-4	0-0-0	DNP	<u>10-8-2</u>	<u>5-5-3</u>	
D29	at [14] Rutgers	L, 76-81	<u>0-4-3</u>	0-2-0	<u>9-1-2</u>	DNP	<u>4-2-3</u>	17-1-0	DNP	3-3-1	DNP	DNP	8-2-2	0-0-0	DNP	<u>21-12-1</u>	<u>14-4-2</u>	
J2	at [15] Illinois	L, 58-66	<u>2-0-0</u>	6-4-2	<u>0-4-4</u>	DNP	<u>14-5-0</u>	6-2-2	DNP	7-4-0	DNP	DNP	0-2-0	0-0-1	DNP	<u>14-8-2</u>	<u>9-3-0</u>	
J8	at [23] Michigan State	W, 55-54	<u>0-1-0</u>	3-2-1	<u>7-6-4</u>	DNP	<u>2-1-1</u>	2-0-0	DNP	6-3-0	DNP	DNP	6-6-1	0-0-0	DNP	<u>26-9-2</u>	<u>3-3-0</u>	
J14	at Indiana	W, 81-69	<u>7-6-1</u>	5-5-1	<u>11-2-4</u>	DNP	<u>12-6-1</u>	0-2-1	DNP	0-0-0	DNP	DNP	13-2-2	3-2-0	DNP	<u>22-10-2</u>	<u>8-1-3</u>	
J17	Penn State	W, 80-72	<u>12-5-1</u>	0-2-0	<u>14-4-5</u>	DNP	<u>13-5-1</u>	0-1-1	DNP	7-6-0	DNP	DNP	6-3-1	0-0-0	DNP	<u>13-11-1</u>	<u>15-6-2</u>	

INSIDE THE NUMBERS				PURDUE'S RECORD WHEN...										
10+ POINTS	2021	CAREER	CONSECUTIVE FREE THROWS MADE		POINTS LEADER	2021	CAREER	Category	2020-21	Painter	Str.			
Trevion Williams	12 (8-4)	33 (19-14)	Eric Hunter Jr.	15	Trevion Williams	7 (4-3)	17 (7-10)	All Games	10-5	347-179	W-3			
Eric Hunter Jr.	7 (6-1)	29 (20-9)	Brandon Newman	13	Sasha Stefanovic	3 (3-0)	9 (6-3)	At Home	6-0	217-40	W-6			
Sasha Stefanovic	7 (6-1)	20 (15-5)	Mason Gillis	6	Eric Hunter Jr.	1 (1-0)	6 (6-0)	On Road	2-4	74-90	W-2			
Isaiah Thompson	3 (1-2)	10 (5-5)	Aaron Wheeler	2	Brandon Newman	3 (2-1)	3 (2-1)	At Neutral Sites	2-1	56-49	W-1			
Aaron Wheeler	2 (2-0)	10 (9-1)	Sasha Stefanovic	1	Zach Edey	3 (1-2)	3 (1-2)	vs. Big Ten Foes	5-3	183-119	W-3			
Brandon Newman	9 (6-3)	9 (6-3)	<b>TEAM</b>	<b>5</b>	Isaiah Thompson		2 (2-0)	Big Ten Regular-Season	5-3	172-106	W-3			
Zach Edey	5 (3-2)	5 (3-2)	OPENING TIPS		REBOUNDS LEADER		2021	CAREER	Big Ten Tournament		11-13	L-2		
Jaden Ivey	3 (3-0)	3 (3-0)	Trevion Williams	9 (6-3)	4 (1-3)	Trevion Williams	13 (8-5)	37 (20-17)	At Home	3-0	107-31	W-3		
Mason Gillis	2 (2-0)	2 (2-0)	Zach Edey	1 (1-0)	1 (1-0)	Aaron Wheeler	1 (1-0)	6 (5-1)	On Road	2-3	65-75	W-2		
			<b>TOTALS</b>	<b>10 (7-3)</b>	<b>5 (2-3)</b>	Eric Hunter Jr.		2 (2-0)	At Neutral Site		11-13	L-2		
			DUNKS		2021	CAREER	ASSISTS LEADER	2021	CAREER	vs. Non-Conference Foes	5-2	164-60	W-2	
			Aaron Wheeler	2	24	Trevion Williams	2 (2-0)	10 (5-5)	At Home	3-0	110-9	W-7		
			Zach Edey	19	19	Aaron Wheeler	1 (1-0)	4 (3-1)	On Road	0-1	9-16	L-1		
			Trevion Williams	6	16	Mason Gillis	2 (1-1)	2 (1-1)	At Neutral Site	2-1	45-35	W-1		
			Eric Hunter Jr.	1	4	Jaden Ivey	1 (1-0)	1 (1-0)	vs. Ranked Opponent	2-3	51-86	W-1		
			Emmanuel Dowuona		3	Ethan Morton	1 (0-1)	1 (0-1)	vs. Unranked Opponent	8-2	296-93	W-5		
			<b>TOTALS</b>	<b>28</b>		Brandon Newman	1 (0-1)	1 (0-1)	In Overtime		12-16	L-2		
			AND-ONES	CHANCES	PCT.	Isaiah Thompson		13	Leading at Halftime	8-1	285-48	W-6		
			Trevion Williams	3-6	.500	Sasha Stefanovic	3 (3-0)	10 (5-5)	Trailing at Halftime	2-4	49-119	W-1		
			Brandon Newman	3-3	1.000	Eric Hunter Jr.	7 (5-2)	20 (15-5)	Tied at Halftime		13-12	W-1		
			Zach Edey	2-4	.500	Sasha Stefanovic	2 (2-0)	10 (5-5)	Games Decided by 1-9 Pts.	5-3	120-103	W-2		
			Jaden Ivey	1-3	.333	Trevion Williams	2 (2-0)	10 (5-5)	3 Points or Less	2-0	40-32	W-2		
			Sasha Stefanovic	1-2	.500	Aaron Wheeler	1 (1-0)	4 (3-1)	4-6 Points	0-2	36-33	L-4		
			<b>TOTALS</b>	<b>10-18</b>	<b>.556</b>	Mason Gillis	2 (1-1)	2 (1-1)	7-9 Points	3-1	44-38	W-1		
			FIRST SUB	2021	CAREER	Jaden Ivey	1 (1-0)	1 (1-0)	Games Decided by 10+ Pts.	5-2	227-76	W-1		
			Eric Hunter Jr.	1	19	Ethan Morton	1 (0-1)	1 (0-1)	10-19 Points	4-2	117-60	W-1		
			Trevion Williams	2	17	Brandon Newman	1 (0-1)	1 (0-1)	20-Plus Points	1-0	110-16	W-3		
			Aaron Wheeler	3	15	Isaiah Thompson		2	Purdue Shoots 48% or Better	5-1	161-17	W-1		
			Zach Edey	13	13	Sasha Stefanovic		4	Purdue Shoots Less Than 48%	5-4	186-162	W-2		
			Isaiah Thompson	2	13	Ethan Morton		1	Opp. Shoots 48% or Better	0-3	31-75	L-7		
			Sasha Stefanovic		4	Mason Gillis		2	Opp. Shoots Less Than 48%	10-2	316-104	W-4		
			Ethan Morton	3	3	Jaden Ivey		1	Purdue Shoots Better Than Opp.	8-0	283-42	W-9		
			Mason Gillis	2	2	Mason Gillis		2	Opp. Shoots Better / Equal %	2-5	64-137	W-1		
			Jaden Ivey	2	2	Jaden Ivey		1	Purdue Outrebounds Opp.	9-3	255-71	W-2		
			FIRST POINTS	2P	3P	FT	No.	Opp. Outreb. / Equals Purdue	1-2	92-108	W-1			
			Trevion Williams	8			8	Purdue Has More FT Attempts	4-0	249-36	W-4			
			Sasha Stefanovic		3		3	Opp. Has More / Equal FT Att.	6-5	98-143	W-1			
			Brandon Newman	2			2	Purdue Makes 10+ 3-Ptrs.	4-0	83-17	W-9			
			Isaiah Thompson		1		1	Purdue Makes 0-4 3-Ptrs.	1-1	54-66	W-1			
			Zach Edey				1	Opp. Makes 10+ 3-Ptrs.	4-3	37-31	W-1			
			STATSHEET STUFFER	2021	CAREER			Opp. Makes 0-4 3-Ptrs.	3-1	120-39	W-2			
			Trevion Williams	2 (2-0)	2 (2-0)			Purdue Has 0-9 Turnovers	2-1	98-42	L-1			
			Eric Hunter Jr.	1 (1-0)	1 (1-0)			Purdue Has 10-15 Turnovers	5-3	192-89	W-3			
			Aaron Wheeler		1 (0-1)			Purdue Has 16+ Turnovers	3-1	57-48	W-2			
			► At least five in three categories (pt, reb, ast, stl, blk).					Opp. Has 0-9 Turnovers	4-1	64-62	W-2			
			CONSECUTIVE 10+ POINT GAMES					Opp. Has 10-15 Turnovers	5-4	159-90	W-1			
			Trevion Williams	10				Opp. Has 16+ Turnovers	1-0	124-27	W-1			
			Eric Hunter Jr.	2				Purdue Has Fewer TDs	3-0	202-63	W-3			
			Brandon Newman	2				Purdue Has More / Equal TDs	7-5	145-116	W-3			
			Mason Gillis	1				Purdue Wins Reb. & TO Margin	3-0	130-13	W-9			
			Sasha Stefanovic	1				Purdue Scores 0-49 Pts.		2-9	L-1			
			CONSECUTIVE GAMES WITH A 3-PTR					Purdue Scores 50-59 Pts.	1-3	11-48	W-1			
			Sasha Stefanovic	16				Purdue Scores 60-69 Pts.	2-0	92-73	W-2			
			Brandon Newman	2				Purdue Scores 70-79 Pts.	2-2	115-37	L-1			
			Mason Gillis	1				Purdue Scores 80-89 Pts.	4-0	87-12	W-12			
			THE START CHART (3)					Purdue Scores 90+ Pts.	1-0	40-0	W-102			
			1	2	3	4	5	Opp. Scores 0-49 Pts.		52-1	W-22			
			Thompson	Stefanovic	Newman	Wheeler	Williams	Games	Record	Opp. Scores 50-59 Pts.	2-1	105-6	W-1	
			Hunter Jr.	Stefanovic	Newman	Gillis	Edey	1, 2, 3, 4, 5	3-2	Opp. Scores 60-69 Pts.	5-1	125-52	W-1	
			Hunter Jr.	Stefanovic	Newman	Gillis	Williams	6, 7	2-0	Opp. Scores 70-79 Pts.	3-1	54-73	W-2	
								8, 9, 10, 11, 12, 13, 14, 15	5-3	Opp. Scores 80-89 Pts.	0-2	8-38	L-5	
			CAREER STARTS AT PURDUE							Opp. Scores 90+ Pts.		3-9	W-2	
			Player	18	19	20	21	Tot.	Cons.	Record as Starter	0-1 Player in Double Figures	1-0	6-9	W-1
			Trevion Williams		8	22	13	43	8	27-16	2 Players in Double Figures	0-3	55-53	L-4
			Eric Hunter Jr.		1	30	10	41	10	23-18	3 Players in Double Figures	3-1	137-87	L-1
			Sasha Stefanovic			22	15	37	19	22-15	4 Players in Double Figures	4-1	104-21	W-3
			Brandon Newman				15	15	15	10-5	5+ Players in Double Figures	2-0	45-9	W-9
			Aaron Wheeler			9	5	14		8-6	In November	1-1	72-23	L-1
			Mason Gillis				10	10	10	7-3	In December	6-3	88-30	L-1
			Isaiah Thompson				5	5		3-2	In January	3-1	77-48	W-3
			Zach Edey				2	2		2-0	In February		68-38	W-1
			RECORD BY DAY								In March		42-40	L-1
			On Sunday	1-0	46-27	W-2					On Sunday	1-0	46-27	W-2
			On Monday		10-5	W-1					On Monday		10-5	W-1
			On Tuesday	1-3	57-27	L-3					On Tuesday	1-3	57-27	L-3
			On Wednesday	2-0	60-29	W-4					On Wednesday	2-0	60-29	W-4
			On Thursday	1-1	33-22	W-1					On Thursday	1-1	33-22	W-1
			On Friday	3-0	37-12	W-5					On Friday	3-0	37-12	W-5
			On Saturday	2-1	104-56	L-1					On Saturday	2-1	104-56	L-1
			Wearing White Uniforms	6-0		W-6					Wearing Black Uniforms	3-5		W-3
			Wearing Black Uniforms	3-5		W-3					Wearing Gold Uniforms	1-0		W-12
			Wearing Gold Uniforms	1-0		W-12					Wearing Gray Uniforms			L-1
			Wearing Gray Uniforms			L-1								

@BoilerBall | PurdueSports.com



PURDUE / OPPONENT STATISTICAL BREAKDOWNS																								
All Games	Record	FG	FGA	Pct.	3P	3PA	Pct.	FT	FTA	Pct.	Off.	Def.	Avg.	F	DQ	Ast.	TO	Blk.	Stl.	1st	2nd	OT	Avg.	
All Games	10-5	386	852	.453	123	345	.357	180	258	.698	159	402	374	272	6	234	200	45	67	508	567	0	71.7	
		349	838	.416	118	384	.307	186	279	.667	123	344	31.1	277	6	218	168	49	94	484	518	0	66.8	
Home	6-0	158	340	.465	51	145	.352	94	132	.712	69	169	39.7	101	0	106	78	23	28	222	239	0	76.8	
		137	357	.384	44	160	.275	63	95	.663	59	128	31.2	127	4	78	68	14	36	183	198	0	63.5	
Away	2-4	139	336	.414	40	133	.301	61	89	.685	60	156	36.0	119	5	77	78	15	24	172	207	0	63.2	
		138	309	.447	37	123	.301	85	136	.625	44	157	33.5	105	2	88	65	29	38	191	207	0	66.3	
Neutral	2-1	89	176	.506	32	67	.478	25	37	.676	30	77	35.7	52	1	51	44	7	15	114	121	0	78.3	
		74	172	.430	37	101	.366	38	48	.792	20	59	26.3	45	0	52	35	6	20	110	113	0	74.3	
Big Ten Reg-Seas.	Record	FG	FGA	Pct.	3P	3PA	Pct.	FT	FTA	Pct.	Off.	Def.	Avg.	F	DQ	Ast.	TO	Blk.	Stl.	1st	2nd	OT	Avg.	
All Games	5-3	194	448	.433	58	182	.319	99	142	.697	80	220	37.5	149	2	110	102	26	33	252	293	0	68.1	
		192	460	.417	62	197	.315	96	154	.623	76	202	34.8	153	4	115	77	33	49	270	272	0	67.8	
Home	3-0	76	172	.442	22	74	.297	46	63	.730	33	91	41.3	53	0	44	38	13	17	112	108	0	73.3	
		74	198	.374	26	91	.286	28	47	.596	39	71	36.7	62	2	39	25	9	18	93	109	0	67.3	
Away	2-3	118	276	.428	36	108	.333	53	79	.671	47	129	35.2	96	2	66	64	13	16	140	185	0	65.0	
		118	262	.450	36	106	.340	68	107	.636	37	131	33.6	91	2	76	52	24	31	177	163	0	68.0	
Current Streak	Streak	FG	FGA	Pct.	3P	3PA	Pct.	FT	FTA	Pct.	Off.	Def.	Reb.	F	DQ	Ast.	TO	Blk.	Stl.	1st	2nd	OT	Avg.	
Overall	Win-3	69	165	.418	20	73	.274	58	83	.699	37	85	40.7	61	2	36	40	11	10	89	127	0	72.0	
		68	180	.378	16	70	.229	43	67	.642	38	72	36.7	75	4	37	30	14	19	99	96	0	65.0	
Month	Record	FG	FGA	Pct.	3P	3PA	Pct.	FT	FTA	Pct.	Off.	Def.	Avg.	F	DQ	Ast.	TO	Blk.	Stl.	1st	2nd	OT	Avg.	
November	1-1	57	111	.514	18	39	.462	15	22	.682	18	49	33.5	34	1	31	38	5	9	67	80	0	73.5	
		50	111	.450	21	60	.350	24	31	.774	11	37	24.0	31	0	31	26	2	19	68	77	0	72.5	
December	6-3	238	520	.458	78	217	.359	100	141	.709	98	241	37.7	157	3	156	108	25	45	329	325	0	72.7	
		206	495	.416	74																			

## INDIVIDUAL GAME-BY-GAME STATISTICS

## #0 | Mason Gillis

Date	Opponent	Min.	FG	3FG	FT	O-D-T	PF	A	TO	B	S	Pts.
N25	vs. Liberty	11	1-2	1-2	0-0	0-2-2	3	0	2	0	1	3
N26	vs. Clemson	17	1-4	1-3	0-0	1-1-2	1	0	1	0	0	3
D1	Oakland	20	3-4	1-2	0-0	1-1-2	1	1	1	0	1	7
D4	Valparaiso	15	1-3	0-2	1-2	0-1-1	1	1	1	0	2	3
D8	at Miami	22	4-10	1-4	0-0	3-3-6	3	3	2	0	0	9
D12	• Indiana State	18	2-2	1-1	0-0	0-3-3	1	2	1	0	0	5
D16	• [20] Ohio State	16	3-3	0-0	0-0	0-0-0	2	1	0	1	1	6
D19	• vs. Notre Dame	24	4-4	2-2	2-2	3-6-9	3	1	0	0	0	12
D22	• at [4] Iowa	29	3-5	1-2	0-0	1-1-2	3	2	1	0	0	7
D25	• Maryland	27	1-5	1-4	2-2	2-4-6	3	2	0	0	0	5
D29	• at [14] Rutgers	31	0-3	0-3	0-0	2-2-4	2	3	1	0	0	0
J2	• at [15] Illinois	14	1-3	0-2	0-0	0-0-0	3	0	1	0	0	2
J5	Nebraska	-- POSTPONED --										
J8	• at [23] Michigan State	11	0-2	0-2	0-0	1-0-1	3	0	2	0	0	0
J14	• at Indiana	27	2-3	0-1	3-4	2-4-6	4	1	0	0	0	7
J17	• Penn State	28	2-7	2-6	6-6	0-5-5	1	1	2	0	2	12
J19	at Ohio State											
J22	Michigan											
J30	Minnesota											
F2	at Maryland											
F6	Northwestern											
F11	at Minnesota											
F16	Michigan State											
F20	at Nebraska											
F26	at Penn State											
M2	Wisconsin											
M6	Indiana											

## #1 | Aaron Wheeler

Date	Opponent	Min.	FG	3FG	FT	O-D-T	PF	A	TO	B	S	Pts.
N25	• vs. Liberty	29	4-6	2-3	0-0	1-4-5	4	4	3	0	1	10
N26	• vs. Clemson	23	1-4	0-2	0-0	0-6-6	1	2	1	1	0	2
D1	• Oakland	23	4-8	1-4	0-0	2-4-6	1	0	1	0	1	9
D4	• Valparaiso	28	1-5	0-2	0-0	2-3-5	1	3	0	0	1	2
D8	• at Miami	20	0-6	0-4	0-0	2-2-4	0	2	1	0	1	0
D12	Indiana State	23	4-7	1-3	1-2	2-11-13	3	1	1	4	0	10
D16	[20] Ohio State	24	2-3	1-2	0-0	1-5-6	4	1	1	0	3	5
D19	vs. Notre Dame	18	0-3	0-3	2-2	1-6-7	2	2	2	0	0	2
D22	at [4] Iowa	11	2-3	1-2	0-0	0-2-2	1	1	1	0	1	5
D25	Maryland	18	0-0	0-0	0-0	0-3-3	2	1	2	1	0	0
D29	at [14] Rutgers	7	0-2	0-1	0-0	1-1-2	2	0	1	0	1	0
J2	at [15] Illinois	18	2-3	2-3	0-0	1-3-4	1	2	0	0	0	6
J5	Nebraska	-- POSTPONED --										
J8	at [23] Michigan State	29	1-5	1-5	0-0	1-1-2	5	1	1	0	1	3
J14	at Indiana	13	2-3	1-2	0-0	0-5-5	2	1	3	0	0	5
J17	Penn State	12	0-2	0-2	0-0	0-2-2	0	0	0	2	0	0
J19	at Ohio State											
J22	Michigan											
J30	Minnesota											
F2	at Maryland											
F6	Northwestern											
F11	at Minnesota											
F16	Michigan State											
F20	at Nebraska											
F26	at Penn State											
M2	Wisconsin											
M6	Indiana											

## #2 | Eric Hunter Jr.

Date	Opponent	Min.	FG	3FG	FT	O-D-T	PF	A	TO	B	S	Pts.
N25	vs. Liberty					-- DID NOT PLAY --						
N26	vs. Clemson					-- DID NOT PLAY --						
D1	Oakland					-- DID NOT PLAY --						
D4	Valparaiso					-- DID NOT PLAY --						
D8	at Miami	27	4-10	1-5	2-2	1-1-2	1	0	0	0	1	11
D12	• Indiana State	34	4-12	1-5	4-4	0-1-1	3	5	3	0	1	13
D16	• [20] Ohio State	32	6-11	1-3	2-3	0-1-1	2	2	4	0	2	15
D19	• vs. Notre Dame	34	6-15	4-7	2-2	1-4-5	2	8	0	0	3	18
D22	• at [4] Iowa	31	2-10	0-3	0-0	1-1-2	1	5	5	0	1	4
D25	• Maryland	28	6-15	2-6	2-4	0-1-1	3	1	3	0	0	16
D29	• at [14] Rutgers	21	2-8	2-5	3-3	0-1-1	2	2	1	0	0	9
J2	• at [15] Illinois	26	0-6	0-1	0-0	0-4-4	3	4	3	0	2	0
J5	Nebraska	-- POSTPONED --										
J8	• at [23] Michigan State	30	1-7	1-6	4-4	2-4-6	2	4	2	0	1	7
J14	• at Indiana	32	3-5	3-4	2-2	0-2-2	1	4	1	0	0	11
J17	• Penn State	30	4-8	0-3	6-6	3-1-4	2	5	3	0	0	14
J19	at Ohio State											
J22	Michigan											
J30	Minnesota											
F2	at Maryland											
F6	Northwestern											
F11	at Minnesota											
F16	Michigan State											
F20	at Nebraska											
F26	at Penn State											
M2	Wisconsin											
M6	Indiana											

## #4 | Emmanuel Dowuona

Date	Opponent	Min.	FG	3FG	FT	O-D-T	PF	A	TO	B	S	Pts.
N25	vs. Liberty					-- DID NOT PLAY --						
N26	vs. Clemson					-- DID NOT PLAY --						
D1	Oakland					-- DID NOT PLAY --						
D4	Valparaiso					-- DID NOT PLAY --						
D8	at Miami					-- DID NOT PLAY --						
D12	Indiana State					-- DID NOT PLAY --						
D16	[20] Ohio State					-- DID NOT PLAY --						
D19	vs. Notre Dame					-- DID NOT PLAY --						
D22	at [4] Iowa					-- DID NOT PLAY --						
D25	Maryland					-- DID NOT PLAY --						
D29	at [14] Rutgers					-- DID NOT PLAY --						
J2	at [15] Illinois					-- DID NOT PLAY --						
J5	Nebraska					-- POSTPONED --						
J8	at [23] Michigan State					-- DID NOT PLAY --						
J14	at Indiana					-- DID NOT PLAY --						
J17	Penn State					-- DID NOT PLAY --						
J19	at Ohio State											
J22	Michigan											
J30	Minnesota											
F2	at Maryland											
F6	Northwestern											
F11	at Minnesota											
F16	Michigan State											
F20	at Nebraska											
F26	at Penn State											
M2	Wisconsin											
M6	Indiana											

GAME 16 // PURDUE AT OHIO STATE // JANUARY 19, 2021

INDIVIDUAL GAME-BY-GAME STATISTICS													
#5   Brandon Newman													
Date	Opponent	Min.	FG	3FG	FT	O-D-T	PF	A	TO	B	S	Pts.	
N25	• vs. Liberty	32	4-9	1-3	1-1	0-1-1	0	2	0	1	1	10	
N26	• vs. Clemson	37	6-14	3-7	0-0	2-3-5	2	1	3	0	2	15	
D1	• Oakland	26	7-11	4-7	3-3	1-3-4	2	3	1	0	0	21	
D4	• Valparaiso	24	0-5	0-2	2-2	0-3-3	4	2	0	0	1	2	
D8	• at Miami	25	3-7	1-3	0-0	1-4-5	5	2	1	0	2	7	
D12	• Indiana State	15	0-0	0-0	0-0	1-0-1	0	4	3	0	1	0	
D16	• [20] Ohio State	26	4-6	2-3	0-1	0-7-7	3	0	1	0	1	10	
D19	• vs. Notre Dame	24	3-9	2-5	0-0	0-1-1	2	4	0	1	0	8	
D22	• at [4] Iowa	25	4-11	3-7	0-0	0-8-8	3	2	1	0	1	11	
D25	• Maryland	29	7-11	3-6	0-0	0-2-2	2	1	0	0	1	17	
D29	• at [14] Rutgers	20	2-7	0-3	0-0	1-1-2	0	3	2	0	0	4	
J2	• at [15] Illinois	29	5-11	1-2	3-3	1-4-5	2	0	5	0	0	14	
J5	Nebraska		-- POSTPONED --										
J8	• at [23] Michigan State	33	1-3	0-2	0-0	0-1-1	3	1	2	2	0	2	
J14	• at Indiana	27	2-6	2-3	6-6	0-6-6	3	1	3	1	2	12	
J17	• Penn State	30	4-10	1-5	4-4	0-5-5	3	1	2	3	0	13	
J19	at Ohio State												
J22	Michigan												
J30	Minnesota												
F2	at Maryland												
F6	Northwestern												
F11	at Minnesota												
F16	Michigan State												
F20	at Nebraska												
F26	at Penn State												
M2	Wisconsin												
M6	Indiana												
#11   Isaiah Thompson													
Date	Opponent	Min.	FG	3FG	FT	O-D-T	PF	A	TO	B	S	Pts.	
N25	• vs. Liberty	26	2-4	1-3	2-2	0-0-0	0	2	0	0	0	7	
N26	• vs. Clemson	30	6-10	3-5	0-0	1-1-2	3	1	5	0	1	15	
D1	• Oakland	30	2-5	2-4	0-0	0-2-2	3	6	0	0	1	6	
D4	• Valparaiso	36	2-6	1-3	9-12	1-2-3	1	2	0	0	0	14	
D8	• at Miami	25	0-3	0-3	0-0	0-2-2	1	2	2	0	1	0	
D12	Indiana State	27	0-4	0-2	0-0	1-0-1	1	1	1	0	0	0	
D16	[20] Ohio State	13	0-0	0-0	0-0	2-0-2	0	1	1	0	0	0	
D19	vs. Notre Dame	9	1-2	1-2	0-0	0-0-0	0	0	0	0	0	3	
D22	at [4] Iowa	14	1-2	1-2	0-0	1-3-4	0	1	0	0	1	3	
D25	Maryland	10	1-2	1-2	0-0	0-1-1	1	2	0	0	0	3	
D29	at [14] Rutgers	27	7-8	3-4	0-0	0-1-1	3	0	1	0	0	17	
J2	at [15] Illinois	22	1-3	1-2	3-4	1-1-2	1	2	1	0	0	6	
J5	Nebraska		-- POSTPONED --										
J8	at [23] Michigan State	11	0-3	0-2	2-2	0-0-0	0	0	0	0	0	2	
J14	at Indiana	9	0-0	0-0	0-2	1-1-2	0	1	0	0	0	0	
J17	Penn State	10	0-1	0-1	0-0	0-1-1	0	1	0	0	0	0	
J19	at Ohio State												
J22	Michigan												
J30	Minnesota												
F2	at Maryland												
F6	Northwestern												
F11	at Minnesota												
F16	Michigan State												
F20	at Nebraska												
F26	at Penn State												
M2	Wisconsin												
M6	Indiana												
#14   Jared Wulbrun													
Date	Opponent	Min.	FG	3FG	FT	O-D-T	PF	A	TO	B	S	Pts.	
N25	vs. Liberty												-- DID NOT PLAY --
N26	vs. Clemson												-- DID NOT PLAY --
D1	Oakland	3	1-1	1-1	0-0	0-0-0	0	1	0	0	0	3	
D4	Valparaiso												-- DID NOT PLAY --
D8	at Miami												-- DID NOT PLAY --
D12	Indiana State												-- DID NOT PLAY --
D16	[20] Ohio State												-- DID NOT PLAY --
D19	vs. Notre Dame												-- DID NOT PLAY --
D22	at [4] Iowa												-- DID NOT PLAY --
D25	Maryland												-- DID NOT PLAY --
D29	at [14] Rutgers												-- DID NOT PLAY --
J2	at [15] Illinois												-- DID NOT PLAY --
J5	Nebraska												-- POSTPONED --
J8	at [23] Michigan State												-- DID NOT PLAY --
J14	at Indiana												-- DID NOT PLAY --
J17	Penn State												-- DID NOT PLAY --
J19	at Ohio State												
J22	Michigan												
J30	Minnesota												
F2	at Maryland												
F6	Northwestern												
F11	at Minnesota												
F16	Michigan State												
F20	at Nebraska												
F26	at Penn State												
M2	Wisconsin												
M6	Indiana												
#15   Zach Edey													
Date	Opponent	Min.	FG	3FG	FT	O-D-T	PF	A	TO	B	S	Pts.	
N25	vs. Liberty	15	9-10	0-0	1-1	2-3-5	3	0	2	0	0	19	
N26	vs. Clemson	21	6-8	0-0	5-7	5-3-8	3	0	4	2	0	17	
D1	Oakland	19	4-5	0-0	5-6	3-4-7	4	0	3	0	0	13	
D4	Valparaiso	11	2-6	0-0	2-3	0-1-1	4	0	2	1	0	6	
D8	at Miami	14	5-5	0-0	5-6	0-2-2	5	1	4	0	1	15	
D12	• Indiana State	11	4-6	0-0	2-4	1-2-3	2	0	2	2	0	10	
D16	• [20] Ohio State	12	0-3	0-0	1-1	2-3-5	2	0	3	2	0	1	
D19	vs. Notre Dame	15	3-6	0-0	3-4	1-2-3	3	0	1	0	0	9	
D22	at [4] Iowa	11	1-2	0-0	1-2	0-1-1	3	1	1	0	1	3	
D25	Maryland	18	2-6	0-0	2-3	3-4-7	1	0	1	2	0	6	
D29	at [14] Rutgers	10	1-1	0-0	1-2	0-3-3	0	1	0	0	0	3	
J2	at [15] Illinois	13	3-6	0-0	1-2	0-4-4	1	0	1	3	0	7	
J5	Nebraska		-- POSTPONED --										
J8	at [23] Michigan State	14	3-5	0-0	0-0	2-1-3	2	0	0	0	0	6	
J14	at Indiana	8	0-4	0-0	0-1	0-0-0	2	0	1	0	0	0	
J17	Penn State	21	2-5	0-0	3-4	2-4-6	3	0	1	2	0	7	
J19	at Ohio State												
J22	Michigan												
J30	Minnesota												
F2	at Maryland												
F6	Northwestern												
F11	at Minnesota												
F16	Michigan State												
F20	at Nebraska												
F26	at Penn State												
M2	Wisconsin												
M6	Indiana												

## INDIVIDUAL GAME-BY-GAME STATISTICS

## #21 | Matt Frost

Date	Opponent	Min.	FG	3FG	FT	O-D-T	PF	A	TO	B	S	Pts.
N25	vs. Liberty				-- DID NOT PLAY --							
N26	vs. Clemson				-- DID NOT PLAY --							
D1	Oakland	3	1-1	1-1	0-0	0-0-0	0	1	0	0	0	3
D4	Valparaiso				-- DID NOT PLAY --							
D8	at Miami				-- DID NOT PLAY --							
D12	Indiana State				-- DID NOT PLAY --							
D16	[20] Ohio State				-- DID NOT PLAY --							
D19	vs. Notre Dame				-- DID NOT PLAY --							
D22	at [4] Iowa				-- DID NOT PLAY --							
D25	Maryland				-- DID NOT PLAY --							
D29	at [14] Rutgers				-- DID NOT PLAY --							
J2	at [15] Illinois				-- DID NOT PLAY --							
J5	Nebraska				-- POSTPONED --							
J8	at [23] Michigan State				-- DID NOT PLAY --							
J14	at Indiana				-- DID NOT PLAY --							
J17	Penn State				-- DID NOT PLAY --							
J19	at Ohio State											
J22	Michigan											
J30	Minnesota											
F2	at Maryland											
F6	Northwestern											
F11	at Minnesota											
F16	Michigan State											
F20	at Nebraska											
F26	at Penn State											
M2	Wisconsin											
M6	Indiana											

## #22 | Chase Martin

Date	Opponent	Min.	FG	3FG	FT	O-D-T	PF	A	TO	B	S	Pts.
N25	vs. Liberty				-- DID NOT PLAY --							
N26	vs. Clemson				-- DID NOT PLAY --							
D1	Oakland	3	0-1	0-1	0-0	0-0-0	0	0	0	0	0	0
D4	Valparaiso				-- DID NOT PLAY --							
D8	at Miami				-- DID NOT PLAY --							
D12	Indiana State				-- DID NOT PLAY --							
D16	[20] Ohio State				-- DID NOT PLAY --							
D19	vs. Notre Dame				-- DID NOT PLAY --							
D22	at [4] Iowa				-- DID NOT PLAY --							
D25	Maryland				-- DID NOT PLAY --							
D29	at [14] Rutgers				-- DID NOT PLAY --							
J2	at [15] Illinois				-- DID NOT PLAY --							
J5	Nebraska				-- POSTPONED --							
J8	at [23] Michigan State				-- DID NOT PLAY --							
J14	at Indiana				-- DID NOT PLAY --							
J17	Penn State				-- DID NOT PLAY --							
J19	at Ohio State											
J22	Michigan											
J30	Minnesota											
F2	at Maryland											
F6	Northwestern											
F11	at Minnesota											
F16	Michigan State											
F20	at Nebraska											
F26	at Penn State											
M2	Wisconsin											
M6	Indiana											

## #23 | Jaden Ivey

Date	Opponent	Min.	FG	3FG	FT	O-D-T	PF	A	TO	B	S	Pts.
N25	vs. Liberty	17	5-7	1-2	1-3	0-1-1	2	0	2	0	0	12
N26	vs. Clemson				-- DID NOT PLAY --							
D1	Oakland				-- DID NOT PLAY --							
D4	Valparaiso				-- DID NOT PLAY --							
D8	at Miami				-- DID NOT PLAY --							
D12	Indiana State				-- DID NOT PLAY --							
D16	[20] Ohio State	8	2-7	0-4	0-0	0-1-1	0	0	0	0	1	4
D19	vs. Notre Dame	13	2-5	0-1	0-0	0-3-3	2	1	0	0	1	4
D22	at [4] Iowa	12	0-4	0-2	0-0	0-0-0	1	1	0	0	0	0
D25	Maryland	19	4-8	2-3	1-3	1-4-5	1	4	0	0	1	11
D29	at [14] Rutgers	20	3-9	0-4	2-2	1-1-2	3	2	0	1	0	8
J2	at [15] Illinois	15	0-4	0-1	0-0	0-2-2	0	0	0	0	0	0
J5	Nebraska				-- POSTPONED --							
J8	at [23] Michigan State	16	3-9	0-3	0-1	2-4-6	2	1	0	0	0	6
J14	at Indiana	21	3-4	2-2	5-7	0-2-2	3	2	3	0	1	13
J17	Penn State	13	2-7	0-5	2-4	1-2-3	1	1	0	0	0	6
J19	at Ohio State											
J22	Michigan											
J30	Minnesota											
F2	at Maryland											
F6	Northwestern											
F11	at Minnesota											
F16	Michigan State											
F20	at Nebraska											
F26	at Penn State											
M2	Wisconsin											
M6	Indiana											

## #25 | Ethan Morton

Date	Opponent	Min.	FG	3FG	FT	O-D-T	PF	A	TO	B	S	Pts.
N25	vs. Liberty	11	0-0	0-0	0-0	0-0-0	1	2	2	0	0	0
N26	vs. Clemson	25	0-2	0-0	0-0	0-1-1	0	5	3	0	0	0
D1	Oakland	22	1-3	1-3	0-0	0-2-2	0	6	2	0	1	3
D4	Valparaiso	23	2-5	1-4	0-0	1-1-2	4	0	1	0	0	5
D8	at Miami	11	0-4	0-2	0-0	1-2-3	0	0	0	0	0	0
D12	Indiana State	11	0-0	0-0	0-0	0-0-0	0	3	3	1	0	0
D16	[20] Ohio State	4	0-1	0-1	0-0	0-0-0	0	0	0	0	0	0
D19	vs. Notre Dame	6	0-1	0-1	0-0	0-0-0	0	0	0	0	0	0
D22	at [4] Iowa	8	0-0	0-0	0-0	0-0-0	0	0	0	0	0	0
D25	Maryland	4	0-0	0-0	0-0	0-0-0	0	0	0	0	0	0
D29	at [14] Rutgers	3	0-1	0-1	0-0	0-0-0	0	0	0	0	0	0
J2	at [15] Illinois	8	0-0	0-0	0-0	0-0-0	2	1	0	0	0	0
J5	Nebraska				-- POSTPONED --							
J8	at [23] Michigan State	8	0-0	0-0	0-0	0-0-0	0	0	0	0	0	0
J14	at Indiana	7	1-1	1-1	0-0	0-2-2	0	0	0	0	0	3
J17	Penn State	4	0-0	0-0	0-0	0-0-0	0	0	0	0	0	0
J19	at Ohio State											
J22	Michigan											
J30	Minnesota											
F2	at Maryland											
F6	Northwestern											
F11	at Minnesota											
F16	Michigan State											
F20	at Nebraska											
F26	at Penn State											
M2	Wisconsin											
M6	Indiana											

GAME 16 // PURDUE AT OHIO STATE // JANUARY 19, 2021

INDIVIDUAL GAME-BY-GAME STATISTICS													
#34   Carson Barrett													
Date	Opponent	Min.	FG	3FG	FT	O-D-T	PF	A	TO	B	S	Pts.	
N25	vs. Liberty				-- DID NOT PLAY --								
N26	vs. Clemson				-- DID NOT PLAY --								
D1	Oakland				-- DID NOT PLAY --								
D4	Valparaiso				-- DID NOT PLAY --								
D8	at Miami				-- DID NOT PLAY --								
D12	Indiana State				-- DID NOT PLAY --								
D16	[20] Ohio State				-- DID NOT PLAY --								
D19	vs. Notre Dame				-- DID NOT PLAY --								
D22	at [4] Iowa				-- DID NOT PLAY --								
D25	Maryland				-- DID NOT PLAY --								
D29	at [14] Rutgers				-- DID NOT PLAY --								
J2	at [15] Illinois				-- DID NOT PLAY --								
J5	Nebraska				-- POSTPONED --								
J8	at [23] Michigan State				-- DID NOT PLAY --								
J14	at Indiana				-- DID NOT PLAY --								
J17	Penn State				-- DID NOT PLAY --								
J19	at Ohio State												
J22	Michigan												
J30	Minnesota												
F2	at Maryland												
F6	Northwestern												
F11	at Minnesota												
F16	Michigan State												
F20	at Nebraska												
F26	at Penn State												
M2	Wisconsin												
M6	Indiana												
#50   Trevion Williams													
Date	Opponent	Min.	FG	3FG	FT	O-D-T	PF	A	TO	B	S	Pts.	
N25	• vs. Liberty	25	3-7	0-0	1-3	1-10-11	4	5	3	1	1	7	
N26	• vs. Clemson	18	4-11	0-0	2-2	3-5-8	5	2	2	0	1	10	
D1	• Oakland	21	4-12	0-0	0-0	5-9-14	2	2	4	1	0	8	
D4	• Valparaiso	29	7-15	0-1	3-9	4-7-11	4	2	3	0	0	17	
D8	• at Miami	23	4-10	0-0	0-0	3-4-7	5	0	2	0	2	8	
D12	Indiana State	29	13-18	0-0	4-7	6-5-11	1	2	2	1	1	30	
D16	[20] Ohio State	27	6-12	0-0	4-4	2-7-9	3	8	4	0	0	16	
D19	• vs. Notre Dame	23	7-12	0-0	0-3	4-3-7	2	2	2	0	1	14	
D22	• at [4] Iowa	29	7-14	0-1	0-1	5-4-9	3	1	2	3	0	14	
D25	• Maryland	16	4-9	0-0	2-3	3-5-8	3	2	2	0	0	10	
D29	• at [14] Rutgers	29	10-12	0-0	1-1	4-8-12	1	1	2	1	0	21	
J2	• at [15] Illinois	26	7-14	0-0	0-3	2-6-8	3	2	2	1	1	14	
J5	Nebraska				-- POSTPONED --								
J8	• at [23] Michigan State	26	9-14	0-0	8-12	3-6-9	2	2	3	1	0	26	
J14	• at Indiana	32	9-15	0-0	4-9	3-7-10	4	2	2	0	0	22	
J17	• Penn State	19	6-10	0-0	1-6	6-5-11	3	1	1	0	1	13	
J19	at Ohio State												
J22	Michigan												
J30	Minnesota												
F2	at Maryland												
F6	Northwestern												
F11	at Minnesota												
F16	Michigan State												
F20	at Nebraska												
F26	at Penn State												
M2	Wisconsin												
M6	Indiana												
#55   Sasha Stefanovic													
Date	Opponent	Min.	FG	3FG	FT	O-D-T	PF	A	TO	B	S	Pts.	
N25	• vs. Liberty	34	3-8	3-5	0-0	0-3-3	1	5	1	0	1	9	
N26	• vs. Clemson	28	2-5	2-4	2-2	0-2-2	1	0	2	0	0	8	
D1	• Oakland	29	6-9	6-9	2-2	0-1-1	1	7	0	0	0	20	
D4	• Valparaiso	34	4-9	4-9	7-9	1-2-3	2	3	2	0	0	19	
D8	• at Miami	32	1-5	1-4	1-2	0-5-5	3	1	1	0	0	4	
D12	• Indiana State	33	3-5	3-5	3-4	0-3-3	2	4	2	0	0	12	
D16	• [20] Ohio State	37	2-7	2-7	4-4	0-2-2	3	3	1	0	1	10	
D19	• vs. Notre Dame	33	6-8	5-7	1-2	0-2-2	2	2	0	1	1	18	
D22	• at [4] Iowa	30	3-7	2-6	0-0	0-4-4	1	3	3	0	1	8	
D25	• Maryland	30	1-1	1-1	2-2	0-5-5	2	3	1	0	1	3	
D29	• at [14] Rutgers	32	4-8	2-5	4-6	0-4-4	2	2	0	0	1	14	
J2	• at [15] Illinois	30	3-6	3-5	0-0	0-3-3	4	0	1	0	0	9	
J5	Nebraska				-- POSTPONED --								
J8	• at [23] Michigan State	32	1-8	1-4	0-0	0-3-3	2	0	1	0	0	3	
J14	• at Indiana	24	3-6	2-4	0-0	0-1-1	5	3	1	0	0	8	
J17	• Penn State	33	5-12	3-10	2-3	1-5-6	2	2	2	0	1	15	
J19	at Ohio State												
J22	Michigan												
J30	Minnesota												
F2	at Maryland												
F6	Northwestern												
F11	at Minnesota												
F16	Michigan State												
F20	at Nebraska												
F26	at Penn State												
M2	Wisconsin												
M6	Indiana												
Purdue Team Game-by-Game													
Date	Opponent	Min.	FG	3FG	FT	O-D-T	PF	A	TO	B	S	Pts.	
N25	vs. Liberty	200	31-53	9-18	6-11	5-25-30	18	20	16	2	5	77	
N26	vs. Clemson	200	26-58	9-21	9-11	13-24-37	16	11	22	3	4	70	
D1	Oakland	200	33-60	17-32	10-11	13-27-40	14	27	12	1	4	93	
D4	Valparaiso	200	19-54	6-23	24-37	11-23-34	21	13	9	1	4	68	
D8	at Miami	200	21-60	4-25	8-10	13-27-40	23	11	14	2	8	54	
D12	Indiana State	200	30-54	6-16	14-21	12-28-40	13	22	19	8	3	80	
D16	[20] Ohio State	200	25-53	6-20	11-13	9-27-36	19	16	16	3	9	67	
D19	vs. Notre Dame	200	32-65	14-28	10-15	12-28-40	18	20	6	2	6	88	
D22	at [4] Iowa	200	23-58	8-25	1-3	9-26-35	16	17	14	3	6	55	
D25	Maryland	200	26-57	10-22	11-17	10-31-41	18	16	10	3	3	73	
D29	at [14] Rutgers	200	29-59	7-26	11-14	9-24-33	15	14	8	2	2	76	
J2	at [15] Illinois	200	22-56	7-16	7-12	6-2-33	20	11	14	4	3	58	
J5	Nebraska				-- POSTPONED --								
J8	at [23] Michigan State	200	19-56	3-24	14-19	16-21-37	21	9	14	3	2	55	
J14	at Indiana	200	25-47	11-17	20-31	7-31-38	24	15	14	1	3	81	
J17	Penn State	200	25-62	6-32	24-33	14-33-47	16	12	12	7	5	80	
J19	at Ohio State												
J22	Michigan												
J30	Minnesota												
F2	at Maryland												
F6	Northwestern												
F11	at Minnesota												
F16	Michigan State												
F20	at Nebraska												
F26/27	at Penn State												
M2	Wisconsin												
M6	Indiana												



## INDIVIDUAL CAREER STATISTICS

## DOWUONA, Emmanuel

				Field Goals		3-Point		F-Throws		Rebounds									Scoring	
SEASON	TEAM	GP-GS	MIN/AVG	FG-FGA	FG%	3FG-FGA	3FG%	FT-FTA	FT%	OFF	DEF	TOT	AVG	PF-FO	AST	TO	BLK	STL	PTS	AVG
2019-20	Purdue	9-0	31/3.4	6-13	.462	0-0	.000	0-0	.000	3	5	8	0.9	10-0	1	2	3	2	12	1.3
TOTAL		9-0	31/3.4	6-13	.462	0-0	.000	0-0	.000	3	5	8	0.9	10-0	1	2	3	2	12	1.3

## EDEY, Zach

				Field Goals		3-Point		F-Throws		Rebounds									Scoring	
SEASON	TEAM	GP-GS	MIN/AVG	FG-FGA	FG%	3FG-FGA	3FG%	FT-FTA	FT%	OFF	DEF	TOT	AVG	PF-FO	AST	TO	BLK	STL	PTS	AVG
2020-21	Purdue	15-2	213/14.2	45-78	.577	0-0	.000	32-46	.696	21	37	58	3.9	38-1	3	26	14	2	122	8.1
TOTAL		15-2	213/14.2	45-78	.577	0-0	.000	32-46	.696	21	37	58	3.9	38-1	3	26	14	2	122	8.1

## FROST, Matt

				Field Goals		3-Point		F-Throws		Rebounds									Scoring	
SEASON	TEAM	GP-GS	MIN/AVG	FG-FGA	FG%	3FG-FGA	3FG%	FT-FTA	FT%	OFF	DEF	TOT	AVG	PF-FO	AST	TO	BLK	STL	PTS	AVG
2019-20	Purdue	9-0	17/1.9	1-2	.500	0-1	.000	0-0	.000	0	1	1	0.1	1-0	0	0	0	0	2	0.2
2020-21	Purdue	1-0	3/3.4	1-1	1.000	1-1	1.000	0-0	.000	0	0	0	0.0	0-0	1	0	0	0	3	3.0
TOTAL		10-0	21/2.1	2-3	.667	1-2	.500	0-0	.000	0	1	1	0.1	1-0	1	0	0	0	5	0.5

## GILLIS, Mason

				Field Goals		3-Point		F-Throws		Rebounds									Scoring	
SEASON	TEAM	GP-GS	MIN/AVG	FG-FGA	FG%	3FG-FGA	3FG%	FT-FTA	FT%	OFF	DEF	TOT	AVG	PF-FO	AST	TO	BLK	STL	PTS	AVG
2020-21	Purdue	15-10	312/20.8	28-60	.467	11-36	.306	14-16	.875	16	33	49	3.3	34-0	18	15	1	7	81	5.4
TOTAL		15-10	312/20.8	28-60	.467	11-36	.306	14-16	.875	16	33	49	3.3	34-0	18	15	1	7	81	5.4

## HUNTER JR., Eric

				Field Goals		3-Point		F-Throws		Rebounds									Scoring	
SEASON	TEAM	GP-GS	MIN/AVG	FG-FGA	FG%	3FG-FGA	3FG%	FT-FTA	FT%	OFF	DEF	TOT	AVG	PF-FO	AST	TO	BLK	STL	PTS	AVG
2018-19	Purdue	36-1	450/12.5	27-89	.303	10-46	.217	15-21	.714	16	34	50	1.4	37-0	39	21	3	13	79	2.2
2019-20	Purdue	31-30	974/31.4	117-282	.415	43-121	.355	51-67	.761	38	63	101	3.3	77-2	82	61	4	32	328	10.6
2020-21	Purdue	11-10	323/29.4	38-107	.355	15-48	.313	27-30	.900	8	21	29	2.6	22-0	40	25	0	11	118	10.7
TOTAL		78-41	1748/22.4	182-478	.381	68-215	.316	93-118	.788	62	118	180	2.3	136-2	161	107	7	56	525	6.7

## IVEY, Jaden

				Field Goals		3-Point		F-Throws		Rebounds									Scoring	
SEASON	TEAM	GP-GS	MIN/AVG	FG-FGA	FG%	3FG-FGA	3FG%	FT-FTA	FT%	OFF	DEF	TOT	AVG	PF-FO	AST	TO	BLK	STL	PTS	AVG
2020-21	Purdue	10-0	155/15.5	24-64	.375	5-27	.185	11-20	.550	5	20	25	2.5	15-0	12	5	1	4	64	6.4
TOTAL		10-0	155/15.5	24-64	.375	5-27	.185	11-20	.550	5	20	25	2.5	15-0	12	5	1	4	64	6.4

## MARTIN, Chase

				Field Goals		3-Point		F-Throws		Rebounds									Scoring	
SEASON	TEAM	GP-GS	MIN/AVG	FG-FGA	FG%	3FG-FGA	3FG%	FT-FTA	FT%	OFF	DEF	TOT	AVG	PF-FO	AST	TO	BLK	STL	PTS	AVG
2020-21	Purdue	1-0	3/3.4	0-1	.000	0-1	.000	0-0	.000	0	0	0	0.0	0-0	0	0	0	0	0	0.0
TOTAL		1-0	3/3.4	0-1	.000	0-1	.000	0-0	.000	0	0	0	0.0	0-0	0	0	0	0	0	0.0

## MORTON, Ethan

				Field Goals		3-Point		F-Throws		Rebounds									Scoring	
SEASON	TEAM	GP-GS	MIN/AVG	FG-FGA	FG%	3FG-FGA	3FG%	FT-FTA	FT%	OFF	DEF	TOT	AVG	PF-FO	AST	TO	BLK	STL	PTS	AVG
2020-21	Purdue	15-0	155/10.3	4-18	.222	3-13	.231	0-0	.000	2	8	10	0.7	7-0	17	11	1	1	11	0.7
TOTAL		15-0	155/10.3	4-18	.222	3-13	.231	0-0	.000	2	8	10	0.7	7-0	17	11	1	1	11	0.7

## INDIVIDUAL CAREER STATISTICS

## NEWMAN, Brandon

				Field Goals		3-Point		F-Throws		Rebounds									Scoring	
SEASON	TEAM	GP-GS	MIN/AVG	FG-FGA	FG%	3FG-FGA	3FG%	FT-FTA	FT%	OFF	DEF	TOT	AVG	PF-FO	AST	TO	BLK	STL	PTS	AVG
2020-21	Purdue	15-15	392/26.1	52-120	.433	23-58	.397	19-20	.950	7	49	56	3.7	34-1	27	24	8	12	146	9.7
TOTAL		15-15	392/26.1	52-120	.433	23-58	.397	19-20	.950	7	49	56	3.7	34-1	27	24	8	12	146	9.7

## STEFANOVIC, Sasha

				Field Goals		3-Point		F-Throws		Rebounds									Scoring	
SEASON	TEAM	GP-GS	MIN/AVG	FG-FGA	FG%	3FG-FGA	3FG%	FT-FTA	FT%	OFF	DEF	TOT	AVG	PF-FO	AST	TO	BLK	STL	PTS	AVG
2018-19	Purdue	36-0	419/11.6	30-77	.390	25-61	.410	5-14	.357	3	37	40	1.1	43-0	16	25	4	20	90	2.5
2019-20	Purdue	30-22	792/26.4	85-221	.385	64-167	.383	40-49	.816	5	68	73	2.4	62-2	51	41	9	30	274	9.1
2020-21	Purdue	15-15	470/31.4	47-104	.452	40-85	.471	28-36	.778	2	45	47	3.1	33-1	38	18	1	7	162	10.8
TOTAL		81-37	1682/20.8	162-402	.403	129-313	.412	73-99	.737	10	150	160	2.0	138-3	105	84	14	57	526	6.5

## THOMPSON, Isaiah

				Field Goals		3-Point		F-Throws		Rebounds									Scoring	
SEASON	TEAM	GP-GS	MIN/AVG	FG-FGA	FG%	3FG-FGA	3FG%	FT-FTA	FT%	OFF	DEF	TOT	AVG	PF-FO	AST	TO	BLK	STL	PTS	AVG
2019-20	Purdue	31-0	581/18.7	58-164	.354	36-100	.360	21-31	.677	5	28	33	1.1	43-0	21	24	1	13	173	5.6
2020-21	Purdue	15-5	301/20.1	23-53	.434	14-35	.400	16-22	.727	8	15	23	1.5	15-0	22	11	0	4	76	5.1
TOTAL		46-5	882/19.2	81-217	.373	50-135	.370	37-53	.698	13	43	56	1.2	58-0	43	35	1	17	249	5.4

## WHEELER, Aaron

				Field Goals		3-Point		F-Throws		Rebounds									Scoring	
SEASON	TEAM	GP-GS	MIN/AVG	FG-FGA	FG%	3FG-FGA	3FG%	FT-FTA	FT%	OFF	DEF	TOT	AVG	PF-FO	AST	TO	BLK	STL	PTS	AVG
2018-19	Purdue	36-0	494/13.7	60-135	.444	31-85	.365	19-31	.613	34	75	109	3.0	65-1	15	24	17	21	170	4.7
2019-20	Purdue	31-9	548/17.7	37-144	.257	21-97	.216	17-20	.850	30	99	129	4.2	59-3	29	30	11	20	112	3.6
2020-21	Purdue	15-5	295/19.7	23-60	.383	10-38	.263	3-5	.600	14	58	72	4.8	29-1	21	18	10	11	59	3.9
TOTAL		82-14	1337/16.3	120-339	.354	62-220	.282	39-56	.696	78	232	310	3.8	153-5	65	72	38	52	341	4.2

## WILLIAMS, Trevion

				Field Goals		3-Point		F-Throws		Rebounds									Scoring	
SEASON	TEAM	GP-GS	MIN/AVG	FG-FGA	FG%	3FG-FGA	3FG%	FT-FTA	FT%	OFF	DEF	TOT	AVG	PF-FO	AST	TO	BLK	STL	PTS	AVG
2018-19	Purdue	34-8	350/10.3	78-144	.542	1-3	.333	19-37	.514	61	76	137	4.0	65-1	18	19	15	12	176	5.2
2019-20	Purdue	31-22	665/21.4	154-299	.515	3-9	.333	45-94	.479	104	133	237	7.6	72-2	45	51	13	20	356	11.5
2020-21	Purdue	15-13	373/24.8	100-185	.541	0-2	.000	30-63	.476	54	91	145	9.7	45-2	34	36	9	8	230	15.3
TOTAL		80-43	1387/17.3	332-628	.529	4-14	.286	94-194	.485	219	300	519	6.5	182-5	97	106	37	40	762	9.5

## WULBRUN, Jared

				Field Goals		3-Point		F-Throws		Rebounds									Scoring	
SEASON	TEAM	GP-GS	MIN/AVG	FG-FGA	FG%	3FG-FGA	3FG%	FT-FTA	FT%	OFF	DEF	TOT	AVG	PF-FO	AST	TO	BLK	STL	PTS	AVG
2018-19	CLU	25-23	682/27.3	50-132	.379	43-120	.358	21-26	.808	1	38	39	1.6	39-0	40	33	0	10	164	6.6
2019-20	Purdue	9-0	17/1.9	1-2	.500	1-2	.500	0-0	.000	0	0	0	0.0	0-0	2	2	0	0	3	0.3
2020-21	Purdue	1-0	3/3.4	1-1	1.000	1-1	1.000	0-0	.000	0	0	0	0.0	0-0	1	0	0	0	3	3.0
TOTAL FOR Purdue		10-0	21/2.1	2-3	.667	2-3	.667	0-0	.000	0	0	0	0.0	0-0	3	2	0	0	6	0.6
TOTAL		35-23	702/20.1	52-135	.385	45-123	.366	21-26	.808	1	38	39	1.1	39-0	43	35	0	10	170	4.9



## SEASON / CAREER HIGHS

## #0 | MASON GILLIS

Points	
S:	12, Two Times
C:	12, Two Times
Rebounds	
S:	9 vs. Notre Dame (12-19-20)
C:	9 vs. Notre Dame (12-19-20)
Assists	
S:	3, Two Times
C:	3, Two Times
Steals	
S:	2, Two Times
C:	2, Two Times
Blocked Shots	
S:	1 vs. [20] Ohio State (12-16-20)
C:	1 vs. [20] Ohio State (12-16-20)
Field Goals Made	
S:	4, Two Times
C:	4, Two Times
Field Goal Attempts	
S:	10 vs. Miami (12-8-20)
C:	10 vs. Miami (12-8-20)
Three-Pointers Made	
S:	2, Two Times
C:	2, Two Times
Three-Point Attempts	
S:	6 vs. Penn State (1-17-21)
C:	6 vs. Penn State (1-17-21)
Free Throws Made	
S:	6 vs. Penn State (1-17-21)
C:	6 vs. Penn State (1-17-21)
Free Throw Attempts	
S:	6 vs. Penn State (1-17-21)
C:	6 vs. Penn State (1-17-21)
Minutes	
S:	31 vs. [14] Rutgers (12-29-20)
C:	31 vs. [14] Rutgers (12-29-20)

## #5 | BRANDON NEWMAN

Points	
S:	21 vs. Oakland (12-1-20)
C:	21 vs. Oakland (12-1-20)
Rebounds	
S:	8 vs. [4] Iowa (12-22-20)
C:	8 vs. [4] Iowa (12-22-20)
Assists	
S:	4, Two Times
C:	4, Two Times
Steals	
S:	2, Three Times
C:	2, Three Times
Blocked Shots	
S:	3 vs. Penn State (1-17-21)
C:	3 vs. Penn State (1-17-21)
Field Goals Made	
S:	7, Two Times
C:	7, Two Times
Field Goal Attempts	
S:	14 vs. Clemson (11-26-20)
C:	14 vs. Clemson (11-26-20)
Three-Pointers Made	
S:	4 vs. Oakland (12-1-20)
C:	4 vs. Oakland (12-1-20)
Three-Point Attempts	
S:	7, Three Times
C:	7, Three Times
Free Throws Made	
S:	6 vs. Indiana (1-14-21)
C:	6 vs. Indiana (1-14-21)
Free Throw Attempts	
S:	6 vs. Indiana (1-14-21)
C:	6 vs. Indiana (1-14-21)
Minutes	
S:	37 vs. Clemson (11-26-20)
C:	37 vs. Clemson (11-26-20)

## #1 | AARON WHEELER

Points	
S:	10, Two Times
C:	15 vs. [23] Maryland (12-6-18)
Rebounds	
S:	13 vs. Indiana State (12-12-20)
C:	13 vs. Indiana State (12-12-20)
Assists	
S:	4 vs. Liberty (11-25-20)
C:	5, Two Times
Steals	
S:	3 vs. [20] Ohio State (12-16-20)
C:	4 vs. Texas (11-9-19)
Blocked Shots	
S:	4 vs. Indiana State (12-12-20)
C:	4 vs. Indiana State (12-12-20)
Field Goals Made	
S:	4, Three Times
C:	6 vs. [23] Maryland (12-6-18)
Field Goal Attempts	
S:	8 vs. Oakland (12-1-20)
C:	12, Two Times
Three-Pointers Made	
S:	2, Two Times
C:	3, Four Times
Three-Point Attempts	
S:	5 vs. [23] Michigan State (1-8-21)
C:	7, Three Times
Free Throws Made	
S:	2 vs. Notre Dame (12-19-20)
C:	5 vs. Rutgers (1-15-19)
Free Throw Attempts	
S:	2, Two Times
C:	8 vs. Rutgers (1-15-19)
Minutes	
S:	29, Two Times
C:	34 vs. Texas (11-9-19)

## #11 | ISAIAH THOMPSON

Points	
S:	17 vs. [14] Rutgers (12-29-20)
C:	17, Two Times
Rebounds	
S:	4 vs. [4] Iowa (12-22-20)
C:	4, Two Times
Assists	
S:	6 vs. Oakland (12-1-20)
C:	6 vs. Oakland (12-1-20)
Steals	
S:	1, Four Times
C:	3 vs. Central Michigan (12-28-19)
Blocked Shots	
S:	0
C:	1 vs. Central Michigan (12-28-19)
Field Goals Made	
S:	7 vs. [14] Rutgers (12-29-20)
C:	7 vs. [14] Rutgers (12-29-20)
Field Goal Attempts	
S:	10 vs. Clemson (11-26-20)
C:	11, Two Times
Three-Pointers Made	
S:	3, Two Times
C:	5 vs. Chicago State (11-16-19)
Three-Point Attempts	
S:	5 vs. Clemson (11-26-20)
C:	10 vs. Chicago State (11-16-19)
Free Throws Made	
S:	9 vs. Valparaiso (12-4-20)
C:	9 vs. Valparaiso (12-4-20)
Free Throw Attempts	
S:	12 vs. Valparaiso (12-4-20)
C:	12, Two Times
Minutes	
S:	36 vs. Valparaiso (12-4-20)
C:	40 vs. [19] Michigan (1-9-20)

## #2 | ERIC HUNTER JR.

Points	
S:	18 vs. Notre Dame (12-19-20)
C:	19 vs. [18] Iowa (3-3-20)
Rebounds	
S:	6 vs. [23] Michigan State (1-8-21)
C:	7, Four Times
Assists	
S:	8 vs. Notre Dame (12-19-20)
C:	8 vs. Notre Dame (12-19-20)
Steals	
S:	3 vs. Notre Dame (12-19-20)
C:	3, Four Times
Blocked Shots	
S:	0
C:	1, Six Times
Field Goals Made	
S:	6, Three Times
C:	7 vs. Green Bay (11-6-19)
Field Goal Attempts	
S:	15, Two Times
C:	15, Two Times
Three-Pointers Made	
S:	4 vs. Notre Dame (12-19-20)
C:	4, Two Times
Three-Point Attempts	
S:	7 vs. Notre Dame (12-19-20)
C:	8, Two Times
Free Throws Made	
S:	6 vs. Penn State (1-17-21)
C:	7 vs. [18] Iowa (3-3-20)
Free Throw Attempts	
S:	6 vs. Penn State (1-17-21)
C:	8, Two Times
Minutes	
S:	34, Two Times
C:	47 vs. [19] Michigan (1-9-20)

## #14 | JARED WULBRUN

Points	
S:	3 vs. Oakland (12-1-20)
C:	19 vs. Redlands (2-13-19)
Rebounds	
S:	0
C:	4, Two Times
Assists	
S:	1 vs. Oakland (12-1-20)
C:	5 vs. UC Santa Cruz (1-26-19)
Steals	
S:	0
C:	2 vs. Pacific, Ore. (11-21-19)
Blocked Shots	
S:	0
C:	0
Field Goals Made	
S:	1 vs. Oakland (12-1-20)
C:	6 vs. Redlands (2-13-19)
Field Goal Attempts	
S:	1 vs. Oakland (12-1-20)
C:	12 vs. Pomona-Pitzer (2-9-19)
Three-Pointers Made	
S:	1 vs. Oakland (12-1-20)
C:	5, Two Times
Three-Point Attempts	
S:	1 vs. Oakland (12-1-20)
C:	9, Four Times
Free Throws Made	
S:	0
C:	5, Three Times
Free Throw Attempts	
S:	0
C:	6, Two Times
Minutes	
S:	3 vs. Oakland (12-1-20)
C:	36 vs. Redlands (1-9-19)

## #4 | EMMANUEL DOWUONA


Points	
S:	0
C:	4 vs. Chicago State (11-16-19)
Rebounds	
S:	0
C:	3 vs. Central Michigan (12-28-19)
Assists	
S:	0
C:	1 vs. Central Michigan (12-28-19)
Steals	
S:	0
C:	1 vs. Chicago State (11-16-19)
Blocked Shots	
S:	0
C:	2 vs. Chicago State (11-16-19)
Field Goals Made	
S:	0
C:	2 vs. Chicago State (11-16-19)
Field Goal Attempts	
S:	0
C:	4 vs. Jacksonville State (11-23-19)
Three-Pointers Made	
S:	0
C:	0
Three-Point Attempts	
S:	0
C:	0
Free Throws Made	
S:	0
C:	0
Free Throw Attempts	
S:	0
C:	0
Minutes	
S:	0
C:	9 vs. Chicago State (11-16-19)

## #15 | ZACH EDEY

Points	
S:	19 vs. Liberty (11-25-20)
C:	19 vs. Liberty (11-25-20)
Rebounds	
S:	8 vs. Clemson (11-26-20)
C:	8 vs. Clemson (11-26-20)
Assists	
S:	1, Three Times
C:	1, Three Times
Steals	
S:	1, Two Times
C:	1, Two Times
Blocked Shots	
S:	3 vs. [15] Illinois (1-2-21)
C:	3 vs. [15] Illinois (1-2-21)
Field Goals Made	
S:	9 vs. Liberty (11-25-20)
C:	9 vs. Liberty (11-25-20)
Field Goal Attempts	
S:	10 vs. Liberty (11-25-20)
C:	10 vs. Liberty (11-25-20)
Three-Pointers Made	
S:	0
C:	0
Three-Point Attempts	
S:	0
C:	0
Free Throws Made	
S:	5, Three Times
C:	5, Three Times
Free Throw Attempts	
S:	7 vs. Clemson (11-26-20)
C:	7 vs. Clemson (11-26-20)
Minutes	
S:	21, Two Times
C:	21, Two Times

GAME 16 // PURDUE AT OHIO STATE // JANUARY 19, 2021

SEASON / CAREER HIGHS			
#21   MATT FROST			
Points			
S:	3 vs. Oakland (12-1-20)		
C:	3 vs. Oakland (12-1-20)		
Rebounds			
S:	0		
C:	1 vs. [8] Michigan State (1-12-20)		
Assists			
S:	1 vs. Oakland (12-1-20)		
C:	1 vs. Oakland (12-1-20)		
Steals			
S:	0		
C:	0		
Blocked Shots			
S:	0		
C:	0		
Field Goals Made			
S:	1 vs. Oakland (12-1-20)		
C:	1, Two Times		
Field Goal Attempts			
S:	1 vs. Oakland (12-1-20)		
C:	2 vs. Central Michigan (12-28-19)		
Three-Pointers Made			
S:	1 vs. Oakland (12-1-20)		
C:	1 vs. Oakland (12-1-20)		
Three-Point Attempts			
S:	1 vs. Oakland (12-1-20)		
C:	1, Two Times		
Free Throws Made			
S:	0		
C:	0		
Free Throw Attempts			
S:	0		
C:	0		
Minutes			
S:	3 vs. Oakland (12-1-20)		
C:	4 vs. Central Michigan (12-28-19)		
#34   CARSON BARRETT			
Points			
S:	0		
C:	0		
Rebounds			
S:	0		
C:	0		
Assists			
S:	0		
C:	0		
Steals			
S:	0		
C:	0		
Blocked Shots			
S:	0		
C:	0		
Field Goals Made			
S:	0		
C:	0		
Field Goal Attempts			
S:	0		
C:	0		
Three-Pointers Made			
S:	0		
C:	0		
Three-Point Attempts			
S:	0		
C:	0		
Free Throws Made			
S:	0		
C:	0		
Free Throw Attempts			
S:	0		
C:	0		
Minutes			
S:	0		
C:	0		
#22   CHASE MARTIN			
Points			
S:	0		
C:	0		
Rebounds			
S:	0		
C:	0		
Assists			
S:	0		
C:	0		
Steals			
S:	0		
C:	0		
Blocked Shots			
S:	0		
C:	0		
Field Goals Made			
S:	0		
C:	0		
Field Goal Attempts			
S:	0		
C:	0		
Three-Pointers Made			
S:	0		
C:	0		
Three-Point Attempts			
S:	1 vs. Oakland (12-1-20)		
C:	1 vs. Oakland (12-1-20)		
Free Throws Made			
S:	0		
C:	0		
Free Throw Attempts			
S:	0		
C:	0		
Minutes			
S:	3 vs. Oakland (12-1-20)		
C:	3 vs. Oakland (12-1-20)		
#23   JADEN IVEY			
Points			
S:	13 vs. Indiana (1-14-21)		
C:	13 vs. Indiana (1-14-21)		
Rebounds			
S:	6 vs. [23] Michigan State (1-8-21)		
C:	6 vs. [23] Michigan State (1-8-21)		
Assists			
S:	4 vs. Maryland (12-25-20)		
C:	4 vs. Maryland (12-25-20)		
Steals			
S:	1, Four Times		
C:	1, Four Times		
Blocked Shots			
S:	1 vs. [14] Rutgers (12-29-20)		
C:	1 vs. [14] Rutgers (12-29-20)		
Field Goals Made			
S:	5 vs. Liberty (11-25-20)		
C:	5 vs. Liberty (11-25-20)		
Field Goal Attempts			
S:	9, Two Times		
C:	9, Two Times		
Three-Pointers Made			
S:	2, Two Times		
C:	2, Two Times		
Three-Point Attempts			
S:	5 vs. Penn State (1-17-21)		
C:	5 vs. Penn State (1-17-21)		
Free Throws Made			
S:	5 vs. Indiana (1-14-21)		
C:	5 vs. Indiana (1-14-21)		
Free Throw Attempts			
S:	7 vs. Indiana (1-14-21)		
C:	7 vs. Indiana (1-14-21)		
Minutes			
S:	21 vs. Indiana (1-14-21)		
C:	21 vs. Indiana (1-14-21)		
#25   ETHAN MORTON			
Points			
S:	5 vs. Valparaiso (12-4-20)		
C:	5 vs. Valparaiso (12-4-20)		
Rebounds			
S:	2, Three Times		
C:	2, Three Times		
Assists			
S:	6 vs. Oakland (12-1-20)		
C:	6 vs. Oakland (12-1-20)		
Steals			
S:	1 vs. Oakland (12-1-20)		
C:	1 vs. Oakland (12-1-20)		
Blocked Shots			
S:	0		
C:	0		
Field Goals Made			
S:	2 vs. Valparaiso (12-4-20)		
C:	2 vs. Valparaiso (12-4-20)		
Field Goal Attempts			
S:	5 vs. Valparaiso (12-4-20)		
C:	5 vs. Valparaiso (12-4-20)		
Three-Pointers Made			
S:	1, Three Times		
C:	1, Three Times		
Three-Point Attempts			
S:	4 vs. Valparaiso (12-4-20)		
C:	4 vs. Valparaiso (12-4-20)		
Free Throws Made			
S:	0		
C:	0		
Free Throw Attempts			
S:	0		
C:	0		
Minutes			
S:	25 vs. Clemson (11-26-20)		
C:	25 vs. Clemson (11-26-20)		
#50   TREVION WILLIAMS			
Points			
S:	30 vs. Indiana State (12-12-20)		
C:	36 vs. [19] Michigan (1-9-20)		
Rebounds			
S:	14 vs. Oakland (12-1-20)		
C:	20 vs. [19] Michigan (1-9-20)		
Assists			
S:	8 vs. [20] Ohio State (12-16-20)		
C:	8 vs. [20] Ohio State (12-16-20)		
Steals			
S:	2 vs. Miami (12-8-20)		
C:	4 vs. [17] Butler (12-21-19)		
Blocked Shots			
S:	3 vs. [4] Iowa (12-22-20)		
C:	3 vs. [4] Iowa (12-22-20)		
Field Goals Made			
S:	13 vs. Indiana State (12-12-20)		
C:	16 vs. [19] Michigan (1-9-20)		
Field Goal Attempts			
S:	18 vs. Indiana State (12-12-20)		
C:	28 vs. [19] Michigan (1-9-20)		
Three-Pointers Made			
S:	0		
C:	1, Three Times		
Three-Point Attempts			
S:	1 vs. Valparaiso (12-4-20)		
C:	2 vs. Ohio State (2-15-20)		
Free Throws Made			
S:	8 vs. [23] Michigan State (1-8-21)		
C:	8 vs. [23] Michigan State (1-8-21)		
Free Throw Attempts			
S:	12 vs. [23] Michigan State (1-8-21)		
C:	12 vs. [23] Michigan State (1-8-21)		
Minutes			
S:	32 vs. Indiana (1-14-21)		
C:	44 vs. [19] Michigan (1-9-20)		
#55   SASHA STEFANOVIC			
Points			
S:	20 vs. Oakland (12-1-20)		
C:	23 vs. Central Michigan (12-28-19)		
Rebounds			
S:	6 vs. Penn State (1-17-21)		
C:	8 vs. [17] Maryland (1-18-20)		
Assists			
S:	7 vs. Oakland (12-1-20)		
C:	7 vs. Oakland (12-1-20)		
Steals			
S:	1, Seven Times		
C:	4 vs. [5] Virginia (12-4-19)		
Blocked Shots			
S:	1 vs. Notre Dame (12-19-20)		
C:	3 vs. [8] Michigan State (1-12-20)		
Field Goals Made			
S:	6, Two Times		
C:	8 vs. Central Michigan (12-28-19)		
Field Goal Attempts			
S:	12 vs. Penn State (1-17-21)		
C:	13 vs. Central Michigan (12-28-19)		
Three-Pointers Made			
S:	6 vs. Oakland (12-1-20)		
C:	7 vs. Central Michigan (12-28-19)		
Three-Point Attempts			
S:	10 vs. Penn State (1-17-21)		
C:	10, Three Times		
Free Throws Made			
S:	7 vs. Valparaiso (12-4-20)		
C:	7 vs. Valparaiso (12-4-20)		
Free Throw Attempts			
S:	9 vs. Valparaiso (12-4-20)		
C:	9 vs. Valparaiso (12-4-20)		
Minutes			
S:	37 vs. [20] Ohio State (12-16-20)		
C:	46 vs. Minnesota (1-2-20)		
PURDUESPORTS.COM   @BOILERBALL			

<div></div>	<div><b>PURDUE BOILERMAKERS</b></div> <div>2020-21 Record: 10-5 (5-3 Big Ten)   AP Ranking: --   Streak: Win-3</div> <div>Scoring Offense: 71.7   Scoring Defense: 66.8   Scoring Margin: +4.9</div> <div>Field Goal Pct.: .453   Field Goal Pct. Defense: .416   3-Pt. Percentage: .357</div> <div>Rebound Margin: +6.3   Turnover Margin: -2.1</div>										<div><div>• Purdue is one of four schools (Gonzaga, Kentucky, Michigan) to make three straight Sweet 16 appearances.</div><div>• Including the Ohio State contest, six of Purdue's first nine Big Ten games will come away from Mackey Arena.</div><div>• <b>Matt Painter</b> has tied <b>Bo Ryan</b> for ninth on the Big Ten's all-time wins list in league games (172).</div><div>• Purdue's junior class has scored at least 29 points in 10 straight games (41.5 PPG in that span).</div><div>• Purdue is just 3-14 at Value City Arena, winning games in 2019, 2017 and 2010 – by teams that won Big Ten Championships.</div><div>• Ohio State is the only Big Ten program with a winning record against Purdue (91-89).</div></div>																																																																															
	<div><b>National Rankings:</b></div> <div>– / Associated Press</div> <div>– / Coaches</div>										<div><b>LAST:</b> 12 points, 5 rebs, 2 stls, 1 ast in the win over Penn State.</div> <div><b>• Big Ten Freshman of the Week (Dec. 21): 9.0 PPG, 4.5 RPG, 7.7 FGS.</b></div> <div>• Has made 17-of-24 shots (.708) from inside the 3-point arc this year.</div> <div>• Avg. 9.5 PPG, 5.5 RPG, 1.0 APG, 1.0 SPG in last 2 games (4-10 FGS, 9-10 FTs).</div> <div>• Played in LL World Series as 11-year old in 2012; GW hit to advance to Williamsport.</div>										<div><b>CAREER HIGHS</b></div> <div><b>P:</b> 12 Two Times</div> <div><b>R:</b> 9 Notre Dame (12-19-20)</div> <div><b>A:</b> 3 Miami (12-8-20)</div> <div><b>M:</b> 31 [14] Rutgers (12-29-20)</div>																																																																					
	<div><b>2020-21 Record / Conf:</b></div> <div>10-5 / 5-3 Big Ten</div>										<div><b>LAST:</b> 2 rebs, 2 blks in the win over Penn State.</div> <div>• Last 10 games is 7-23 from 3P range; first 5 games, was 3-15 from deep.</div> <div>• Good, efficient effort in opener vs. Liberty (10 pts, 5 rebs, 4 asts, 2-3 3Ps).</div> <div>• Surpassed 300 career rebounds in the loss to Illinois (now 310).</div> <div>• Had a strong freshman season (4.7 PPG, 3.0 RPG, 31-85 3Ps).</div>										<div><b>CAREER HIGHS</b></div> <div><b>P:</b> 15 [23] Maryland (12-6-18)</div> <div><b>R:</b> 13 Indiana State (12-12-20)</div> <div><b>A:</b> 5 Marquette (11-13-19)</div> <div><b>M:</b> 34 Texas (11-9-19)</div>																																																																					
	<div><b>Last Game:</b></div> <div>Def. Penn State</div> <div>80-72</div> <div>Jan. 17, 2021</div>										<div><b>LAST:</b> 14 points, 5 asts, 4 rebs in the win over Penn State.</div> <div>• Avg. 12.5 PPG, 4.5 APG, 3.0 RPG in the last 2 games (7-13 FGS, 8-8 FTs).</div> <div>• Purdue is 15-5 when he leads team in assists; 20-9 when he scores 10+ pts.</div> <div>• In 6 of 11 games, has had at least three TDs (ISU, OSU, Iowa, Md., Ill., PSU).</div> <div>• One of five returning Big Ten players to avg. 10.0 PPG, 3.0 RPG, 2.5 APG last yr.</div>										<div><b>CAREER HIGHS</b></div> <div><b>P:</b> 19 [18] Iowa (3-3-20)</div> <div><b>R:</b> 7 Four Times</div> <div><b>A:</b> 8 Notre Dame (12-19-20)</div> <div><b>M:</b> 47 [19] Michigan (1-9-20)</div>																																																																					
	<div><b>Next Game:</b></div> <div>Jan. 22, 2021</div> <div>Michigan</div>										<div><b>LAST:</b> Has not played yet this season.</div> <div>• Has missed the start of the season due to respiratory issues.</div> <div>• Very athletic player that will provide depth off the bench.</div> <div>• Three of his six career field goals are dunks.</div> <div>• Brother, Ebenezer, is a freshman on N.C. State basketball team.</div>										<div><b>CAREER HIGHS</b></div> <div><b>P:</b> 4 Chicago State (11-16-19)</div> <div><b>R:</b> 3 Central Michigan (12-28-19)</div> <div><b>A:</b> 1 Central Michigan (12-28-19)</div> <div><b>M:</b> 9 Chicago State (11-16-19)</div>																																																																					
	<div><b>Head Coach:</b></div> <div>Matt Painter</div> <div>PUR: 347-179 / 16th</div> <div>CAR: 372-184 / 17th</div>										<div><b>LAST:</b> 13 points, 5 rebs, 3 blks, 1 ast in the win over Penn State.</div> <div><b>• Big Ten Freshman of the Week (Jan. 18): 12.5 PPG, 5.5 RPG, 2.0 BPG.</b></div> <div>• Ranks 2nd among Big Ten freshmen in scoring (9.7 PPG) and 3PM (23).</div> <div>• Had 10 turnovers in first 10 games; has 14 turnovers in last five games.</div> <div>• Finished 2nd in 2019 Indiana Mr. Basketball voting (Trayce Jackson-Davis).</div>										<div><b>CAREER HIGHS</b></div> <div><b>P:</b> 21 Oakland (12-1-20)</div> <div><b>R:</b> 8 [4] Iowa (12-22-20)</div> <div><b>A:</b> 4 Notre Dame (12-19-20)</div> <div><b>M:</b> 37 Clemson (11-26-20)</div>																																																																					
	<div><b>Assistant Coaches:</b></div> <div>Brandon Brantley</div> <div>Steve Lutz</div> <div>Micah Shrewsberry</div> <div>Elliot Bloom (DBO)</div>										<div><b>LAST:</b> 1 rebound, 1 ast in the win over Penn State.</div> <div>• Over last 29 games dating to last year, is 33-of-83 (.398) from long range.</div> <div>• Is 7-of-15 (.467) from 3P range in last 8 games; was 0-of-7 in prev. 3 games.</div> <div>• Finished last year 8th on the Purdue 3PM list by freshmen (36).</div> <div>• Brother, P.J., is a grad asst. at Purdue; 3-year starter from 2016-18 at Purdue.</div>										<div><b>CAREER HIGHS</b></div> <div><b>P:</b> 17 Two Times</div> <div><b>R:</b> 4 Two Times</div> <div><b>A:</b> 6 Oakland (12-1-20)</div> <div><b>M:</b> 40 [19] Michigan (1-9-20)</div>																																																																					
	<div><b>2020-21 SCHEDULE</b></div> <table><tr><th>Opponent</th><th>Date / Result</th></tr><tr><td>vs. Liberty</td><td>W, 77-64</td></tr><tr><td>vs. Clemson</td><td>L, 70-81</td></tr><tr><td>Oakland</td><td>W, 93-50</td></tr><tr><td>Valparaiso</td><td>W, 68-61</td></tr><tr><td>at Miami</td><td>L, 54-58</td></tr><tr><td>Indiana State</td><td>W, 80-68</td></tr><tr><td>[20] Ohio State</td><td>W, 67-60</td></tr><tr><td>vs. Notre Dame</td><td>W, 88-78</td></tr><tr><td>at [4] Iowa</td><td>L, 55-70</td></tr><tr><td>Maryland</td><td>W, 73-70</td></tr><tr><td>at [14] Rutgers</td><td>L, 76-81</td></tr><tr><td>at [15] Illinois</td><td>L, 58-66</td></tr><tr><td>Nebraska</td><td>POSTPONED</td></tr><tr><td>at [23] Michigan State</td><td>W, 55-54</td></tr><tr><td>at Indiana</td><td>W, 81-69</td></tr><tr><td>Penn State</td><td>W, 80-72</td></tr><tr><td>at Ohio State</td><td>J19</td></tr><tr><td>Michigan</td><td>J22</td></tr><tr><td>Minnesota</td><td>J30</td></tr><tr><td>at Maryland</td><td>F2</td></tr><tr><td>Northwestern</td><td>F6</td></tr><tr><td>at Minnesota</td><td>F11</td></tr><tr><td>Michigan State</td><td>F16</td></tr><tr><td>at Nebraska</td><td>F20</td></tr><tr><td>at Penn State</td><td>F26</td></tr><tr><td>Wisconsin</td><td>M2</td></tr><tr><td>Indiana</td><td>M6</td></tr><tr><td>Big Ten Tournament</td><td>M10-14</td></tr><tr><td>NCAA Tournament</td><td>TBA</td></tr></table>										Opponent	Date / Result	vs. Liberty	W, 77-64	vs. Clemson	L, 70-81	Oakland	W, 93-50	Valparaiso	W, 68-61	at Miami	L, 54-58	Indiana State	W, 80-68	[20] Ohio State	W, 67-60	vs. Notre Dame	W, 88-78	at [4] Iowa	L, 55-70	Maryland	W, 73-70	at [14] Rutgers	L, 76-81	at [15] Illinois	L, 58-66	Nebraska	POSTPONED	at [23] Michigan State	W, 55-54	at Indiana	W, 81-69	Penn State	W, 80-72	at Ohio State	J19	Michigan	J22	Minnesota	J30	at Maryland	F2	Northwestern	F6	at Minnesota	F11	Michigan State	F16	at Nebraska	F20	at Penn State	F26	Wisconsin	M2	Indiana	M6	Big Ten Tournament	M10-14	NCAA Tournament	TBA	<div><b>LAST:</b> Did not play in the win over Penn State.</div> <div>• Made 2nd career 3-pointer (at Purdue) in the win over Oakland.</div> <div>• A strong shooter, Wulbrun is a walk-on transfer from Cal Lutheran.</div> <div>• As a freshman at Cal Lutheran, avg. 6.6 PPG with 43 3-pointers.</div> <div>• Father, Jeff, is the associate head coach at Stanford University.</div>										<div><b>CAREER HIGHS</b></div> <div><b>P:</b> 19 Redlands (2-13-19)</div> <div><b>R:</b> 4 Two Times</div> <div><b>A:</b> 5 UC Santa Cruz (1-26-19)</div> <div><b>M:</b> 36 Redlands (1-9-19)</div>									
	Opponent	Date / Result																																																																																								
	vs. Liberty	W, 77-64																																																																																								
vs. Clemson	L, 70-81																																																																																									
Oakland	W, 93-50																																																																																									
Valparaiso	W, 68-61																																																																																									
at Miami	L, 54-58																																																																																									
Indiana State	W, 80-68																																																																																									
[20] Ohio State	W, 67-60																																																																																									
vs. Notre Dame	W, 88-78																																																																																									
at [4] Iowa	L, 55-70																																																																																									
Maryland	W, 73-70																																																																																									
at [14] Rutgers	L, 76-81																																																																																									
at [15] Illinois	L, 58-66																																																																																									
Nebraska	POSTPONED																																																																																									
at [23] Michigan State	W, 55-54																																																																																									
at Indiana	W, 81-69																																																																																									
Penn State	W, 80-72																																																																																									
at Ohio State	J19																																																																																									
Michigan	J22																																																																																									
Minnesota	J30																																																																																									
at Maryland	F2																																																																																									
Northwestern	F6																																																																																									
at Minnesota	F11																																																																																									
Michigan State	F16																																																																																									
at Nebraska	F20																																																																																									
at Penn State	F26																																																																																									
Wisconsin	M2																																																																																									
Indiana	M6																																																																																									
Big Ten Tournament	M10-14																																																																																									
NCAA Tournament	TBA																																																																																									
<div><b>#14   Jared Wulbrun   So.   Guard</b></div> <div><b>5-10   185   Stanford, Calif.   Palo Alto   Cal Lutheran</b></div> <table><tr><th>GP / GS</th><th>PPG</th><th>RPG</th><th>APG</th><th>Blks.</th><th>Stls.</th><th>FG %</th><th>3P %</th><th>FT %</th></tr><tr><td>1 / 0</td><td>3.0</td><td>0.0</td><td>1.0</td><td>0</td><td>0</td><td>1-1</td><td>1-1</td><td>0-0</td></tr></table>										GP / GS	PPG	RPG	APG	Blks.	Stls.	FG %	3P %	FT %	1 / 0	3.0	0.0	1.0	0	0	1-1	1-1	0-0	<div><b>LAST:</b> 7 points, 6 rebs, 2 blks in the win over Penn State</div> <div><b>• Big Ten Co-Freshman of the Week (Nov.30): 18.0 PPG, 6.5 RPG, 15-18 FGS.</b></div> <div>• Avg. 4.7 PPG, 3.6 RPG in last 9 gms (15-38 FGS); first 6, avg. 13.3 PPG (30-40 FGS).</div> <div>• Had 20 turnovers in first 7 games; has 6 turnovers in last 8 games.</div> <div>• Played hockey &amp; baseball in Canada, before learning to play BB about 3 yrs. ago.</div>										<div><b>CAREER HIGHS</b></div> <div><b>P:</b> 19 Liberty (11-25-20)</div> <div><b>R:</b> 8 Clemson (11-26-20)</div> <div><b>B:</b> 3 [15] Illinois (1-2-21)</div> <div><b>M:</b> 21 Clemson (11-26-20)</div>																																																				
GP / GS	PPG	RPG	APG	Blks.	Stls.	FG %	3P %	FT %																																																																																		
1 / 0	3.0	0.0	1.0	0	0	1-1	1-1	0-0																																																																																		
<div><b>#21   Matt Frost   So.   Forward</b></div> <div><b>6-5   200   Columbus, Ind.   Columbus East</b></div> <table><tr><th>GP / GS</th><th>PPG</th><th>RPG</th><th>APG</th><th>Blks.</th><th>Stls.</th><th>FG %</th><th>3P %</th><th>FT %</th></tr><tr><td>1 / 0</td><td>3.0</td><td>0.0</td><td>1.0</td><td>0</td><td>0</td><td>1-1</td><td>1-1</td><td>0-0</td></tr></table>										GP / GS	PPG	RPG	APG	Blks.	Stls.	FG %	3P %	FT %	1 / 0	3.0	0.0	1.0	0	0	1-1	1-1	0-0	<div><b>LAST:</b> Did not play in the win over Penn State.</div> <div>• Made his first career 3-pointer in the win over Oakland.</div> <div>• Avg. 14.2 PPG, 6.2 RPG and 1.9 APG as a senior at Columbus East.</div> <div>• The Republic Boys Basketball Player of the Year; first-team all-conference.</div> <div>• Family includes 11 Purdue alums, including brother Kyle – current student.</div>										<div><b>CAREER HIGHS</b></div> <div><b>P:</b> 3 Oakland (12-1-20)</div> <div><b>R:</b> 1 [18] Michigan St. (1-12-20)</div> <div><b>A:</b> 1 Oakland (12-1-20)</div> <div><b>M:</b> 4 Central Michigan (12-28-19)</div>																																																				
GP / GS	PPG	RPG	APG	Blks.	Stls.	FG %	3P %	FT %																																																																																		
1 / 0	3.0	0.0	1.0	0	0	1-1	1-1	0-0																																																																																		
<div><b>#22   Chase Martin   Fr.   Guard</b></div> <div><b>6-3   195   Columbia, Mo.   Tolton</b></div> <table><tr><th>GP / GS</th><th>PPG</th><th>RPG</th><th>APG</th><th>Blks.</th><th>Stls.</th><th>FG %</th><th>3P %</th><th>FT %</th></tr><tr><td>1 / 0</td><td>0.0</td><td>0.0</td><td>0.0</td><td>0</td><td>0</td><td>0-1</td><td>0-1</td><td>--</td></tr></table>										GP / GS	PPG	RPG	APG	Blks.	Stls.	FG %	3P %	FT %	1 / 0	0.0	0.0	0.0	0	0	0-1	0-1	--	<div><b>LAST:</b> Did not play in the win over Penn State.</div> <div>• Saw first career action in the win over Oakland.</div> <div>• Named All-Conference and All-District as a senior at Tolton.</div> <div>• Was class valedictorian at Tolton.</div> <div>• Father, Cuonzo, is the head coach at Missouri; former teammate of Painter.</div>										<div><b>CAREER HIGHS</b></div> <div><b>P:</b> 0</div> <div><b>R:</b> 0</div> <div><b>A:</b> 0</div> <div><b>M:</b> 3 Oakland (12-1-20)</div>																																																				
GP / GS	PPG	RPG	APG	Blks.	Stls.	FG %	3P %	FT %																																																																																		
1 / 0	0.0	0.0	0.0	0	0	0-1	0-1	--																																																																																		
<div><b>#23   Jaden Ivey   Fr.   Guard   (jay-den Ivy)</b></div> <div><b>6-4   200   South Bend, Ind.   La Lumiere Prep</b></div> <table><tr><th>GP / GS</th><th>PPG</th><th>RPG</th><th>APG</th><th>Blks.</th><th>Stls.</th><th>FG %</th><th>3P %</th><th>FT %</th></tr><tr><td>10 / 0</td><td>6.4</td><td>2.5</td><td>1.2</td><td>1</td><td>4</td><td>.375</td><td>.185</td><td>.550</td></tr></table>										GP / GS	PPG	RPG	APG	Blks.	Stls.	FG %	3P %	FT %	10 / 0	6.4	2.5	1.2	1	4	.375	.185	.550	<div><b>LAST:</b> 6 points, 3 rebs, 1 ast in the win over Penn State.</div> <div>• Has 25 points and 11 rebounds in 50 minutes of action over last 3 games.</div> <div>• After shooting 11-37 in prev. 6 games, has shot 8-20 in last 3 games.</div> <div>• 3 turnovers in the last 9 games (136 mins) after having 2 in the opener.</div> <div>• Mother, Niele, is the WBB coach at Notre Dame; asst. with Grizzlies for a yr.</div>										<div><b>CAREER HIGHS</b></div> <div><b>P:</b> 13 Indiana (1-14-21)</div> <div><b>R:</b> 6 [23] Michigan State (1-8-21)</div> <div><b>A:</b> 4 Maryland (12-25-20)</div> <div><b>M:</b> 21 Indiana (1-14-21)</div>																																																				
GP / GS	PPG	RPG	APG	Blks.	Stls.	FG %	3P %	FT %																																																																																		
10 / 0	6.4	2.5	1.2	1	4	.375	.185	.550																																																																																		
<div><b>#25   Ethan Morton   Fr.   Guard</b></div> <div><b>6-6   215   Butler, Pa.   Butler</b></div> <table><tr><th>GP / GS</th><th>PPG</th><th>RPG</th><th>APG</th><th>Blks.</th><th>Stls.</th><th>FG %</th><th>3P %</th><th>FT %</th></tr><tr><td>15 / 0</td><td>0.7</td><td>0.7</td><td>1.1</td><td>1</td><td>1</td><td>4-14</td><td>.231</td><td>0-0</td></tr></table>										GP / GS	PPG	RPG	APG	Blks.	Stls.	FG %	3P %	FT %	15 / 0	0.7	0.7	1.1	1	1	4-14	.231	0-0	<div><b>LAST:</b> Registered no statistics in the win over Penn State.</div> <div>• Had 11 TDs in first six games; 0 TDs in the last nine games (52 mins).</div> <div>• Slowly getting back in shape; hit a big 3-pt. with Purdue up 54-51 vs. IU.</div> <div>• Named Pennsylvania Gatorade POY and Mr. Basketball following SR year.</div> <div>• Active w/ USA Basketball; helped U18 3-on-3 team to World title (2019).</div>										<div><b>CAREER HIGHS</b></div> <div><b>P:</b> 5 Valparaiso (12-4-20)</div> <div><b>R:</b> 2 Two Times</div> <div><b>A:</b> 6 Oakland (12-1-20)</div> <div><b>M:</b> 25 Clemson (11-25-20)</div>																																																				
GP / GS	PPG	RPG	APG	Blks.	Stls.	FG %	3P %	FT %																																																																																		
15 / 0	0.7	0.7	1.1	1	1	4-14	.231	0-0																																																																																		
<div><b>#34   Carson Barrett   Fr.   Forward</b></div> <div><b>6-5   215   Lafayette, Ind.   Lafayette Central Catholic</b></div> <table><tr><th>GP / GS</th><th>PPG</th><th>RPG</th><th>APG</th><th>Blks.</th><th>Stls.</th><th>FG %</th><th>3P %</th><th>FT %</th></tr><tr><td>0 / 0</td><td>--</td><td>--</td><td>--</td><td>--</td><td>--</td><td>--</td><td>--</td><td>--</td></tr></table>										GP / GS	PPG	RPG	APG	Blks.	Stls.	FG %	3P %	FT %	0 / 0	--	--	--	--	--	--	--	--	<div><b>LAST:</b> Has not played yet this season.</div> <div>• Led Lafayette CC to Hoosier Conf. title as SR; 18.1 PPG, 10.2 RPG, 6.5 APG.</div> <div>• Finished career as Central Catholic's all-time leader in PTS and ASTS.</div> <div>• Excelled on the baseball diamond as well (3-yr. starter; .368 BA).</div> <div>• Father, Dave, was HS head coach; Played at Purdue from 1988-91.</div>										<div><b>CAREER HIGHS</b></div> <div><b>P:</b> 0</div> <div><b>R:</b> 0</div> <div><b>A:</b> 0</div> <div><b>M:</b> 0</div>																																																				
GP / GS	PPG	RPG	APG	Blks.	Stls.	FG %	3P %	FT %																																																																																		
0 / 0	--	--	--	--	--	--	--	--																																																																																		
<div><b>#50   Trevion Williams   So.   Forward   (tray-vee-on)</b></div> <div><b>6-10   265   Chicago, Ill.   Henry Ford (Mich.)</b></div> <table><tr><th>GP / GS</th><th>PPG</th><th>RPG</th><th>APG</th><th>Blks.</th><th>Stls.</th><th>FG %</th><th>3P %</th><th>FT %</th></tr><tr><td>15 / 13</td><td>15.3</td><td>9.7</td><td>2.3</td><td>9</td><td>8</td><td>.541</td><td>0-1</td><td>.476</td></tr></table>										GP / GS	PPG	RPG	APG	Blks.	Stls.	FG %	3P %	FT %	15 / 13	15.3	9.7	2.3	9	8	.541	0-1	.476	<div><b>LAST:</b> 13 points, 11 rebs, 1 ast, 1 stl in the win over Penn State.</div> <div><b>• Big Ten Co-Player of the Week (Jan. 18): 17.5 PPG, 10.5 RPG.</b></div> <div>• Avg. 18.0 PPG, 9.3 RPG, 2.3 APG in last 10 games (78-130 FGS; .600 FG %).</div> <div>• On pace to become 3rd player in last 30 years to avg. 17.9 &amp; 2 in Big Ten play.</div> <div>• Has scored 40 points in the second half of the last two games (15-22 FGS).</div>										<div><b>CAREER HIGHS</b></div> <div><b>P:</b> 36 [19] Michigan (1-9-20)</div> <div><b>R:</b> 20 [19] Michigan (1-9-20)</div> <div><b>A:</b> 8 [20] Ohio State (12-16-16)</div> <div><b>M:</b> 44 [19] Michigan (1-9-20)</div>																																																				
GP / GS	PPG	RPG	APG	Blks.	Stls.	FG %	3P %	FT %																																																																																		
15 / 13	15.3	9.7	2.3	9	8	.541	0-1	.476																																																																																		
<div><b>#55   Sasha Stefanovic   So.   Guard   (steph-On-uh-vitch)</b></div> <div><b>6-5   200   Crown Point, Ind.   Crown Point</b></div> <table><tr><th>GP / GS</th><th>PPG</th><th>RPG</th><th>APG</th><th>Blks.</th><th>Stls.</th><th>FG %</th><th>3P %</th><th>FT %</th></tr><tr><td>15 / 15</td><td>10.8</td><td>3.1</td><td>2.5</td><td>1</td><td>7</td><td>.452</td><td>.471</td><td>.778</td></tr></table>										GP / GS	PPG	RPG	APG	Blks.	Stls.	FG %	3P %	FT %	15 / 15	10.8	3.1	2.5	1	7	.452	.471	.778	<div><b>LAST:</b> 15 points, 6 rebs, 2 asts, 1 stl in the win over Penn State.</div> <div>• Avg. 11.5 PPG, 3.5 RPG, 2.5 APG over last two games (8-18 FGS, 5-14 3Ps).</div> <div>• 1-of-9 players nationally to have at least 38 3-pointers and 38 assists.</div> <div>• Made a 3-pointer in 16 straight games dating to last year.</div> <div>• Father, Lou, was selected by Seattle in the 1985 NBA Draft (5th round).</div>										<div><b>CAREER HIGHS</b></div> <div><b>P:</b> 23 Central Michigan (12-28-19)</div> <div><b>R:</b> 8 [17] Maryland (1-18-20)</div> <div><b>A:</b> 7 Oakland (12-1-20)</div> <div><b>M:</b> 46 Minnesota (1-2-20)</div>																																																				
GP / GS	PPG	RPG	APG	Blks.	Stls.	FG %	3P %	FT %																																																																																		
15 / 15	10.8	3.1	2.5	1	7	.452	.471	.778																																																																																		
<div><b>MEDIA</b></div> <div>Web: <a href="#">PurdueSports.com</a></div> <div>Twitter: <a href="#">@BoilerBall</a> / <a href="#">@PurdueMBBStats</a></div> <div>Contact: Chris Forman</div> <div>Email: <a href="mailto:cforman@purdue.edu">cforman@purdue.edu</a></div> <div>Office: 765-494-3201</div> <div>Cell: 413-687-4590</div> <div>Twitter: <a href="#">@Forman</a></div>																																																																																										