



2011 PURDUE BASEBALL



The Final Season at Lambert Field • www.PurdueSports.com

SID Contact Info: Ben Turner >>> benturner@purdue.edu >>> Office: 765-494-3198 >>> Cell: 217-549-7965

– FEBRUARY (5-2) –

18	+ vs #9 Connecticut	W	10-2
19	+ vs Notre Dame	L	19-2
20	+ vs #30 Pittsburgh	W	5-3
26	at Morehead State	W	11-8
	at Morehead State	L	10-9 (11)
27	at Morehead State	W	18-1
	at Morehead State	W	17-9

– MARCH (11-6) –

4	at Lipscomb	W	1-0
6	at Lipscomb	W	10-3
	at Lipscomb	W	10-6
8	at #20 Louisville	W	6-4
11	at Tennessee-Martin	W	4-3
12	at Tennessee-Martin	W	8-7
13	at Tennessee-Martin	L	10-9
15	at #1 Vanderbilt	L	9-0
16	at Belmont	L	13-6
18	at Tennessee Tech	W	13-3
19	at Tennessee Tech	L	8-3
20	at Tennessee Tech	W	12-4
22	ILLINOIS STATE	L	5-4
23	WABASH	W	9-3
25	at Bradley	L	9-4
26	at Bradley	Canceled	
27	BRADLEY	W	12-1
29	IPFW	W	8-1

– APRIL (9-4) –

1	• at Minnesota (Target Field)	L	8-5
2	• at Minnesota (Target Field)	W	7-0
	• at Minnesota (Target Field)	L	4-1
6	at Butler	W	10-8
8	• MICHIGAN	W	6-0
9	• MICHIGAN (BTN)	W	4-2
10	• MICHIGAN	L	6-5 (10)
12	at Ball State	W	8-5
13	vs IPFW (Parkview Field)	W	8-3
15	• at Penn State	W	5-3
17	• at Penn State	L	4-3
	• at Penn State	W	15-4
20	at Illinois-Chicago	W	17-3
22	• at Northwestern		4 p.m.
23	• at Northwestern (BTN)		4 p.m.
24	• at Northwestern		2 p.m.
26	at Valparaiso		4 p.m.
29	• INDIANA		4 p.m.
30	• INDIANA		2 p.m.

– MAY –

1	• INDIANA		1 p.m.
6	• at Michigan State		3 p.m.
7	• at Michigan State		1 p.m.
8	• at Michigan State		1 p.m.
11	BALL STATE		4 p.m.
13	• ILLINOIS		4 p.m.
14	• ILLINOIS		2 p.m.
15	• ILLINOIS (BTN)		3 p.m.
17	ILLINOIS-CHICAGO		4 p.m.
19	• IOWA		4 p.m.
20	• IOWA		4 p.m.
21	• IOWA		2 p.m.

– BIG TEN TOURNAMENT (COLUMBUS, OHIO) –

25	Opening Round	TBA
26	Second Round	TBA
27	Winner's Bracket Final	TBA
28	Championship Round	TBA

+ BIG EAST/Big Ten Challenge (St. Petersburg, Fla.)
• Big Ten Conference game
(BTN) Big Ten Network Television
(DH) Doubleheader | All Times Eastern
HOME GAMES at LAMBERT FIELD

– BIG TEN PLAY CONTINUES –

PURDUE BOILERMAKERS (25-12, 5-4 BIG TEN) AT NORTHWESTERN WILDCATS (12-21, 4-5 BIG TEN)

Three-Game Series • Rocky Miller Park • Evanston, Ill.

Series Opener: Friday, April 22 • 4 p.m. (EDT)

Middle Game: Saturday, April 23 • 4 p.m. (EDT)

Series Finale: Sunday, April 24 • 2 p.m. (EDT)

– Series History –

All-Time Series: Purdue leads 104-84-2

Purdue Under Doug Schreiber vs. Penn State: Purdue leads 25-22

2010: Northwestern won 2-of-3 in West Lafayette; Purdue won Big Ten Tourney Meeting

Last Series in Evanston: Teams split a rain-shortened two-game series

Purdue's Last Series Win vs. Northwestern: Purdue won 3-of-4 (2008 in West Lafayette)

Purdue's Last Series Win in Evanston: Purdue swept a four-game series (2001)

First Meeting: Northwestern 10, Purdue 3 (1900 in Evanston)

– Live Coverage –

Television: Big Ten Network (Saturday)

Radio: WSHY AM 1410 (Friday) • **Internet Audio:** www.PurdueSports.com (Entire Series)

Game Day Central Page – Live Stats, Audio & Interactive Blog: www.PurdueSports.com

– PURDUE'S PROBABLE LINEUP –

POS	#	NAME	AVG	RUNS	HITS	XBH	HR	RBI	BB	OBP	SB
CF	44	Tyler Spillner (Jr)	.315	31	47	15	3	21	20	.402	5-9
2B	2	Eric Charles (Jr)	.340	33	51	15	2	30	15	.420	7-11
3B	22	Cameron Perkins (So)	.374	26	58	18	4	36	6	.428	8-10
1B	26	Kevin Plawecki (So)	.357	33	50	8	–	26	13	.444	2-4
RF	23	Barrett Serrato (Jr)	.331	35	46	12	2	33	18	.409	5-6
DH	8	Angelo Cianfrocco (So)	.381	18	24	10	2	9	7	.451	1-1
LF	36	Stephen Talbott (So)	.328	43	42	12	2	23	13	.434	14-14
SS	29	David Miller (Jr)	.293	22	27	4	2	23	26	.484	6-8
C	5	Payton Bieker (Sr)	.224	10	13	5	–	12	10	.343	1-2

– PURDUE PLAYERS ALSO AVAILABLE –

POS	#	NAME	AVG	RUNS	HITS	XBH	HR	RBI	BB	OBP	SB
OF	11	Andrew Dixon (Jr)	.246	12	14	2	–	8	4	.333	4-5
1B/C	17	Sean McHugh (Fr)	.208	6	5	3	2	5	7	.394	0-0
1B/SS	15	David Blount (Sr)	.190	6	4	1	–	6	2	.292	0-0
IF	6	Jake Hansen (So)	.261	2	6	2	–	2	3	.357	0-1
C	38	Kyle Bischoff (So)	.222	9	2	–	–	1	1	.364	0-0

– PROBABLE STARTING PITCHERS –

NAME	W-L	GS	IP	H	R-ER	BB	K	ERA	B/AVG
Matt Morgan (Sr, RHP)	4-1	7	37.1	28	17-11	16	33	2.65	.207
Michael Jahns (Jr, RHP)	1-3	3	30.1	28	18-15	16	23	4.45	.250
Joe Haase (Jr, RHP)	4-1	7	47	50	18-13	15	35	2.49	.262
Luke Farrell (So, RHP)	3-1	8	44.2	48	27-19	18	41	3.83	.274
Brad Schreiber (So, RHP)	4-0	8	47.1	36	21-20	16	50	3.80	.209
Dan Tyson (Fr, LHP)	1-3	8	39.1	52	31-26	12	25	5.95	.306

– PURDUE'S BULLPEN –

NAME	W-L-S	APP	IP	H	R-ER	BB	K	ERA	B/AVG
Nick Wittgren (So, RHP)	1-2-8	17	33	30	18-16	4	35	4.36	.246
Robert Ramer (So, RHP)	4-0-0	10	34.1	36	22-18	11	28	4.72	.265
Blake Mascarello (Jr, LHP)	1-4-1	15	34	44	30-22	8	29	5.82	.314
Lance Breedlove (Jr, RHP)	2-1-1	16	31.1	47	25-17	7	18	4.88	.331
Calvin Gunter (Jr, LHP)	3-0-1	8	16.2	25	19-19	7	16	10.26	.352
Pat Gannon (So, LHP)	1-0-1	12	18	26	5-5	8	13	2.50	.338
Sean Collins (Jr, RHP)	1-3-1	13	13	18	7-5	3	17	3.46	.327
Mike Sudbury (Jr, RHP)	0-0-1	6	8.2	12	3-3	4	5	3.12	.343

BIG TEN PLAY CONTINUES: PURDUE BASEBALL AT NORTHWESTERN

– 2011 GAME SUMMARY –

	W	L	Pct.
Overall	25	12	.676
Big Ten.....	5	4	.556
Non-Conference	20	8	.714
Midweek	7	1	.875
Spring Break Trip.....	4	4	.500
Home.....	5	2	.714
Away.....	17	9	.654
Neutral.....	3	1	.750
Day.....	20	10	.667
Night.....	5	2	.714
vs. Left-handed Starter.....	8	3	.727
vs. Right-handed Starter.....	17	9	.654
1-Run Games	3	5	.375
2-Run Games	5	0	1.000
Extra Innings.....	0	2	.000
Shutouts	3	1	.750
Tuesday.....	3	2	.600
Wednesday.....	4	1	.800
Friday.....	6	2	.750
Saturday	4	4	.500
Sunday	8	3	.727
February.....	5	2	.714
March.....	11	6	.647
April.....	9	4	.692
May.....	–	–	—
Game 1 of Big Ten Series.....	2	1	.667
Game 2 of Big Ten Series.....	2	1	.667
Game 3 of Big Ten Series.....	1	2	.333
Purdue Scores 10+ Runs	12	0	1.000
Opponent Scores 10+ Runs	0	4	.000
When Purdue Scores First	23	6	.793
When Opponent Scores First	2	6	.250
Purdue leads after 7 innings.....	19	2	.905
Opp. leads after 7 innings.....	2	10	.167
Tied after 7 innings	3	0	1.000

– BOILERS TO BATTLE NORTHWESTERN AS ROAD STRETCH CONTINUES –

For the second of its back-to-back Big Ten weekend series on the road, Purdue baseball returns to the Chicagoland area for a three-game set at Northwestern.

First pitch is set for 4 p.m. (EDT) Friday and Saturday. Sunday's series finale is slated for 2 p.m. (EDT). The Big Ten Network is scheduled to provide live coverage of Saturday's game.

Now past the midpoint of its current 10-game road stretch, the Boilermakers (25-12, 5-4 Big Ten) have compiled a 5-1 record during their extended stay away from Lambert Field. The schedule turns home heavy after this weekend. Beginning with next weekend's series against rival Indiana, Purdue is slated to play 11 of its final 14 games at home, highlighted by three-game sets against Illinois (May 13-15) and Iowa (May 19-20) as well as the Hoosiers.

Cameron Perkins (19), **Stephen Talbott** (8), **Kevin Plawecki** (7) and **Eric Charles** (6) all enter the weekend having hit safely in at least each of the first six games of the current road stretch. With at least one hit in the series opener, Perkins would join Ryne White and Brandon Haveman as Boilers to post a 20-game run since 2005. White's 26-game streak that spanned the end of the 2007 campaign and beginning of the 2008 season stands as the program record.

David Miller (walks and on-base percentage), **Matt Morgan** (batting average against), **Brad Schreiber** (strikeouts), Perkins (total bases), Plawecki (hit by pitch) and Talbott (runs scored) enter the weekend leading the Big Ten in at least one statistical category. Having scoring 32 runs in their last two games, Purdue continues to sport the top-ranked offense in nearly every notable offensive category.

The Boilermakers head to the shores of Lake Michigan in search of their first series win in Evanston since sweeping a four-game set in 2001. Purdue and Northwestern (12-21, 4-5 Big Ten) split their four games a year ago. The Wildcats won two-of-three in West Lafayette, but the Boilers got the last laugh in the Big Ten Tournament, ending Northwestern's season in the first loser's bracket game of the event.

Perkins homered twice in the rubber game of the 2010 series at Lambert Field, but the two long balls accounted for two of the three runs the Boilers were limited to in the loss.

The Wildcats' two-way standout, Paul Snieder, earned a win and a save to help his team win the series, working a combined four innings of one-run ball. This season, Snieder leads the team in batting average (.360), home runs (3), RBIs (27) and walks (20) at the plate while also contributing to five of Northwestern's 12 wins on the mound. He has recorded a win and four saves in his 14 relief appearances.

The Boilermakers also faced the Wildcats' probable starting pitchers for games one and two, Michael Jahns and Luke Farrell, in the Big Ten Tournament last year.

Northwestern opened a season-long 10-game homestand Wednesday with a midweek win against Trinity International (Ill.). After losing two-of-three to Ohio State and Penn State in their first two weekends of Big Ten play, the Wildcats revived their conference tournament hopes by rallying to win their series at Minnesota last weekend at Target Field. Northwestern won games two and three to take the series.

Illinois-Chicago is the only common nonconference opponent that both Purdue and NU have played so far. The Wildcats lost to the Flames in Chicago last week and also dropped their home opener to a Valparaiso team that the Boilers take on next week in the finale of their 10-game road stretch.

Purdue has won eight of its last 10 games and compiled a 20-10 record in games played away from Lambert Field this season.

– CAREER STATS VERSUS NORTHWESTERN –

Player	GP-GS	Avg	AB	R	H	2B	3B	HR	RBI	TB	SLG	BB	HBP	OBP	SF	SH	SB
P. Bieker	3 -2	.250	4	1	1	0	0	0	1	1	.250	2	0	.500	0	0	1-1
D. Blount	4 -4	.300	10	2	3	0	0	0	2	3	.300	1	0	.364	0	1	0-0
R. Bridges	5 -4	.286	14	3	4	2	0	0	4	6	.429	1	0	.333	0	0	0-0
E. Charles	6 -5	.333	18	2	6	1	0	0	2	7	.389	1	2	.409	1	0	1-1
A. Cianfrocco	2 -1	.000	4	0	0	0	0	0	0	0	.000	1	0	.200	0	0	0-0
C. Perkins	4 -4	.400	15	5	6	1	0	2	3	13	.867	1	0	.412	1	0	2-2
K. Plawecki	4 -4	.200	15	1	3	1	0	0	4	4	.267	0	0	.188	1	0	0-0
B. Serrato	3 -1	.250	4	2	1	0	0	0	1	1	.250	1	1	.500	0	0	0-0
B. Schreiber	2 -2	.000	7	0	0	0	0	0	0	0	.000	0	0	.000	0	0	0-0
T. Spillner	6 -6	.250	28	3	7	1	1	0	4	10	.357	0	0	.250	0	0	2-2

Player	ERA	W-L	APP	GS	CG	SHO	SV	IP	H	R	ER	BB	SO	B/AVG
C. Gunter	0.00	0 -0	1	0	0	0/0	0	3	3	1	0	1	0	.250
J. Haase	0.00	0 -0	1	0	0	0/0	0	3	3	1	0	1	0	.250
B. Mascarello	3.38	0 -0	1	0	0	0/0	0	2 2/3	2	1	1	0	4	.182
M. Morgan	9.00	0 -1	1	1	0	0/0	0	6	9	6	6	2	7	.360
B. Schreiber	0.00	0 -0	1	0	0	0/0	0	1 1/3	1	0	0	0	2	.167



HEAD COACH DOUG SCHREIBER

Since Doug Schreiber was named Purdue's head baseball coach on May 29, 1998, the Boilermakers have become a major force in the Big Ten Conference and have made big strides on a national level.

Entering his 13th year as the head coach at Purdue, Schreiber has posted a 343-328 overall record and a 176-168 Big Ten mark through his first 12 seasons. His overall win total ranks second in Purdue history, while his conference victories stand alone in first. In 2007, Schreiber became the third head coach in Purdue baseball history to surpass the 500-games mark as the Boilermakers' head man. Dave Alexander, whom Schreiber played for from 1983 to 1986, owns the record for most games coached at Purdue with 792 over 14 seasons, while Joe Sexson guided the Boilermakers for 527 games over 18 years.

The 2010 season saw the Boilermakers post 33 victories, the program's most since 2000. Purdue navigated a hotly-contested Big Ten race that saw all six league tournament-qualifying teams finish within three games of first place. The Boilermakers reached the Big Ten Tourney for the eighth time under Schreiber, including six of the last seven seasons. Purdue eliminated Northwestern and Indiana from the 2010 tournament before bowing out. The Boilers have won at least one game at the Big Ten Tournament in seven of their eight appearances under Schreiber.

The 2010 Boilermakers posted new school records for hits (636) and runs per game (7.2) at the plate and led the Big Ten in strikeouts (435) and batting average against (.276) on the mound. Purdue went 15-6 at home and 9-2 in midweek action, compiling a 32-18 mark after opening the season 1-6.

Individually, Matt Bischoff was honored as a First Team All-Big Ten starting pitcher and newcomers Kevin Plawewski, Cameron Perkins and Brad Schreiber were recognized for standout freshman seasons. Bischoff led the Big Ten with 10 wins and 95 strikeouts and in the process became the first player in program history to be a four-time All-Big Ten honoree. He established new single-season and career strikeout marks in his final season as a Boilermaker. Bischoff and fellow pitcher Kevin Cahill were both selected in the Major League Baseball First-Year Player Draft.

Schreiber has coached 48 All-Big Ten Conference selections, including 16 who were named to the conference's First Team, and has had players selected in the Major League Baseball First-Year Player Draft on 23 occasions. One of Schreiber's Boilermakers has led the Big Ten in hitting in four out of the last six years.

Prior to becoming the head coach at Purdue, Schreiber spent four seasons (1995-98) as the top assistant coach and recruiting coordinator under Pat Murphy at Arizona State University. Schreiber helped guide Arizona State to the College World Series and the national championship game in 1998. A year earlier, the Sun Devils finished as regional runners-up to Miami, and were two outs away from going to the College World Series. All four of Schreiber's recruiting classes at ASU were nationally ranked, including the 1995 class which was ranked No. 1 in the country and the 1996 class, which was tabbed the third best in the nation.

Before going to ASU, Schreiber served as an assistant coach for Murphy at the University of Notre Dame in 1994. That season, the Fighting Irish finished 46-16 and ended the season just two wins shy of Omaha, finishing as regional runners-up to Auburn.

Schreiber began his coaching career as a graduate assistant under Pat Quinn at Ball State University for two seasons (1991-92) and spent one year (1993) as an assistant at Butler University.

A native of LaPorte, Ind., Schreiber was a four-year starter (1983-86) at second base for the Boilermakers. During his career, Purdue posted a 120-112-2 mark and established a school-record 37 victories his senior season when he was a Second Team All-Big Ten selection. Schreiber still ranks among Purdue's career leaders in a variety of categories, including top-six ranking in four categories. Schreiber ranks first all-time in walks (132), fourth in runs scored (159), tied for third in games played (220) and tied for sixth in triples (9). He earned his Bachelor of Arts degree in communications and has completed some course work towards a master's in education.

13TH YEAR

CAREER RECORD

368-340 (.520)

BIG TEN RECORD

181-172 (.513)

BIOGRAPHICAL INFORMATION

Full NameDouglas Lee Schreiber
Date of Birth.....Aug. 25, 1963
Place of BirthLa Porte, Ind.
Education..... Purdue University, B.A.,
..... Communications
College Career Purdue, 1983-86
WifeSarah

COACHING EXPERIENCE

Purdue 1999-Present, Head Coach
Arizona St. 1995-98, Assistant Coach
Notre Dame 1994, Assistant Coach
Butler 1993, Assistant Coach
Ball State 1991-92, Graduate Assistant

SCHREIBER'S MLB DRAFT PICKS

1999 Russ Morgan, pitcher Houston (21)
2000 Andy Helmer, pitcher Cleveland (25)
2001 Dave Gassner, pitcher Toronto (24)
2002 Chadd Blasko, pitcher Chicago [NL] (1)
2003 Dustin Glant, pitcher Arizona (7)
Nick McIntyre, second base Detroit (20)
2004 Simon Klink, third base . San Francisco (21)
2005 Scott Byrnes, pitcher Toronto (28)
2006 Mitch Hilligoss, shortstop ..New York [AL] (6)
Chris Toneguzzi, pitcher Milwaukee (13)
Jay Buente, pitcher Florida (14)
Dan Sattler, pitcher Texas (44)
2007 Andrew Groves, pitcher Colorado (11)
2008 Josh Lindblom, pitcher Los Angeles (2)
Ryne White, first base Arizona (4)
Andy Loomis, pitcher Florida (16)
Dan Black, third base... San Francisco (35)*
Matt Bischoff, pitcher.... New York [NL] (47)*
2009 Dan Black, third base Chicago [AL] (14)
Brandon Haveman, outfield Seattle (29)
Matt Jansen, pitcher..... San Francisco (43)*
2010 Matt Bischoff, pitcher Seattle (20)
Kevin Cahill, pitcher Washington (41)

* Indicates did not sign a professional contract

PURDUE HEAD COACHING RECORDS

Overall Wins

Dave Alexander 407

Doug Schreiber 368

Big Ten Wins

Doug Schreiber 181

Dave Alexander 107

Overall Win Percentage (min. 100 games)

Hugh Nicol [67-36-1] 649

Doug Schreiber [368-340-0] 520

Dave Alexander [407-378-7] 518

Ward Lambert [163-156-7] 511

Big Ten Win Percentage (min. 50 games)

Hugh Nicol [43-30-1] 588

Doug Schreiber [181-172-0] 513

Total Games Coached

Dave Alexander 792

Doug Schreiber 708

Seasons Coached

Ward Lambert 20

Joe Sexson 18

Dave Alexander 14

Doug Schreiber 13

SCHREIBER'S MILESTONE WINS

1 March 6, 1999 18-11 vs. Kent State

50 April 22, 2000 9-2 vs. Illinois

100 March 31, 2002 10-6 vs. Penn State

150 March 21, 2004 7-5 at Jacksonville State

200 May 27, 2005 4-3 at Illinois

213 April 2, 2006 # 9-4 at Illinois

222 April 26, 2006 % 13-4 vs. Valparaiso

250 May 6, 2007 6-1 at Penn State

300 April 12, 2009 9-3 at Penn State

350 March 6, 2011 10-3 at Lipscomb

108th Big Ten win, becoming the winningest
Purdue head coach in Big Ten action.

% 222nd career win, surpassing Joe Sexson for
second on the overall wins list.

MULTI HIT GAMES: 2011

Player	2	3	4	5+	Total
Cameron Perkins	11	5	1	—	17
Kevin Plawecki	10	3	1	—	15
Barrett Serrato	11	4	—	—	15
Eric Charles	9	3	2	—	14
Tyler Spillner	11	1	2	—	14
Stephen Talbott	4	5	—	—	9
Angelo Cianfrocco	5	3	—	—	8
David Miller	4	4	—	—	8
Ryan Bridges	6	1	—	—	7
Andrew Dixon	3	1	—	—	4
Payton Bieker	4	—	—	—	4
Sean McHugh	2	—	—	—	2
Brad Schreiber	—	1	—	—	1
David Blount	1	—	—	—	1
Jake Hansen	1	—	—	—	1
Team	82	31	6	1	120

MULTI HIT GAMES: 2011 BIG TEN PLAY

Player	2	3	4	5+	Total
Cameron Perkins	3	3	—	—	6
Barrett Serrato	5	1	—	—	6
Eric Charles	4	—	—	—	4
Stephen Talbott	1	2	—	—	3
Tyler Spillner	3	—	—	—	3
Kevin Plawecki	1	—	1	—	2
David Miller	1	1	—	—	2
Ryan Bridges	1	—	—	—	1
Angelo Cianfrocco	1	—	—	—	1
Team	20	7	1	—	28

CAREER MULTI-HIT GAMES*

Player	2	3	4	5+	Total
Eric Charles	30	12	4	—	46
Tyler Spillner	26	18	2	—	46
Kevin Plawecki	26	10	1	1	38
Cameron Perkins	23	13	2	—	38
Barrett Serrato	18	6	1	—	25
Ryan Bridges	17	2	—	—	19
Angelo Cianfrocco	10	4	—	—	14
Stephen Talbott	7	6	—	—	13
David Blount	10	1	—	1	12
Payton Bieker	8	2	1	—	11
Brad Schreiber	4	2	—	—	6
Jake Hansen	2	—	—	—	2

MULTI-RBI GAMES: 2011

Player	2	3	4	5+	Total
Cameron Perkins	4	2	3	—	9
Eric Charles	6	2	1	—	9
Barrett Serrato	8	—	1	—	9
Ryan Bridges	5	2	—	—	7
David Miller	5	—	1	—	6
Kevin Plawecki	2	2	1	—	5
Stephen Talbott	3	2	—	—	5
Tyler Spillner	2	2	—	—	4
Payton Bieker	2	1	—	—	3
Angelo Cianfrocco	3	—	—	—	3
Andrew Dixon	1	1	—	—	2
Sean McHugh	1	1	—	—	2
David Blount	—	1	—	—	1
Brad Schreiber	—	1	—	—	1
Team	42	17	7	—	66

MULTI-RBI GAMES: 2011 BIG TEN PLAY

Player	2	3	4	5+	Total
Cameron Perkins	1	—	2	—	3
Barrett Serrato	—	—	1	—	1
Kevin Plawecki	—	1	—	—	1
Ryan Bridges	1	—	—	—	1
David Miller	1	—	—	—	1
Tyler Spillner	1	—	—	—	1
Stephen Talbott	1	—	—	—	1
Team	5	1	3	—	9

CAREER MULTI-RBI GAMES*

Player	2	3	4	5+	Total
Eric Charles	18	6	2	—	26
Cameron Perkins	14	3	3	—	20
Kevin Plawecki	11	6	2	—	19
Tyler Spillner	9	6	1	—	16
Barrett Serrato	12	2	1	—	15
Ryan Bridges	11	3	—	—	14
David Blount	3	3	1	—	7
Stephen Talbott	4	2	1	—	7
Angelo Cianfrocco	4	1	1	—	6
Payton Bieker	3	2	—	—	5
Brad Schreiber	2	1	1	—	4

*Active Multi-Year Purdue Letter-Winners Only

PURDUE CARRIES 5-1 RECORD ON 10-GAME STRETCH INTO NORTHWESTERN SERIES

- Past the midpoint of its current 10-game road stretch, Purdue is 5-1 during its road stretch entering the Big Ten weekend series at Northwestern. The Boilermakers are now 20-10 away from home this season, including 17-9 in true road games. Purdue plays 11 of its final 14 games at home.
- Purdue enters the weekend sharing the Big Ten lead with 25 overall victories. The Boilermakers have won eight of their last 10 since dropping two-of-three in their conference-opening series at Minnesota. Purdue has won two-of-three each of the last two weekends and has posted a winning record in seven of its nine weekends this season.
- The Boilers' offense has erupted for 32 runs over the last two games, winning Sunday's rubber game at Penn State, 15-4, and Wednesday's midweek game at Illinois-Chicago, 17-3. The 17 runs Wednesday were only shy of a season high (Feb. 27 at Morehead State). Purdue has posted a double-figure run total in back-to-back games for the third time this season.
- The Boilermakers have scored four or more times in an inning 11 times in their last 10 games.

LEAGUE-LEADING BOILERS; HIT BY PITCH PILING UP

- Purdue enters the weekend leading the Big Ten in 15 notable statistical categories, including every significant offensive category. The Boilermakers are also among the Top 30 nationally in seven categories.
- Purdue leads the Big Ten in hit by pitch by a wide margin. The Boilers have been hit by a pitch 69 times, averaging nearly two hit batsmen per contest. Purdue batters have been hit by a pitch nearly twice as often as second-place Illinois (36). Meanwhile, the Boiler pitchers have plunked only 29 opposing batters, the second fewest in the league.
- At least one Purdue batter has been hit by a pitch in 34 of the first 37 games, the lone exceptions being the middle game of the Tennessee-Martin (March 12) and Minnesota (April 2) series and opener of the Penn State series (April 15). The Boilermakers have been hit five times in a game on four occasions, winning three of the four games. The lone loss came in the home opener to Illinois State (March 22).

BIG TEN & NATIONAL RANKINGS

Notables Entering The Week/Weekend

STATISTIC	BIG TEN	NATIONAL
Hit By Pitch (69)	1st	5th
Sacrifice flies (24)	1st	11th
Batting Avg. (.318)	1st	15th
Hits (419)	1st	16th
Runs Per Game (7.8)	1st	17th
Doubles (86)	1st	23rd
Slugging Pct. (.450)	1st	30th
Strikeouts (280)	1st	50th
Saves (14)	1st	NA

Big Ten Rankings are as of April 21

National Rankings are as of April 17

SCHREIBER TOPS IN THE BIG TEN IN STRIKEOUTS, MORGAN BATTING AVG. AGAINST

- **Brad Schreiber** enters the weekend leading the Big Ten with 50 strikeouts in 47 1/3 innings pitched. Schreiber (.209) is also second to **Matt Morgan** (.207) in batting average against. Schreiber has surrendered only 36 hits in 47 1/3 innings while Morgan has given up 28 hits in 37 1/3 innings.
- Schreiber has struck out at least seven in five of his first eight starts, including a career-high eight in his March 20 start at Tennessee Tech. He has put together a collegiate quality start (5+ IP, 4 ER or fewer) every time out. He missed his April 2 start at Minnesota due to strep throat.
- Morgan has surrendered four hits or fewer in five of his seven starts, highlighted by a three-hit, complete-game shutout March 4 at Lipscomb.

MILLER & TALBOTT ALSO LEADING THE LEAGUE

- **David Miller** and **Stephen Talbott** also enter the weekend leading the Big Ten in a statistical category. Miller is tops in the league with a .484 on-base percentage and 26 walks, drawing 18 since the start of conference play on April 1. Talbott leads the Big Ten with 43 runs scored. He's one of five Boilermakers to rank among the Top 10. Talbott has scored a run in 26 of the 37 games this season, highlighted by a streak of eight consecutive games with at least one run scored from Feb. 26-March 8. He has scored a team-high 13 times during his current eight-game hit streak.
- **TALBOTT'S CURRENT 8-GAME HIT STREAK: .379 (11-for-29), 2B, 3B, 4 RBI, 13 R, 2 BB, .471 OBP**

PERKINS RIDING 19-GAME HITTING STREAK

- **Cameron Perkins** enters the weekend riding a career-best 19-game hitting streak, the longest by a Purdue player since Brandon Haveman hit safely in the final 20 games of the 2009 season. The program record for the longest hitting streak is 26, established by Ryne White over the final 24 games of the 2007 campaign and first two games of 2008. Perkins has hit safely in 34 of the 36 games he has played this season and reached base safely in all 36. Dating back to last year, he has reached base safely in 43 consecutive games.
- Perkins is off to a 18-for-38 (.474) start in Big Ten play. He recently enjoyed a hot stretch in which he recorded multiple hits in five consecutive games (April 8-13), equaling out to a 12-for-21 stretch. The sophomore enters the weekend ranked among the Big Ten's top five in batting average (.374), home runs (4) and RBIs (36), leading Purdue in all three Triple Crown categories. He leads the league in total bases (87).
- **PERKINS' 19-GAME STREAK: .395 (32-for-81), 10 XBH, 2 HR, 17 RBI, 16 R, .446 OBP, 6 SB**

RECENT NOTABLE LONG

PURDUE HIT STREAKS

GAMES	PLAYER	SEASON(S)
26	Ryne White	2007-08
22	Ryne White	2007
20	Brandon Haveman	2009
19	Cameron Perkins	2011
14	Cameron Perkins	2010-11
14	Eric Charles	2009
14	Jon Moore	2008
14	Ryne White	2008
14	Jordan Comadena	2007
14	John Hunter	2005

BIG TEN CONFERENCE STANDINGS

	- BIG TEN -					- OVERALL -				
As of April 21	W	L	Pct.	GB	Last 10	W	L	Pct.	Last 10	Streak
Michigan State	6	3	.667	—	—	23	10	.697	6-4	W-1
Indiana	6	3	.667	—	—	25	12	.676	7-3	W-3
Purdue	5	4	.556	1	—	25	12	.676	8-2	W-2
Penn State	5	4	.556	1	—	22	12	.647	6-4	W-1
Ohio State	5	4	.556	1	—	15	16	.484	5-5	L-1
Illinois	4	5	.444	2	—	12	20	.375	3-7	L-3
Northwestern	4	5	.444	2	—	12	21	.364	4-6	W-3
Michigan	4	5	.444	2	—	11	24	.314	4-6	L-1
Minnesota	3	6	.333	3	—	11	15	.423	3-7	L-2
Iowa	3	6	.333	3	—	14	20	.412	5-5	W-1

2011 BIG TEN PRESEASON TOP SIX COACHES POLL

1. Minnesota
2. Michigan
3. Indiana
4. Michigan State
5. Iowa
6. Ohio State

Upcoming Big Ten Weekend Series • April 15-17

Purdue at Northwestern
Ohio State at Penn State
Michigan State at Illinois
Minnesota at Indiana
Michigan at Iowa

Big Ten Series Results • April 15-17

Purdue won 2-of-3 at Penn State
Ohio State won 2-of-3 vs Michigan State
Indiana won 2-of-3 at Iowa
Michigan won 2-of-3 vs Illinois
Northwestern won 2-of-3 at Minnesota

MASCARELLO EXCELS WITH BASES LOADED AT PENN STATE

- **Blake Mascarello** performed well in some tight spots in the Penn State series, retiring all five batters he faced with the bases loaded over two appearances.
- In the series-opening win, Mascarello took over on the mound with the bases loaded, no outs and Purdue clinging to a one-run lead. He struck out both batters he faced without either hitter even fouling off a pitch. **Nick Wittgren** finished off the inning and went on to close out the victory.
- Mascarello suffered the loss in game two of the series but helped keep the Boilers in the game. He entered the game with Penn State leading 3-1 and the bases loaded in the bottom of the sixth. He induced an inning-ending 6-4-3 double play ball with the first pitch he threw. The following inning, the lefty tallied a strikeout and an inning-ending fielder's choice to leave the bases loaded again
- **MASCARELLO IN RELIEF IN 2011: 1-2, SAVE, 11 APP, 19 2/3 IP, 17 H, 4 BB, 20 K, 2.29 ERA, .236 B/Avg**

SERRATO DELIVERS GAME-WINNING HIT IN THE NINTH, GOES DEEP IN ANOTHER BIG TEN OPENER

- **Barrett Serrato** lifted Purdue to a comeback win at Ball State (April 12) with a two-out, two-run single in the ninth inning and the Boilers trailing by a run. He singled into left center on the first pitch he saw from the new BSU relief pitcher.
- Serrato also hit a solo home run in the opener of a Big Ten series for the second weekend in a row. His opposite-field blast at Penn State gave Purdue an early lead that it did not relinquish. The junior recorded a career-high four RBIs in the rubber game win at Penn State and is now batting .389 (14-for-36) with eight RBIs and nine runs scored in conference play.

PLAWECKI ENJOYS BIG WEEK WITH RUNNERS IN SCORING POSITION

- **Kevin Plawecki** drove in some big runs to help lead Purdue to a 4-1 week and series win at Penn State (April 13-17). After recording only two RBIs over a stretch of eight games, the sophomore tied his career high with four RBIs in the April 13 win against IPFW and also knocked in four runs in the Penn State series.
- Plawecki drove in the go-ahead run in the eighth inning of the IPFW win, delivering a two-run single to highlight a four-run rally. In the middle game of the Penn State series, Plawecki plated the game-tying run in the seventh inning with a two-out single. He came back in the nightcap of the doubleheader and doubled home a pair to open the scoring in the six-run third inning, finishing the game with four hits.
- **PLAWECKI'S CURRENT SEVEN-GAME HIT STREAK: .393 (11-FOR-28), 2 2B, 8 RBI, 9 R, 3 BB, 2 HBP, SB**

BIG TEN-LEADING WITTGREN SAVES THREE STRAIGHT, FOUR IN A WEEK

- Closer **Nick Wittgren**, who shares the Big Ten lead with eight saves, was a busy man over a seven-day in early April (6-12), earning a save in three straight Purdue wins and four times over a stretch of five games. Wittgren closed out wins at Butler, vs. Michigan (twice) and at Ball State. He only had to retire one batter to finish off the wins against Butler and Michigan (game two). But he worked three scoreless innings, striking out a career-high six, to wrap up the series-opening shutout of Michigan.
- Wittgren worked 4 2/3 innings of one-hit scoreless relief en route to earning the four saves in a week's time. He retired 14 of the 16 batters he faced, giving up a single against Michigan and hitting a batter at Ball State.

PURDUE SCORES FIRST EARLY AND OFTEN

- Purdue has scored first in 29 of its first 37 games this season (including the first 12 in a row) thanks in part to a 88-23 scoring edge in the first two innings of a game. The early offense has been the primary reason that the Boilers have failed to hold the lead at some point only five times in their first 37 games: March 15 at No. 1 Vanderbilt, March 22 vs. Illinois State, games one and three of the Minnesota series (April 1-2) and the middle game of the Penn State series (April 17).
- Because the Boilermakers have scored first so often, they've also trailed very infrequently early this year. Purdue did not trail in the first seven games of its eight-game win streak (from Feb. 27-March 12), a streak of 61 consecutive innings. For the season, the Boilers have held the lead for 193 of the 329 innings (59 percent) they've played.
- The Purdue pitching staff did not give up a run in the first inning until game No. 13 on March 12. The Boilermakers have batted first in 29 of the first 37 games.

SCORING BREAKDOWN

INNINGS PLAYED IN 2011: 329
INNINGS LED: 193
INNINGS TRAILED: 94
CONSECUTIVE W/O TRAILING: 61
Feb. 27-March 11
CONSECUTIVE LEADING: 29
March 6-8
FIRST INNING: 37-12 PURDUE
SECOND INNING: 51-11 PURDUE

- 2011 SITUATIONAL STATISTICS: TEAM LEADERS -

WITH RUNNERS ON

1. Barrett Serrato, .382 (29-76)
2. Cameron Perkins, .372 (32-86)
3. David Miller, .362 (21-58)
4. Angelo Cianfrocco, .361 (13-36)
5. Eric Charles, .349 (29-83)

WITH RUNNERS IN SCORING POSITION

1. Cameron Perkins, .431 (25-58)
2. David Miller, .405 (15-37)
3. Barrett Serrato, .404 (19-47)
4. Kevin Plawecki, .388 (19-49)
5. Angelo Cianfrocco, .350 (7-20)

WITH TWO OUTS

1. Eric Charles, .364 (16-44)
2. Angelo Cianfrocco, .333 (6-18)
3. Tyler Spillner, .333 (16-48)
4. Cameron Perkins, .294 (15-51)
5. David Miller, .286 (8-28)

TWO-OUT RBIs

1. Cameron Perkins, 12
- Barrett Serrato, 12
3. Eric Charles, 9
- David Miller, 9
5. Plawecki/Talbott, 8

BIG TEN PLAY CONTINUES: PURDUE BASEBALL AT NORTHWESTERN

- HITTING STREAKS -

PLAYER	2011		CAREER	'11 Big Ten	
	LONG	CURRENT		LONG	CURRENT
CAMERON PERKINS	19	19	19	9	9
ERIC CHARLES	6	6	14	4	3
RYAN BRIDGES	6	—	13	—	—
KEVIN PLawecki	11	7	11	4	4
TYLER SPILLNER	10	2	10	4	1
STEPHEN TALBOTT	9	8	9	5	5
BARRETT SERRATO	5	2	8	4	1
BRAD SCHREIBER	—	1	8	—	—
ANGELO CIANFROCCO	7	1	7	—	—
DAVID MILLER	5	2	5	—	1
ANDREW DIXON	4	1	4	—	—
PAYTON BIEKER	4	1	4	—	—
DAVID BLOUNT	—	1	3	—	1
JAKE HANSEN	3	—	3	—	—

A HITTING STREAK IS DEFINED AS 3 OR MORE CONSECUTIVE GAMES

- 2011 HOME RUN TALLY -

PLAYER (SEASON #)	OPPONENT	ON	OUT	INNING
Angelo Cianfrocco (1)	Morehead (G2)	0	2	1
Angelo Cianfrocco (2)	Morehead (G2)	0	0	4
Cameron Perkins (1)	Morehead (G3)	1	0	7
Cameron Perkins (2)	Morehead (G4)	1	0	3
David Miller (1)	Lipscomb (G2)	0	2	2
Tyler Spillner (1)	UT Martin (G3)	0	0	1
Eric Charles (1)	UT Martin (G3)	0	0	5
Eric Charles (2)	UT Martin (G3)	1	0	8
Sean McHugh (1)	Belmont	1	0	2
Ryan Bridges (1)	Belmont	1	1	5
David Miller (2)	Tenn. Tech (G1)	2	2	1
Ryan Bridges (2)	Tenn. Tech (G1)	1	2	3
Tyler Spillner (2)	Tenn. Tech (G1)	1	1	4
Tyler Spillner (3)	Tenn. Tech (G2)	0	0	1
Sean McHugh (2)	Wabash	0	0	4
Cameron Perkins (3)	Minnesota (G1)	0	0	7
Cameron Perkins (4)	Minnesota (G2)	1	2	3
Barrett Serrato (1)	Michigan (G1)	0	2	5
Barrett Serrato (2)	Penn State (G1)	0	1	2

- 2011 HONORS & SPECIAL MENTIONS -

Big Ten Player of the Week

Cameron Perkins, April 11

Tyler Spillner, March 14

Angelo Cianfrocco, Feb. 28

Barrett Serrato, Feb. 21

Big Ten Pitcher of the Week

Joe Haase, April 4

Brad Schreiber, March 28

Matt Morgan, Feb. 21 & March 7

Johnny Bench Award Watch List

Kevin Plawecki

InsidePitching.com

Great Lakes Region Pitcher of the Week

Matt Morgan, March 7

BIG EAST-Big Ten Challenge All-Tourney Team

Selected by CollegeBaseball360.com

Matt Morgan

Kevin Plawecki

Barrett Serrato (Honorable Mention)

CollegeBaseball360.com Primetime Performer

Matt Morgan, Feb. 21

Big Ten Preseason Players to Watch & Perfect

Game USA Top Prospects in Big Ten for 2012

Kevin Plawecki (2nd)

Brad Schreiber (3rd)

Cameron Perkins (6th)

Perfect Game USA Preseason All-Big Ten

Kevin Plawecki

CollegeBaseballInsider.com Preseason Big Ten Poll

Top Defensive Catcher & Top Throwing Catcher

Kevin Plawecki

RECORD SEVEN PURDUE PLAYERS EARN BIG TEN WEEKLY HONORS

• **Cameron Perkins** (Player, April 11) and **Joe Haase** (Pitcher, April 4) were the latest Boilermakers to win their first career Big Ten weekly awards. Perkins was recognized after posting multiple hits in all three games of the Michigan series (April 8-10). Haase was honored for his complete-game shutout of Minnesota April 2 at Target Field. Purdue has had seven different weekly honorees, garnering at least one award following seven of the first eight weekends of the year.

• Since the Big Ten began recognizing Players and Pitchers of the Week in 1990, the seven different Boilermakers honored this year represents a new program high. Previously, Purdue had four honorees in 1997 and 2006. And with **Matt Morgan** winning Pitcher of the Week twice, the eight weekly honors are also a new team benchmark. The Boilermakers won five weekly awards in 2003 and 2006. **Brad Schreiber** has also been named Pitcher of the Week and teammates **Barrett Serrato**, **Angelo Cianfrocco** and **Tyler Spillner** have been honored as the league's top player over a seven-day stretch.

HAASE'S SHUTOUT, PERKINS' HOMERS HIGHLIGHT SERIES AT TARGET FIELD

• **Joe Haase** worked his first career complete-game shutout and **Cameron Perkins** went deep twice to highlight Purdue's Big Ten-opening series at Minnesota (April 1-2), which was played at Target Field.

• Perkins hit both of his home runs to left field, connecting for a solo shot to lead off the seventh inning of game one and hitting a three-run shot in the third inning of game two. It marked the second time this season he has homered in back-to-back games. He finished the series 6-for-12 with five RBIs. **Stephen Talbott** was also a productive 6-for-11 with three RBIs and three runs scored while making some solid defensive plays in left field.

HAASE POSTS SCORELESS-INNINGS STREAK

• Thanks in part to a complete-game shutout in his first career Big Ten start, **Joe Haase** was able to record a consecutive scoreless-innings streak of 14 over four appearances. It was snapped when Michigan scored in the first inning of the April 10 series finale. But the Wolverines managed to score just the one run against the junior. Haase has surrendered only two earned runs over his last 26 1/3 innings pitched, good for a 0.68 ERA in his last six appearances.

• Before Michigan snapped the scoreless-innings streak, top-ranked Vanderbilt (March 15) had been the last team to score against Haase. But the Commodores didn't score while Haase was actually on the mound in the fourth, fifth and sixth innings (an inherited runner scored against the bullpen in the sixth). Thus, it was a streak of 17 consecutive innings since a team had scored while Haase was literally on the mound. His ERA has dropped from 4.79 to 2.86 during his scoreless-innings streak.

• Haase has pitched in 11 games this year, making seven starts. Coincidentally, he's been on the mound in some of Purdue's biggest games of the year so far. His finest performance came on the big stage of Target Field in the Big Ten-opening series at Minnesota, striking out a career-high seven in his first collegiate complete-game shutout. He scattered seven singles and did not give up a hit after the sixth inning.

• The junior pitched in relief in the wins against nationally-ranked Connecticut and Pittsburgh at the season-opening BIG EAST-Big Ten Challenge. Haase led Purdue to another win against a nationally-ranked team when he beat Louisville with 8 2/3 innings of solid work in the March 8 midweek opener. He started the game against top-ranked Vanderbilt on the spring break trip, as well as the home opener against Illinois State.

JOE HAASE VS. ELITE COMPETITION									
Date	Opponent	Dec	IP	H	R-ER	BB	K		
2/18	vs Connecticut	ND	1 1/3	1	1-0	2	1		
2/20	vs Pittsburgh	ND	1/3	2	0-0	0	0		
3/08	at Louisville	W	8 2/3	8	4-2	0	3		
3/15	at Vanderbilt	L	5 1/3	9	5-5	2	4		
3/22	Illinois State	ND	2	0	0-0	0	3		
4/02	at Minnesota	W	9	7	0-0	2	7		
			2-1	26 2/3	28	10-7	6	18	
					2.36 ERA		.262 B/AVG		

TALBOTT STILL A PERFECT BASE THIEF

• Purdue has been active on the base paths for much of the season, successfully stealing at least one base in 28 of the first 37 games. Eleven Boilermakers have swiped at least one base but **Stephen Talbott** leads the way at a perfect 14-for-14. The sophomore is also a perfect 19-for-19 in his career.

• Talbott enters the weekend leading the Big Ten with 43 runs scored. He did not batter any higher than eighth in the lineup until getting a chance to leadoff in the finale of the Tennessee Tech series (March 20). But for the season he has batted no higher than seventh in 29 of the 36 games he has started.

• Talbott was the only Boiler that hit safely in all eight games of the spring break trip, finishing the road trip through Tennessee with a team-best .406 batting average. He finished a home run shy of the cycle in the March 12 win at Tennessee-Martin.

• **TALBOTT ON SPRING BREAK: .406 (13-for-32), 5 2B, 3B, 4 RBI, 9 R, 2 HBP, 4 SB**

PLAWECKI AMONG THE BIG TEN'S TOUGHEST TO K

• **Kevin Plawecki** ranks second on the team with a .357 batting average and has emerged as one of the toughest players to strikeout in the Big Ten. He has whiffed only eight times in 140 at-bats (169 plate appearances) to rank second in the Big Ten and 27th nationally in toughest to K entering the week. The sophomore has fanned just once every 17.5 at-bats (and once every 21.1 plate appearances). For his college career, he has gone down on strikes only 19 times in 344 at-bats (398 plate appearances).

• **PLAWECKI IN MARCH: .393 (24-for-61), 4 2B, 9 RBI, 13 R, 4 BB, 8 HBP, .479 OBP**

SEVEN RELIEVERS ALREADY WITH AT LEAST ONE SAVE

• The Purdue bullpen has continued to backup the starting pitchers with solid relief work. Seven pitchers have teamed up for Purdue's conference-leading 14 saves.

Nick Wittgren has closed out eight wins and pitched in relief a team-high 16 times.

Lance Breedlove, Calvin Gunter, Blake Mascarello, Pat Gannon, Sean Collins and **Mike Sudbury** have also earned saves while recording the final out of a game.

• Wittgren's most impressive outing came in the Feb. 20 win against Pittsburgh. He slammed the door on a potential Pitt rally with the bases loaded and one out in the seventh inning. He entered the game with the Boilers clinging to a one-run lead in the seventh and struck out the No. 4 and 5 hitters in the Pitt lineup to leave the bases loaded. After a 1-2-3 eighth inning, the Panthers posted back-to-back two-out hits against the sophomore right-hander in the ninth. But he again retired the Pitt cleanup hitter to close out the victory.

• Mascarello backed up Breedlove with 3 2/3 scoreless innings of relief in game two of the Lipscomb series.

• Gannon struck out a career-high seven and pitched over four leadoff singles while closing out the March 18 series-opening win at Tennessee Tech.

• Collins struck out four of the seven batters he faced to earn a save in the April 13 win versus IPFW in downtown Fort Wayne.

• Seven different pitchers had at least one save last season as Purdue totaled 14 as a team, none having more than three saves.

INJURY UPDATES; RAMER PROVIDES TRUE RELIEF

• Purdue lost **Ryan Bridges** for the remainder of the season when he broke the fibula in his right leg on a play at first base in the April 10 series finale against Michigan. Bridges had started 24 of the first 31 games at first base, including 19 in a row. He landed awkwardly on his leg after colliding with the Michigan first baseman near the bag while trying to beat out a sacrifice bunt. The U-M player had jumped in the air to try to catch a wild throw and came down on top of Bridges.

• The March 11 series-opening win at Tennessee-Martin also came at a steep price for Purdue. Starting pitcher **Matt Morgan** and **Angelo Cianfrocco** both left the game early with injuries and were sidelined for the rest of the month. Morgan struggled with his control due to a finger injury and Cianfrocco reinjured his right shoulder while hitting a foul ball.

• Morgan returned to the rotation for the Big Ten-opening series at Minnesota (April 1-2), pitching into the fifth inning. Cianfrocco returned to the lineup for the Michigan series (April 8-10) but has been limited to a designated hitter role.

• Morgan's injury forced him from the game with one out in the third inning of the series opener at UT Martin. **Robert Ramer** picked up the slack out of the bullpen, working five innings of one-run relief to earn the victory. He struck out a career-high five while matching the longest outing of his career. Ramer went on to start the series openers at Tennessee Tech and Bradley, again working five solid innings. He earned the win at Tech but settled for a no decision against Bradley.

– QUALITY PITCHING PERFORMANCES –

Pitcher (W/L/S/ND)	Opponent	IP	ER	K
Matt Morgan (W)	UConn	5.2	0	5
Nick Wittgren (ND)	UConn	2	1	1
Brad Schreiber (W)	Pitt	6	2	7
Nick Wittgren (S)	Pitt	2.2	0	3
Sean Collins (W)	Morehead	2	0	4
Lance Breedlove (S)	Morehead	3	0	3
Blake Mascarello (ND)	Morehead	5	3	4
Robert Ramer (ND)	Morehead	3	0	3
Brad Schreiber (W)	Morehead	6	1	5
Pat Gannon (ND)	Morehead	3	0	1
Matt Morgan (W)	Lipscomb	9	0	10
Lance Breedlove (W)	Lipscomb	5.1	3	1
Blake Mascarello (S)	Lipscomb	3.2	0	4
Nick Wittgren (S)	Lipscomb	3	1	2
Joe Haase (W)	Louisville	8.2	4	3
Robert Ramer (W)	UT Martin	5	1	5
Nick Wittgren (S)	UT Martin	1	0	0
Blake Mascarello (ND)	UT Martin	3	0	4
Nick Wittgren (W)	UT Martin	2	1	2
Brad Schreiber (ND)	UT Martin	7	4	4
Matt Gibbs (ND)	Belmont	2	1	0
Robert Ramer (W)	Tenn. Tech	5	2	4
Pat Gannon (S)	Tenn. Tech	4	0	7
Brad Schreiber (ND)	Tenn. Tech	6	4	8
Pat Gannon (ND)	Illinois State	2.2	1	1
Lance Breedlove (ND)	Illinois State	2.2	1	2
Calvin Gunter (W)	Wabash	5	0	5
Nick Wittgren (ND)	Wabash	1	0	3
Robert Ramer (ND)	Bradley	5	3	3
Brad Schreiber (W)	Bradley	6	0	7
Joe Haase (ND)	Bradley	2	0	3
Lance Breedlove (ND)	IPFW	2	0	1
Blake Mascarello (ND)	Minnesota	2.2	0	2
Joe Haase (W)	Minnesota	9	0	7
Nick Wittgren (ND)	Minnesota	4	1	2
Robert Ramer (W)	Butler	5.2	2	6
Matt Morgan (W)	Michigan	6	0	8
Nick Wittgren (S)	Michigan	3	0	6
Brad Schreiber (ND)	Michigan	6	2	7
Blake Mascarello (W)	Michigan	2.2	0	2
Joe Haase (ND)	Michigan	7	1	7
Robert Ramer (ND)	Ball State	6	3	4
Lance Breedlove (ND)	IPFW	3.1	0	1
Matt Morgan (W)	Penn State	6	2	2
Nick Wittgren (S)	Penn State	2.1	0	4
Brad Schreiber (ND)	Penn State	5.1	3	5
Blake Mascarello (L)	Penn State	2.2	1	2
Joe Haase (W)	Penn State	5.1	1	3
Lance Breedlove (ND)	Penn State	2	1	4
Pat Gannon (ND)	UIC	3	1	1
Mike Sudbury (S)	UIC	3	0	3

2011 Team Total: 51 – Wittgren 9, Schreiber 7, Breedlove 6, Mascarello 6, Ramer 6, Haase 5, Gannon 4, Morgan 4, Collins 1, Gibbs 1, Gunter 1, Sudbury 1.

Requirements for inclusion in this chart

• **Starter:** 6 IP & 4 ER or fewer –or– 5 IP & 3 ER or fewer

• **Long Relief:** 3 IP & 2 ER or fewer

• **Short Relief:** 2 IP & 1 ER or fewer –or– 1+ IP, no H/BB/HBP

THE LAST TIME...

- **Purdue Player had 7 at-bats** (7–Ties Purdue record)
7 - Tyler Spillner (at IPFW, 4-1-09)
- **Purdue player had 5 hits** (5–Ties Purdue record)
5 - Kevin Plawecki (at Tennessee Tech, 3-20-11)
- **Purdue player scored 5 runs** (5–Ties Purdue record)
5 - David Blount (at Morehead State, 2-27-11)
- **Purdue player had 7 RBIs** (9–Ties Purdue record)
8 - Neal Gorka (Indiana, 4-16-06)
- **Purdue player had 3 doubles** (4–Ties Purdue record)
3 - Nick Overmyer (Southeast Missouri, 2-28-09)
- **Purdue player had 2 triples** (2–Ties Purdue record)
2 - Tyler Spillner (Chicago State, 3-27-10)
- **Purdue player hit 2 home runs**
2 - Eric Charles (at UT Martin, 3-13-11)
- **Purdue player hit 3 home runs** (3–Ties PUR record)
3 - Dan Black (vs Indiana, 5-24-08)
- **Purdue player hit a grand slam**
Drew Madia (Penn State, 4-16-10)
- **Purdue pitcher recorded 10 strikeouts**
10 - Matt Morgan (at Lipscomb, 3-4-11)
- **Purdue Pitcher threw a 9-inning complete game**
Joe Haase (at Minnesota, 4-2-11)
- **Purdue shutout an opponent**
7-0 at Minnesota (4-2-11)
- **Purdue scored 20 runs** (Purdue record, 37)
22 - Western Illinois (3-23-08)
- **Purdue recorded 20 hits** (Purdue record, 26)
20 - at Morehead State (2-27-11)
- **Purdue recorded 20 RBIs** (Purdue record, 27)
22 - Western Illinois (3-23-08)
- **Purdue hit 7 doubles** (Purdue record, 10)
8 - at Morehead State (2-27-11)
- **Purdue hit 3 triples** (Purdue record, 4)
3 - at Ohio (3-19-10)
- **Purdue hit 5 home runs** (Purdue record, 6)
5 - Penn State (4-16-10)
- **Purdue struck out 12 batters** (Purdue record, 17)
14 - Michigan (4-8-11)
- **Purdue turned four double plays** (Purdue record, 5)
4 - IPFW (3-29-11)

SPILLNER SURGES THROUGH MARCH

- **Tyler Spillner** was Purdue's hottest hitter in the month of March, ending the month riding a career-best nine-game hitting streak (which he extended to 10 before it was snapped) and hitting safely in 13 of the final 14 games of the month total. He batted over .400 for the month even though he went 0-for-7 in the Lipscomb series the first weekend of March.
- The junior entered the month batting .276 and saw his average dip to .222 after the Lipscomb weekend. But the Purdue leadoff man batted .472 (25-for-53) over the final 13 games of March. He leads the team with 15 extra-base hits, recording 11 during his 10-game hit streak. He has also posted eight multi-hit efforts during his streak.
- **SPILLNER'S 10-GAME HIT STREAK: .475 (19-for-45), 5 2B, 3B, 2 HR, 7 RBI, 10 R, 4 BB**
- **SPILLNER IN MARCH: .413 (26-for-63), 11 XBH, 3 HR, 11 RBI, 18 R, 8 BB, .698 SLUG**

SCHREIBER CONSISTENT IN THE WEEKEND ROTATION

- **Brad Schreiber** has emerged as Purdue's most consistent starting pitcher this season. He has pitched at least five innings in each of his first eight starts and gone at least six innings in six of the eight. The sophomore took a no-hitter into the sixth inning of his Feb. 27 win at Morehead State and earned Big Ten Pitcher of the Week honors for six innings of shutout ball in his March 27 win against Bradley. He has left the game with the lead in five of his first eight starts. Purdue rallied to win his starts against Tennessee Tech (March 20) and Michigan (April 9)
- By winning each of his first three starts, Schreiber became the first Purdue weekend starter to open the season 3-0 since Jay Buente in 2006. Buente won three of his first four starts as the team's No. 1 arm, the lone no decision coming in a Purdue win at nationally-ranked North Carolina.

PLAWECKI NAMED TO JOHNNY BENCH AWARD WATCH LIST

- Sophomore catcher **Kevin Plawecki** has been named to the initial watch list for the Johnny Bench Award, which honors the nation's top Division I catcher. Forty-two catchers appeared on the initial watch list, which will be updated periodically until a list of semifinalists is unveiled May 19.
- Plawecki was a Freshman All-American in 2010 and is among the Big Ten's top prospects for the 2012 Major League Baseball First-Year Player Draft. He has batted cleanup in every game he has started this season and proved to be Purdue's toughest player to strikeout, going down on strikes only seven times in his first 151 plate appearances.

EIGHT-RUN NINTH INNING LIFTS PURDUE TO RUBBER GAME WIN AT TENN. TECH

- Purdue baseball scored eight times in the ninth inning to break open a tie game and defeat Tennessee Tech, 12-4, in the March 20 rubber game of the weekend series and finale of the eight-game spring break trip. The team's biggest rally since scoring nine times in a March 26, 2010, home win against Chicago State gave Purdue its fifth consecutive victorious weekend to begin the season.
- **Kevin Plawecki** tied a program single-game record with the first five-hit effort by a Boilermaker since April 2009. He singled five times and was hit by a pitch with the bases loaded in the ninth inning.
- **Stephen Talbott** knocked in the go-ahead run in the ninth with a squeeze bunt that he beat out for a hit. **Andrew Dixon** scored the go-ahead tally after opening the inning with a base hit.

Dixon later delivered a three-run triple in his second at-bat of the frame. **David Miller** also had two hits in the inning.

WALK-OFF LOSS SNAPS WIN STREAK; BOILERS VERSUS TOP-RANKED VANDY

- Purdue's eight-game win streak from Feb. 27-March 12 ended in dramatic fashion in the series finale at Tennessee-Martin. The Boilermakers carried a four-run lead into the bottom of the ninth inning and were two outs away from completing a three-game sweep. But the Skyhawks hit a pair of home runs in the ninth inning, including a walk-off two-run blast. It was Purdue's second walk-off loss of the season.
- March 15, the Boilers were shutout for the first time since April 2009 in a loss at top-ranked Vanderbilt (NCBWA poll). It marked the first time that Purdue played a team ranked No. 1 in the country since getting swept in a 2005 series at Texas.

McHUGH GOES DEEP FOR HIS FIRST COLLEGIATE HIT

- Freshman **Sean McHugh** made his first start for Purdue in the March 16 loss at Belmont and took advantage of the opportunity with a 2-for-3 showing. He was also hit by a pitch and scored twice. But the highlight of the day came in his first at-bat when he went deep to left field for his first collegiate hit. The two-run homer game Purdue a 3-0 lead in the second inning. McHugh also hit the first home run of the season (and so far only long ball) at Lambert Field, connecting for a solo blast to left field in the March 23 win against Wabash.

SPILLNER & CHARLES GO DEEP IN HOMER-HEAVY SERIES FINALE

- After no home runs were hit in the first two games of the Purdue-UT Martin series (March 11-13), both teams went deep three times in the finale. **Tyler Spillner** and **Eric Charles** both connected for homers, Spillner leading off the game with a long ball for the second time in his career. Charles, meanwhile, posted his first career multi-homer game with a solo shot and two-run blast. He joined **Angelo Cianfrocco** as Boilers with a multi-homer game this season and **Cameron Perkins**, **Kevin Plawecki** and **Stephen Talbott** as active Purdue players to accomplish the feat in their careers.
- Spillner and Charles had also gone deep at Tennessee-Martin's Skyhawk Field as freshmen in 2009. Charles has now hit three of his five career home runs and Spillner two of his five career long balls in Martin, Tenn.

- PURDUE ALL-TIME LEADERS -

TRIPLES

1.	Shannon Stigleman	13	1992-95
	Jermaine Allensworth	13	1991-93
	Jeff Allison	13	1984-87
4.	Rod Metzler	12	1994-97
5.	Two tied with	10	
7.	Tyler Spillner	9	2009-Pr
	Five others tied with	9	
13.	Two tied with	8	
15.	Eric Charles	7	2008-Pr

HIT BY PITCH

1.	John Hunter	39	2003-06
4.	Two tied with	28	
6.	Three tied with	25	
9.	Eric Charles	24	2008-Pr
	Three others tied with	24	
13.	Ben Fritz	23	2003-04
14.	Kevin Plawecki	22	2010-Pr
	Three others tied with	20	

STOLEN BASES

1.	Dave Scheitlin	70	1988-91
10.	David Blomberg	41	1998-01
11.	Two tied with	40	
13.	Two tied with	35	
15.	Two tied with	34	
	Tyler Spillner	30	2009-Pr
	Eric Charles	29	2008-Pr

STRIKEOUTS

1.	Matt Bischoff	291	2007-10
6.	Russ Morgan	215	1997-00
7.	Scott Byrnes	211	2002-05
8.	Mike Hedman	198	1994-97
9.	Sherard Clinkscales	190	1990-92
10.	Matt Morgan	186	2008-Pr

STRIKEOUTS PER NINE INNINGS (75 IP)

1.	Josh Linblom	8.785	2007-08
2.	Sherard Clinkscales	8.724	1990-92
3.	Andy Swain	8.221	1985-89
4.	Matt Bischoff	8.101	2007-10
5.	Matt Morgan	7.971	2008-Pr
6.	Matt Luce	7.803	1994-97

STRIKEOUTS PER NINE INNINGS (125 IP)

1.	Sherard Clinkscales	8.724	1990-92
2.	Andy Swain	8.221	1985-89
3.	Matt Bischoff	8.101	2007-10
4.	Matt Morgan	7.971	2008-Pr
5.	Matt Luce	7.803	1994-97

STRIKEOUT-TO-WALK RATIO (75 IP)

1.	Josh Linblom	5.000	2007-08
2.	Matt Bischoff	4.217	2007-10
3.	Mitch Pruemer	3.149	2002-05
4.	Andrew Groves	3.032	2004-07
5.	Andy Swain	2.759	1985-89
6.	Scott Byrnes	2.671	2002-05
7.	Ben Quick	2.648	2000-01
8.	Jay Buente	2.621	2003-06
9.	Matt Morgan	2.620	2008-Pr
10.	Chadd Blasko	2.476	2000-02

FEWEST WALKS PER NINE INNINGS (75 IP)

1.	Josh Linblom	1.757	2007-08
9.	Jeff Reder	2.694	1994-97
10.	Chadd Blasko	2.735	2000-02
11.	Brian Karpel	2.790	2002-04
12.	Bruce Alexander	2.833	1978-81
13.	Jay Buente	2.911	2003-06
14.	Rex Gingerich	2.951	2003-06
15.	Matt Morgan	3.043	2008-Pr

SAVES

1.	Andy Helmer	15	1997-00
4.	Two tied with	12	
6.	Kevin Cahill	9	2007-10
7.	Nick Wittgren	8	2011-Pr
	Five others tied with	8	
13.	Matt Skripsky	7	1999-03
14.	Two tied with	6	
	Calvin Gunter	4	2009-Pr
	Sean Collins	3	2009-Pr
	Joe Haase	2	2009-Pr
	Brad Schreiber	2	2010-Pr

2011 STARTING PITCHER BREAKDOWNS

DATE	OPPONENT	DEC	IP	H	R-ER	BB	K
- Matt Morgan (Sr, RHP) -							
2/18	vs Connecticut	W	5.2	3	0-0	2	5
2/26	at Morehead St.	ND	4+	7	8-2	4	4
3/4	at Lipscomb	W	9	3	0-0	2	10
3/11	at UT Martin	ND	2.1	2	1-1	1	1
4/1	at Minnesota	L	4.1	5	6-6	3	3
4/8	Michigan	W	6	4	0-0	2	8
4/15	at Penn State	W	6	4	2-2	2	2

- Joe Haase (Jr, RHP) -							
2/26	at Morehead St.	W	5	10	4-4	1	3
3/8	at Louisville	W	8.2	8	4-2	0	3
3/15	at Vanderbilt	L	5.1	9	5-5	2	4
3/22	Illinois State	ND	2	0	0-0	0	3
4/2	at Minnesota	W	9	7	0-0	2	7
4/10	Michigan	ND	7	6	1-1	3	7
4/17	at Penn State	W	5.1	3	3-1	5	3

- Brad Schreiber (So, RHP) -							
2/20	vs Pittsburgh	W	6	5	3-2	1	7
2/27	at Morehead St.	W	6	2	1-1	1	5
3/6	at Lipscomb	W	5	5	4-4	4	7
3/13	at UT Martin	ND	7	6	4-4	1	4
3/20	at Tenn. Tech	ND	6	7	4-4	2	8
3/27	Bradley	W	6	3	0-0	0	7
4/9	Michigan	ND	6	6	2-2	2	7
4/17	at Penn State	ND	5.1	2	3-3	5	5

- Robert Ramer (So, RHP) -							
3/18	at Tenn. Tech	W	5	6	3-2	2	4
3/25	at Bradley	ND	5	5	4-3	1	3
4/12	at Ball State	ND	6	6	4-3	0	4
4/20	at UIC	W	3	4	2-2	1	0

- Blake Mascarello (Jr, LHP) -							
2/19	vs Notre Dame	L	3+	6	5-5	0	1
2/26	at Morehead St.	ND	5+	7	7-3	1	4
3/16	at Belmont	L	3	9	7-7	1	2
4/13	vs IPFW	ND	3.1	5	3-2	2	2

- Lance Breedlove (Jr, RHP) -							
3/6	at Lipscomb	W	5.1	3	3-3	3	1
3/12	at UT Martin	ND	3	8	1-1	1	1
4/2	at Minnesota	L	3.1	5	2-1	1	1

- Calvin Gunter (So, RHP) -							
3/18	at Wabash	W	5	1	0-0	0	5
3/29	IPFW	W	4	4	1-1	4	3
4/6	at Butler	ND	3	4	5-5	1	4

- Nick Wittgren (So, RHP) -							
3/19	at Tenn. Tech	L	5.1	8	6-6	0	5

2011 WIN/SAVE

RELIEF APPEARANCES

DATE	OPPONENT	DEC	IP	H	R-ER	BB	K
- Nick Wittgren (So, RHP) -							
2/20	vs Pittsburgh	S	2.2	2	0-0	0	3
3/6	at Lipscomb	S	3	2	1-1	0	2
3/11	at UT Martin	S	1	0	0-0	0	0
3/12	at UT Martin	W	2	1	1-1	0	2
4/6	at Butler	S	1/3	0	0-0	0	1
4/8	Michigan	S	3	1	0-0	0	6
4/9	Michigan	S	1/3	0	0-0	0	0
4/12	at Ball State	S	1	0	0-0	0	0
4/15	at Penn State	S	2.2	2	1-0	0	4

- Sean Collins (Jr, RHP) -							
2/26	at Morehead St.	W	2	0	0-0	2	4
4/13	vs IPFW	S	1.2	0	0-0	1	4

- Robert Ramer (So, RHP) -							
3/11	at UT Martin	W	5	2	1-1	3	5
4/6	at Butler	W	5.2	6	3-2	0	6

- Lance Breedlove (Jr, RHP) -							
2/26	at Morehead St.	S	3	1	0-0	1	3
3/20	at Tenn. Tech	W	1	1	0-0	0	0

- Blake Mascarello (Jr, LHP) -							
2/26	at Lipscomb	S	3.2	2	0-0	0	4
4/9	Michigan	W	2.2	1	0-0	0	2

- Calvin Gunter (Jr, LHP) -							
3/8	at Louisville	S	1/3	0	0-0	0	1
4/12	at Ball State	W	2/3	1	0-0	0	1

- Pat Gannon (So, LHP) -							
3/18	at Tenn. Tech	S	4	6	0-0	0	7
4/13	vs IPFW	W	2/3	0	0-0	1	1

- Mike Sudbury (Jr, RHP) -							
4/20	at UIC	S	3	1	0-0	2	3

- CAREER-HIGH PERFORMANCES - HITS (MINIMUM 3)

PLAYER	TOTAL	OPPONENT & DATE
David Blount	5	Butler (4/22/09)
Kevin Plawecki	5	at Tenn. Tech (3/20/11)
Paytn Bieker	4	at Chicago State (4/20/10)
Eric Charles	4	on Four Occasions

Most Recently: vs IPFW (4/13/11)		
Cameron Perkins	4	On Two Occasions
Most Recently: at Belmont (3/16/11)		
Barrett Serrato	4	Butler (4/22/10)
Tyler Spillner	4	on Two Occasions
Most Recently: Bradley (3/27/11)		
Ryan Bridges	3	on Two Occasions
Most Recently: at UT Martin (3/11/11)		

Angelo Cianfrocco	3	on Four Occasions
Most Recently: at Illinois-Chicago (4/20/11)		
Andrew Dixon	3	at Lipscomb (3/6/11)
David Miller	3	on Four Occasions
Most Recently: at Penn State (4/15/11)		
Brad Schreiber	3	on Two Occasions
Most Recently: at Morehead State (2/26/11)		
Stephen Talbott	3	On Six Occasions
Most Recently: at Illinois-Chicago (4/20/11)		

RBIs (MINIMUM 3)

PLAYER	TOTAL	OPPONENT & DATE
David Blount	4	Butler (4/22/09)
Eric Charles	4	On Two Occasions
Most Recently: at Butler (4/6/11)		
Angelo Cianfrocco	4	Chicago State (3/26/10)
Cameron Perkins	4	On Three Occasions
Most Recently: Michigan (4/8/11)		
Kevin Plawecki	4	On Two Occasions
Most Recently: IPFW (4/13/11)		
Brad Schreiber	4	at Southern Illinois (3/5/10)
Barrett Serrato	4	at Penn State (4/17/11)
Tyler Spillner	4	vs Rutgers (2/28/10)
Stephen Talbott	4	at Missouri (3/30/10)
Payton Bieker	3	on Two Occasions
Most Recently: at Illinois-Chicago (4/20/11)		
Ryan Bridges	3	on Three Occasions
Most Recently: Bradley (3/27/11)		
Andrew Dixon	3	at Tenn. Tech (3/20/11)
Sean McHugh	3	Wabash (3/23/11)

MULTI-HOMER GAMES

PLAYER	HRs	OPPONENT & DATE
Eric Charles	2	at UT Martin (3/13/11)
Angelo Cianfrocco	2	at Morehead State (2/26/11)
Cameron Perkins	2	Northwestern (4/25/10)
Kevin Plawecki	2	Minnesota (4/4/10)
Stephen Talbott	2	at Missouri (3/30/10)

HOMERED IN BOTH GAMES OF A DOUBLEHEADER

PLAYER	HRs	OPPONENT & DATE
Cameron Perkins	2	at Morehead State (2/27/11)

LEADOFF HOME RUNS TO BEGIN A GAME

PLAYER	OPPONENT & DATE
Tyler Spillner	at Tenn. Tech (3/19/11)
Tyler Spillner	at UT Martin (3/13/11)
Tyler Spillner	at Chicago State (4/20/10)
Stephen Talbott	at Missouri (3/30/10)

INNINGS PITCHED (MINIMUM 5)

PLAYER	TOTAL	OPPONENT & DATE
Matt Morgan	9	on Two Occasions
Most Recently: at Lipscomb (3/4/11)		
Joe Haase	9	at Minnesota (4/2/11)
Blake Mascarello	7	Illinois State (3/24/10)
Brad Schreiber	7	at UT Martin (3/13/11)
Pat Gannon	6	Chicago State (3/26/10)
Robert Ramer	6	at Ball State (4/12/11)
Calvin Gunter	5 2/3	Michigan State (5/9/10)
Lance Breedlove	5 1/3	at Lipscomb (3/6/11)
Nick Wittgren	5 1/3	at Tenn. Tech (3/19/11)

STRIKEOUTS (MINIMUM 5)

— **PURDUE ACTIVE CAREER LEADERS** —

BATTING AVG (Min. 200 ABs)

1.	Cameron Perkins (So)	.353
2.	Kevin Plawecki (So)	.349
3.	Eric Charles (Jr)	.333

HITS

1.	Eric Charles (Jr)	164
2.	Tyler Spillner (Jr)	154
3.	Cameron Perkins (So)	132

DOUBLES

1.	Tyler Spillner (Jr)	30
2.	Eric Charles (Jr)	29
3.	Cameron Perkins (So)	28

TRIPLES

1.	Tyler Spillner (Jr)	9
2.	Eric Charles (Jr)	7
3.	Cameron Perkins (So)	5

HOME RUNS

1.	Cameron Perkins (So)	12
2.	Kevin Plawecki (So)	8
3.	Eric Charles (Jr)	5
	Tyler Spillner (Jr)	5

RBI

1.	Eric Charles (Jr)	86
2.	Kevin Plawecki (So)	79
3.	Tyler Spillner (Jr)	73

RUNS SCORED

1.	Eric Charles (Jr)	111
2.	Tyler Spillner (Jr)	103
3.	Cameron Perkins (So)	75

WALKS

1.	Tyler Spillner (Jr)	71
2.	Eric Charles (Jr)	60
3.	Barrett Serrato (Jr)	42

ON-BASE PCT (Min. 200 ABs)

1.	Eric Charles (Jr)	.420
2.	Kevin Plawecki (So)	.410
3.	Tyler Spillner (Jr)	.401

STOLEN BASES

1.	Tyler Spillner (Jr)	30
2.	Eric Charles (Jr)	29
3.	Stephen Talbott (So)	19

VICTORIES

1.	Matt Morgan (Sr)	14
2.	Brad Schreiber (So)	6
	Joe Haase (Jr)	6
	Robert Ramer (So)	6

GAMES STARTED

1.	Matt Morgan (Sr)	30
2.	Brad Schreiber (So)	9
3.	Blake Mascarello (Jr)	8

APPEARANCES

1.	Matt Morgan (Sr)	47
2.	Blake Mascarello (Jr)	43
3.	Joe Haase (Jr)	42

INNINGS PITCHED

1.	Matt Morgan (Sr)	210
2.	Joe Haase (Jr)	97 1/3
3.	Blake Mascarello (Jr)	86 1/3

STRIKEOUTS

1.	Matt Morgan (Sr)	186
2.	Blake Mascarello (Jr)	73
3.	Joe Haase (Jr)	71

SAVES

1.	Nick Wittgren (So)	8
2.	Calvin Gunter (Jr)	4
3.	Sean Collins (Jr)	3

ERA (Min. 40 innings)

1.	Joe Haase (Jr)	3.61
2.	Brad Schreiber (So)	3.77
3.	Robert Ramer (So)	4.20

AVG AGAINST (Min. 40 innings)

1.	Brad Schreiber (So)	.241
2.	Robert Ramer (So)	.247
3.	Joe Haase (Jr)	.281

2011 INNING-BY-INNING SCORING SUMMARY: ALL GAMES

	1	2	3	4	5	6	7	8	9	EX	Total
PURDUE	37	51	31	37	23	23	33	24	28	0	287
OPPONENTS	12	11	28	38	25	22	17	22	15	2	192
DIFFERENCE	+25	+40	+3	-1	-2	+1	+16	+2	+13	-2	+95

TWO-OUT RBI BREAKDOWN

	— 2011 —		— PURDUE CAREER —	
PLAYER	TWO-OUT RBIs	TOTAL RBIs	TWO-OUT RBIs	TOTAL RBIs
Payton Bieker	5	12	11	23
David Blount	2	6	10	35
Ryan Bridges	7	21	15	48
Eric Charles	9	30	24	86
Angelo Cianfrocco	3	9	11	28
Andrew Dixon	5	8	5	8
Jake Hansen	—	2	—	2
Sean McHugh	—	5	—	5
David Miller	9	23	9	23
Cameron Perkins	12	36	22	70
Kevin Plawecki	8	26	24	79
Brad Schreiber	1	3	4	18
Barrett Serrato	12	33	26	59
Tyler Spillner	7	21	20	73
Stephen Talbott	8	23	12	30

REACHED SAFELY TO BEGIN AN INNING: 2011

PLAYER	REACHED	OPPORTUNITIES	PERCENTAGE	OBP IN 2011
Chris Antonelli	2	2	1.000	.500
Payton Bieker	5	10	.500	.343
Kyle Bischoff	2	2	1.000	.364
David Blount	0	3	.000	.292
Ryan Bridges	4	10	.400	.388
Nick Burke	—	—	—	.000
Eric Charles	14	30	.467	.420
Angelo Cianfrocco	8	15	.533	.451
Patrick Coghlan	0	2	.000	.000
Collin DeDecker	0	2	.000	.000
Andrew Dixon	9	19	.474	.333
Jake Hansen	1	6	.167	.357
Sean McHugh	3	5	.600	.394
David Miller	10	22	.455	.484
Cameron Perkins	17	32	.531	.428
Kevin Plawecki	21	37	.568	.444
Brad Schreiber	1	3	.333	.412
Barrett Serrato	14	37	.378	.409
Tyler Spillner	23	57	.404	.402
Stephen Talbott	17	35	.486	.434

2011 INHERITED RUNNERS/SCORED RECAP

PITCHER	INHERITED	SCORED	PERCENTAGE	RELIEF APP
Lance Breedlove	8	6	.750	13
Tyler Calder	0	0	—	1
Sean Collins	11	1	.091	13
Pat Gannon	3	1	.333	12
Matt Gibbs	1	0	.000	4
Calvin Gunter	3	2	.667	5
Joe Haase	1	0	.000	4
Blake Mascarello	11	1	.091	11
Robert Ramer	10	6	.600	6
Mike Sudbury	6	3	.500	6
Nick Wittgren	15	3	.200	16
Team	69	23	.333	91

GROUND BALL DOUBLE PLAYS FORCED

	— 2011 —		— PURDUE CAREER —	
PITCHER	GDPs	INNINGS	GDPs	INNINGS
Lance Breedlove	2	31 1/3	2	31 1/3
Tyler Calder	0	2/3	0	10 1/3
Sean Collins	0	13	5	55 2/3
Pat Gannon	3	18	6	39 2/3
Matt Gibbs	0	4 2/3	0	4 2/3
Calvin Gunter	1	16 2/3	5	53 1/3
Joe Haase	4	47	11	97 1/3
Blake Mascarello	5	34	11	86 1/3
Matt Morgan	1	37 1/3	12	210
Robert Ramer	2	34 1/3	4	55 2/3
Brad Schreiber	1	47 1/3	4	71 2/3
Mike Sudbury	1	8 2/3	1	11 2/3
Nick Wittgren	2	33	2	33

2011 PURDUE BIG TEN ROSTER

<u>No.</u>	<u>Name</u>	<u>Pos</u>	<u>B-T</u>	<u>Ht</u>	<u>Wt</u>	<u>Yr</u>	<u>Hometown (High School/Previous College)</u>
PITCHERS							
1	Joe Haase	RHP	R-R	5-11	175	Jr	Knightstown, Ind. (Knightstown)
7	Pat Gannon	LHP	R-L	6-0	175	So	Evergreen Park, Ill (Brother Rice)
13	Blake Mascarello	LHP	L-L	6-1	200	Jr	Crown Point, Ind. (Crown Point)
18	Matt Morgan	RHP	R-R	5-11	170	Sr	Fishers, Ind. (Hamilton Southeastern)
28	Nick Wittgren	RHP	R-R	6-3	185	So	Lafayette, Ind. (McCutcheon/Parkland CC)
35	Calvin Gunter	LHP	L-L	6-0	175	Jr	Noblesville, Ind. (Noblesville/Toledo)
37	Sean Collins	RHP	R-R	6-5	215	Jr	Pendleton, Ind. (Pendleton Heights)
39	Mike Sudbury	LHP	L-L	6-7	200	Jr	Munster, Ind. (Munster/Ohio Dominican)
40	Brad Schreiber	RHP	R-R	6-4	235	So	Menasha, Wis. (Kimberly)
43	Robert Ramer	RHP	R-R	6-4	190	So	Sunnyvale, Calif. (Fremont/UC Riverside)
45	Lance Breedlove	RHP	R-R	6-1	165	Jr	Long Beach, Calif. (Los Alamitos/Long Beach City CC)
CATCHERS							
5	Payton Bieker	C/OF	R-R	5-10	165	Sr	Fort Wayne, Ind. (Snider/Vincennes Univ.)
17	Sean McHugh	C/1B	R-R	5-11	185	Fr	Leawood, Kan. (Blue Valley North)
26	Kevin Plawecki	C/1B	R-R	6-2	200	So	Carmel, Ind. (Westfield)
38	Kyle Bischoff	C	S-R	6-0	185	So	Decatur, Ind. (New Haven)
INFIELDERS							
2	Eric Charles	2B	R-R	5-10	180	Jr	Zionsville, Ind. (Zionsville)
6	Jake Hansen	SS/3B	R-R	5-8	160	So	Westfield, Ind. (Westfield)
15	David Blount	1B/UTL	R-R	5-11	185	Sr	Miami, Fla. (Palmetto)
22	Cameron Perkins	3B/1B	R-R	6-5	200	So	Indianapolis (Southport)
29	David Miller	SS/2B	L-R	5-8	175	Jr	St. Louis, Mo. (St. Louis Univ. High/SW Illinois CC)
OUTFIELDERS							
8	Angelo Cianfrocco	OF/1B	L-L	6-2	180	So	San Diego, Calif. (Westview)
11	Andrew Dixon	OF	L-R	5-9	175	Jr	Lafayette, La. (Lafayette/Hutchinson CC)
23	Barrett Serrato	OF/SS	L-R	6-2	185	Jr	West Chicago, Ill. (West Chicago)
36	Stephen Talbott	OF	R-R	6-3	195	So	Freehold, N.J. (Freehold Township)
44	Tyler Spillner	OF	L-R	6-1	185	Jr	Fort Wayne, Ind. (Northrop)
COACHING STAFF							
4	Doug Schreiber	Head Coach		13th Year		Third Base Coach/Pitching Changes	
25	Ryan Sawyers	Assistant Coach		4th Year		Pitching Coach/Mound Visits	
24	Jeff Duncan	Assistant Coach		2nd Year		Hitting Coach/First Base Coach	
12	Tristan McIntyre	Assistant Coach		1st Year		Bullpen Coach/First Base Coach	

Pronunciation Guide

#1 Joe **HAASE**: Hase (like Chase)
 #5 Payton **BIEKER**: Bee-ker
 #8 Angelo **CIANFROCCO**: See-ann-frock-oh
 #13 Blake **MASCARELLO**: Mask-uh-rell-oh
 #15 David **BLOUNT**: Blunt
 #23 Barrett **SERRATO**: Ser-rah-toe

#26 Kevin **PLAWECKI**: Plah-weck-ee
 #28 Nick **WITTGREN**: Witt-gren
 #36 Stephen **TALBOTT**: Tal-Bit (not Tall)
 #38 Kyle **BISCHOFF**: Bish-off
 #39 Mike **SUDBURY**: Sud-berry
 #43 Robert **RAMER**: Ray-mer




Opening in 2012

The New Northwest Baseball Facility

Construction to Begin Spring of 2011

Stadium to be located near the intersection of McCormick & Cherry on the northwest side of campus

The 2011 season will be Purdue's last at Lambert Field. The new northwest baseball facility is set to open for the 2012 home opener. The \$21 million baseball stadium, to be financed with athletics department funds, could eventually seat up to 2,500 spectators in the first phase of improvements to the Northwest Athletics Complex that includes the adjacent soccer facility. The intercollegiate baseball stadium will replace the existing 1,100-seat Lambert Field, which has been the team's home since 1965. Purdue will close out Lambert Field this year with an eight-game homestand from May 11-21, highlighted by Big Ten Conference series against Illinois and Iowa.





2010 Purdue Baseball
Overall Statistics for Purdue (as of Apr 21, 2011)
(2010 vs Northwestern Sorted by Batting avg)



Record: 2-2 Home: 1-2 Away: 0-0 Neutral: 1-0 Big Ten: 1-2

Player	avg	gp-gs	ab	r	h	2b	3b	hr	rbi	tb	slg%	bb	hp	so	gdp	ob%	sf	sh	sb-att	po	a	e	fld%
17 Madia, Drew	.444	3-2	9	3	4	1	0	1	2	8	.889	1	0	2	0	.500	0	0	0-0	14	0	0	1.000
21 Bridges, Ryan	.444	3-3	9	3	4	2	0	0	3	6	.667	1	0	0	1	.500	0	0	0-0	17	0	0	1.000
22 Perkins, Cameron	.400	4-4	15	5	6	1	0	2	3	13	.867	1	0	1	1	.412	1	0	2-2	3	6	1	.900
44 Spillner, Tyler	.333	4-4	18	3	6	1	1	0	1	9	.500	0	0	2	0	.333	0	0	2-2	6	0	0	1.000
11 Overmyer, Nick	.300	3-3	10	0	3	0	0	0	0	3	.300	1	0	0	0	.364	0	0	0-0	6	7	2	.867
2 Charles, Eric	.231	4-3	13	0	3	1	0	0	2	4	.308	0	0	2	0	.214	1	0	0-0	8	17	2	.926
26 Plawecki, Kevin	.200	4-4	15	1	3	1	0	0	4	4	.267	0	0	1	1	.188	1	0	0-0	30	6	1	.973
30 Moore, Jon	.200	4-3	10	1	2	0	0	0	1	2	.200	0	0	0	0	.182	1	1	1-1	6	0	0	1.000

29 Lilly, Jonathan	.600	1-1	5	2	3	0	0	0	0	3	.600	0	0	0	0	.600	0	0	0-0	1	0	0	1.000
5 Bieker, Payton	.250	3-2	4	1	1	0	0	0	1	1	.250	2	0	1	0	.500	0	0	1-1	3	2	1	.833
23 Serrato, Barrett	.250	2-1	4	1	1	0	0	0	1	1	.250	0	1	1	0	.400	0	0	0-0	2	3	0	1.000
28 Arthur, Barret	.000	4-1	7	0	0	0	0	0	0	0	.000	0	0	1	0	.000	0	0	0-0	3	0	0	1.000
40 Schreiber, Brad	.000	2-2	7	0	0	0	0	0	0	0	.000	0	0	2	0	.000	0	0	0-0	0	0	0	.000
8 Cianfrocco, Angelo	.000	2-1	4	0	0	0	0	0	0	0	.000	1	0	0	0	.200	0	0	0-0	7	1	0	1.000
15 Blount, David	.000	2-2	2	1	0	0	0	0	1	0	.000	1	0	0	1	.333	0	1	0-0	2	2	0	1.000
1 Haase, Joe	.000	1-0	0	0	0	0	0	0	0	0	.000	0	0	0	0	.000	0	0	0-0	0	0	0	.000
Totals	.273	4	132	21	36	7	1	3	19	54	.409	8	1	13	4	.310	4	2	6-6	108	48	8	.951
Opponents	.276	4	145	15	40	4	0	0	10	44	.303	15	1	34	4	.348	0	0	4-6	102	41	8	.947

LOB - Team (24), Opp (38). DPs turned - Team (4), Opp (5). IBB - Team (1), Bridges 1. Picked off - Moore 1.

(2010 vs Northwestern Sorted by Earned run avg)

Player	era	w-l	app	gs	cg	sho	sv	ip	h	r	er	bb	so	2b	3b	hr	b/avg	wp	hp	bk	sfa	sha
45 Bischoff, Matt	0.53	2-0	2	2	1	0/0	0	17.0	17	1	1	5	18	2	0	0	.258	1	0	0	0	0
14 Wurdack, Drew	2.57	0-0	2	0	0	0/0	1	7.0	9	4	2	2	7	1	0	0	.290	0	0	0	0	0
18 Morgan, Matt	9.00	0-1	1	1	0	0/0	0	6.0	9	6	6	2	7	1	0	0	.360	1	1	0	0	0

1 Haase, Joe	0.00	0-0	1	0	0	0/0	0	3.0	3	1	0	1	0	0	0	0	.250	0	0	0	0	0
40 Schreiber, Brad	0.00	0-0	1	0	0	0/0	0	1.1	1	0	0	0	2	0	0	0	.167	0	0	0	0	0
35 Gunter, Calvin	0.00	0-0	1	0	0	0/0	0	0.1	1	0	0	0	0	0	0	0	.500	0	0	0	0	0
12 Jansen, Matt	9.00	0-1	1	1	0	0/0	0	1.0	0	1	1	3	0	0	0	0	.000	0	0	0	0	0
31 Cahill, Kevin	27.00	0-0	1	0	0	0/0	0	0.1	0	2	1	2	0	0	0	0	.000	0	0	0	0	0
Totals	2.75	2-2	4	4	1	0/0	1	36.0	40	15	11	15	34	4	0	0	.276	2	1	0	0	0
Opponents	5.03	2-2	4	4	1	0/0	2	34.0	36	21	19	8	13	7	1	3	.273	0	1	0	4	2

Pickoffs - Team (0), Opp (1). SBA/ATT - Plawecki (4-6), Bischoff, M. (2-2), Schreiber (1-1), Haase (0-1), Morgan (1-1), Wurdack (0-1).

[Contact Us](#)

Purdue (24-12)
Baseball National Ranking Summary
Thru Games

[Back to team selections](#)[Big Ten - All Teams](#)

Category	Rank	Actual	National Leader	Actual
Batting Average (292 ranked)	15	0.315	New Mexico St.	0.352
Scoring (292 ranked)	17	7.5	James Madison	10.2
Runs (292 ranked)	17	270.0	James Madison	377.0
Hits (292 ranked)	16	402.0	James Madison	447.0
Doubles Per Game (292 ranked)	22	2.25	Temple	2.63
Doubles (292 ranked)	23	81.0	Kennesaw St.	95.0
Triples Per Game (292 ranked)	24	0.42	Grambling	0.94
Triples (292 ranked)	22	15.0	Grambling	31.0
Home Runs Per Game (292 ranked)	105	0.53	James Madison	1.7
Home Runs (292 ranked)	88	19.0	James Madison	63.0
Slugging Percentage (292 ranked)	30	0.447	James Madison	0.571
Stolen Bases Per Game (292 ranked)	59	1.53	James Madison	3.14
Stolen Bases (292 ranked)	57	55.0	James Madison	116.0
Base on Balls (292 ranked)	59	153.0	Florida St.	243.0
Sacrifice Bunts (292 ranked)	76	30.0	West Virginia	60.0
Hit by Pitch (292 ranked)	5	68.0	Campbell	105.0
Sacrifice Flies (292 ranked)	11	23.0	Southern U.	39.0
Earned Run Average (292 ranked)	110	4.23	East Carolina	2.08
Strikeouts Per Nine Innings (292 ranked)	50	7.8	Virginia	10.5
Hits Allowed Per Nine Innings (292 ranked)	186	10.14	UCLA	6.07
Walks Allowed Per Nine Innings (292 ranked)	27	2.75	UCLA	1.77
Fielding Percentage (292 ranked)	168	0.962	California	0.991
Double Plays Per Game (292 ranked)	143	0.78	Southern Miss.	1.4
Double Plays (292 ranked)	117	28.0	Southern Miss.	49.0
WL Pct (292 ranked)	34	0.667	Virginia	0.923

Category	Player	Rank	Actual	National Leader	Actual
Batting Average (500 ranked)	Cameron Perkins	102	0.377	Chad Zurcher, Memphis	0.488
	Kevin Plawecki	202	0.36		
	Eric Charles	453	0.331		
Runs Per Game (271 ranked)	Stephen Talbott	48	1.08	Jake Lowery, JMU	1.43
	Barrett Serrato	171	0.92		
	Kevin Plawecki	174	0.91		
	Eric Charles	190	0.89		
	Tyler Spillner	234	0.83		
Runs (500 ranked)	Stephen Talbott	31	39.0	Jake Lowery, JMU	53.0
	Barrett Serrato	129	33.0		
	Kevin Plawecki	152	32.0		
	Eric Charles	152	32.0		
	Tyler Spillner	224	30.0		
	Cameron Perkins	450	26.0		
Hits (500 ranked)	Cameron Perkins	24	57.0	Bryson Myles, SFAust	66.0
	Kevin Plawecki	142	49.0		
	Eric Charles	142	49.0		
	Tyler Spillner	242	46.0		
	Barrett Serrato	327	44.0		
Doubles Per Game (413 ranked)	Tyler Spillner	191	0.33	Jason Krizan, Dallas Baptist	0.68
	Cameron Perkins	263	0.31		



2011 Purdue Baseball
Overall Statistics for Purdue (as of Apr 21, 2011)
(LAST 10 GAMES Sorted by Batting avg)



Record: 8-2 Home: 2-1 Away: 5-1 Neutral: 1-0 Big Ten: 4-2

Player	avg	gp-gs	ab	r	h	2b	3b	hr	rbi	tb	slg%	bb	hp	so	gdp	ob%	sf	sh	sb-att	po	a	e	fld%
2 CHARLES, Eric	.447	10-10	38	11	17	3	1	0	9	22	.579	8	1	4	2	.553	0	1	2-3	28	19	5	.904
22 PERKINS, Cameron	.422	10-10	45	7	19	6	1	0	11	27	.600	2	2	3	3	.451	2	0	3-4	13	20	2	.943
29 MILLER, David	.348	10-8	23	10	8	1	0	0	9	9	.391	13	2	4	1	.605	0	2	4-4	15	27	3	.933
36 TALBOTT, Stephen	.316	10-10	38	15	12	2	1	0	7	16	.421	2	3	1	1	.395	0	2	3-3	10	0	1	.909
26 PLawecki, Kevin	.306	10-10	36	10	11	2	0	0	10	13	.361	6	3	4	1	.426	2	0	1-1	72	10	0	1.000
8 CIANFROCCO, Angelo	.304	6-6	23	4	7	2	0	0	3	9	.391	2	0	6	0	.360	0	0	0-0	0	0	0	.000
23 SERRATO, Barrett	.289	10-10	38	9	11	1	1	2	12	20	.526	7	0	2	1	.391	1	0	1-1	19	10	2	.935
44 SPILLNER, Tyler	.261	10-10	46	8	12	2	0	0	5	14	.304	4	1	4	0	.333	0	1	0-1	14	0	1	.933
5 BIEKER, Payton	.095	7-5	21	3	2	1	0	0	6	3	.143	2	1	3	0	.208	0	1	0-0	27	2	1	.967

42 ANTONELLI, Chris	.500	1-0	2	0	1	0	0	0	0	1	.500	0	0	0	0	.500	0	0	0-0	0	0	0	.000
11 DIXON, Andrew	.300	9-1	10	3	3	0	0	0	1	3	.300	1	0	1	0	.364	0	0	0-0	8	0	0	1.000
6 HANSEN, Jake	.250	3-1	4	1	1	0	0	0	1	1	.250	1	0	1	0	.400	0	0	0-0	3	5	2	.800
15 BLOUNT, David	.222	5-3	9	1	2	0	0	0	3	2	.222	1	0	1	1	.300	0	2	0-0	17	0	0	1.000
17 McHUGH, Sean	.000	4-2	7	1	0	0	0	0	0	0	.000	2	0	2	1	.222	0	0	0-0	18	0	0	1.000
21 BRIDGES, Ryan	.000	3-3	6	0	0	0	0	0	1	0	.000	1	0	2	0	.125	1	1	0-0	17	0	0	1.000
9 DeDECKER, Collin	.000	1-0	2	0	0	0	0	0	0	0	.000	0	0	1	0	.000	0	0	0-0	3	0	0	1.000
38 BISCHOFF, Kyle	.000	2-1	2	0	0	0	0	0	0	0	.000	0	0	2	0	.000	0	0	0-0	3	1	0	1.000
16 COGHLAN, Patrick	.000	1-0	1	0	0	0	0	0	0	0	.000	0	0	0	0	.000	0	0	0-0	0	0	0	.000
31 BURKE, Nick	.000	1-0	0	0	0	0	0	0	0	0	.000	0	0	0	0	.000	0	0	0-0	0	0	0	.000
Totals	.302	10	351	83	106	20	4	2	78	140	.399	52	13	41	11	.405	6	10	14-17	270	106	17	.957
Opponents	.241	10	349	38	84	19	2	5	33	122	.350	32	10	83	5	.321	1	5	11-13	267	116	15	.962

LOB - Team (82), Opp (89). DPs turned - Team (7), Opp (13). Picked off - TALBOTT 1.

(LAST 10 GAMES Sorted by Earned run avg)

Player	era	w-l	app	gs	cg	sho	sv	ip	h	r	er	bb	so	2b	3b	hr	b/avg	wp	hp	bk	sfa	sha
1 HAASE, Joe	1.46	1-0	2	2	0	0/0	0	12.1	9	4	2	8	10	1	0	0	.196	1	0	0	0	0
18 MORGAN, Matt	1.50	2-0	2	2	0	0/1	0	12.0	8	2	2	4	10	1	1	0	.190	1	3	0	0	1
40 SCHREIBER, Brad	3.97	0-0	2	2	0	0/0	0	11.1	8	5	5	7	12	2	0	1	.216	1	3	1	1	2
43 RAMER, Robert	4.30	2-0	4	2	0	0/0	0	14.2	17	9	7	2	10	6	0	0	.274	0	1	0	0	0

28 WITTGREN, Nick	0.00	0-0	5	0	0	0/1	5	7.0	3	1	0	0	11	0	0	0	.120	0	1	0	0	0
39 SUDBURY, Mike	0.00	0-0	1	0	0	0/0	1	3.0	1	0	0	2	3	1	0	0	.100	0	1	0	0	0
7 GANNON, Pat	1.69	1-0	4	0	0	0/0	0	5.1	10	1	1	3	2	5	0	0	.385	0	0	0	0	0
37 COLLINS, Sean	2.25	0-1	3	0	0	0/0	1	4.0	2	1	1	1	5	0	0	1	.143	0	1	0	0	0
45 BREEDLOVE, Lance	2.45	0-0	5	0	0	0/0	0	7.1	11	6	2	1	7	2	1	0	.324	0	0	0	0	1
13 MASCARELLO, Blake	2.89	1-1	4	1	0	0/0	0	9.1	10	4	3	3	8	1	0	0	.278	0	0	0	0	1
35 GUNTER, Calvin	12.27	1-0	2	1	0	0/0	0	3.2	5	5	5	1	5	0	0	3	.294	0	0	0	0	0
Totals	2.80	8-2	10	10	0	1/1	7	90.0	84	38	28	32	83	19	2	5	.241	3	10	1	1	5
Opponents	7.28	2-8	10	10	0	0/0	0	89.0	106	83	72	52	41	20	4	2	.302	13	13	2	6	10

PB - Team (1), PLawecki 1, Opp (2). Pickoffs - Team (1), MORGAN 1, Opp (1). SBA/ATT - PLawecki (7-8), BIEKER (4-5), HAASE (4-4), MORGAN (3-3), RAMER (1-2), SCHREIBER (1-2), BREEDLOVE (1-1), MASCARELLO (1-1).



2011 Purdue Baseball
Conference statistics for Purdue (as of Apr 17, 2011)
(Big Ten games only Sorted by Batting avg)



Record: 5-4 Home: 2-1 Away: 3-3 Big Ten: 5-4

Player	avg	gp-gs	ab	r	h	2b	3b	hr	rbi	tb	slg%	bb	hp	so	gdp	ob%	sf	sh	sb-att	po	a	e	fld%
22 PERKINS, Cameron	.474	9-9	38	6	18	5	1	2	13	31	.816	1	2	1	1	.500	1	1	2-3	3	18	2	.913
23 SERRATO, Barrett	.389	9-9	36	9	14	1	1	2	8	23	.639	3	0	3	0	.425	1	0	3-3	12	1	0	1.000
36 TALBOTT, Stephen	.364	9-9	33	10	12	2	1	0	6	16	.485	2	3	1	1	.447	0	3	1-1	14	0	1	.933
2 CHARLES, Eric	.306	9-9	36	8	11	3	1	0	0	16	.444	7	0	3	2	.419	0	1	1-1	22	21	2	.956
26 PLawecki, Kevin	.265	9-9	34	8	9	2	0	0	6	11	.324	4	1	4	3	.341	2	0	1-1	69	11	2	.976
29 MILLER, David	.240	9-9	25	4	6	1	0	0	5	7	.280	13	1	6	0	.513	0	1	4-4	12	27	4	.907
44 SPILLNER, Tyler	.231	9-9	39	4	9	1	0	0	5	10	.256	3	2	5	0	.318	0	1	0-2	18	0	0	1.000

21 BRIDGES, Ryan	.273	5-5	11	1	3	2	0	0	3	5	.455	2	0	3	0	.357	1	1	0-1	28	1	0	1.000
8 CIANFROCCO, Angelo	.200	4-4	15	1	3	1	0	0	1	4	.267	2	0	4	0	.294	0	0	0-0	0	0	0	.000
15 BLOUNT, David	.200	3-2	5	0	1	0	0	0	2	1	.200	0	0	1	1	.200	0	2	0-0	11	0	0	1.000
5 BIEKER, Payton	.143	6-4	14	0	2	0	0	0	0	2	.143	2	1	0	0	.294	0	1	0-1	12	1	1	.929
11 DIXON, Andrew	.143	7-0	7	1	1	0	0	0	2	1	.143	0	0	0	0	.143	0	1	0-0	3	0	0	1.000
17 McHUGH, Sean	.100	5-3	10	1	1	0	0	0	0	1	.100	4	0	3	1	.357	0	0	0-0	30	1	0	1.000
6 HANSEN, Jake	.000	1-0	1	0	0	0	0	0	0	0	.000	0	0	0	0	.000	0	0	0-0	0	1	0	1.000
Totals	.296	9	304	53	90	18	4	4	51	128	.421	43	10	34	9	.395	5	12	12-17	237	91	13	.962
Opponents	.241	9	299	32	72	12	4	2	26	98	.328	31	9	71	4	.327	4	5	10-12	240	105	8	.977

LOB - Team (81), Opp (80). DPs turned - Team (6), Opp (11). CI - Team (1), PLawecki 1. Picked off - BIEKER 1, PERKINS 1, BRIDGES 1.

(Big Ten games only Sorted by Earned run avg)

Player	era	w-l	app	gs	cg	sho	sv	ip	h	r	er	bb	so	2b	3b	hr	b/avg	wp	hp	bk	sfa	sha
1 HAASE, Joe	0.84	2-0	3	3	1	1/0	0	21.1	16	4	2	10	17	1	0	0	.203	1	2	0	0	0
28 WITTGREN, Nick	0.93	0-0	4	0	0	0/1	3	9.2	6	2	1	1	12	0	1	0	.167	0	0	0	1	0
13 MASCARELLO, Blake	1.93	1-1	5	0	0	0/0	0	9.1	9	3	2	2	8	1	0	0	.265	0	0	0	0	1
40 SCHREIBER, Brad	3.97	0-0	2	2	0	0/0	0	11.1	8	5	5	7	12	2	0	1	.216	1	3	1	1	2
18 MORGAN, Matt	4.41	2-1	3	3	0	0/1	0	16.1	13	8	8	7	13	2	1	0	.224	1	4	0	1	2

7 GANNON, Pat	0.00	0-0	2	0	0	0/0	0	1.2	3	0	0	1	0	1	0	0	.375	0	0	0	0	0
45 BREEDLOVE, Lance	2.84	0-1	5	1	0	0/0	0	6.1	11	7	2	2	7	3	1	0	.344	2	0	0	1	0
37 COLLINS, Sean	3.86	0-1	2	0	0	0/0	0	2.1	2	1	1	0	1	0	0	1	.222	0	0	0	0	0
43 RAMER, Robert	27.00	0-0	2	0	0	0/0	0	0.2	4	2	2	1	1	2	1	0	.667	0	0	0	0	0
Totals	2.62	5-4	9	9	1	2/1	3	79.0	72	32	23	31	71	12	4	2	.241	5	9	1	4	5
Opponents	5.62	4-5	9	9	0	0/0	1	80.0	90	53	50	43	34	18	4	4	.296	7	10	1	5	12

PB - Team (1), PLawecki 1, Opp (3). Pickoffs - Team (1), MORGAN 1, Opp (3). SBA/ATT - PLawecki (8-10), HAASE (4-4), MORGAN (3-3), BIEKER (2-2), SCHREIBER (1-2), MASCARELLO (1-1), WITTGREN (0-1), BREEDLOVE (1-1).



**2011 Purdue Baseball
Overall Statistics for Purdue (as of Apr 20, 2011)
(All games Sorted by Batting avg)**



Record: 25-12 Home: 5-2 Away: 17-9 Neutral: 3-1 Big Ten: 5-4

Player	avg	gp-gs	ab	r	h	2b	3b	hr	rbi	tb	slg%	bb	hp	so	gdp	ob%	sf	sh	sb-att	po	a	e	fld%
22 PERKINS, Cameron	.374	36-36	155	26	58	11	3	4	36	87	.561	6	10	15	3	.428	2	2	8-10	28	74	7	.936
26 PLawecki, Kevin	.357	36-36	140	33	50	8	0	0	26	58	.414	13	12	8	6	.444	4	0	2-4	228	28	4	.985
2 CHARLES, Eric	.340	37-37	150	33	51	10	3	2	30	73	.487	15	8	16	3	.420	3	1	7-11	88	95	9	.953
23 SERRATO, Barrett	.331	37-36	139	35	46	8	2	2	33	64	.460	18	3	22	3	.409	4	1	5-6	42	29	7	.910
36 TALBOTT, Stephen	.328	37-36	128	43	42	10	2	0	23	56	.438	13	11	16	3	.434	0	7	14-14	45	1	2	.958
44 SPILLNER, Tyler	.315	37-36	149	31	47	12	1	3	21	70	.470	20	3	18	2	.402	2	4	5-9	60	1	5	.924
21 BRIDGES, Ryan	.313	27-24	80	10	25	9	0	2	21	40	.500	11	2	14	3	.388	5	4	2-4	190	15	1	.995
29 MILLER, David	.293	33-26	92	22	27	2	0	2	23	35	.380	26	8	14	1	.484	0	2	6-8	36	85	10	.924

8 CIANFROCCO, Angelo	.381	17-17	63	18	24	7	1	2	9	39	.619	7	1	18	2	.451	0	0	1-1	46	0	0	1.000
40 SCHREIBER, Brad	.286	4-4	14	0	4	1	0	0	3	5	.357	2	1	6	0	.412	0	0	0-0	0	7	0	1.000
6 HANSEN, Jake	.261	17-3	23	2	6	2	0	0	2	8	.348	3	1	3	0	.357	1	1	0-1	9	11	4	.833
42 ANTONELLI, Chris	.250	4-0	4	0	1	0	0	0	0	1	.250	1	1	0	1	.500	0	0	0-0	0	0	0	.000
11 DIXON, Andrew	.246	30-11	57	12	14	1	1	0	8	17	.298	4	4	9	1	.333	1	3	4-5	44	0	2	.957
5 BIEKER, Payton	.224	24-15	58	10	13	3	2	0	12	20	.345	10	1	8	0	.343	1	2	1-2	63	4	1	.985
38 BISCHOFF, Kyle	.222	11-3	9	0	2	0	0	0	1	2	.222	1	1	3	0	.364	0	1	0-0	16	2	0	1.000
17 McHUGH, Sean	.208	15-7	24	6	5	1	0	2	5	12	.500	7	1	5	1	.394	1	0	0-0	44	1	0	1.000
15 BLOUNT, David	.190	15-6	21	6	4	1	0	0	6	5	.238	2	1	5	1	.292	0	3	0-0	18	2	0	1.000
9 DeDECKER, Collin	.000	7-0	8	0	0	0	0	0	0	0	.000	0	0	5	0	.000	0	0	0-0	6	0	0	1.000
16 COGLAN, Patrick	.000	2-0	2	0	0	0	0	0	0	0	.000	0	0	1	0	.000	0	0	0-0	0	0	0	.000
31 BURKE, Nick	.000	2-0	1	0	0	0	0	0	0	0	.000	0	0	1	0	.000	0	0	0-0	1	0	0	1.000
Totals	.318	37	1317	287	419	86	15	19	259	592	.450	159	69	187	30	.412	24	31	55-75	978	392	54	.962
Opponents	.281	37	1307	192	367	82	9	14	170	509	.389	101	29	280	22	.343	11	17	21-32	987	420	61	.958

LOB - Team (326), Opp (297). DPs turned - Team (28), Opp (37). CI - Team (2), PLawecki 2. IBB - Team (3), SERRATO 1, PLawecki 1, PERKINS 1, Opp (1). Picked off - PERKINS 3, SPILLNER 2, TALBOTT 1, BRIDGES 1, BIEKER 1, PLawecki 1, CIANFROCCO 1.

(All games Sorted by Earned run avg)

Player	era	w-l	app	gs	cg	sho	sv	ip	h	r	er	bb	so	2b	3b	hr	b/avg	wp	hp	bk	sfa	sha
1 HAASE, Joe	2.49	4-1	11	7	1	1/0	0	47.0	50	18	13	15	35	10	0	1	.262	1	6	1	0	0
18 MORGAN, Matt	2.65	4-1	7	7	1	1/1	0	37.1	28	17	11	16	33	7	2	1	.207	5	7	0	1	3
40 SCHREIBER, Brad	3.80	4-0	8	8	0	0/0	0	47.1	36	21	20	16	50	12	0	2	.209	4	4	1	2	3

7 GANNON, Pat	2.50	1-0	12	0	0	0/0	1	18.0	26	5	5	8	13	9	0	0	.338	0	1	0	0	0
39 SUDBURY, Mike	3.12	0-0	6	0	0	0/0	1	8.2	12	3	3	4	5	4	0	0	.343	1	2	0	0	0
37 COLLINS, Sean	3.46	1-3	13	0	0	0/0	1	13.0	18	7	5	3	17	1	0	2	.327	0	1	1	0	2
28 WITTGREN, Nick	4.36	1-2	17	1	0	0/1	8	33.0	30	18	16	4	35	3	3	2	.246	2	2	0	4	2
43 RAMER, Robert	4.72	4-0	10	4	0	0/0	0	34.1	36	22	18	11	28	11	1	2	.265	1	2	2	0	2
45 BREEDLOVE, Lance	4.88	2-1	16	3	0	0/0	1	31.1	47	25	17	7	18	5	2	0	.331	3	0	1	2	1
27 GIBBS, Matt	5.79	0-0	4	0	0	0/0	0	4.2	11	4	3	2	1	3	0	0	.440	1	0	0	0	0
13 MASCARELLO, Blake	5.82	1-4	15	4	0	0/0	1	34.0	44	30	22	8	29	12	1	0	.314	1	2	0	0	3
35 GUNTER, Calvin	10.26	3-0	8	3	0	0/0	1	16.2	25	19	19	7	16	4	0	4	.352	0	2	0	2	1
32 CALDER, Tyler	40.50	0-0	1	0	0	0/0	0	0.2	4	3	3	0	0	1	0	0	.667	0	0	0	0	0
Totals	4.20	25-12	37	37	2	3/1	14	326.0	367	192	152	101	280	82	9	14	.281	19	29	6	11	17
Opponents	6.40	12-25	37	37	1	1/1	3	329.0	419	287	234	159	187	86	15	19	.318	33	69	5	24	31

PB - Team (3), PLawecki 3, Opp (7). Pickoffs - Team (2), MORGAN 1, WITTGREN 1, Opp (10). SBA/ATT - PLawecki (17-27), HAASE (7-8), BREEDLOVE (5-7), BIEKER (4-5), RAMER (2-4), SCHREIBER (2-4), MORGAN (3-3), WITTGREN (0-2), MASCARELLO (1-2), COLLINS (0-1), GANNON (1-1).