

PURDUE BOILERMAKERS

2021-22 BASKETBALL GAME NOTES

MBB Contact: Chris Forman ▶▶ Email: cforman@purdue.edu ▶▶ Office: 765.494.3201 ▶▶ Cell: 413.687.4590 ▶▶ Address: 900 John Wooden Drive, West Lafayette, IN 47907

GAME 15 // PURDUE LOOKS TO BOUNCE BACK AGAINST FORMER ASSISTANT



[3 / 3] PURDUE (12-2 / 1-2 BIG TEN) vs. PENN STATE (7-5 / 2-2 BIG TEN)

Saturday, January 8, 2022 • Noon ET • State College, Pa. • Bryce Jordan Center (15,261)

TELEVISION: BTN (Cory Provus, Jess Settles) | Satellite Radio (SIRIUS 158, XM 195, SXM App 957)

RADIO: 22 stations on the Purdue Radio Network and on Varsity Sports Network (online); Rob Blackman and Bobby Riddell.

LIVE STATS: PurdueStats.com // SOCIAL MEDIA: @BoilerBall on Twitter, Instagram and Facebook

	Record	12-2	VS.	Record	7-5	
	Big Ten	1-2		Big Ten	2-2	
	Home	8-1		Home	5-2	
	Away	0-1		Away	1-2	
	Neutral	4-0		Neutral	1-1	
	Streak	Loss-1		Streak	Win-2	
	AP / Coaches	3 / 3		AP / Coaches	- / -	
	NET / KenPom	12 / 5		NET / KenPom	86 / 72	

THE SERIES: Purdue leads, 41-13 // LAST MEETING: Feb. 26, 2021 (Purdue, 73-52) // STREAK: Purdue, win-2

MATT PAINTER
17th season at Purdue (367-186)
18th season overall (392-191)

THE HEAD COACHES
Record at School
Career Record

MICAH SHREWSBERRY
1st season at Penn State (7-5)
1st season overall (7-5)

THE OPENING TIP

- The No. 3-ranked Purdue Boilermakers look for their first road win of the season at a place that has been difficult to play, facing Penn State on Saturday at noon. The Boilermakers head to the Bryce Jordan Center where three of Purdue's last four wins have come in overtime. With four of its next five games on the road, Purdue is looking to build some momentum for its most-difficult stretch of the season.
- The Boilermakers enter with a 12-2 overall record, while Penn State is 7-5 overall, having won consecutive games against Indiana and Northwestern.
- The contest will be televised on the Big Ten Network with **Cory Provus** and **Jess Settles** on the call. On the radio waves, **Rob Blackman** and **Bobby Riddell** will be courtside on the 22-station Purdue Radio Network and online on the Varsity Sports Network (app). Live stats will be provided on StatBroadcast.com and updates will be provided on Purdue's official Twitter account (@BoilerBall).

THE NOTES TO KNOW

- Purdue is 1-2 in Big Ten play for the second straight year. The Boilermakers actually started 1-3 a year ago, but won 12 of their last 15 games to finish in the top four of the conference.
- Purdue recorded just its fourth season of being unbeaten in non-conference play since the 1939-40 campaign with a 104-90 win over Nicholls. Purdue went unbeaten in non-conference play in 2021-22 (11-0), 2009-10 (12-0), 1993-94 (12-0) and 1992-93 (9-0).
- Purdue's three quad-1 wins are tied for the fifth most in the country. The 3-1 record is also the fifth-best record.
- Purdue has scored at least 40 points in 17 of the 28 halves played this year. It has also shot at least 50.0 percent from the field in 17 halves.
- Matt Painter** has an extensive coaching tree, but this will be the first game he will coach with one of his former assistants on the other sideline (**Micah Shrewsberry**). **Grady Eifert**, who started on Purdue's Elite Eight team in 2019, is also Penn State's video coordinator.
- Zach Edey**, **Jaden Ivey** and **Trevion Williams** were named to the Wooden Award midseason watch list on Wednesday. Purdue was the only school with three players named (Gonzaga, UCLA had two).
- Purdue leads the Big Ten in field goal percentage, 3-point percentage and assists. It is second in scoring offense and scoring margin.
- In the three years that Purdue won the league title under Painter, Purdue started league play 3-2 (2018-19), 3-2 (2016-17) and 2-3 (2009-10).
- Matt Painter** needs four wins to tie **Ward "Piggy" Lambert** (371) for second place on the Purdue career victories list. Painter also needs one Big Ten win to tie Michigan State's **Jud Heathcote** for seventh (182) on the all-time Big Ten wins list.

2021-22 PURDUE ROSTER (▶ denotes probable starter)

No.	Name	Yr.	Pos.	Ht.	Wt.	Hometown	GP / GS	PPG	RPG	APG	Other
0	▶ Mason Gillis	So.	F	6-6	230	New Castle, Ind.	10 / 2	6.8	3.2	0.5	17-17 FTs
1	Brian Waddell	Fr.	F	6-7	180	Carmel, Ind.	0 / 0	- REDSHIRTING 2021-22 SEASON -			
2	Eric Hunter Jr.	Sr.	G	6-4	175	Indianapolis, Ind.	14 / 1	3.1	1.5	1.6	
3	Caleb Furst	Fr.	C	6-10	230	Fort Wayne, Ind.	13 / 12	5.7	5.3	0.6	BIG FOW (N22)
4	Trey Kaufman-Renn	Fr.	F	6-9	225	Sellersburg, Ind.	0 / 0	- REDSHIRTING 2021-22 SEASON -			
5	Brandon Newman	So.	G	6-5	200	Valparaiso, Ind.	14 / 0	6.5	2.3	0.9	22 3Ps
11	▶ Isaiah Thompson	Jr.	G	6-1	160	Zionsville, Ind.	14 / 13	6.1	1.3	1.4	50.0 3P %
14	Jared Wulbrun	Sr.	G	5-10	180	Stanford, Calif.	7 / 0	0.3	0.1	0.0	
15	Zach Edey	So.	C	7-4	295	Toronto, Ontario	14 / 10	15.6	7.5	1.3	70.8 FG %
21	Matt Frost	Jr.	F	6-5	200	Columbus, Ind.	7 / 0	0.6	0.4	0.0	
22	Chase Martin	So.	G	6-3	180	Columbia, Mo.	7 / 0	0.3	0.1	0.1	
23	▶ Jaden Ivey	So.	G	6-4	195	South Bend, Ind.	14 / 14	16.5	4.9	3.1	44.8 3P %
25	Ethan Morton	So.	G	6-6	215	Butler, Pa.	14 / 0	3.0	1.9	2.5	5.83 A / TO
34	Carson Barrett	So.	G	6-5	215	Lafayette, Ind.	7 / 0	0.3	0.6	0.0	
50	▶ Trevion Williams	Sr.	F	6-10	255	Chicago, Ill.	14 / 4	13.0	8.8	3.1	2X BIG POW
55	▶ Sasha Stefanovic	Sr.	G	6-5	205	Crown Point, Ind.	14 / 14	11.2	2.2	3.9	42.4 3P %

2021-22 PURDUE SCHEDULE

Date	P / O	Rank	Opponent	TV	Time/Result
N9	7 / -		Bellarmine	BTN+	W, 96-67
N12	7 / -		Indiana State	BTN	W, 92-67
N16	6 / -		Wright State	BTN	W, 96-52
N20	2	6 / 18	vs. North Carolina	ESPNNews	W, 93-84
N21	2	6 / 5	vs. Villanova	ABC	W, 80-74
N26	3 / -		Omaha	BTN+	W, 97-40
N30	3	2 / -	Florida State	ESPN	W, 93-65
D3	* 2 / RV		Iowa	BTN	W, 77-70
D9	* 1 / -		at Rutgers	BTN	L, 68-70
D12	4	1 / -	vs. North Carolina State	BTN	W, 82-72
D18	5	3 / -	vs. Butler	FOX	W, 77-48
D20	3 / -		Incarnate Word	BTN	W, 79-59
D29	3 / -		Nicholls	BTN	W, 104-90
J3	* 3 / 23		Wisconsin	BTN	L, 69-74
J8	* 3 / -		at Penn State	BTN	Noon
J11	* - / -		at Michigan	ESPN / ESPN2	9 p.m.
J14	* - / -		Nebraska	FS1	6:30 p.m.
J17	* - / RV		at Illinois	FOX	Noon
J20	* - / -		at Indiana	FS1	7 p.m.
J23	* - / -		Northwestern	BTN	1 p.m.
J27	* - / RV		at Iowa	FS1	9 p.m.
J30	* - / 13		Ohio State	CBS	Noon
F2	* - / RV		at Minnesota	BTN	7 p.m.
F5	* - / -		Michigan	FOX	2:30 p.m.
F10	* - / RV		Illinois	ESPN / ESPN2	9 p.m.
F13	* - / -		Maryland	CBS	1 p.m.
F16	* - / -		at Northwestern	BTN	9 p.m.
F20	* - / -		Rutgers	FS1	5:30 p.m.
F26	* - / 10		at Michigan State	ESPN / ESPN2	TBA
M1	* - / 24		at Wisconsin	ESPN / ESPN2	9 p.m.
M5	* - / -		Indiana	ESPN / ESPN2	TBA
M9	6	- / -	Big Ten First Round	BTN	TBA
M10	6	- / -	Big Ten Second Round	BTN	TBA
M11	6	- / -	Big Ten Quarterfinals	BTN	TBA
M12	6	- / -	Big Ten Semifinals	CBS	TBA
M13	6	- / -	Big Ten Championship	CBS	3:30 p.m.
TBA	7	- / -	NCAA Tournament		TBA

* Home games played at Mackey Arena in bold.

* All times Eastern and subject to change.

- 1 Denotes Big Ten Conference Game
- 2 Denotes exhibition game (West Lafayette, Ind.)
- 3 Denotes Hall of Fame Tip-off Classic (Uncasville, Conn.)
- 4 Denotes ACC / Big Ten Challenge (West Lafayette, Ind.)
- 5 Denotes Hall of Fame Invitational (Brooklyn, N.Y.)
- 6 Denotes Crossroads Classic (Indianapolis, Ind.)
- 7 Denotes Big Ten Tournament (Indianapolis, Ind.)
- 8 Denotes NCAA Tournament (TBA)

INSIDE THE NUMBERS (Through Jan. 5, 2022)

PURDUE				PENN STATE			
NCAA Rk.	Stats	Category	Stats	NCAA Rk.			
4	85.9	Scoring Offense	67.3	276			
128	66.6	Scoring Defense	65.6	105			
11	+19.4	Scoring Margin	+1.8	214			
4	.509	FG Percentage	.451	140			
87	.406	FG Pct. Defense	.419	151			
6	.411	3-Point Percentage	.345	145			
25	10.0	3-Pointers / Game	8.3	112			
109	.729	Free Throw Percentage	.743	71			
3	+13.8	Rebound Margin	+5.0	81			
6	18.9	Assists	13.3	187			
98	12.2	Turnovers	12.9	159			
14	1.54	Assist / TO Ratio	1.03	176			
268	-1.50	Turnover Margin	-3.92	337			

#BoilerUp | @BoilerBall | PURDUESPORTS.COM

ELITE SHOOTING AT ALL LEVELS

• Purdue is one of four teams nationally to shoot over 50.0 percent from the field, 40.0 percent from 3-point range and 72.0 percent from the free throw line.

► 50, 40, 72 SHOOTING PERCENTAGES (TEAM)

Team	FG %	3P %	FT %
Colorado State	.518	.420	.805
South Dakota State	.512	.440	.741
Purdue	.509	.411	.729
Davidson	.501	.427	.773

► Through games played Jan. 5, 2022.

DUO DOMINATES THE GLASS

• Through Wednesday's games, **Zach Edey** and **Trevion Williams** rank 2nd and 5th nationally in offensive rebounding percentage.
• As a team, Purdue is sixth in offensive rebound percentage.

MORE ANALYTICS FROM KENPOM

- No. 1 in offensive efficiency.
- No. 3 in effective field goal percentage.
- No. 6 in offensive rebound percentage.
- No. 7 in 2-point field goal percentage.
- No. 9 in assists / field goals made.
- No. 18 in free throw attempts / field goal attempts.
- No. 21 in percentage of bench minutes.
- **Zach Edey** is 6th in the KenPom Player of the Year ratings.

THE RUN TRACKER

- Purdue has had big runs already this year, having 19 runs of 10-0 or greater already this year, compared to three for opponents.
- Purdue has had two runs of 20-0 or longer, posting a 29-0 run vs. Omaha and a 20-0 run vs. Nicholls.
- Purdue has had six runs longer than any run by an opponent this year.

► RUN TRACKER

Run	Purdue	Opponent
7-0	7	7
8-0	6	5
9-0	4	1
10-0	9	1
11-0	3	1
12-0	1	1
14-0	2	
16-0	1	
18-0	1	
20-0	1	
29-0	1	
TOTALS	36	16

GET TO AND KEEP THEM OFF THE LINE

• Purdue has outscored its opponents by 108 points at the free throw line, tied for the largest margin in the country.

► FREE THROWS MADE DIFFERENCE

Team	Team	Opp.	Diff.
Purdue	229	121	+108
Weber State	239	131	+108
Duke	190	87	+103
Mississippi State	194	100	+94
Xavier	199	110	+89
Lipscomb	258	170	+88

► Through games played Jan. 5, 2022.

PURDUE'S BIG THREE MAKING BIG IMPACT

- Purdue's big three of **Jaden Ivey**, **Trevion Williams** and **Zach Edey** are making a huge impact this season.
- The group is averaging 45.1 points, 21.2 rebounds, 7.5 assists, 2.6 blocks and 2.6 steals per game, shooting 238-of-397 (.599). The trio accounts for 52.5 percent of Purdue's scoring.
- Over the last four games, the duo is shooting 66-of-106 (.623) from the field.

- Through Wednesday's games, Purdue (Edey and Williams) and Richmond are the only schools in America to have two players with at least 180 points and 100 rebounds this season.

► PURDUE'S BIG THREE GAME-BY-GAME

Date	Opponent	Pts.	Rebs.	Ass.	FGs
11-9-21	Bellarmine	31	21	6	9-17
11-12-21	Indiana State	60	26	10	21-28
11-16-21	Wright State	46	31	7	18-31
11-20-21	North Carolina	51	17	9	19-34
11-21-21	Villanova	40	17	9	16-29
11-26-21	Omaha	46	18	5	18-24
11-30-21	Florida State	38	16	5	17-27
12-3-21	Iowa	38	27	5	13-29
12-9-21	Rutgers	49	18	5	19-34
12-12-21	North Carolina St.	53	26	11	22-38
12-18-21	Butler	46	22	4	18-24
12-20-21	Incarnate Word	37	22	9	16-24
12-29-21	Nicholls	49	18	13	16-24
1-3-22	Wisconsin	47	18	7	16-34
TOTALS		631	297	105	238-397
AVERAGES		45.1	21.2	7.5	.599

BEST SHOOTING PROGRAM IN THE COUNTRY?

- Purdue can lay claim to perhaps being the best 3-point shooting program in the country over the last few years.
- Since the 2016-17 season, Purdue is one of seven teams in America to have made 1,500 trifectas and shoot at least 37.5 percent from long range.

► 1,500 3PM / 37.5 3-PT. PERCENTAGE (SINCE 2016-17)

Team	3PM	3P%
South Dakota State	1,597	.389
Marquette	1,641	.386
Wofford	1,766	.386
Purdue	1,597	.379
Virginia Tech	1,522	.379
Creighton	1,704	.375
Colgate	1,540	.375

► Through games played Jan. 5, 2022.

- During the same time frame, Purdue has had 23 games of 14 or more 3-pointers. Among Big Ten teams, Michigan and Iowa are next with 11.

DOUBLE-DOUBLE TIMES 3

- In the win over Wright State, Purdue had three players (**Zach Edey**, **Caleb Furst**, **Trevion Williams**) record double-doubles. It marked the first time since Nov. 21, 1977, that three players recorded double-doubles in the same game (**Walter Jordan**, **Wayne Walls**, **Joe Barry Carroll**). It has now happened 19 times in school history.

20 TIMES 3

- In the win over North Carolina, Purdue had three players score at least 20 points in the same game for the first time since Nov. 24, 1997. **Sasha Stefanovic** had 23 points, **Jaden Ivey** had 22 points and **Trevion Williams** tallied 20 points.

TOUGHER SLEDDING IN LEAGUE PLAY

- Purdue is 1-2 in Big Ten play, in part because of career performances by two players. In the loss to Rutgers, **Ron Harper** scored a career-high 30 points and hit a 40-foot runner at the buzzer. In Monday's loss to Wisconsin, **Johnny Davis** scored 37 points to score half of Wisconsin's points in a win over the Boilermakers.

► PURDUE'S NON-CONFERENCE / BIG TEN COMPARISON

Category	Non-Con.	Big Ten
Scoring Offense	89.9	71.3
Field Goal Percentage	.533	.413
Field Goal Percentage Defense	.394	.453
3-Point Percentage	.424	.354
Free Throw Percentage	.743	.688
Assists Per Game	20.1	14.3
Assists / Turnover Ratio	1.70	1.05
Turnover Margin	-1.09	-3.00

INSIDE MORE NUMBERS

- Purdue is 131-16 since the start of the 2014-15 season when attempting more free throws than its opponents.
- Purdue is 164-7 when under Painter when holding foes to 59 or fewer points. Three of the seven losses came during the 2012-13 season.
- Purdue is 137-12 under Painter when scoring at least 80 points, including 51-2 (losses to Notre Dame and Virginia Tech in 2018-19 season) since the start of the 2017-18 season.
- Purdue is 260-50 under Painter when scoring at least 70 points.
- Purdue is 47-5 since the start of the 2017-18 season when making 10 or more 3-pointers in a game, winning 18 straight games.
- Purdue is 134-15 under Painter when winning the rebound and turnover battles in the same game.
- Purdue has won 28 straight games when shooting a higher field goal percentage than its opponent.
- Purdue has won 15 straight games when leading at halftime and since the start of the 2016-17 season, Purdue is 107-12 when leading at the intermission.
- Purdue has won 109 straight games when scoring 90 or more points, dating to Nov. 24, 1987 -- a span of 12,465 days.

BEST THING ABOUT FRESHMEN IS THEY BECOME SOPHOMORES

- Purdue sophomores **Jaden Ivey** and **Zach Edey** have taken a massive leap this season after good freshman campaigns.

► FRESHMEN / SOPHOMORE NUMBERS

Team	PPG	RPG	APG	A/TO	FG%	3P%	FT%
Edey Freshman	8.7	4.4	0.4	0.36	.597	---	.714
Edey Sophomore	15.6	7.5	1.3	0.64	.708	---	.706
Ivey Freshman	11.1	3.3	1.9	1.39	.399	.258	.726
Ivey Sophomore	16.5	4.9	3.1	1.33	.517	.448	.738

THE CENTER OF EFFICIENCY

- Purdue's two-headed center monster of **Zach Edey** and **Trevion Williams** is averaging 28.6 points, 16.3 rebounds, 4.4 assists and 2.1 blocked shots per game, in 38.2 minutes per game.
- Over the last two games, the duo has averaged 31.5 points, 15.5 rebounds and 8.0 assists in 39.0 minutes per game, shooting 24-of-41 (.585) from the field.

► PURDUE'S CENTERS OF ATTENTION

Date	Opponent	Pts.	Rebs.	FGs	FTs
11-9-21	Bellarmine	20	16	5-6	10-12
11-12-21	Indiana State	33	18	11-15	10-13
11-16-21	Wright State	38	25	16-23	6-10
11-20-21	North Carolina	29	7	12-17	5-9
11-21-21	Villanova	30	10	13-20	4-5
11-26-21	Omaha	34	16	13-18	8-8
11-30-21	Florida State	20	10	10-16	0-1
12-3-21	Iowa	19	25	6-16	6-11
12-9-21	Rutgers	34	17	14-25	6-8
12-12-21	North Carolina State	31	19	14-21	3-8
12-18-21	Butler	24	17	11-14	2-2
12-20-21	Incarnate Word	25	17	11-14	3-8
12-29-21	Nicholls	30	16	11-16	8-11
1-3-22	Wisconsin	33	15	13-25	6-12
TOTALS		400	228	160-246	77-118
AVERAGES		28.6	16.3	.650	.653
EDEY PER 40		35.2	16.9		
WILLIAMS PER 40		25.4	17.1		

IVEY SHOWS PLAYMAKING ABILITIES

- One area that many people wanted to see **Jaden Ivey** expand his role was his playmaking and shooting abilities.
- Don't look now, but after starting the year 3-of-12 (.250) from long range, Ivey is shooting 27-of-55 (.491) over the last 11 games.
- In eight games against high-major opposition, Ivey is averaging 17.8 points, 5.1 rebounds, 3.4 assists while shooting 48.9 percent from the field and 48.8 percent (21-of-43) from 3-point range. He has scored at least 18 points in five of the eight games.
- Last season, Ivey made 25, 3-pointers in 23 games. This year already, he has 30 triples in just 14 games.

GAME 15 // [3] PURDUE vs. PENN STATE // JANUARY 8, 2022

BIG TEN TEN SUCCESS UNDER PAINTER (Since 2006-07 / Painter's second year at Purdue)								2021-22 BIG TEN STANDINGS											
Overall Wins		Total	Conference Wins		Total	NCAA Bids		Total	NBA Draft Picks*		Total	Team	Conf.	Pct.	Overall	Pct.	NET		
Michigan State		401	Michigan State		190	Michigan State		14	Michigan		14	[10] Michigan State	4-0	1.000	13-2	.867	16		
Ohio State		387	Wisconsin		188	Wisconsin		13	Maryland		12	[13] Ohio State	3-0	1.000	9-2	.818	21		
Wisconsin		384	Ohio State		179	Purdue		12	Ohio State		11	[RV] Illinois	3-0	1.000	10-3	.769	11		
Purdue		359	Purdue		178	Ohio State		11	Michigan State		11	[23] Wisconsin	2-1	.667	11-2	.846	27		
Michigan		349	Michigan		159	Michigan		10	Indiana		10	Rutgers	2-1	.667	8-5	.615	123		
Maryland		337	Maryland		150	Maryland		8	Purdue		8	Penn State	2-2	.500	7-5	.583	86		
Illinois		299	Illinois		130	Indiana		6	Iowa		5	[3] Purdue	1-2	.333	12-2	.857	12		
Indiana		289	Indiana		129	Illinois		5	Wisconsin		4	[RV] Minnesota	1-2	.333	10-2	.833	56		
Minnesota		284	Iowa		128	Iowa		5	Illinois		2	[RV] Iowa	1-2	.333	11-3	.786	25		
Iowa		282	Minnesota		104	Minnesota		5	Nebraska		2	Indiana	1-2	.333	10-3	.769	45		
Penn State		249	Penn State		96	Nebraska		1	Minnesota		1	Northwestern	1-2	.333	8-4	.667	68		
Nebraska		237	Nebraska		91	Northwestern		1	Rutgers		1	Michigan	1-2	.333	7-6	.538	53		
Northwestern		236	Northwestern		87	Penn State		1	Northwestern		0	Maryland	0-2	.000	8-5	.615	115		
Rutgers		208	Rutgers		73	Rutgers		1	Penn State		0	Nebraska	0-4	.000	6-9	.400	206		
► Through games played Jan. 5.								► Through games played Jan. 5.		► Entering 2021-22 season.		* Since 2007 NBA Draft		► Through games played Jan. 5, 2022.					
INSTANT PRODUCTION								RIGHT WHERE THEY LEFT OFF											
• Averaging 13, 8 and 3 is not a huge deal in itself. Doing it in under 30.0 minutes per game is a bit of a bigger deal. Doing it in 20.5 minutes per game is absurd – that's what Trevion Williams is doing.								• The talented sophomore class picked up right where they left off last year, averaging 46.7 points per game so far this season.											
► 13.0 PPG, 8.0 RPG, 3.0 APG IN UNDER 30.0 MPG (SINCE 92-93)								• As freshmen last year, the group accounted for 44.5 percent of Purdue's scoring, the fourth-highest percentage in America.											
► 13.0 PPG, 8.0 RPG, 3.0 APG IN UNDER 30.0 MPG (SINCE 92-93)								• So far this season, the group is accounting for 54.4 percent of scoring.											
► 13.0 PPG, 8.0 RPG, 3.0 APG IN UNDER 30.0 MPG (SINCE 92-93)								► PURDUE'S SOPHOMORES GAME-BY-GAME											
Year	Player (Team)	PPG	RPG	APG	MPG	Date	Opponent	P	R	A	FGs	3Ps	FTs						
2021-22	Trevion Williams (Purdue)	13.0	8.8	3.1	20.5	11-9-21	Bellarmine	46	19	9	13-29	4-14	16-20						
2021-22	Ahsan Asadullah (Lipscomb)	17.4	8.3	3.0	25.4	11-12-21	Indiana State	59	21	8	21-33	4-9	13-18						
2020-21	Ahsan Asadullah (Lipscomb)	14.1	8.0	3.4	28.3	11-16-21	Wright State	44	22	6	16-32	6-13	6-8						
2020-21	Gaige Prim (Missouri State)	16.7	9.1	3.0	29.4	11-20-21	North Carolina	33	15	10	13-29	2-7	5-7						
2019-20	Ahsan Asadullah (Lipscomb)	18.6	10.1	3.9	29.8	11-21-21	Villanova	34	18	7	13-27	3-9	5-5						
2017-18	Xavier Cooks (Winthrop)	17.2	8.8	3.6	29.8	11-26-21	Omaha	61	22	8	19-26	7-11	14-16						
								11-30-21	Florida State	49	19	8	20-36	6-15	3-4				
								12-3-21	Iowa	45	12	6	13-26	5-12	14-18				
								12-9-21	Rutgers	32	13	6	11-26	3-12	7-11				
								12-12-21	North Car. St.	46	19	4	16-34	3-12	11-16				
								12-18-21	Butler	47	27	7	15-29	7-11	10-12				
								12-20-21	Inc. Word	44	23	12	18-36	6-17	2-5				
								12-29-21	Nicholls	64	17	15	20-31	7-14	17-22				
								1-3-22	Wisconsin	50	23	10	17-34	6-11	10-16				
								TOTALS	654	268	116	225-428	69-167	133-178					
								AVERAGES	46.7	19.1	8.3	.526	.413	.747					
								MAKING SHOTS AND THE RIGHT PLAYS											
								• Sasha Stefanovic is one of four players nationally to have made 35 or more 3-pointers, shoot 42.0 percent from deep and have 50 or more assists. Stefanovic's 3.00 assist/turnover ratio is easily the best among the trio.											
								► 35 3PM, 50 ASSISTS, 42.0 3-POINT PERCENTAGE											
								Player (Team)	3PM	ASTS	A/TO	3P%	PPG						
								Jamaree Bouyea (San Francisco)	38	52	1.33	.442	17.8						
								Alex Hunter (Furman)	56	52	2.89	.452	16.5						
								Joseph Girard (Syracuse)	37	60	1.50	.474	13.1						
								Sasha Stefanovic (Purdue)	36	54	3.00	.424	11.2						
								► Through games played Jan. 5, 2022.											
								STRONG AT ALL THREE LEVELS											
								• Mason Gillis is currently a member of the 50-40-90 club, shooting those marks from the three levels. He is joined by just five other players to shoot those percentages while averaging 6.0 points per game.											
								► 50-40-90 CLUB WHILE AVERAGING AT LEAST 6.0 PPG											
								Player (Team)	FG%	3P%	FT%	Total	PPG						
								Mason Gillis (Purdue)	.571	.524	1.000	2.095	6.8						
								Shelby Adams (Texas State)	.519	.600	.917	2.036	9.3						
								Keller Boothby (Cornell)	.576	.559	.900	2.035	9.8						
								Robert Braswell (Charlotte)	.559	.476	1.000	2.035	9.4						
								Jalen Hodge (James Mad.)	.510	.500	1.000	2.010	6.6						
								Alex Arians (S. Dakota St.)	.500	.483	.909	1.892	7.3						
								► Through games played Jan. 5, 2022.											
								CHARITABLE AT THE STRIPE											
								• Mason Gillis is also currently perfect from the free throw line, making all 17 of his free throw attempts. He is one of seven players nationally to have shot at least 15 free throws and make them all.											
								► PERFECT AT THE LINE											
								Player (Team)FT-A											
								Zeke Mayo (South Dakota State)20-20											
								Juan Reyna (Alabama State)19-19											
								Jalen Adaway (Saint Bonaventure)18-18											
								Ismael Massoud (Kansas State)18-18											
								Mason Gillis (Purdue)17-17											
								Robert Braswell (Charlotte)17-17											
								Francisco Farabello (TCU)15-15											
								► Through games played Jan. 5, 2022.											
								WELL-ROUNDED BIG MAN											
								• Trevion Williams has had an outstanding career and is one of four active players nationally to have at least 1,100 points, 750 rebounds and 160 assists in his career.											
								► 1100-750-160 CLUB (ACTIVE)											
								Player (Team)	Pts.	Rebs.	Asts.	Mins.							
								Tyrn Flowers (Long Island U.)	1,422	753	229	3,142							
								Ahsan Asadullah (Lipscomb)	1,371	767	268	2,415							
								Trevion Williams (Purdue)	1,149	753	169	2,009							
								Justin Bean (Utah State)	1,130	835	182	2,621							
								► Through games played Jan. 5, 2022.											
								► 1100-750-160 CLUB (PURDUE HISTORY)											
								Player (Years)	Pts.	Rebs.	Asts.	Mins.							
								Brad Miller (1995-98)	1,530	862	257	3,178							
								Vince Edwards (2015-18)	1,638	779	403	3,957							
								Robbie Hummel (2008-10, 12)	1,772	862	268	3,830							
								Trevion Williams (2019-22)	1,149	753	169	2,009							
								Walter Jordan (1975-78)	1,813	882	237	3,601							
								► Through games played Jan. 5, 2022.											
								► 1100-750-160 CLUB (PURDUE HISTORY)											
								Rk.	Player	Years	Rebs.								
								8.	Vince Edwards	2015-18	779								
								9.	Trevion Williams	2019-22	753								
								10.	Brian Cardinal	1997-00	749								
								THE SERBIAN SHARPSHOOTER											
								• Sasha Stefanovic is moving up the Purdue career 3-pointers made list.											
								► CAREER 3-POINTERS											
								Rk.	Player	Years	3PM								
								10.	Cuonzo Martin	1992-95	179								
								11.	Keaton Grant	2007-10	177								
								12.	Sasha Stefanovic	2019-22	175								
									Kendall Stephens	2014-16	175								
PURDUESPORTS.COM @BOILERBALL																			

TOP-100 WINS

• Since the 2016-17 season, Purdue owns the seventh-most wins against teams ranked in the KenPom Top 100.

► KENPOM TOP-100 WINS (Since 2016-17)

Team	2021-22	Since 2016-17	Pct.
Kansas	6-0	106-35	.752
Villanova	5-4	101-34	.748
Michigan	1-6	88-50	.638
Virginia	3-3	85-32	.726
Kentucky	2-3	82-47	.636
Michigan State	7-2	81-49	.623
Purdue	4-2	80-49	.620
Duke	3-1	79-38	.675
North Carolina	1-4	79-52	.603

► Through games played Jan. 5, 2022.

BIG-GAME GOLDS ALWAYS WORK

• Purdue has won 14 straight games when wearing its gold uniforms. Its last loss came on New Year's Day in 2017, in overtime to Minnesota 91-82.

► WINNING STREAK WHEN WEARING GOLD UNIFORMS

Date	P / O	Opponent	Result	Score
2-14-17	16 / -	Rutgers	W	74-55
12-21-17	16 / -	Tennessee State	W	97-48
1-3-18	13 / -	Rutgers	W	82-51
1-16-18	3 / -	Wisconsin	W	78-50
1-31-18	3 / -	Maryland	W	75-67
12-6-18	- / 23	Maryland	W	62-60
1-3-19	- / 25	Iowa	W	86-70
1-27-19	- / 6	Michigan State	W	73-63
2-27-19	14 / -	Illinois	W	73-56
12-4-19	- / 5	Virginia	W	69-40
1-12-20	- / 8	Michigan State	W	71-42
12-25-20	- / -	Maryland	W	73-70
2-6-21	24 / -	Northwestern	W	75-70
11-30-21	2 / -	Florida State	W	93-65

HOME SWEET HOME

• Purdue boasts one of the best homecourt advantages in not only the Big Ten, but nationally as well.

► HOME WINNING PCT. SINCE 2015-16 SEASON (Power Teams)

Team	2021-22	Since 2015-16	Pct.
Gonzaga	8-0	95-6	.941
Kansas	6-0	93-6	.939
Florida State	4-1	89-9	.908
Villanova	5-0	80-8	.909
Houston	8-0	98-10	.907
Oregon	7-2	99-11	.900
Purdue	8-1	93-11	.894

► Through games played Jan. 5, 2022.

POWER IN POWER CONFERENCES

• Purdue boasts the fifth-best conference record among all power-conference teams since the start of the 2016-17 season.

► CONFERENCE RECORDS AMONG POWER-CONFERENCE TEAMS

Pct.	Record	Team
.789	75-20	Virginia
.780	71-20	Kansas
.758	69-22	Villanova
.714	65-26	Kentucky
.694	68-30	Purdue
.690	69-31	Michigan State
.688	64-29	Oregon

► Through games played Jan. 4, 2022.

ONE OF THE NATION'S ELITE TEAMS

• Since the start of the 2015-16 season, Purdue's 155 victories rank 13th among all Division I teams (vs. other Division I teams).

► WINS NATIONALLY SINCE 2015-16 (D-I WINS)

Team (Wins over Non-DI teams)	2016-21	2021-22	Total
Gonzaga (1)	191-22	11-2	202-24
Kansas (1)	170-40	12-1	182-41
Villanova	171-37	10-4	181-41
Virginia	159-39	9-5	168-44
Houston (1)	154-45	13-2	167-47
Duke	152-51	12-1	164-52
Oregon (3)	155-53	8-6	163-59
North Carolina (1)	152-62	10-4	162-66
Michigan State	148-55	13-2	161-57
Kentucky	149-55	11-3	160-58
Saint Mary's (1)	148-47	11-3	159-50
Michigan (2)	152-57	7-6	159-63
Purdue	143-59	12-1	155-61
Belmont (5)	143-45	9-3	152-48
Cincinnati (1)	143-50	9-4	152-54
Arizona	139-60	12-1	151-61
Florida State	142-55	7-5	149-60

► Through games played Jan. 5, 2022.

BIG WINS

• Since the start of the 2015-16 season, 30 of Purdue's 155 wins have come by 30 or more points, the fourth-highest total nationally.

► MOST 30-POINT WINS SINCE 2015-16 SEASON

No.	Team
64	Gonzaga
35	Duke
31	Houston
30	Purdue
28	Texas Tech
27	Kansas

• Since the start of the 2015-16 season, 60 of Purdue's 155 wins have come by 20 or more points, the fourth-most nationally.

► MOST 20-POINT WINS SINCE 2015-16 SEASON

No.	Team
109	Gonzaga
65	Duke
64	Houston
60	Purdue, Villanova
56	Michigan State

► Through games played Jan. 5, 2022.

CHART CLIMBING WITH PAINTER

• **Matt Painter** is climbing all the charts in Big Ten play, moving up the list in overall wins and Big Ten regular-season wins. He ranks sixth on the all-time Big Ten wins list, eighth on the Big Ten regular-season wins list and sixth on the NCAA Tournament appearance list.

► NCAA TOURNAMENTS BY BIG TEN COACHES (all-time)

No.	Coach	Team	Years
24	Bob Knight	Indiana	1972-00
23	Tom Izzo	Michigan State	1996-p.
17	Gene Keady	Purdue	1981-05
15	Bo Ryan	Wisconsin	2002-16
12	Matt Painter	Purdue	2006-p.

► OVERALL WINS BY BIG TEN COACHES (when in the Big Ten)

No.	Coach	Team	Years
659	Bob Knight	Indiana	1972-00
656	Tom Izzo	Michigan State	1996-p.
512	Gene Keady	Purdue	1981-05
421	Lou Henson	Illinois	1976-96
371	Piggy Lambert	Purdue	1917-46
367	Matt Painter	Purdue	2006-p.

► REGULAR-SEASON BIG TEN WINS

No.	Coach	Team	Years
353	Bob Knight	Indiana	1972-00
315	Tom Izzo	Michigan State	1996-p.
265	Gene Keady	Purdue	1981-05
228	Piggy Lambert	Purdue	1917-46
214	Lou Henson	Illinois	1976-96
210	Branch McCracken	Indiana	1939-65
182	Jud Heathcote	Michigan State	1977-95
181	Matt Painter	Purdue	2006-p.

► Through games played Jan. 5, 2022.

GAME 15 // [3] PURDUE vs. PENN STATE // JANUARY 8, 2022

MACKEY ARENA INFORMATION							INSIDE THE NUMBERS AT MACKEY ARENA																																																																																																																																																																
First Game: Dec. 2, 1967 Games: 813 Sellouts: 412 Pct. of Sellouts: 412 / 813 (.507) Overall Record: 667-146 (.820) Non-Conference: 308-38 (.890) Big Ten: 359-108 (.769) Painter: 230-42 (.846) Non-Con: 117-9 (.929) BIG: 113-33 (.774) Total Attendance (Avg.): 10,654,563 (13,105) Unbeaten Seasons: 3 (1968-69, 2010-11, 2018-19)							MACKEY ARENA STREAKS • Overall winning streak: 0 Jan. 3, 2022 vs. [23] Wisconsin • Non-conf. winning streak: 14 (Nov. 9, 2019 vs. Texas) • Big Ten winning streak: 0 Jan. 3, 2022 vs. [23] Wisconsin																																																																																																																																																																
MACKEY ARENA HOME RECORD							MOST WINS IN MACKEY ARENA HISTORY																																																																																																																																																																
Year	Overall	Pct.	B10	Pct.	Attn.	Avg.	<table><tr><td>1.</td><td>2015-16</td><td>17</td></tr><tr><td>2.</td><td>2017-18, 2010-11, 2007-08, 2006-07</td><td>16</td></tr></table>											1.	2015-16	17	2.	2017-18, 2010-11, 2007-08, 2006-07	16																																																																																																																																																
1.	2015-16	17																																																																																																																																																																					
2.	2017-18, 2010-11, 2007-08, 2006-07	16																																																																																																																																																																					
1967-68 11-2 .846 7-0 1.000 180,102 13,854							BIG TEN HOME RECORDS / CONF. GAMES (since 2014-15 season)																																																																																																																																																																
1968-69 11-0 1.000 7-0 1.000 155,298 14,118							<table><tr><th>Team</th><th>2015</th><th>2016</th><th>2017</th><th>2018</th><th>2019</th><th>2020</th><th>2021</th><th>2022</th><th>Tot.</th></tr><tr><td>Purdue</td><td>8-1</td><td>8-1</td><td>8-1</td><td>8-1</td><td>10-0</td><td>6-4</td><td>8-1</td><td>1-1</td><td>57-10</td></tr><tr><td>Michigan St.</td><td>6-3</td><td>7-2</td><td>8-1</td><td>8-1</td><td>9-1</td><td>8-2</td><td>7-3</td><td>2-0</td><td>55-13</td></tr><tr><td>Maryland</td><td>9-0</td><td>8-1</td><td>5-4</td><td>6-3</td><td>8-1</td><td>9-1</td><td>5-6</td><td>0-1</td><td>50-17</td></tr><tr><td>Michigan</td><td>6-3</td><td>6-3</td><td>7-2</td><td>8-1</td><td>9-1</td><td>5-4</td><td>8-1</td><td>0-1</td><td>49-16</td></tr><tr><td>Wisconsin</td><td>9-0</td><td>7-2</td><td>7-2</td><td>4-5</td><td>7-3</td><td>9-1</td><td>5-5</td><td>1-0</td><td>49-18</td></tr><tr><td>Iowa</td><td>6-3</td><td>7-2</td><td>7-2</td><td>3-6</td><td>6-4</td><td>9-1</td><td>8-2</td><td>1-1</td><td>47-21</td></tr><tr><td>Ohio State</td><td>7-2</td><td>7-2</td><td>4-5</td><td>8-1</td><td>5-5</td><td>8-2</td><td>6-4</td><td>1-0</td><td>46-21</td></tr><tr><td>Indiana</td><td>6-3</td><td>9-0</td><td>5-4</td><td>6-3</td><td>5-5</td><td>7-3</td><td>4-6</td><td>1-0</td><td>43-24</td></tr><tr><td>Illinois</td><td>7-2</td><td>3-6</td><td>5-4</td><td>3-6</td><td>5-4</td><td>8-2</td><td>8-2</td><td>1-0</td><td>40-26</td></tr><tr><td>Minnesota</td><td>4-5</td><td>2-7</td><td>6-3</td><td>3-5</td><td>7-3</td><td>6-4</td><td>6-4</td><td>0-2</td><td>34-33</td></tr><tr><td>Penn State</td><td>3-6</td><td>5-3</td><td>3-5</td><td>6-3</td><td>4-6</td><td>6-3</td><td>5-4</td><td>1-1</td><td>32-35</td></tr><tr><td>Rutgers</td><td>2-7</td><td>1-8</td><td>1-7</td><td>3-6</td><td>4-6</td><td>9-1</td><td>6-4</td><td>2-0</td><td>28-39</td></tr><tr><td>Nebraska</td><td>5-4</td><td>3-6</td><td>3-6</td><td>9-0</td><td>5-5</td><td>2-8</td><td>2-7</td><td>0-2</td><td>28-39</td></tr><tr><td>N'Western</td><td>4-5</td><td>5-4</td><td>5-4</td><td>4-5</td><td>2-8</td><td>2-8</td><td>4-5</td><td>0-2</td><td>25-42</td></tr></table>											Team	2015	2016	2017	2018	2019	2020	2021	2022	Tot.	Purdue	8-1	8-1	8-1	8-1	10-0	6-4	8-1	1-1	57-10	Michigan St.	6-3	7-2	8-1	8-1	9-1	8-2	7-3	2-0	55-13	Maryland	9-0	8-1	5-4	6-3	8-1	9-1	5-6	0-1	50-17	Michigan	6-3	6-3	7-2	8-1	9-1	5-4	8-1	0-1	49-16	Wisconsin	9-0	7-2	7-2	4-5	7-3	9-1	5-5	1-0	49-18	Iowa	6-3	7-2	7-2	3-6	6-4	9-1	8-2	1-1	47-21	Ohio State	7-2	7-2	4-5	8-1	5-5	8-2	6-4	1-0	46-21	Indiana	6-3	9-0	5-4	6-3	5-5	7-3	4-6	1-0	43-24	Illinois	7-2	3-6	5-4	3-6	5-4	8-2	8-2	1-0	40-26	Minnesota	4-5	2-7	6-3	3-5	7-3	6-4	6-4	0-2	34-33	Penn State	3-6	5-3	3-5	6-3	4-6	6-3	5-4	1-1	32-35	Rutgers	2-7	1-8	1-7	3-6	4-6	9-1	6-4	2-0	28-39	Nebraska	5-4	3-6	3-6	9-0	5-5	2-8	2-7	0-2	28-39	N'Western	4-5	5-4	5-4	4-5	2-8	2-8	4-5	0-2	25-42
Team	2015	2016	2017	2018	2019	2020	2021	2022	Tot.																																																																																																																																																														
Purdue	8-1	8-1	8-1	8-1	10-0	6-4	8-1	1-1	57-10																																																																																																																																																														
Michigan St.	6-3	7-2	8-1	8-1	9-1	8-2	7-3	2-0	55-13																																																																																																																																																														
Maryland	9-0	8-1	5-4	6-3	8-1	9-1	5-6	0-1	50-17																																																																																																																																																														
Michigan	6-3	6-3	7-2	8-1	9-1	5-4	8-1	0-1	49-16																																																																																																																																																														
Wisconsin	9-0	7-2	7-2	4-5	7-3	9-1	5-5	1-0	49-18																																																																																																																																																														
Iowa	6-3	7-2	7-2	3-6	6-4	9-1	8-2	1-1	47-21																																																																																																																																																														
Ohio State	7-2	7-2	4-5	8-1	5-5	8-2	6-4	1-0	46-21																																																																																																																																																														
Indiana	6-3	9-0	5-4	6-3	5-5	7-3	4-6	1-0	43-24																																																																																																																																																														
Illinois	7-2	3-6	5-4	3-6	5-4	8-2	8-2	1-0	40-26																																																																																																																																																														
Minnesota	4-5	2-7	6-3	3-5	7-3	6-4	6-4	0-2	34-33																																																																																																																																																														
Penn State	3-6	5-3	3-5	6-3	4-6	6-3	5-4	1-1	32-35																																																																																																																																																														
Rutgers	2-7	1-8	1-7	3-6	4-6	9-1	6-4	2-0	28-39																																																																																																																																																														
Nebraska	5-4	3-6	3-6	9-0	5-5	2-8	2-7	0-2	28-39																																																																																																																																																														
N'Western	4-5	5-4	5-4	4-5	2-8	2-8	4-5	0-2	25-42																																																																																																																																																														
1969-70 11-1 .917 6-1 .857 169,476 14,123							► Through games played Jan. 5, 2022.																																																																																																																																																																
1970-71 9-4 .692 5-2 .714 175,240 13,480							BIG TEN'S BEST RECORDS SINCE 2014-15 (conf. games / h & away)																																																																																																																																																																
1971-72 8-4 .667 3-4 .429 164,412 13,701							<table><tr><th>Team</th><th>Since 17-18</th><th>16-17</th><th>15-16</th><th>14-15</th></tr><tr><td>Michigan State</td><td>59-23</td><td>69-31</td><td>82-36</td><td>94-42</td></tr><tr><td>Purdue</td><td>54-26</td><td>68-30</td><td>80-36</td><td>92-42</td></tr><tr><td>Wisconsin</td><td>47-34</td><td>59-40</td><td>71-46</td><td>87-48</td></tr><tr><td>Michigan</td><td>53-25</td><td>63-33</td><td>73-41</td><td>81-51</td></tr><tr><td>Maryland</td><td>44-36</td><td>55-43</td><td>67-49</td><td>81-53</td></tr><tr><td>Ohio State</td><td>49-32</td><td>56-43</td><td>67-50</td><td>78-57</td></tr><tr><td>Iowa</td><td>30-41</td><td>50-49</td><td>62-55</td><td>74-61</td></tr><tr><td>Indiana</td><td>34-46</td><td>41-57</td><td>56-60</td><td>65-69</td></tr><tr><td>Illinois</td><td>43-38</td><td>51-48</td><td>56-61</td><td>65-70</td></tr><tr><td>Penn State</td><td>35-46</td><td>41-58</td><td>48-69</td><td>52-83</td></tr><tr><td>Minnesota</td><td>28-53</td><td>39-60</td><td>41-76</td><td>47-88</td></tr><tr><td>Northwestern</td><td>20-60</td><td>30-68</td><td>38-78</td><td>44-90</td></tr><tr><td>Nebraska</td><td>24-57</td><td>30-69</td><td>36-81</td><td>41-94</td></tr><tr><td>Rutgers</td><td>33-48</td><td>36-63</td><td>37-80</td><td>39-96</td></tr></table>											Team	Since 17-18	16-17	15-16	14-15	Michigan State	59-23	69-31	82-36	94-42	Purdue	54-26	68-30	80-36	92-42	Wisconsin	47-34	59-40	71-46	87-48	Michigan	53-25	63-33	73-41	81-51	Maryland	44-36	55-43	67-49	81-53	Ohio State	49-32	56-43	67-50	78-57	Iowa	30-41	50-49	62-55	74-61	Indiana	34-46	41-57	56-60	65-69	Illinois	43-38	51-48	56-61	65-70	Penn State	35-46	41-58	48-69	52-83	Minnesota	28-53	39-60	41-76	47-88	Northwestern	20-60	30-68	38-78	44-90	Nebraska	24-57	30-69	36-81	41-94	Rutgers	33-48	36-63	37-80	39-96																																																																											
Team	Since 17-18	16-17	15-16	14-15																																																																																																																																																																			
Michigan State	59-23	69-31	82-36	94-42																																																																																																																																																																			
Purdue	54-26	68-30	80-36	92-42																																																																																																																																																																			
Wisconsin	47-34	59-40	71-46	87-48																																																																																																																																																																			
Michigan	53-25	63-33	73-41	81-51																																																																																																																																																																			
Maryland	44-36	55-43	67-49	81-53																																																																																																																																																																			
Ohio State	49-32	56-43	67-50	78-57																																																																																																																																																																			
Iowa	30-41	50-49	62-55	74-61																																																																																																																																																																			
Indiana	34-46	41-57	56-60	65-69																																																																																																																																																																			
Illinois	43-38	51-48	56-61	65-70																																																																																																																																																																			
Penn State	35-46	41-58	48-69	52-83																																																																																																																																																																			
Minnesota	28-53	39-60	41-76	47-88																																																																																																																																																																			
Northwestern	20-60	30-68	38-78	44-90																																																																																																																																																																			
Nebraska	24-57	30-69	36-81	41-94																																																																																																																																																																			
Rutgers	33-48	36-63	37-80	39-96																																																																																																																																																																			
1972-73 10-2 .833 5-2 .714 154,788 12,899							► Through games played Jan. 5, 2022.																																																																																																																																																																
1973-74 12-2 .857 7-0 1.000 174,244 12,446							WHAT PEOPLE SAY ABOUT MACKEY ARENA																																																																																																																																																																
1974-75 11-1 .917 8-1 .889 164,448 13,704							• "Haven't been to a game in Mackey Arena as a fan in a long, long time. I forgot it's basically the perfect college basketball arena in every way." -- Mark Titus (@ClubTrillion) -- Contributor to FOX Sports and author; Former Ohio State player																																																																																																																																																																
1975-76 8-5 .615 6-3 .667 169,390 13,030							• "Mackey Arena is literally the loudest place I have ever been in my life." -- Jordan Bohannon -- current Iowa player																																																																																																																																																																
1976-77 11-3 .786 8-1 .889 192,738 13,767							• "Few things feel as helpless as being on the visitor's bench when Purdue gets rolling at Mackey Arena." -- Mark Titus (@ClubTrillion) -- Contributor to FOX Sports and author; Former Ohio State player																																																																																																																																																																
1977-78 11-1 .917 9-0 1.000 159,300 13,275							• "Michigan State just got manhandled by Purdue in West Lafayette. Mackey Arena ain't no joke." -- Jeff Goodman (@GoodmanHoops) -- College Basketball Analyst / Stadium.com																																																																																																																																																																
1978-79 15-2 .882 8-1 .889 231,795 13,635							• "I once asked a coach what was needed to win a game there and he responded with 'earplugs'. -- Jon Rothstein (@JonRothstein) -- College Hoops Today																																																																																																																																																																
1979-80 15-2 .882 8-1 .889 234,345 13,785							• "Mackey Arena is one of the underrated, great environments in basketball. Does not get the attention it deserves for a place that absolutely rocks." -- Dan Shulman (@DSulman_ESPN) -- ESPN play-by-play announcer																																																																																																																																																																
1980-81 12-3 .800 6-3 .667 197,910 13,194							• "There is a possibility that Mackey Arena at Purdue is the loudest venue in college hoops. It kinda hurts to work here actually." -- Dave Flemming (@FlemmingDave) -- ESPN play-by-play announcer																																																																																																																																																																
1981-82 12-4 .750 6-3 .667 213,040 13,315							• "I think this is the best atmosphere in college basketball. The sound in here is just deafening for opponents." -- Andy Katz (@TheAndyKatz) -- NCAA.com																																																																																																																																																																
1982-83 13-1 .929 8-1 .889 188,608 13,472							• "The atmosphere at Mackey Arena is one of the best I've ever been in. This place rivals anything I have ever seen. Just an incredible home crowd." -- Chris Holtmann -- Ohio State University head coach																																																																																																																																																																
1983-84 12-1 .923 8-1 .889 173,147 13,319							• "I'll be surprised if anybody beats this team in this building. It's one of the toughest environments I've ever seen." -- David Padgett -- University of Louisville interim head coach																																																																																																																																																																
1984-85 12-4 .750 6-3 .667 202,784 12,674							• "I feel like I say this every time Purdue plays a big home game but Mackey is a legitimately terrifying place." -- Eamonn Brennan (@eamonnbrennan) -- ESPN.com																																																																																																																																																																
1985-86 13-2 .867 7-2 .778 200,085 13,339							• "Our teams never won there. Crazy atmosphere! There are some environments that can't be replicated and Mackey Arena is one of them." -- Kenyon Murray (@PHawkKenyon) -- Former Iowa basketball player																																																																																																																																																																
1986-87 12-1 .923 8-1 .889 183,599 14,123							• "Have said this for years: Mackey Arena has a case for most-intimidating atmosphere in the league when it's rolling. Tonight, it's rolling." -- Zach Osterman (@ZachOsterman) -- Indiana beat writer for Indy Star																																																																																																																																																																
1987-88 15-1 .938 9-0 1.000 218,384 13,649							• "Look up intimidation in the dictionary and you'll find a picture of Mackey Arena." -- Loren Tate (@Tatelines) -- Champaign News-Gazette																																																																																																																																																																
1988-89 11-3 .786 6-3 .667 197,722 14,123																																																																																																																																																																							
1989-90 12-1 .923 8-1 .889 180,843 13,911																																																																																																																																																																							
1990-91 11-5 .688 6-3 .667 223,664 13,979																																																																																																																																																																							
1991-92 13-5 .722 5-4 .556 242,370 13,465																																																																																																																																																																							
1992-93 9-5 .643 4-5 .444 197,722 14,123																																																																																																																																																																							
1993-94 13-1 .929 8-1 .889 197,722 14,123																																																																																																																																																																							
1994-95 12-1 .923 8-1 .889 183,599 14,123																																																																																																																																																																							
1995-96 13-1 .929 8-1 .889 197,722 14,123																																																																																																																																																																							
1996-97 11-3 .786 7-2 .778 196,770 14,055																																																																																																																																																																							
1997-98 13-1 .929 7-1 .875 197,722 14,123																																																																																																																																																																							
1998-99 12-4 .750 4-4 .500 225,968 14,123																																																																																																																																																																							
1999-00 12-2 .857 7-1 .875 194,152 13,868																																																																																																																																																																							
2000-01 11-7 .611 4-4 .500 215,244 11,958																																																																																																																																																																							
2001-02 11-4 .733 5-3 .625 178,020 11,868																																																																																																																																																																							
2002-03 14-1 .933 7-1 .875 158,280 10,552																																																																																																																																																																							
2003-04 9-5 .643 4-4 .500 163,814 11,701																																																																																																																																																																							
2004-05 6-9 .400 3-5 .375 175,215 11,681																																																																																																																																																																							
2005-06 9-5 .643 3-5 .375 149,618 10,687																																																																																																																																																																							
2006-07 16-1 .941 7-1 .875 199,733 11,749																																																																																																																																																																							
2007-08 16-1 .941 9-0 1.000 209,865 12,345																																																																																																																																																																							
2008-09 15-3 .833 7-2 .778 246,744 13,708																																																																																																																																																																							
2009-10 14-2 .875 7-2 .778 218,896 13,681																																																																																																																																																																							
2010-11 16-0 1.000 9-0 1.000 222,659 13,916																																																																																																																																																																							
2011-12 13-4 .765 5-4 .556 226,504 13,324																																																																																																																																																																							
2012-13 12-7 .632 5-4 .556 225,286 11,857																																																																																																																																																																							
2013-14 12-5 .706 4-5 .444 216,553 12,738																																																																																																																																																																							
2014-15 14-3 .824 8-1 .889 195,884 11,523																																																																																																																																																																							
2015-16 17-1 .944 8-1 .889 245,916 13,662																																																																																																																																																																							
2016-17 15-2 .882 8-1 .889 234,930 13,819																																																																																																																																																																							
2017-18 16-1 .941 8-1 .889 243,844 14,344																																																																																																																																																																							
2018-19 15-0 1.000 10-0 1.000 217,005 14,467																																																																																																																																																																							
2019-20 11-5 .688 6-4 .600 236,864 14,804																																																																																																																																																																							
2020-21 11-1 .917 8-1 .889 2,850 238																																																																																																																																																																							
2021-22 8-1 .889 1-1 .500 133,236 14,804																																																																																																																																																																							
RECORD VS. BIG TEN OPPONENTS																																																																																																																																																																							
Opponent	Record	Opponent					Record																																																																																																																																																																
Nebraska	7-0	Indiana					35-12																																																																																																																																																																
Rutgers	6-1	Illinois					33-12																																																																																																																																																																
Wisconsin	42-5	Michigan State					33-14																																																																																																																																																																
Penn State	22-3	Michigan					30-18																																																																																																																																																																
Northwestern	43-6	Ohio State					29-18																																																																																																																																																																
Minnesota	42-7	Maryland					4-1																																																																																																																																																																
Iowa	36-11																																																																																																																																																																						

HEAD COACH MATT PAINTER

► **Record at Purdue:** 367-186 (.664) / 17th year | **Career Record:** 392-191 (.672) / 18th year

- With five Sweet 16 appearances, 12 NCAA Tournament berths, three Big Ten regular-season championships, a Big Ten Tournament title, an Elite Eight and an international gold medal on his résumé, 17th-year head coach Matt Painter is widely regarded as one of the brightest young minds in all of college basketball.
- He was voted by his peers as the NABC National Coach of the Year after leading a team that started with a 6-5 record to the 2019 Elite Eight.
- Painter was named the 2019 Big Ten Coach of the Year and has led Purdue to six straight NCAA Tournaments – the seventh-longest active streak in America. Included in that stretch are Sweet 16 appearances (and beyond) in three of the last four tournaments.
- Painter affirmed his long-term commitment to Purdue in October of 2018, agreeing to a two-year extension that will keep him in West Lafayette through at least the 2023-24 season. The deal features five, one-year extensions that go into effect through the 2028-29 season. Following the 2029 season, Painter will still only be 58 years old.
- Painter enters the 2021-22 season third on the school's all-time wins list (355) behind legendary mentors, Gene Keady and Ward "Piggy" Lambert, both of whom have been inducted into the College Basketball Hall of Fame.
- Has averaged almost 23 wins a season in his 16 years at Purdue. If you don't include the first transitional year (9-19 record), the average balloons to 24.0 wins per year over the last 15 seasons.
- Has won at least 25 games in nine of his 17 seasons as a collegiate head coach.
- Painter's four Big Ten Coach of the Year honors are the third most in league history (**Gene Keady - 7; Bobby Knight - 5; Bo Ryan - 4**).
- Painter has averaged 11.3 wins per year in conference play, the fifth-best average in Big Ten Conference history.
- Painter's 12 NCAA Tournament appearances in the last 14 events are the eighth most in the country.
- Coach Painter's 13 NCAA Tournaments are the most for a coach nationally under the age of 55 (as of April 1, 2022 – Painter is 51 years old).
- Purdue has finished first or second in Big Ten play in seven of Painter's last 14 years.
- Has had 68 Academic All-Big Ten honorees in his 16 previous years at Purdue.
- Lastly, the five winningest classes in school history have come during the Painter era (2019, 2018, 2012, 2011, 2010).

IN THE RECORD BOOKS

BIG TEN COACH OF THE YEAR HONORS

7	Gene Keady	Purdue
5	Bobby Knight	Indiana
4	Matt Painter	Purdue
4	Bo Ryan	Wisconsin
3	Tom Izzo	Michigan State
3	Thad Matta	Ohio State

BIG TEN WINS LEADERS (ALL GAMES)

Rk.	Coach, Team	Wins
1.	Bob Knight, Indiana	659
2.	Tom Izzo, Michigan State	656
3.	Gene Keady, Purdue	512
4.	Lou Henson, Illinois	421
5.	Piggy Lambert, Purdue	371
6.	Matt Painter, Purdue	367
7.	Bo Ryan, Wisconsin	364
	Branch McCracken, Indiana	364

BIG TEN WINS LEADERS (CONF. GAMES)

Rk.	Coach, Team	Wins
1.	Bob Knight, Indiana	353
2.	Tom Izzo, Michigan State	315
3.	Gene Keady, Purdue	265
4.	Piggy Lambert, Purdue	228
5.	Lou Henson, Illinois	214
6.	Branch McCracken, Indiana	210
7.	Jud Heathcote, Michigan State	182
8.	Matt Painter, Purdue	181

► Through games played Jan. 5, 2022.

ABOUT HEAD COACH MATT PAINTER

Born	Aug. 27, 1970
Hometown	Muncie, Indiana
High School	Delta High School
Degree	Purdue (1993); sociology
Master's	Eastern Illinois (1998); athletics administration

COACHING EXPERIENCE

Years	School, Position
1993-94	Wash. & Jefferson, asst. coach
1994-95	Barton College, asst. coach
1995-98	Eastern Illinois, asst. coach
1998-03	Southern Illinois, asst. coach
2003-04	Southern Illinois, head coach
2004-05	Purdue, associate head coach
2006-pres.	Purdue, head coach

PLAYING EXPERIENCE

Years	
1990-93	Purdue (Honorable mention All-Big Ten, 1993)

COACHING HONORS

2004	Missouri Valley Coach of the Year
2004	District V Coach of the Year (USBWA)
2008	Big Ten Coach of the Year
2008	District V Coach of the Year (USBWA)
2008	District 10 Coach of the Year (NABC)
2010	Big Ten Coach of the Year
2010	District V Coach of the Year (USBWA)
2010	District 7 Coach of the Year (NABC)
2011	Big Ten Coach of the Year
2011	District V Coach of the Year (USBWA)
2011	District 7 Coach of the Year (NABC)
2017	District V Coach of the Year (USBWA)
2019	NABC National Coach of the Year
2019	Big Ten Coach of the Year
2019	District V Coach of the Year (USBWA)
2019	District 7 Coach of the Year (NABC)

COACHING TREE

• Greg Gary	Mercer (head coach)
• Steve Lutz	Texas A&M - Corpus Christi (head coach)
• Cuonzo Martin	Missouri (head coach)
• Jack Owens	Miami, Ohio (head coach)
• Micah Shrewsberry	Penn State (head coach)
• Spike Albrecht	Purdue (graduate assistant)
• Dru Anthrop	Los Angeles Lakers (video coordinator)
• Joey Brooks	Cal State Fullerton (assistant coach)
• D.J. Byrd	Mercer (assistant coach)
• Tarrance Crump	DePaul (director of player development)
• Grady Eifert	Penn State (video coordinator)
• Johnny Hill	Idaho (assistant coach)
• Kenneth Lowe	Miami, Ohio (assistant coach)
• Tommy Luce	Purdue (graduate assistant)
• Cowan Olinger	Miami, Ohio (director of operations)
• Rick Ray	Colorado (assistant coach)
• J.R. Reynolds	Miami, Ohio (assistant coach)
• Ryne Smith	Mercer (director of operations)
• P.J. Thompson	Purdue (director of player development)

NBA DRAFT PICKS UNDER PAINTER

2007	Carl Landry, 31st to Seattle
2011	JaJuan Johnson, 27th to Boston via New Jersey
2011	E'Twaun Moore, 55th overall to Boston
2012	Robbie Hummel, 58th to Minnesota
2016	A.J. Hammons, 46th to Dallas
2017	Caleb Swanigan, 26th to Portland
2018	Vince Edwards, 52nd to Houston via Utah
2019	Carsen Edwards, 33rd to Boston via Philadelphia

ALL-AMERICANS UNDER PAINTER

2010	Robbie Hummel, 2nd (NABC) / HM (AP)
2010	E'Twaun Moore, HM (AP)
2011	JaJuan Johnson, Consensus
2011	E'Twaun Moore, 3rd (NABC) / HM (AP)
2012	Robbie Hummel, HM (AP)
2016	A.J. Hammons, HM (AP)
2017	Caleb Swanigan, Consensus
2018	Carsen Edwards, 2nd (NABC) / 3rd (Sporting News)
2018	Isaac Haas, HM (AP)
2019	Carsen Edwards, Consensus (2nd team)
2021	Trevion Williams, HM (AP)

YEAR-BY-YEAR COACHING RECORD

Year	School	Overall	Pct.	Conf.	Pct.	Postseason
2003-04	Southern Illinois	25-5	.833	17-1	.944	NCAA (0-1)
2005-06	Purdue	9-19	.321	3-13	.188	
2006-07	Purdue	22-12	.647	9-7	.563	NCAA (1-1)
2007-08	Purdue	25-9	.735	15-3	.833	NCAA (1-1)
2008-09	Purdue	27-10	.730	11-7	.611	NCAA (2-1)
2009-10	Purdue	29-6	.829	14-4	.778	NCAA (2-1)
2010-11	Purdue	26-8	.765	14-4	.778	NCAA (1-1)
2011-12	Purdue	22-13	.629	10-8	.556	NCAA (1-1)
2012-13	Purdue	16-18	.471	8-10	.444	CBI (1-1)
2013-14	Purdue	15-17	.469	5-13	.278	
2014-15	Purdue	21-13	.618	12-6	.667	NCAA (0-1)
2015-16	Purdue	26-9	.743	12-6	.667	NCAA (0-1)
2016-17	Purdue	27-8	.771	14-4	.778	NCAA (2-1)
2017-18	Purdue	30-7	.811	15-3	.833	NCAA (2-1)
2018-19	Purdue	26-10	.722	16-4	.800	NCAA (3-1)
2019-20	Purdue	16-15	.516	9-11	.450	
2020-21	Purdue	18-10	.643	13-6	.684	NCAA (0-1)
2021-22	Purdue	12-2	.857	1-2	.333	
Southern Illinois (1)		25-5	.833	17-1	.944	1 NCAA (0-1)
Purdue (17th)		367-186	.664	181-111	.620	12 NCAA (15-12)
Career (18th)		392-191	.672	198-112	.639	13 NCAA (15-13)
Postseason Record		28-29	.491			
MVC Tournament		1-1	.500			
Big Ten Tournament		11-14	.458			
NCAA Tournament		15-13	.536			
CBI Invitational		1-1	.500			

MISCELLANEOUS

MILESTONE VICTORIES

Win	Score	Opponent	Date
1	67-62	Wyoming	11-22-03
26	82-75	Wofford (1st win at Purdue)	11-19-05
50	62-38	Michigan State	2-7-07
100	49-45	Iowa	2-14-09
150	82-69	Northwestern	12-31-10
200	89-73	Minnesota	3-9-13
225	72-68	Minnesota (200th win at Purdue)	12-31-14
250	61-55	Wisconsin	12-29-15
300	86-61	IUPUI	12-10-17
325	84-46	Robert Morris (300th win at Purdue)	11-23-18
350	59-56	[20] VCU	11-29-19
375	75-70	Northwestern (350th win at Purdue)	2-6-21

PAINTER'S HOME RECORD AT PURDUE

Year	Non-Conf.	Big Ten	Overall
2005-06	6-0	3-5	9-5
2006-07	9-0	7-1	16-1
2007-08	7-1	9-0	16-1
2008-09	8-1	7-2	15-3
2009-10	7-0	7-2	14-2
2010-11	7-0	9-0	16-0
2011-12	8-0	5-4	13-4
2012-13	7-3	5-4	12-7
2013-14	8-0	4-5	12-5
2014-15	6-2	8-1	14-3
2015-16	9-0	8-1	17-1
2016-17	7-1	8-1	15-2
2017-18	8-0	8-1	16-1
2018-19	5-0	10-0	15-0
2019-20	5-1	6-4	11-5
2020-21	3-0	8-1	11-1
2021-22	7-0	1-1	8-1
TOTALS	117-9 (.929)	113-33 (.774)	230-42 (.846)

GAME 15 // [3] PURDUE vs. PENN STATE // JANUARY 8, 2022

WINS OVER TOP-25 TEAMS (56)				PAINTER AMONG THE NATION'S BEST					
Date	Opponent	Site	Score	WINS PER SEASON IN BIG TEN PLAY					
2-11-06	[22] Michigan	Home	84-70	Avg.	Coach	School	Wins	Years	
11-29-06	[25] Virginia	Home	61-59	12.3	Bo Ryan	Wisconsin	172	2002-15	
2-15-07	[24] Indiana	Home	81-68	12.2	Bob Knight	Indiana	353	1972-00	
12-15-07	[22] Louisville	Indianapolis, Ind.	67-59	12.0	Tom Izzo	Michigan State	310	1996-pres.	
1-26-08	[11] Wisconsin	Home	60-56	11.5	Thad Matta	Ohio State	150	2005-17	
2-9-08	[8] Wisconsin	Away	72-67	11.3	Matt Painter	Purdue	180	2006-pres.	
2-12-08	[10] Michigan State	Home	60-54	10.6	Gene Keady	Purdue	265	1981-05	
12-20-08	[22] Davidson	Indianapolis, Ind.	76-58	* - Minimum 100 wins. / Through 2020-21 season.					
1-22-09	[21] Minnesota	Away	70-62	ACTIVE BIG TEN COACHES TO WIN A CHAMPIONSHIP					
2-17-09	[6] Michigan State	Home	72-54	Coach	School		RS	Tourn.	
3-21-09	[15] Washington	Portland, Ore. (NCAA)	76-74	Tom Izzo	Michigan State		10	6	
11-23-09	[9] Tennessee	St. Thomas, US Virgin Islands	73-72	Matt Painter	Purdue		3	1	
1-1-10	[6] West Virginia	Home	77-62	Greg Gard	Wisconsin		1		
1-28-10	[16] Wisconsin	Home	60-57	Juwan Howard	Michigan		1		
2-9-10	[10] Michigan State	Away	76-64	Mark Turgeon	Maryland		1		
2-17-10	[9] Ohio State	Away	60-57	NCAA TOURNAMENTS BY BIG TEN COACHES					
3-21-10	[23] Texas A&M	Spokane, Wash. (NCAA)	63-61 -	App.	Coach	Current School	Total Yrs.		
1-22-11	[17] Michigan State	Home	86-76	23	Tom Izzo	Michigan State	26		
1-29-11	[16] Minnesota	Home	73-61	13	Matt Painter	Purdue	17		
2-16-11	[10] Wisconsin	Home	70-62	10	Mark Turgeon	Maryland	21		
2-20-11	[2] Ohio State	Home	76-63	10	Fran McCaffery	Iowa	25		
2-25-12	[11] Michigan	Away	75-61	6	Chris Holtmann	Ohio State	10		
3-16-12	[24] Saint Mary's	Omaha, Neb. (NCAA)	72-69	5	Brad Underwood	Illinois	8		
1-2-13	[11] Illinois	Home	68-61	4	Greg Gard	Wisconsin	6		
3-3-13	[17] Wisconsin	Away	69-56	4	Fred Hoiberg	Nebraska	7		
1-24-15	[25] Iowa	Home	67-63	2	Steve Pikiell	Rutgers	16		
1-28-15	[22] Indiana	Home	83-67	1	Juwan Howard	Michigan	2		
2-4-15	[20] Ohio State	Home	60-58	1	Chris Collins	Northwestern	8		
2-6-16	[8] Michigan State	Home	82-81 -	0	Ben Johnson	Minnesota	0		
2-27-16	[10] Maryland	Home	83-79	0	Micah Shrewsberry	Penn State	0		
12-17-16	[21] Notre Dame	Indianapolis, Ind.	86-81	0	Mike Woodson	Indiana	0		
1-8-17	[13] Wisconsin	Home	66-55	► While coaching at all schools. / Through 2020-21 season.					
2-1-17	[25] Northwestern	Home	80-59	WINS AT PURDUE					
2-4-17	[17] Maryland	Away	73-72	Coach	Yrs.	Gms.	W	L	Pct.
3-18-17	[17] Iowa State	Milwaukee, Wis. (NCAA)	80-76	Gene Keady	25	782	512	270	.655
11-24-17	[2] Arizona	Paradise Island, Bahamas	89-64	Ward Lambert	29	523	371	152	.709
11-28-17	[17] Louisville	Home	66-57	Matt Painter	17th	553	367	186	.664
1-25-18	[25] Michigan	Home	92-88	GAMES COACHED AT PURDUE					
12-6-18	[23] Maryland	Home	62-60	Coach	Yrs.	Gms.	W	L	Pct.
1-3-19	[25] Iowa	Home	86-70	Gene Keady	25	782	512	270	.655
1-19-19	[25] Indiana	Home	70-55	Matt Painter	17th	553	367	186	.664
1-27-19	[6] Michigan State	Home	73-63	Ward Lambert	29	523	371	152	.709
3-23-19	[23] Villanova	Hartford, Conn. (NCAA)	87-61						
3-28-19	[6] Tennessee	Louisville, Ky. (NCAA)	99-94 -						
11-29-19	[20] VCU	Destin, Fla.	59-56						
12-4-19	[5] Virginia	Home	69-40						
1-12-20	[8] Michigan State	Home	71-42						
2-5-20	[17] Iowa	Home	104-68						
3-3-20	[18] Iowa	Away	77-68						
12-16-20	[20] Ohio State	Home	67-60						
1-8-21	[23] Michigan State	Away	55-54						
1-19-21	[15] Ohio State	Away	67-65						
1-30-21	[21] Minnesota	Home	81-62						
3-2-21	[25] Wisconsin	Home	73-69						
11-20-21	[18] North Carolina	Uncasville, Conn.	93-84						
11-21-21	[5] Villanova	Uncasville, Conn.	80-74						
Most wins vs. ranked team:			Michigan State - 8						
Best record (min. 4 games):			Wisconsin (7-7; .500)						
Worst record (min. 4 games):			Ohio State (4-12; .250)						

NCAA DIVISION I ACTIVE WINS LIST (55 or younger)

Wins	Coach	School	Age	Years
414	Mick Cronin	UCLA	50	19th
406	Scott Drew	Baylor	51	20th
392	Matt Painter	Purdue	51	18th
377	Brad Brownell	Clemson	53	20th
376	Travis Ford	Saint Louis	52	22nd
373	Tony Bennett	Virginia	52	16th

► Through games played Jan. 5, 2022.

► Min. 5 years as a D-I coach // age as of April 1, 2022.

MOST APPEARANCES IN NCAA TOURNAMENT*

NCAAs	S-16s	Coach	School	Age*	Yrs.*
35	25	Mike Krzyzewski	Duke	75	47th
35	20	Jim Boeheim	Syracuse	77	46th
25	7	Rick Barnes	Tennessee	67	35th
25	9	Bob Huggins	West Virginia	68	37th
23	14	Tom Izzo	Michigan State	67	27th
22	13	Bill Self	Kansas	59	29th
21	10	Mark Few	Gonzaga	59	23rd
20	15	John Calipari	Kentucky	63	30th
18	9	Tubby Smith	High Point	70	31st
17	7	Jay Wright	Villanova	60	28th
15	5	Dana Altman	Oregon	63	34th
14	3	Mike Brey	Notre Dame	63	27th
13	5	Matt Painter	Purdue	51	18th
12	4	Bruce Weber	Kansas State	65	24th
12	2	Mick Cronin	UCLA	50	19th

► Active coaches (through 2020-21 season).

* Age as of May 1, 2022.

PURDUE RECORD BREAKDOWN																
Year	Overall	Big Ten	Non-Con.*	B1G Tour.	NCAAs	Home	Road	Neutral	vs. Top-25	Unranked	Nov.	Dec.	Jan.	Feb.	March	Longest W Streak
	W-L	W-L	W-L	W-L	W-L	W-L	W-L	W-L	W-L	W-L	W-L	W-L	W-L	W-L	W-L	
2005-06	9-19	3-13	6-5	0-1	0-0	9-5	0-11	0-3	1-7	8-12	2-2	4-3	1-7	2-4	0-3	3 (Dec. 17-28)
2006-07	22-12	9-7	11-3	1-1	1-1	16-1	2-7	4-4	2-7	20-5	5-1	6-2	3-5	5-2	3-2	6 (Nov. 21-Dec. 9)
2007-08	25-9	15-3	9-4	0-1	1-1	16-1	6-5	3-3	4-4	21-5	3-1	6-3	7-1	6-1	3-3	11 (Jan. 12-Feb. 16)
2008-09	27-10	11-7	11-2	3-0	2-1	15-3	5-5	7-2	4-5	23-5	5-1	6-2	6-1	5-3	5-3	6 (Two Times)
2009-10	29-6	14-4	12-0	1-1	2-1	14-2	8-2	7-2	6-3	23-3	5-0	7-0	6-3	6-1	5-2	14 (Nov. 13-Jan. 5)
2010-11	26-8	14-4	11-2	0-1	1-1	16-0	7-5	3-3	4-2	22-6	5-1	8-0	5-3	6-1	2-3	10 (Dec. 1-Jan. 9)
2011-12	22-13	10-8	10-3	1-1	1-1	13-4	5-5	4-4	2-10	20-3	7-1	5-2	3-4	5-3	2-3	4 (Nov. 11-18)
2012-13	16-18	8-10	8-7*	0-1	0-0	12-7	4-7	0-4	2-8	14-10	3-3	3-3	5-4	2-5	3-3	3 (Two Times)
2013-14	15-17	5-13	10-3	0-1	0-0	12-5	2-8	1-4	0-9	15-8	5-2	5-2	3-4	2-5	0-4	5 (Nov. 8-24)
2014-15	21-13	12-6	8-5	1-1	0-1	14-3	4-6	3-4	3-4	18-9	5-1	4-4	5-3	5-1	2-4	4 (Two Times)
2015-16	26-9	12-6	12-1	2-1	0-1	17-1	5-5	4-3	2-5	24-4	6-0	7-1	6-3	3-3	4-2	11 (Nov. 13-Dec. 12)
2016-17	27-8	14-4	11-2	0-1	2-1	15-2	6-4	6-2	5-3	22-5	5-2	7-0	5-3	7-1	3-2	7 (Dec. 3-28)
2017-18	30-7	15-3	11-2	2-1	2-1	16-1	8-2	6-4	3-4	27-3	6-2	7-0	9-0	4-3	4-2	19 (Nov. 24-Feb. 3)
2018-19	26-10	16-4	7-4	0-1	3-1	15-0	6-6	5-4	6-6	20-4	5-2	3-3	7-1	6-1	5-3	8 (Jan. 11-Feb. 9)
2019-20	16-15	9-11	7-4	CANC.	CANC.	11-5	4-8	1-2	5-6	11-9	4-3	4-2	3-5	4-4	1-1	3 (Twice)
2020-21	18-10	13-6	5-2	0-1	0-1	11-1	5-6	2-3	5-5	13-5	1-1	6-3	5-2	4-2	2-2	5 (Feb. 16-March 6)
2021-22	12-2	1-2	11-0			8-1	0-1	4-0	2-1	10-1	7-0	5-1	0-1			8 (Nov. 9-Dec. 3)
TOTALS	367-186	181-111	160-49	11-14	15-12	230-42	77-93	60-51	56-89	311-97	79-23	93-31	79-50	72-40	44-42	19 games
PCT.	.664	.620	.766	.440	.556	.846	.453	.541	.386	.762	.775	.750	.612	.643	.512	
STREAK	L-1	L-2	W-13	L-3	L-2	L-1	L-1	W-4	L-1	W-4	W-7	W-4	L-1	W3	L-2	

* - Denotes regular-season non-conference play. Does not include postseason opponents, except for the 2013 CBI (1-1).

2021-22 RESULTS / LEADERS

Overall Record: 12-2 **Home:** 8-1 **Away:** 0-1 **Neutral:** 4-0
Big Ten Record: 1-2 **Home:** 1-1 **Away:** 0-1

Date	P / O	Opponent	W/L	Score	High Scorer	High Rebounds	High Assists	High Steals	High Blocks	Attend.
Nov. 9	7 / -	Bellarmine	W	96-67	Stefanovic (23)	Edey, Furst (9)	Thompson (4)	Morton (4)	Three Players (1)	14,804
Nov. 12	7 / -	Indiana State	W	92-67	Ivey (27)	Edey (10)	Ivey, Stefanovic (4)	Ivey, Morton (2)	Williams (4)	14,804
Nov. 16	6 / -	Wright State	W	96-52	Williams (20)	Williams (13)	Hunter Jr. (4)	Edey, Williams (2)	Edey, Morton (2)	14,804
Nov. 20	1 6 / 18	vs. North Carolina	W	93-84	Stefanovic (23)	Ivey (10)	Stefanovic (8)	Hunter Jr., Ivey (2)	Furst (2)	9,176
Nov. 21	1 6 / 5	vs. Villanova	W	80-74	Edey (21)	Ivey (7)	Ivey (7)	Williams (3)	Ivey (1)	9,100
Nov. 26	3 / -	Omaha	W	97-40	Edey (20)	Williams (10)	Stefanovic (5)	Ivey (2)	Edey (3)	14,804
Nov. 30	2 2 / -	Florida State	W	93-65	Ivey (18)	Four Players (6)	Stefanovic (8)	Five Players (1)	Furst, Ivey (2)	14,804
Dec. 3	* 2 / -	Iowa	W	77-70	Ivey (19)	Williams (18)	Williams (3)	Ivey (2)	Edey, Gillis (1)	14,804
Dec. 9	* 1 / -	at Rutgers	L	68-70	Williams (21)	Williams (11)	Ivey (3)	Ivey (3)	Edey, Gillis (1)	8,000
Dec. 12	3 1 / -	vs. North Carolina St.	W	82-72	Williams (22)	Williams (12)	Williams (9)	Three Players (2)	Williams (4)	7,124
Dec. 18	4 3 / -	vs. Butler	W	77-48	Ivey (22)	Edey (11)	Morton, Stefanovic (3)	Four Players (1)	Edey (2)	17,905
Dec. 20	3 / -	Incarnate Word	W	79-59	Edey (13)	Edey (9)	Three Players (4)	Newman, Stefanovic (2)	Three Players (1)	14,804
Dec. 29	3 / -	Nicholls	W	104-90	Edey (21)	Williams (11)	Williams (8)	Three Players (1)	Edey, Gillis (2)	14,804
Jan. 3	* 3 / 23	Wisconsin	L	69-74	Edey (24)	Edey (10)	Morton (4)	Morton (2)	---	14,804
Jan. 8	*	at Penn State								
Jan. 11	*	at Michigan								
Jan. 14	*	Nebraska								
Jan. 17	*	at Illinois								
Jan. 20	*	at Indiana								
Jan. 23	*	Northwestern								
Jan. 26	*	at Iowa								
Jan. 30	*	Ohio State								
Feb. 2	*	at Minnesota								
Feb. 5	*	Michigan								
Feb. 10	*	Illinois								
Feb. 13	*	Maryland								
Feb. 16	*	at Northwestern								
Feb. 20	*	Rutgers								
Feb. 26	*	at Michigan State								
March 1	*	at Wisconsin								
March 5	*	Indiana								
March 9-13	5	Big Ten Tournament								

- * Denotes Big Ten Conference game
1 Denotes Basketball Hall of Fame Tipoff Classic (Uncasville, Conn.)
2 Denotes Big Ten / ACC Challenge (West Lafayette, Ind.)
3 Denotes Basketball Hall of Fame Invitational (Brooklyn, N.Y.)
4 Denotes Crossroads Classic (Indianapolis, Ind.)
5 Denotes Big Ten Tournament (Indianapolis, Ind.)

2021-22 ATTENDANCE TOTALS

OVERALL					BIG TEN CONFERENCE GAMES				
Site	Games	Totals	Avg.	High	Site	Games	Totals	Avg.	High
Home	9	133,236	14,804	14,804 (Nine Times)	Home	2	29,608	14,804	14,804 (Two Times)
Away	1	8,000	8,000	8,000 at Rutgers (12-9-21)	Away	1	8,000	8,000	8,000 at Rutgers (12-9-21)
Neutral	4	43,305	10,826	17,905 vs. Butler (12-18-21)					
Totals	14	184,541	13,181	17,905 vs. Butler (12-18-21)	Totals	3	37,608	12,536	14,804 (Two Times)

2021-22 MARGINS OF VICTORY

	1	2	3	4	5	6	7	8	9	10	11	12	13	14	15	16	17	18	19	20	21	22	23	24	25+
Purdue						1	1		1	1				1											7
Opponents	1				1																				

LARGEST LEADS / DEFICITS

WHEN LEADING					WHEN TRAILING				
Largest Margin of Victory				57 (97-40) vs. Omaha (11-26-21)	Largest Margin of Defeat				5 (69-74) vs. [23] Wisconsin (1-3-22)
Largest Overall Lead				58 (93-35; 4:39 2nd) vs. Omaha (11-26-21)	Largest Overall Deficit				13 (41-54; 9:10 2nd) vs. North Carolina State (12-12-21)
Largest Halftime Lead				35 (52-17) vs. Omaha (11-26-21)	Largest Halftime Deficit				5 (24-29) vs. [23] Wisconsin (1-3-22)
Largest Lead in a Loss				10 (57-47; 8:34 2nd) vs. Rutgers (12-9-21)	Largest Deficit Overcome in a Win				13 (41-54; 9:10 2nd) vs. North Carolina State (12-12-21)
Largest Halftime Lead in a Loss				---	Largest Halftime Deficit in a Win				4 (27-31) vs. North Carolina State (12-12-21)
Largest Purdue Run				29 vs. Omaha (11-26-21)	Largest Opponent Run				12 by Rutgers (12-9-21)

2021-22 OVERALL STATISTICS

Game Records

Record	Overall	Home	Away	Neutral
ALL GAMES	12-2	8-1	0-1	4-0
CONFERENCE	1-2	1-1	0-1	0-0
NON-CONFERENCE	11-0	7-0	0-0	4-0

Score by Periods

Team	1st	2nd	OT	TOT
Purdue	588	599	16	1203
Opponents	407	519	6	932

Team Box Score

No.	Player				Total		3-Point		F-Throw		Rebounds											
		GP-GS	MIN	AVG	FG-FGA	FG%	3FG-3FGA	3FG%	FT-FTA	FT%	OFF	DEF	TOT	AVG	PF	DQ	A	TO	BLK	STL	PTS	AVG
23	IVEY, Jaden	14-14	395:03	28.2	78-151	.517	30-67	.448	45-61	.738	5	64	69	4.9	26	0	44	33	7	17	231	16.5
15	EDEY, Zach	14-10	248:10	17.7	85-120	.708	0-0	.000	48-68	.706	41	64	105	7.5	25	0	18	28	19	5	218	15.6
50	WILLIAMS, Trevion	14-4	286:56	20.5	75-126	.595	3-7	.429	29-50	.580	43	80	123	8.8	30	0	43	27	11	15	182	13.0
55	STEFANOVIC, Sasha	14-14	376:20	26.9	46-109	.422	36-85	.424	29-33	.879	1	30	31	2.2	22	0	54	18	0	5	157	11.2
0	GILLIS, Mason	10-2	177:57	17.8	20-35	.571	11-21	.524	17-17	1.000	12	20	32	3.2	18	0	5	4	5	1	68	6.8
5	NEWMAN, Brandon	14-0	204:24	14.6	26-82	.317	22-66	.333	17-20	.850	2	30	32	2.3	16	1	13	8	3	5	91	6.5
11	THOMPSON, Isaiah	14-13	270:17	19.3	26-53	.491	21-42	.500	13-16	.813	6	12	18	1.3	16	0	20	8	0	3	86	6.1
3	FURST, Caleb	13-12	268:06	20.6	27-50	.540	5-15	.333	15-22	.682	25	44	69	5.3	12	0	8	13	8	3	74	5.7
2	HUNTER JR., Eric	14-1	292:04	20.9	16-47	.340	6-24	.250	6-11	.545	9	12	21	1.5	11	0	23	18	1	8	44	3.1
25	MORTON, Ethan	14-0	242:23	17.3	15-30	.500	6-11	.545	6-8	.750	3	24	27	1.9	17	0	35	6	2	11	42	3.0
21	FROST, Matt	7-0	15:07	2.2	1-5	.200	0-0	.000	2-2	1.000	3	0	3	0.4	2	0	0	0	0	1	4	0.6
34	BARRETT, Carson	7-0	17:06	2.4	1-5	.200	0-2	.000	0-1	.000	2	2	4	0.6	2	0	0	3	0	0	2	0.3
22	MARTIN, Chase	7-0	15:33	2.2	1-5	.200	0-0	.000	0-3	.000	0	1	1	0.1	3	0	1	2	0	1	2	0.3
14	WULBRUN, Jared	7-0	15:33	2.2	0-2	.000	0-1	.000	2-2	1.000	0	1	1	0.1	0	0	0	0	0	0	2	0.3
Team											21	25	46					3				
Total		14	2825		417-820	.509	140-341	.411	229-314	.729	173	409	582	41.6	200	1	264	171	56	75	1203	85.9
Opponents		14	2854		346-853	.406	119-372	.320	121-175	.691	123	266	389	27.8	280	11	180	150	26	75	932	66.6

Team Statistics

	PURDUE	OPP
Scoring	1203	932
Points per game	85.9	66.6
Scoring margin	+19.4	-
Field goals-att	417-820	346-853
Field goal pct	.509	.406
3 point fg-att	140-341	119-372
3-point FG pct	.411	.320
3-pt FG made per game	10.0	8.5
Free throws-att	229-314	121-175
Free throw pct	.729	.691
F-Throws made per game	16.4	8.6
Rebounds	582	389
Rebounds per game	41.6	27.8
Rebounding margin	+13.8	-
Assists	264	180
Assists per game	18.9	12.9
Turnovers	171	150
Turnovers per game	12.2	10.7
Turnover margin	-1.5	-
Assist/turnover ratio	1.5	1.2
Steals	75	75
Steals per game	5.4	5.4
Blocks	56	26
Blocks per game	4.0	1.9
Winning streak	0	-
Home win streak	0	-
Attendance	133236	0
Home games-Avg/Game	9-14804	1-0
Neutral site-Avg/Game	-	4-9045

Team Results

Date	Opponent		Score	Att.
11/09/2021	Bellarmino	W	96-67	14804
11/12/2021	Indiana St.	W	92-67	14804
11/16/2021	Wright St.	W	96-52	14804
11/20/2021	vs North Carolina	W	93-84	9176
11/21/2021	vs Villanova	W	80-74	9100
11/26/2021	Omaha	W	97-40	14804
11/30/2021	Florida St.	W	93-65	14804
12/03/2021	Iowa	W	77-70	14804
12/09/2021	at Rutgers	L	68-70	0
12/12/2021	vs NC State	Wot	82-72	0
12/18/2021	vs Butler	W	77-48	17905
12/20/2021	Incarnate Word	W	79-59	14804
12/29/2021	Nicholls St.	W	104-90	14804
01/03/2022	Wisconsin	L	69-74	14804

2021-22 BIG TEN CONFERENCE STATISTICS

Game Records

Record	Overall	Home	Away	Neutral
ALL GAMES	1-2	1-1	0-1	0-0
CONFERENCE	1-2	1-1	0-1	0-0
NON-CONFERENCE	0-0	0-0	0-0	0-0

Score by Periods

Team	1st	2nd	OT	TOT
Purdue	98	116	0	214
Opponents	91	123	0	214

Team Box Score

No.	Player				Total		3-Point		F-Throw		Rebounds											
		GP-GS	MIN	AVG	FG-FGA	FG%	3FG-3FGA	3FG%	FT-FTA	FT%	OFF	DEF	TOT	AVG	PF	DQ	A	TO	BLK	STL	PTS	AVG
23	IVEY, Jaden	3-3	91:14	30.4	15-31	.484	5-15	.333	13-19	.684	0	6	6	2.0	9	0	8	6	0	5	48	16.0
50	WILLIAMS, Trevion	3-1	66:51	22.3	16-37	.432	2-3	.667	9-15	.600	10	24	34	11.3	8	0	6	3	0	2	43	14.3
15	EDEY, Zach	3-2	53:03	17.7	17-29	.586	0-0	.000	9-16	.563	10	13	23	7.7	8	0	3	10	2	1	43	14.3
55	STEFANOVIC, Sasha	3-3	95:02	31.7	7-24	.292	4-15	.267	7-9	.778	0	5	5	1.7	8	0	7	3	0	0	25	8.3
0	GILLIS, Mason	3-1	52:31	17.5	5-8	.625	5-7	.714	6-6	1.000	2	6	8	2.7	6	0	1	3	2	0	21	7.0
2	HUNTER JR., Eric	3-0	70:06	23.4	4-14	.286	3-8	.375	1-2	.500	1	3	4	1.3	1	0	5	7	0	2	12	4.0
5	NEWMAN, Brandon	3-0	32:03	10.7	2-12	.167	2-10	.200	2-2	1.000	1	1	2	0.7	2	0	3	3	0	2	8	2.7
25	MORTON, Ethan	3-0	52:20	17.4	2-6	.333	2-3	.667	1-2	.500	2	7	9	3.0	5	0	7	0	0	2	7	2.3
11	THOMPSON, Isaiah	3-3	50:22	16.8	0-4	.000	0-4	.000	5-6	.833	2	4	6	2.0	2	0	3	2	0	0	5	1.7
3	FURST, Caleb	3-2	36:28	12.2	1-2	.500	0-0	.000	0-0	.000	3	4	7	2.3	3	0	0	2	0	1	2	0.7
Team											6	7	13				2					
Total		3	600		69-167	.413	23-65	.354	53-77	.688	37	80	117	39.0	52	0	43	41	4	15	214	71.3
Opponents		3	600		77-170	.453	18-59	.305	42-59	.712	20	71	91	30.3	70	4	43	32	4	19	214	71.3


Team Statistics

	PURDUE	OPP
Scoring	214	214
Points per game	71.3	71.3
Scoring margin	0.0	-
Field goals-att	69-167	77-170
Field goal pct	.413	.453
3 point fg-att	23-65	18-59
3-point FG pct	.354	.305
3-pt FG made per game	7.7	6.0
Free throws-att	53-77	42-59
Free throw pct	.688	.712
F-Throws made per game	17.7	14.0
Rebounds	117	91
Rebounds per game	39.0	30.3
Rebounding margin	+8.7	-
Assists	43	43
Assists per game	14.3	14.3
Turnovers	41	32
Turnovers per game	13.7	10.7
Turnover margin	-3.0	-
Assist/turnover ratio	1.0	1.3
Steals	15	19
Steals per game	5.0	6.3
Blocks	4	4
Blocks per game	1.3	1.3
Winning streak	0	-
Home win streak	0	-
Attendance	29608	0
Home games-Avg/Game	2-14804	1-0
Neutral site-Avg/Game	-	0-0

Team Results

Date	Opponent		Score	Att.
12/03/2021	Iowa	W	77-70	14804
12/09/2021	at Rutgers	L	68-70	0
01/03/2022	Wisconsin	L	69-74	14804

GAME 15 // [3] PURDUE vs. PENN STATE // JANUARY 8, 2022



Official Basketball Box Score - Final
Wisconsin at Purdue
01/03/22 Mackey Arena, West Lafayette
2021-22 Men's Basketball

Game Time: 7:00 PM
Game Duration: 2:26
Attendance: 14,804

Officials: Larry Sciroto, Don Daily, Donnie Eppley

Wisconsin - 74			Record: 11-2 (2-1)															
NO. Name		Min	FG M-A	3P M-A	FT M-A	Rebounds			Fouls		TP	AS	TO	ST	Blocks		+/-	
						OR	DR	TOT	PF	FD						BS	BA	
5	Tyler Wahl	F 21:12	3-4	0-1	0-0	1	3	4	5	0	6	1	1	1	0	0	3	
22	Steven Crowl	F 23:11	2-6	0-3	0-0	1	1	2	5	2	4	1	0	0	0	0	-7	
1	Johnny Davis	G 37:52	13-24	2-5	9-12	1	13	14	2	8	37	3	3	2	2	0	5	
23	Chucky Hepburn	G 32:50	2-7	1-4	0-0	0	1	1	1	0	5	3	1	1	0	0	3	
34	Brad Davison	G 38:09	5-11	3-6	2-2	0	3	3	1	3	15	3	0	0	0	0	2	
2	Jordan Davis	04:44	0-1	0-1	0-0	0	2	2	1	0	0	0	0	1	0	0	2	
33	Chris Vogt	12:57	2-3	0-0	2-3	3	0	3	5	3	6	0	1	0	0	0	15	
14	Carter Gilmore	18:48	0-3	0-3	0-0	2	0	2	1	0	0	1	1	0	0	0	2	
0	Jahcobi Neath	02:08	0-1	0-1	1-2	0	1	1	1	1	1	0	0	0	0	0	0	
11	Lorne Bowman II	05:03	0-0	0-0	0-0	0	0	0	0	0	0	1	0	0	0	0	5	
20	Ben Carlson	03:06	0-0	0-0	0-0	0	0	0	0	0	0	0	0	0	0	0	-5	
Team						1	1	2			0			0				
Totals			27-60	6-24	14-19	9	25	34	22	17	74	13	7	5	2	0	5	

Shooting By Period		
1 st	FG%	13-30 43.3%
	3PT%	1-12 8.3%
	FT%	2-4 50%
2 nd	FG%	14-30 46.7%
	3PT%	5-12 41.7%
	FT%	12-15 80%
GM	FG%	27-60 45.0%
	3PT%	6-24 25.0%
	FT%	14-19 73.7%

Dead Ball Rebounds: 2, 1

Technical Fouls::NONE

Purdue - 69		Record: 12-2 (1-2)																
NO.	Name	Min	FG M-A	3P M-A	FT M-A	Rebounds			Fouls		TP	AS	TO	ST	Blocks		+/-	
						OR	DR	TOT	PF	FD						BS	BA	
0	Mason Gillis	F 22:53	3-4	3-4	0-0	1	3	4	1	1	9	0	2	0	0	0	0	-1
50	Trevion Williams	F 19:50	3-8	1-1	2-4	3	2	5	3	3	9	2	0	0	0	1		-2
11	Isaiah Thompson	G 20:29	0-2	0-2	0-0	1	2	3	1	0	0	2	1	0	0	0		14
23	Jaden Ivey	G 27:34	3-9	2-5	6-8	0	3	3	3	4	14	3	2	0	0	0		2
55	Sasha Stefanovic	G 37:14	2-8	1-5	3-4	0	2	2	2	3	8	3	1	0	0	0		1
2	Eric Hunter Jr.	19:31	1-4	0-1	0-0	0	1	1	0	1	2	2	2	0	0	0		-19
15	Zach Edey	20:11	10-17	0-0	4-8	5	5	10	3	8	24	2	4	0	0	0		-1
3	Caleb Furst	06:18	0-0	0-0	0-0	0	0	0	0	0	0	0	0	0	0	0		-6
25	Ethan Morton	19:57	1-2	1-1	0-0	0	6	6	4	1	3	4	0	2	0	0		-11
5	Brandon Newman	06:03	0-2	0-1	0-0	0	0	0	0	1	0	1	0	0	0	1		-2
Team						3	3	6			0		0					
Totals			23-56	8-20	15-24	13	27	40	17	22	69	19	12	2	0	2	-5	

Shooting By Period		
1 st	FG%	7-22 31.8%
	3PT%	4-11 36.4%
	FT%	6-10 60%
2 nd	FG%	16-34 47.1%
	3PT%	4-9 44.4%
	FT%	9-14 64.3%
GM	FG%	23-56 41.1%
	3PT%	8-20 40.0%
	FT%	15-24 62.5%

Dead Ball Rebounds: 3, 0

Technical Fouls::NONE

	WIS	PUR							
Biggest lead	7 (1 st 2:07)	7 (2 nd 11:12)	Points from	WIS	PUR	Period by Period Scoring			
Best Scoring Run	7(1 st 11:00)	8(2 nd 13:53)	Turnovers	12	10		1st	2nd	TOT
Lead Changes	17		Paint	28	28	WIS	29	45	74
Times Tied	6		Second Chance	12	12				
Time with Lead	20:49	15:19	Fast Breaks	6	6	PUR	24	45	69
			Bench	7	29				

GAME 15 // [3] PURDUE vs. PENN STATE // JANUARY 8, 2022

2021-22 GAME-BY-GAME COMPARISON																			
Team	W/L	FG-FGA	Pct.	3P-3PA	Pct.	FT-FTA	Pct.	O-D	Reb.	PF	A	TO	B	S	1st	2nd	OT	Pts.	PPP
[7] Purdue	W	28-56	.500	16-36	.444	24-29	.828	15-27	42	13	21	13	3	7	50	46		96	1.43
Bellarmine		24-59	.407	12-35	.343	7-8	.875	7-25	22	20	15	10	1	5	37	30		67	1.00
[7] Purdue	W	31-58	.534	8-20	.400	22-32	.688	12-30	42	14	19	12	8	6	51	41		92	1.26
Indiana State		25-64	.391	6-26	.231	11-14	.786	10-21	31	25	14	12	0	4	30	37		67	0.92
[6] Purdue	W	35-67	.522	11-28	.393	15-21	.714	19-37	56	15	18	17	4	9	51	45		96	1.28
Wright State		18-59	.305	5-26	.192	11-14	.786	6-17	23	17	8	15	0	6	17	35		52	0.69
[6] Purdue	W	34-61	.557	10-23	.435	15-22	.682	4-27	31	16	21	9	2	6	41	52		93	1.21
[18] North Carolina		31-69	.449	12-29	.414	10-12	.833	12-25	37	20	13	14	5	3	35	49		84	1.09
[6] Purdue	W	29-55	.527	10-23	.435	12-14	.857	12-26	38	18	17	11	1	4	31	49		80	1.33
[5] Villanova		26-58	.448	13-34	.382	9-17	.529	10-16	26	15	15	4	2	4	33	41		74	1.23
[3] Purdue	W	34-59	.576	9-17	.529	20-24	.833	14-39	53	6	19	12	6	4	52	45		97	1.45
Omaha		17-63	.270	5-28	.179	1-2	.500	8-14	22	14	8	9	2	6	17	23		40	0.60
[2] Purdue	W	35-59	.593	12-25	.480	11-14	.786	10-26	36	8	23	13	5	5	48	45		93	1.37
Florida State		26-63	.413	8-24	.333	5-6	.833	11-14	25	17	12	13	1	7	32	33		65	0.96
[2] Purdue	W	21-50	.420	8-19	.421	27-37	.730	8-34	42	18	14	17	2	5	39	38		77	1.01
Iowa		25-62	.403	5-21	.238	15-22	.682	6-24	30	29	12	9	0	6	26	44		70	0.92
[1] Purdue	L	25-61	.410	7-26	.269	11-16	.688	16-19	35	17	10	11	2	8	35	33		68	1.05
Rutgers		25-48	.521	7-14	.500	13-18	.722	5-22	27	19	18	15	2	7	36	34		70	1.08
[1] Purdue	W	30-60	.500	5-21	.238	17-25	.680	11-32	43	16	18	14	9	6	27	39	16	82	1.09
North Carolina State		26-62	.419	8-21	.381	12-15	.800	7-23	30	24	10	13	3	7	31	35	6	72	0.96
[3] Purdue	W	27-51	.529	11-22	.500	12-14	.857	11-31	42	15	17	10	5	4	39	38		77	1.33
Butler		19-59	.322	4-28	.143	6-14	.429	13-14	27	15	10	7	2	5	21	27		48	0.83
[3] Purdue	W	30-66	.455	11-32	.344	8-15	.533	19-27	46	14	18	11	3	6	45	34		79	1.23
Incarnate Word		22-54	.407	12-27	.444	3-5	.600	5-18	23	17	14	11	2	5	27	32		59	0.92
[3] Purdue	W	35-61	.574	14-29	.483	20-27	.741	9-27	36	13	30	8	3	6	55	49		104	1.42
Nicholls		35-73	.479	16-35	.457	4-9	.444	14-18	32	27	18	10	4	4	36	54		90	1.23
[3] Purdue	W	23-56	.411	8-20	.400	15-24	.625	13-27	40	17	19	12	0	2	24	45		69	1.03
[23] Wisconsin		27-60	.450	6-24	.250	14-19	.737	9-25	34	22	13	7	2	5	29	45		74	1.10

MISCELLANEOUS SINGLE-GAME INFORMATION

Date	Opponent	Biggest Lead		Lead Chang.	Ties	[---Time In the Lead---]			Biggest Run		Paint	Off TO	2nd-ch.	Bench	Starters	Fr.	So.	Jr.	Sr.
		PU	Opp.			PU	Opp.	Tied	PU	Opp.									
Nov. 9	Bellarmine	36	3	1	1	37:15	1:25	1:20	11	9	22-20	14-11	13-6	29-22	67-45	2	46	15	33
Nov. 12	Indiana State	30	5	1	1	36:43	2:02	1:15	16	10	42-36	21-14	13-2	21-30	71-37	12	59	4	17
Nov. 16	Wright State	49	3	1	0	38:42	0:50	0:28	14	6	46-16	22-15	31-3	44-7	52-45	14	44	4	34
Nov. 20	[18] North Carolina	13	1	2	1	39:08	0:16	0:36	10	7	42-18	19-10	5-21	28-14	65-70	8	33	3	49
Nov. 21	[5] Villanova	10	11	6	5	18:55	17:54	3:11	9	8	38-18	4-10	16-11	15-17	65-57	12	34	12	22
Nov. 26	Omaha	58	1	2	0	39:18	0:26	0:16	29	5	48-16	8-9	19-8	49-14	48-26	7	61	6	23
Nov. 30	Florida State	28	0	0	2	38:18	0:00	1:42	12	7	38-26	12-25	18-15	31-16	62-49	9	49	12	23
Dec. 3	Iowa	19	1	2	1	35:38	2:17	2:05	7	11	26-34	8-20	10-4	37-29	40-41	2	45	5	25
Dec. 9	Rutgers	10	7	6	5	19:29	16:32	3:59	11	12	36-28	16-4	22-4	31-5	37-65	0	32	0	36
Dec. 12	North Carolina State	10	13	1	2	4:45	38:33	1:42	7	8	50-34	14-19	14-9	39-9	43-63	0	46	0	36
Dec. 18	Butler	36	2	1	1	38:25	0:21	1:14	12	6	26-26	6-8	12-6	25-6	52-42	6	47	6	18
Dec. 20	Incarnate Word	30	6	1	2	35:54	1:52	2:14	10	7	38-12	20-19	20-5	37-20	42-39	2	44	10	23
Dec. 29	Nicholls	22	6	6	2	35:45	2:55	1:20	20	6	42-34	16-11	6-24	37-8	67-82	0	64	15	25
Jan. 3	[23] Wisconsin	7	7	17	6	15:19	20:49	3:52	8	7	28-28	10-12	12-12	29-7	40-67	0	50	0	19
Jan. 8	Penn State																		
Jan. 11	Michigan																		
Jan. 14	Nebraska																		
Jan. 17	Illinois																		
Jan. 20	Indiana																		
Jan. 23	Northwestern																		
Jan. 27	Iowa																		
Jan. 30	Ohio State																		
Feb. 2	Minnesota																		
Feb. 5	Michigan																		
Feb. 10	Illinois																		
Feb. 13	Maryland																		
Feb. 16	Northwestern																		
Feb. 20	Rutgers																		
Feb. 26	Michigan State																		
Mar. 1	Wisconsin																		
Mar. 5	Indiana																		
Mar. 9-13	Big Ten Tournament																		
PURDUE TOTALS		58							29		526	190	211	452	751	74	664	92	383
PURDUE AVERAGES											37.6	13.6	15.1	32.3	53.6	5.3	47.4	7.1	27.4
OPPONENT TOTALS		13							12		346	187	130	204	728				
OPPONENT AVERAGES											24.7	13.4	9.3	14.6	52.0				

POINTS-REBOUNDS-ASSISTS (starters in underline>

Date	Opponent	Result	#0 Gillis	#2 Hunter	#3 Furst	#5 Newman	#11 Thomps.	#14 Wulbrun	#15 Edey	#21 Frost	#22 Martin	#23 Ivey	#25 Morton	#34 Barrett	#50 Williams	#55 Stefanovic
Nov. 9	Bellarmine	W, 96-67	DNP	6-1-1	<u>2-9-1</u>	14-1-3	<u>15-1-4</u>	0-1-0	<u>16-9-0</u>	0-0-0	0-0-0	<u>11-5-3</u>	5-4-3	0-0-0	4-7-3	<u>23-2-3</u>
Nov. 12	Indiana State	W, 92-67	DNP	0-1-3	<u>12-8-0</u>	8-1-0	<u>4-1-1</u>	0-0-0	<u>22-10-3</u>	0-0-0	0-0-0	<u>27-8-4</u>	2-1-1	0-1-0	11-8-3	<u>6-1-4</u>
Nov. 16	Wright State	W, 96-52	DNP	2-2-4	<u>14-11-2</u>	15-1-0	<u>0-0-3</u>	2-0-0	<u>18-12-1</u>	2-1-0	0-0-0	<u>8-6-3</u>	3-3-2	0-0-0	20-13-3	<u>12-4-0</u>
Nov. 20	[18] North Carolina	W, 93-84	DNP	6-2-0	<u>8-5-0</u>	0-0-2	<u>3-0-2</u>	DNP	<u>9-3-2</u>	DNP	DNP	<u>22-10-6</u>	2-2-0	DNP	20-4-1	<u>23-2-8</u>
Nov. 21	[5] Villanova	W, 80-74	0-1-0	3-3-1	<u>12-4-1</u>	3-3-0	<u>12-0-0</u>	DNP	<u>21-6-0</u>	DNP	DNP	<u>10-7-7</u>	0-1-0	DNP	9-4-2	<u>10-3-6</u>
Nov. 26	Omaha	W, 97-40	6-5-0	<u>4-1-2</u>	<u>7-9-1</u>	16-5-0	6-3-1	0-0-0	<u>20-6-1</u>	0-2-0	2-1-1	<u>12-2-2</u>	3-3-4	2-0-0	14-10-2	<u>5-4-5</u>
Nov. 30	Florida State	W, 93-65	6-3-0	4-0-2	<u>9-6-1</u>	13-6-2	<u>12-2-1</u>	DNP	<u>12-4-0</u>	DNP	DNP	<u>18-6-2</u>	0-0-4	DNP	8-6-3	<u>11-1-8</u>
Dec. 3	Iowa	W, 77-70	12-3-1	4-1-2	<u>2-7-0</u>	5-0-1	<u>5-1-1</u>	DNP	<u>6-7-0</u>	DNP	DNP	<u>19-2-2</u>	3-0-2	DNP	13-18-3	<u>8-1-2</u>
Dec. 9	Rutgers	L, 68-70	0-1-0	6-2-1	<u>0-0-0</u>	3-2-1	<u>0-2-0</u>	DNP	<u>13-6-1</u>	DNP	DNP	<u>15-1-3</u>	1-3-1	DNP	21-11-1	<u>9-2-2</u>
Dec. 12	North Carolina State	W, 82-72	9-4-0	2-1-0	<u>0-1-1</u>	0-0-0	<u>0-1-2</u>	DNP	<u>9-7-0</u>	DNP	DNP	<u>22-7-2</u>	6-1-2	DNP	22-12-9	<u>12-2-2</u>
Dec. 18	Butler	W, 77-48	6-4-1	0-1-2	<u>6-2-1</u>	1-4-1	<u>6-0-2</u>	0-0-0	14-11-0	0-0-0	0-0-0	<u>22-5-2</u>	4-1-3	0-2-0	10-6-2	<u>8-4-3</u>
Dec. 20	Incarnate Word	W, 79-59	10-3-2	3-2-1	<u>2-7-0</u>	6-5-0	<u>8-2-0</u>	0-0-0	13-9-4	2-0-0	0-0-0	<u>12-5-4</u>	3-0-2	0-1-0	<u>12-8-1</u>	<u>8-1-4</u>
Dec. 29	Nicholls	W, 104-90	<u>10-4-1</u>	2-3-2	DNP	7-4-2	<u>15-2-1</u>	0-0-0	21-5-4	0-0-0	0-0-0	<u>19-2-1</u>	7-2-7	0-0-0	<u>9-11-8</u>	<u>14-2-4</u>
Jan. 3	[23] Wisconsin	L, 69-74	<u>9-4-0</u>	2-1-2	0-0-0	0-0-1	<u>0-3-2</u>	DNP	24-10-2	DNP	DNP	<u>14-3-3</u>	3-6-4	DNP	<u>9-5-2</u>	<u>8-2-3</u>
Jan. 8	Penn State															
Jan. 11	Michigan															
Jan. 14	Nebraska															
Jan. 17	Illinois															
Jan. 20	Indiana															
Jan. 23	Northwestern															
Jan. 27	Iowa															
Jan. 30	Ohio State															
Feb. 2	Minnesota															
Feb. 5	Michigan															
Feb. 10	Illinois															
Feb. 13	Ohio State															
Feb. 16	Northwestern															
Feb. 20	Rutgers															
Feb. 26	Michigan State															
Mar. 1	Wisconsin															
Mar. 5	Indiana															
Mar. 9-13	Big Ten Tournament															

INSIDE THE NUMBERS					PURDUE'S RECORD WHEN...																	
10+ POINTS			2022	CAREER	CONSECUTIVE FREE THROWS MADE – START					FIRST POINTS					2P	3P	FT	No.	Category	2021-22	Painter	Str.
Trevion Williams			9 (8-1)	51 (31-20)	Mason Gillis					Zach Edey					6			6	All Games	12-2	367-186	L-1
Eric Hunter Jr.				31 (22-9)	Isaiah Thompson					Sasha Stefanovic					2	1	1	4	At Home	8-1	230-42	L-1
Sasha Stefanovic			7 (7-0)	30 (25-5)	Matt Frost					Jaden Ivey					2			2	On Road	0-1	77-93	L-1
Jaden Ivey			13 (11-2)	27 (21-6)	Jared Wulbrun					Caleb Furst					1			1	At Neutral Sites	4-0	60-51	W-4
Zach Edey			11 (9-2)	22 (16-6)	Jaden Ivey					Trevion Williams					1			1	vs. Big Ten Foes	1-2	192-125	L-2
Brandon Newman			4 (4-0)	16 (13-3)	Ethan Morton														Big Ten Regular-Season	1-2	181-111	L-2
Isaiah Thompson			4 (4-0)	14 (9-5)	Brandon Newman														Big Ten Tournament		11-14	L-3
Mason Gillis			3 (3-0)	7 (7-0)															At Home	1-1	113-33	L-1
Caleb Furst			3 (3-0)	3 (3-0)															On Road	0-1	68-78	L-1
																			At Neutral Site		11-14	L-3
																			vs. Non-Conference Foes	11-0	175-61	W-11
																			At Home	7-0	117-9	W-14
																			On Road		9-16	L-1
																			At Neutral Site	4-0	49-36	W-4
																			vs. Ranked Opponent	2-1	56-89	L-1
																			vs. Unranked Opponent	10-1	311-97	W-4
																			In Overtime	1-0	13-18	W-1
																			Leading at Halftime	10-0	300-51	W-15
																			Trailing at Halftime	2-2	53-124	L-1
																			Tied at Halftime		13-12	W-1
																			Games Decided by 1-9 Pts.	3-2	127-109	L-2
																			3 Points or Less	0-1	41-34	L-2
																			4-6 Points	1-1	39-35	L-1
																			7-9 Points	2-0	47-40	W-2
																			Games Decided by 10+ Pts.	9-0	240-77	W-13
																			10-19 Points	2-0	122-61	W-5
																			20-Plus Points	7-0	118-16	W-11
																			Purdue Shoots 48% or Better	10-0	175-17	W-15
																			Purdue Shoots Less Than 48%	2-2	192-169	L-1
																			Opp. Shoots 48% or Better	0-1	31-76	L-8
																			Opp. Shoots Less Than 48%	12-1	336-110	L-1
																			Purdue Shoots Better Than Opp.	12-0	302-42	W-28
																			Opp. Shoots Better / Equal %	0-2	65-144	L-5
																			Purdue Outrebounds Opp.	11-2	273-77	L-1
																			Opp. Outreb. / Equals Purdue	1-0	94-109	W-1
																			Purdue Has More FT Attempts	10-1	265-39	L-1
																			Opp. Has More / Equal FT Att.	2-1	102-147	W-1
																			Purdue Makes 10+ 3-Ptrs.	8-0	92-17	W-18
																			Purdue Makes 0-4 3-Ptrs.		55-69	W-1
																			Opp. Makes 10+ 3-Ptrs.	5-0	44-32	W-5
																			Opp. Makes 0-4 3-Ptrs.		120-39	W-2
																			Purdue Has 0-9 Turnovers	2-0	101-43	W-2
																			Purdue Has 10-15 Turnovers	8-2	207-95	L-1

PURDUE / OPPONENT STATISTICAL BREAKDOWNS																								
All Games	Record	FG	FGA	Pct.	3P	3PA	Pct.	FT	FTA	Pct.	Off.	Def.	Avg.	F	DQ	Ast.	TO	Blk.	Stl.	1st	2nd	OT	Avg.	
All Games	12-2	417	820	.509	140	341	.411	229	314	.729	173	409	41.6	200	1	264	171	56	75	588	599	16	85.9	
		346	853	.406	119	372	.320	121	175	.691	123	266	27.8	280	11	180	150	26	75	407	519	6	66.6	
Home	8-1	272	532	.511	97	226	.429	162	223	.726	119	274	43.7	118	0	181	115	37	47	415	388	0	89.2	
		219	557	.393	75	246	.305	71	99	.717	76	166	26.9	188	8	114	96	12	48	251	333	0	64.9	
Away	0-1	25	61	.410	7	26	.269	11	16	.688	16	19	35.0	17	0	10	11	2	8	35	33	0	68.0	
		25	48	.521	7	14	.500	13	18	.722	5	22	27.0	19	0	18	15	2	7	36	34	0	70.0	
Neutral	4-0	120	227	.529	36	89	.404	56	75	.747	38	116	38.5	65	1	73	44	17	20	138	178	16	83.0	
		102	248	.411	37	112	.330	37	58	.638	42	78	30.0	73	3	48	38	12	19	120	152	6	69.5	
Big Ten Reg-Seas.	Record	FG	FGA	Pct.	3P	3PA	Pct.	FT	FTA	Pct.	Off.	Def.	Avg.	F	DQ	Ast.	TO	Blk.	Stl.	1st	2nd	OT	Avg.	
All Games	1-2	69	167	.413	23	65	.354	53	77	.688	37	80	39.0	52	0	43	41	4	15	98	116	0	71.3	
		77	170	.453	18	59	.305	42	59	.712	20	71	30.3	70	4	43	32	4	19	91	123	0	71.3	
Home	1-1	44	106	.415	16	39	.410	42	61	.689	21	61	41.0	35	0	33	29	2	7	63	83	0	73.0	
		52	122	.426	11	45	.244	29	41	.707	15	49	32.0	51	4	25	16	2	11	55	89	0	72.0	
Away	0-1	25	61	.410	7	26	.269	11	16	.688	16	19	35.0	17	0	10	11	2	8	35	33	0	68.0	
		25	48	.521	7	14	.500	13	18	.722	5	22	27.0	19	0	18	15	2	7	36	34	0	70.0	
Current Streak	Streak	FG	FGA	Pct.	3P	3PA	Pct.	FT	FTA	Pct.	Off.	Def.	Reb.	F	DQ	Ast.	TO	Blk.	Stl.	1st	2nd	OT	Avg.	
Overall	Loss-1	23	56	.411	8	20	.400	15	24	.625	13	27	40.0	17	0	19	12	0	2	24	45	0	69.0	
		27	60	.450	6	24	.250	14	19	.737	9	25	34.0	22	3	13	7	2	5	29	45	0	74.0	
Month	Record	FG	FGA	Pct.	3P	3PA	Pct.	FT	FTA	Pct.	Off.	Def.	Avg.	F	DQ	Ast.	TO	Blk.	Stl.	1st	2nd	OT	Avg.	
November	7-0	226	415	.545	76	172	.442	119	156	.763	86	212	42.6	90	0	138	87	29	41	324	323	0	92.4	
		167	435	.384	61	202	.302	54	73	.740	64	122	26.6	128	4	85	77	11	35	201	248	0	64.1	
December	5-1	168	349	.481	56	149	.376	95	134	.709	74	170	40.7	93	1	107	72	27	32	240	231	16	81.2	
		152	358	.425	52	146	.356	53	83	.639	50	119	28.2	130	4	82	66	13	35	177	226	6	68.2	
January	0-1	23	56	.411	8	20	.400	15	24	.625	13	27	40.0	17	0	19	12	0	2	24	45	0	69.0	
		27	60	.450	6	24	.250	14	19	.737	9	25	34.0	22	3	13	7	2	5	29	45	0	74.0	
February																								
March																								
April																								
vs. Ranked / UR	Record	FG	FGA	Pct.	3P	3PA	Pct.	FT	FTA	Pct.	Off.	Def.	Avg.	F	DQ	Ast.	TO	Blk.	Stl.	1st	2nd	OT	Avg.	
Ranked Teams	2-1	86	172	.500	28	66	.424	42	60	.700	29	80	36.3	51	0	57	32	3	12	96	146	0	80.7	
		84	187	.449	31	87	.356	33	48	.688	31	66	32.3	57	5	41	25	9	12	97	135	0	77.3	
Unranked Teams	10-1	331	648	.511	112	275	.407	187	254	.736	144	329	43.0	149	1	207	139	53	63	492	453	16	87.4	
		262	666	.393	88	285	.309	88	127	.693	92	200	26.5	223	6	139	125	17	63	310	384	6	63.6	
Results	Record	FG	FGA	Pct.	3P	3PA	Pct.	FT	FTA	Pct.	Off.	Def.	Avg.	F	DQ	Ast.	TO	Blk.	Stl.	1st	2nd	OT	Avg.	
Wins	12-0	369	703	.525	125	295	.424	203	274	.741	144	363	42.3	166	1	235	147	54	65	529	521	16	88.8	
		294	745	.395	106	334	.317	94	138	.681	109	219	27.3	239	8	149	127	22	62	342	440	6	65.7	
Losses	0-2	48	117	.410	15	46	.326	26	40	.650	29	46	37.5	34	0	29	24	2	10	59	78	0	68.5	
		52	108	.481	13	38	.342	27	37	.730	14	47	30.5	41	3	31	23	4	13	65	79	0	72.0	
5-Game	Record	FG	FGA	Pct.	3P	3PA	Pct.	FT	FTA	Pct.	Off.	Def.	Reb.	F	DQ	Ast.	TO	Blk.	Stl.	1st	2nd	OT	Avg.	
Games 1-5	5-0	157	297	.529	55	130	.423	88	118	.746	62	147	41.8	76	0	96	62	18	32	224	233	0	91.4	
		124	309	.401	48	150	.320	48	65	.738	45	94	27.8	97	3	65	55	8	22	152	192	0	68.8	
Games 6-10	4-1	145	289	.502	41	108	.380	86	116	.741	59	150	41.8	65	0	84	68	24	28	201	200	16	83.4	
		119	298	.399	33	108	.306	46	63	.730	37	97	26.8	102	3	60	60	8	34	142	169	6	63.4	
Games 11-15	3-1	115	234	.491	44	103	.427	55	80	.688	52	112	41.0	59	1	84	41	14	15	163	166	0	82.3	
		103	246	.419	38	114	.333	27	47	.574	41	75	29.0	81	5	55	35	10	19	113	158	0	67.8	
Games 16-20																								
Games 21-25																								
Games 26-30																								
Games 31-35																								
Games 36-40																								
Postseason	Record	FG	FGA	Pct.	3P	3PA	Pct.	FT	FTA	Pct.	Off.	Def.	Reb.	F	DQ	Ast.	TO	Blk.	Stl.	1st	2nd	OT	Avg.	
Overall																								
Big Ten																								
NCAA																								

GAME 15 // [3] PURDUE vs. PENN STATE // JANUARY 8, 2022

INDIVIDUAL GAME-BY-GAME STATISTICS

#0 | MASON GILLIS

Date	Opponent	Min.	FG	3FG	FT	O-D-T	PF	A	TO	B	S	Pts.
N9	Bellarmine					-- DID NOT PLAY --						
N12	Indiana State					-- DID NOT PLAY --						
N16	Wright State					-- DID NOT PLAY --						
N20	vs. [18] North Carolina					-- DID NOT PLAY --						
N21	vs. [5] Villanova	10	0-1	0-1	0-0	1-0-1	1	0	0	0	0	0
N26	Omaha	17	2-2	1-1	1-1	2-3-5	0	0	0	1	0	6
N30	Florida State	19	2-4	0-2	2-2	1-2-3	1	0	0	0	1	6
D3	Iowa	18	2-3	2-2	6-6	1-2-3	3	1	1	1	0	12
D9	at Rutgers	12	0-1	0-1	0-0	0-1-1	2	0	0	1	0	0
D12	vs. North Carolina State	22	3-5	1-2	2-2	2-2-4	4	0	0	0	0	9
D18	vs. Butler	19	1-2	0-0	4-4	2-2-4	1	1	0	0	0	6
D20	Incarnate Word	21	4-9	2-5	0-0	2-1-3	3	2	0	0	0	10
D29	• Nicholls	18	3-4	2-3	2-2	0-4-4	2	1	1	2	0	10
J3	• Wisconsin	23	3-4	3-4	0-0	1-3-4	1	0	2	0	0	9
J8	at Penn State											
J11	at Michigan											
J14	Nebraska											
J17	at Illinois											
J20	at Indiana											
J23	Northwestern											
J27	at Iowa											
J30	Ohio State											
F2	at Minnesota											
F5	Michigan											
F10	Illinois											
F13	Maryland											
F16	at Northwestern											
F20	Rutgers											
F26	at Michigan State											
M1	at Wisconsin											
M5	Indiana											
M9-13	Big Ten Tournament											

#2 | ERIC HUNTER JR.

Date	Opponent	Min.	FG	3FG	FT	O-D-T	PF	A	TO	B	S	Pts.
N9	Bellarmine	19	2-6	2-6	0-0	0-1-1	0	1	0	0	1	6
N12	Indiana State	19	0-2	0-1	0-0	0-1-1	1	3	2	0	0	0
N16	Wright State	22	1-4	0-1	0-0	1-1-2	1	4	0	0	1	2
N20	vs. [18] North Carolina	24	2-2	0-0	2-4	0-2-2	0	0	0	0	2	6
N21	vs. [5] Villanova	19	0-1	0-1	3-4	1-2-3	2	1	2	0	0	3
N26	• Omaha	18	2-4	0-0	0-0	1-0-1	0	2	1	0	0	4
N30	Florida State	18	2-3	0-0	0-0	0-0-0	1	2	1	0	0	4
D3	Iowa	25	1-4	1-3	1-2	0-1-1	1	2	4	0	0	4
D9	at Rutgers	26	2-6	2-4	0-0	1-1-2	0	1	0	0	2	6
D12	vs. North Carolina State	30	1-3	0-2	0-0	1-0-1	1	0	2	0	2	2
D18	vs. Butler	18	0-3	0-2	0-0	1-0-1	1	2	1	1	0	0
D20	Incarnate Word	17	1-3	1-2	0-0	1-1-2	3	1	2	0	0	3
D29	Nicholls	18	1-2	0-1	0-1	2-1-3	0	2	0	0	0	2
J3	Wisconsin	20	1-4	0-1	0-0	0-1-1	0	2	2	0	0	2
J8	at Penn State											
J11	at Michigan											
J14	Nebraska											
J17	at Illinois											
J20	at Indiana											
J23	Northwestern											
J27	at Iowa											
J30	Ohio State											
F2	at Minnesota											
F5	Michigan											
F10	Illinois											
F13	Maryland											
F16	at Northwestern											
F20	Rutgers											
F26	at Michigan State											
M1	at Wisconsin											
M5	Indiana											
M9-13	Big Ten Tournament											

#3 | CALEB FURST

Date	Opponent	Min.	FG	3FG	FT	O-D-T	PF	A	TO	B	S	Pts.
N9	• Bellarmine	26	1-3	0-2	0-0	3-6-9	2	1	2	0	0	2
N12	• Indiana State	22	4-7	0-1	4-5	2-6-8	0	0	0	1	0	12
N16	• Wright State	25	5-7	1-2	3-4	4-7-11	1	2	3	0	0	14
N20	• vs. [18] North Carolina	33	3-5	2-3	0-0	0-5-5	2	0	0	2	1	8
N21	• vs. [5] Villanova	24	5-5	1-1	1-1	1-3-4	1	1	1	0	0	12
N26	• Omaha	23	2-5	0-1	3-4	5-4-9	0	1	1	2	0	7
N30	• Florida State	21	2-3	1-1	4-6	2-4-6	1	1	0	2	0	9
D3	• Iowa	22	1-2	0-0	0-0	3-4-7	2	0	2	0	1	2
D9	• at Rutgers	9	0-0	0-0	0-0	0-0-0	1	0	0	0	0	0
D12	• vs. North Carolina State	13	0-1	0-0	0-0	0-1-1	1	1	3	0	0	0
D18	• vs. Butler	21	3-4	0-1	0-0	1-1-2	0	1	0	0	1	6
D20	• Incarnate Word	23	1-8	0-3	0-2	4-3-7	1	0	1	1	0	2
D29	Nicholls					-- DID NOT PLAY --						
J3	Wisconsin	6	0-0	0-0	0-0	0-0-0	0	0	0	0	0	0
J8	at Penn State											
J11	at Michigan											
J14	Nebraska											
J17	at Illinois											
J20	at Indiana											
J23	Northwestern											
J27	at Iowa											
J30	Ohio State											
F2	at Minnesota											
F5	Michigan											
F10	Illinois											
F13	Maryland											
F16	at Northwestern											
F20	Rutgers											
F26	at Michigan State											
M1	at Wisconsin											
M5	Indiana											
M9-13	Big Ten Tournament											

#5 | BRANDON NEWMAN

Date	Opponent	Min.	FG	3FG	FT	O-D-T	PF	A	TO	B	S	Pts.
N9	Bellarmine	19	3-10	3-9	5-6	0-1-1	2	3	0	1	0	14
N12	Indiana State	20	2-8	2-5	2-2	0-1-1	2	0	0	0	0	8
N16	Wright State	17	5-8	5-7	0-0	0-1-1	1	0	0	0	0	15
N20	vs. [18] North Carolina	11	0-1	0-0	0-0	0-0-0	1	2	1	0	0	0
N21	vs. [5] Villanova	12	1-4	1-4	0-0	0-3-3	0	0	0	0	0	3
N26	Omaha	17	4-9	3-7	5-5	0-5-5	0	0	0	0	0	16
N30	Florida State	17	5-9	2-6	1-1	0-6-6	2	2	2	0	0	13
D3	Iowa	13	1-4	1-4	2-2	0-0-0	1	1	0	0	0	5
D9	at Rutgers	13	1-6	1-5	0-0	1-1-2	1	1	3	0	2	3
D12	vs. North Carolina State	8	0-4	0-4	0-0	0-0-0	0	0	0	0	0	0
D18	vs. Butler	11	0-4	0-4	1-2	0-4-4	5	1	1	1	1	1
D20	Incarnate Word	18	2-8	2-6	0-0	0-5-5	0	0	1	1	2	6
D29	Nicholls	22	2-5	2-4	1-2	1-3-4	1	2	0	0	0	7
J3	Wisconsin	6	0-2	0-1	0-0	0-0-0	0	1	0	0	0	0
J8	at Penn State											
J11	at Michigan											
J14	Nebraska											
J17	at Illinois											
J20	at Indiana											
J23	Northwestern											
J27	at Iowa											
J30	Ohio State											
F2	at Minnesota											
F5	Michigan											
F10	Illinois											
F13	Maryland											
F16	at Northwestern											
F20	Rutgers											
F26	at Michigan State											
M1	at Wisconsin											
M5	Indiana											
M9-13	Big Ten Tournament											

PURDUESPORTS.COM | @BOILERBALL

INDIVIDUAL GAME-BY-GAME STATISTICS

#11 | ISAIAH THOMPSON

Date	Opponent	Min.	FG	3FG	FT	O-D-T	PF	A	TO	B	S	Pts.
N9	• Bellarmine	24	5-9	5-8	0-0	0-1-1	1	4	0	0	0	15
N12	• Indiana State	21	1-3	1-3	1-3	0-1-1	2	1	0	0	0	4
N16	• Wright State	21	0-3	0-2	0-0	0-0-0	0	3	0	0	0	0
N20	• vs. [18] North Carolina	16	1-2	1-2	0-0	0-0-0	2	2	0	0	0	3
N21	• vs. [5] Villanova	21	4-5	4-5	0-0	0-0-0	2	0	2	0	0	12
N26	• Omaha	19	2-3	1-1	1-1	0-3-3	1	1	1	0	0	6
N30	• Florida State	22	4-4	2-2	2-2	1-1-2	0	1	1	0	1	12
D3	• Iowa	16	0-0	0-0	5-6	1-0-1	0	1	1	0	0	5
D9	• at Rutgers	14	0-2	0-2	0-0	0-2-2	1	0	0	0	0	0
D12	• vs. North Carolina State	15	0-1	0-1	0-0	1-0-1	2	2	0	0	2	0
D18	• vs. Butler	20	2-6	2-4	0-0	0-0-0	1	2	2	0	0	6
D20	• Incarnate Word	20	2-6	2-5	2-2	2-0-2	1	0	0	0	0	8
D29	• Nicholls	21	5-7	3-5	2-2	0-2-2	2	1	0	0	0	15
J3	• Wisconsin	20	0-2	0-2	0-0	1-2-3	1	2	1	0	0	0
J8	at Penn State											
J11	at Michigan											
J14	Nebraska											
J17	at Illinois											
J20	at Indiana											
J23	Northwestern											
J27	at Iowa											
J30	Ohio State											
F2	at Minnesota											
F5	Michigan											
F10	Illinois											
F13	Maryland											
F16	at Northwestern											
F20	Rutgers											
F26	at Michigan State											
M1	at Wisconsin											
M5	Indiana											
M9-13	Big Ten Tournament											

#14 | JARED WULBRUN

Date	Opponent	Min.	FG	3FG	FT	O-D-T	PF	A	TO	B	S	Pts.
N9	Bellarmine	2	0-0	0-0	0-0	0-1-1	0	0	0	0	0	0
N12	Indiana State	2	0-0	0-0	0-0	0-0-0	0	0	0	0	0	0
N16	Wright State	2	0-1	0-1	2-2	0-0-0	0	0	0	0	0	2
N20	vs. [18] North Carolina					-- DID NOT PLAY --						
N21	vs. [5] Villanova					-- DID NOT PLAY --						
N26	Omaha	3	0-1	0-0	0-0	0-0-0	0	0	0	0	0	0
N30	Florida State					-- DID NOT PLAY --						
D3	Iowa					-- DID NOT PLAY --						
D9	at Rutgers					-- DID NOT PLAY --						
D12	vs. North Carolina State					-- DID NOT PLAY --						
D18	vs. Butler	2	0-0	0-0	0-0	0-0-0	0	0	0	0	0	0
D20	Incarnate Word	3	0-0	0-0	0-0	0-0-0	0	0	0	0	0	0
D29	Nicholls	1	0-0	0-0	0-0	0-0-0	0	0	0	0	0	0
J3	Wisconsin					-- DID NOT PLAY --						
J8	at Penn State											
J11	at Michigan											
J14	Nebraska											
J17	at Illinois											
J20	at Indiana											
J23	Northwestern											
J27	at Iowa											
J30	Ohio State											
F2	at Minnesota											
F5	Michigan											
F10	Illinois											
F13	Maryland											
F16	at Northwestern											
F20	Rutgers											
F26	at Michigan State											
M1	at Wisconsin											
M5	Indiana											
M9-13	Big Ten Tournament											

#15 | ZACH EDEY

Date	Opponent	Min.	FG	3FG	FT	O-D-T	PF	A	TO	B	S	Pts.
N9	• Bellarmine	22	4-5	0-0	8-10	5-4-9	1	0	3	1	0	16
N12	• Indiana State	18	8-9	0-0	6-7	4-6-10	2	3	1	3	0	22
N16	• Wright State	18	8-12	0-0	2-3	5-7-12	2	1	3	2	2	18
N20	• vs. [18] North Carolina	18	4-7	0-0	1-2	0-3-3	3	2	4	0	0	9
N21	• vs. [5] Villanova	20	9-12	0-0	3-3	3-3-6	2	0	1	0	0	21
N26	• Omaha	16	6-7	0-0	8-8	0-6-6	0	1	1	3	1	20
N30	• Florida State	19	6-9	0-0	0-1	3-1-4	1	0	0	1	0	12
D3	• Iowa	16	2-4	0-0	2-3	2-5-7	3	0	3	1	1	6
D9	• at Rutgers	16	5-8	0-0	3-5	3-3-6	2	1	3	1	0	13
D12	• vs. North Carolina State	12	4-7	0-0	1-3	1-6-7	0	0	2	2	0	9
D18	vs. Butler	20	6-8	0-0	2-2	2-9-11	1	0	1	2	0	14
D20	Incarnate Word	15	6-7	0-0	1-4	6-3-9	3	4	2	1	0	13
D29	Nicholls	16	7-8	0-0	7-9	2-3-5	2	4	0	2	1	21
J3	Wisconsin	20	10-17	0-0	4-8	5-5-10	3	2	4	0	0	24
J8	at Penn State											
J11	at Michigan											
J14	Nebraska											
J17	at Illinois											
J20	at Indiana											
J23	Northwestern											
J27	at Iowa											
J30	Ohio State											
F2	at Minnesota											
F5	Michigan											
F10	Illinois											
F13	Maryland											
F16	at Northwestern											
F20	Rutgers											
F26	at Michigan State											
M1	at Wisconsin											
M5	Indiana											
M9-13	Big Ten Tournament											

#21 | MATT FROST

Date	Opponent	Min.	FG	3FG	FT	O-D-T	PF	A	TO	B	S	Pts.
N9	Bellarmine	2	0-0	0-0	0-0	0-0-0	0	0	0	0	0	0
N12	Indiana State	2	0-0	0-0	0-0	0-0-0	0	0	0	0	0	0
N16	Wright State	2	1-1	0-0	0-0	1-0-1	1	0	0	0	1	2
N20	vs. [18] North Carolina					-- DID NOT PLAY --						
N21	vs. [5] Villanova					-- DID NOT PLAY --						
N26	Omaha	3	0-3	0-0	0-0	2-0-2	0	0	0	0	0	0
N30	Florida State					-- DID NOT PLAY --						
D3	Iowa					-- DID NOT PLAY --						
D9	at Rutgers					-- DID NOT PLAY --						
D12	vs. North Carolina State					-- DID NOT PLAY --						
D18	vs. Butler	2	0-0	0-0	0-0	0-0-0	0	0	0	0	0	0
D20	Incarnate Word	3	0-0	0-0	2-2	0-0-0	0	0	0	0	0	2
D29	Nicholls	1	0-1	0-0	0-0	0-0-0	1	0	0	0	0	0
J3	Wisconsin					-- DID NOT PLAY --						
J8	at Penn State											
J11	at Michigan											
J14	Nebraska											
J17	at Illinois											
J20	at Indiana											
J23	Northwestern											
J27	at Iowa											
J30	Ohio State											
F2	at Minnesota											
F5	Michigan											
F10	Illinois											
F13	Maryland											
F16	at Northwestern											
F20	Rutgers											
F26	at Michigan State											
M1	at Wisconsin											
M5	Indiana											
M9-13	Big Ten Tournament											

GAME 15 // [3] PURDUE vs. PENN STATE // JANUARY 8, 2022

INDIVIDUAL GAME-BY-GAME STATISTICS													
#22 CHASE MARTIN													
Date	Opponent	Min.	FG	3FG	FT	O-D-T	PF	A	TO	B	S	Pts.	
N9	Bellarmine	2	0-0	0-0	0-0	0-0-0	1	0	0	0	0	0	
N12	Indiana State	2	0-0	0-0	0-2	0-0-0	0	0	0	0	1	0	
N16	Wright State	2	0-0	0-0	0-0	0-0-0	1	0	1	0	0	0	
N20	vs. [18] North Carolina					-- DID NOT PLAY --							
N21	vs. [5] Villanova					-- DID NOT PLAY --							
N26	Omaha	3	1-1	0-0	0-1	0-1-1	0	1	1	0	0	2	
N30	Florida State					-- DID NOT PLAY --							
D3	Iowa					-- DID NOT PLAY --							
D9	at Rutgers					-- DID NOT PLAY --							
D12	vs. North Carolina State					-- DID NOT PLAY --							
D18	vs. Butler	2	0-3	0-0	0-0	0-0-0	1	0	0	0	0	0	
D20	Incarnate Word	2	0-0	0-0	0-0	0-0-0	0	0	0	0	0	0	
D29	Nicholls	1	0-1	0-0	0-0	0-0-0	0	0	0	0	0	0	
J3	Wisconsin					-- DID NOT PLAY --							
J8	at Penn State												
J11	at Michigan												
J14	Nebraska												
J17	at Illinois												
J20	at Indiana												
J23	Northwestern												
J27	at Iowa												
J30	Ohio State												
F2	at Minnesota												
F5	Michigan												
F10	Illinois												
F13	Maryland												
F16	at Northwestern												
F20	Rutgers												
F26	at Michigan State												
M1	at Wisconsin												
M5	Indiana												
M9-13	Big Ten Tournament												
#25 ETHAN MORTON													
Date	Opponent	Min.	FG	3FG	FT	O-D-T	PF	A	TO	B	S	Pts.	
N9	Bellarmine	18	2-3	0-0	1-1	1-3-4	1	3	0	0	4	5	
N12	Indiana State	16	1-2	0-0	0-0	0-1-1	2	1	1	0	2	2	
N16	Wright State	19	1-3	1-2	0-0	0-3-3	2	2	0	2	1	3	
N20	vs. [18] North Carolina	16	1-4	0-1	0-0	0-2-2	2	0	0	0	0	2	
N21	vs. [5] Villanova	8	0-0	0-0	0-0	0-1-1	1	0	0	0	0	0	
N26	Omaha	17	1-2	1-1	0-0	0-3-3	0	4	0	0	0	3	
N30	Florida State	12	0-1	0-1	0-0	0-0-0	0	4	2	0	1	0	
D3	Iowa	9	1-2	1-1	0-0	0-0-0	0	2	0	0	0	3	
D9	at Rutgers	24	0-2	0-1	1-2	2-1-3	1	1	0	0	0	1	
D12	vs. North Carolina State	24	2-2	0-0	2-2	0-1-1	1	2	0	0	0	6	
D18	vs. Butler	19	1-1	1-1	1-2	0-1-1	0	3	1	0	1	4	
D20	Incarnate Word	19	1-1	1-1	0-0	0-0-0	1	2	2	0	0	3	
D29	Nicholls	22	3-5	0-1	1-1	0-2-2	2	7	0	0	0	7	
J3	Wisconsin	20	1-2	1-1	0-0	0-6-6	4	4	0	0	2	3	
J8	at Penn State												
J11	at Michigan												
J14	Nebraska												
J17	at Illinois												
J20	at Indiana												
J23	Northwestern												
J27	at Iowa												
J30	Ohio State												
F2	at Minnesota												
F5	Michigan												
F10	Illinois												
F13	Maryland												
F16	at Northwestern												
F20	Rutgers												
F26	at Michigan State												
M1	at Wisconsin												
M5	Indiana												
M9-13	Big Ten Tournament												
#23 JADEN IVEY													
Date	Opponent	Min.	FG	3FG	FT	O-D-T	PF	A	TO	B	S	Pts.	
N9	• Bellarmine	25	4-11	1-5	2-3	0-5-5	1	3	4	0	2	11	
N12	• Indiana State	29	10-13	2-4	5-7	2-6-8	2	4	3	0	2	27	
N16	• Wright State	23	2-8	0-3	4-5	0-6-6	2	3	3	0	1	8	
N20	• vs. [18] North Carolina	35	7-17	2-6	4-5	0-10-10	1	6	1	0	2	22	
N21	• vs. [5] Villanova	33	3-9	2-4	2-2	1-6-7	4	7	1	1	0	10	
N26	• Omaha	19	5-6	2-2	0-0	1-1-2	3	2	1	0	2	12	
N30	• Florida State	29	7-11	4-6	0-0	1-5-6	0	2	3	2	1	18	
D3	• Iowa	30	7-13	1-5	4-7	0-2-2	3	2	1	0	2	19	
D9	• at Rutgers	34	5-9	2-5	3-4	0-1-1	3	3	3	0	3	15	
D12	• vs. North Carolina State	40	7-16	2-6	6-9	0-7-7	3	2	2	3	0	22	
D18	• vs. Butler	24	7-10	6-6	2-2	0-5-5	0	2	3	0	1	22	
D20	• Incarnate Word	19	5-10	1-4	1-1	0-5-5	0	4	2	0	1	12	
D29	• Nicholls	29	5-9	3-6	6-8	0-2-2	1	1	4	1	0	19	
J3	• Wisconsin	28	3-9	2-5	6-8	0-3-3	3	3	2	0	0	14	
J8	at Penn State												
J11	at Michigan												
J14	Nebraska												
J17	at Illinois												
J20	at Indiana												
J23	Northwestern												
J27	at Iowa												
J30	Ohio State												
F2	at Minnesota												
F5	Michigan												
F10	Illinois												
F13	Maryland												
F16	at Northwestern												
F20	Rutgers												
F26	at Michigan State												
M1	at Wisconsin												
M5	Indiana												
M9-13	Big Ten Tournament												
#34 CARSON BARRETT													
Date	Opponent	Min.	FG	3FG	FT	O-D-T	PF	A	TO	B	S	Pts.	
N9	Bellarmine	2	0-0	0-0	0-0	0-0-0	0	0	1	0	0	0	
N12	Indiana State	2	0-1	0-0	0-0	1-0-1	0	0	0	0	0	0	
N16	Wright State	2	0-1	0-1	0-0	0-0-0	0	0	2	0	0	0	
N20	vs. [18] North Carolina					-- DID NOT PLAY --							
N21	vs. [5] Villanova					-- DID NOT PLAY --							
N26	Omaha	3	1-1	0-0	0-1	0-0-0	1	0	0	0	0	2	
N30	Florida State					-- DID NOT PLAY --							
D3	Iowa					-- DID NOT PLAY --							
D9	at Rutgers					-- DID NOT PLAY --							
D12	vs. North Carolina State					-- DID NOT PLAY --							
D18	vs. Butler	2	0-1	0-0	0-0	1-1-2	0	0	0	0	0	0	
D20	Incarnate Word	3	0-1	0-1	0-0	0-1-1	0	0	0	0	0	0	
D29	Nicholls	1	0-0	0-0	0-0	0-0-0	1	0	0	0	0	0	
J3	Wisconsin					-- DID NOT PLAY --							
J8	at Penn State												
J11	at Michigan												
J14	Nebraska												
J17	at Illinois												
J20	at Indiana												
J23	Northwestern												
J27	at Iowa												
J30	Ohio State												
F2	at Minnesota												
F5	Michigan												
F10	Illinois												
F13	Maryland												
F16	at Northwestern												
F20	Rutgers												
F26	at Michigan State												
M1	at Wisconsin												
M5	Indiana												
M9-13	Big Ten Tournament												

INDIVIDUAL GAME-BY-GAME STATISTICS

#50 | TREVION WILLIAMS

Date	Opponent	Min.	FG	3FG	FT	O-D-T	PF	A	TO	B	S	Pts.
N9	Bellarmine	15	1-1	0-0	2-2	4-3-7	2	3	2	1	0	4
N12	Indiana State	20	3-6	1-1	4-6	2-6-8	2	3	3	4	1	11
N16	Wright State	20	8-11	0-1	4-7	7-6-13	3	3	4	0	2	20
N20	vs. [18] North Carolina	13	8-10	0-0	4-7	1-3-4	4	1	2	0	1	20
N21	vs. [5] Villanova	20	4-8	0-0	1-2	2-2-4	4	2	2	0	3	9
N26	Omaha	21	7-11	0-1	0-0	1-9-10	0	2	3	0	1	14
N30	Florida State	21	4-7	0-0	0-0	2-4-6	0	3	3	0	1	8
D3	Iowa	24	4-12	1-1	4-8	1-17-18	2	3	2	0	1	13
D9	at Rutgers	23	9-17	0-1	3-3	6-5-11	3	1	1	0	1	21
D12	vs. North Carolina State	33	10-14	0-0	2-5	4-8-12	1	9	3	4	2	22
D18	vs. Butler	18	5-6	0-1	0-0	3-3-6	4	2	1	1	0	10
D20	Incarnate Word	17	5-7	0-0	2-4	4-4-8	1	1	1	0	1	12
D29	Nicholls	22	4-8	0-0	1-2	3-8-11	1	8	0	1	1	9
J3	Wisconsin	20	3-8	1-1	2-4	3-2-5	3	2	0	0	0	9
J8	at Penn State											
J11	at Michigan											
J14	Nebraska											
J17	at Illinois											
J20	at Indiana											
J23	Northwestern											
J27	at Iowa											
J30	Ohio State											
F2	at Minnesota											
F5	Michigan											
F10	Illinois											
F13	Maryland											
F16	at Northwestern											
F20	Rutgers											
F26	at Michigan State											
M1	at Wisconsin											
M5	Indiana											
M9-13	Big Ten Tournament											

#55 | SASHA STEFANOVIC

Date	Opponent	Min.	FG	3FG	FT	O-D-T	PF	A	TO	B	S	Pts.
N9	Bellarmine	24	6-8	5-6	6-7	0-2-2	2	3	0	0	0	23
N12	Indiana State	27	2-7	2-5	0-0	0-1-1	1	4	2	0	0	6
N16	Wright State	25	4-8	4-8	0-0	0-4-4	1	0	1	0	0	12
N20	vs. [18] North Carolina	35	7-13	5-11	4-4	0-2-2	1	8	1	0	0	23
N21	vs. [5] Villanova	33	3-10	2-7	2-2	0-3-3	1	6	2	0	1	10
N26	Omaha	20	1-4	1-3	2-3	0-4-4	1	5	3	0	0	5
N30	Florida State	22	3-8	3-7	2-2	0-1-1	2	8	1	0	0	11
D3	Iowa	29	2-6	1-3	3-3	0-1-1	3	2	1	0	0	8
D9	at Rutgers	29	3-10	2-7	1-2	0-2-2	3	2	1	0	0	9
D12	vs. North Carolina State	29	3-7	2-6	4-4	0-2-2	3	2	2	0	0	12
D18	vs. Butler	22	2-3	2-3	2-2	0-4-4	1	3	0	0	0	8
D20	Incarnate Word	20	3-6	2-5	0-0	0-1-1	1	4	0	0	2	8
D29	Nicholls	25	5-11	4-9	0-0	1-1-2	0	4	3	0	1	14
J3	Wisconsin	37	2-8	1-5	3-4	0-2-2	2	3	1	0	0	8
J8	at Penn State											
J11	at Michigan											
J14	Nebraska											
J17	at Illinois											
J20	at Indiana											
J23	Northwestern											
J27	at Iowa											
J30	Ohio State											
F2	at Minnesota											
F5	Michigan											
F10	Illinois											
F13	Maryland											
F16	at Northwestern											
F20	Rutgers											
F26	at Michigan State											
M1	at Wisconsin											
M5	Indiana											
M9-13	Big Ten Tournament											

PURDUE TEAM GAME-BY-GAME

Date	Opponent	Min.	FG	3FG	FT	O-D-T	PF	A	TO	B	S	Pts.
N9	Bellarmine	200	28-56	16-36	24-29	15-27-42	13	21	13	3	7	96
N12	Indiana State	200	31-58	8-20	22-32	12-30-42	14	19	12	8	6	92
N16	Wright State	200	35-67	11-28	15-21	19-37-56	15	18	17	4	9	96
N20	vs. [18] North Carolina	200	34-61	10-23	15-22	4-27-31	16	21	9	2	6	93
N21	vs. [5] Villanova	200	29-55	10-23	12-14	12-26-38	18	17	11	1	4	80
N26	Omaha	200	34-59	9-17	20-24	14-39-53	6	19	12	6	4	97
N30	Florida State	200	35-59	12-25	11-14	10-26-36	8	23	13	5	5	93
D3	Iowa	200	21-50	8-19	27-37	8-34-42	18	14	17	2	5	77
D9	at Rutgers	200	25-61	7-26	11-16	16-19-35	17	10	11	2	8	68
D12	vs. North Carolina State	225	30-60	5-21	17-25	11-32-43	16	18	14	9	6	82
D18	vs. Butler	200	27-51	11-22	12-14	11-31-42	15	17	10	5	4	77
D20	Incarnate Word	200	30-66	11-32	8-15	19-27-46	14	18	11	3	6	79
D29	Nicholls	200	35-61	14-29	20-27	9-27-36	13	30	8	6	3	104
J3	Wisconsin	200	23-56	8-20	15-24	13-27-40	17	19	12	0	2	69
J8	at Penn State											
J11	at Michigan											
J14	Nebraska											
J17	at Illinois											
J20	at Indiana											
J23	Northwestern											
J27	at Iowa											
J30	Ohio State											
F2	at Minnesota											
F5	Michigan											
F10	Illinois											
F13	Maryland											
F16	at Northwestern											
F20	Rutgers											
F26	at Michigan State											
M1	at Wisconsin											
M5	Indiana											
M9-13	Big Ten Tournament											

OPPONENT GAME-BY-GAME

Date	Opponent	Min.	FG	3FG	FT	O-D-T	PF	A	TO	B	S	Pts.
N9	Bellarmine	200	24-59	12-35	7-8	7-15-22	20	15	10	1	5	67
N12	Indiana State	200	25-64	6-26	11-14	10-21-31	25	14	12	0	4	67
N16	Wright State	200	18-59	5-26	11-14	6-17-23	17	8	15	0	6	52
N20	vs. [18] North Carolina	200	31-69	12-29	10-12	12-25-37	20	13	14	5	3	84
N21	vs. [5] Villanova	200	26-58	13-34	9-17	10-16-26	15	15	4	2	4	74
N26	Omaha	200	17-63	5-28	1-2	8-14-22	14	8	9	2	6	40
N30	Florida State	200	26-63	8-24	5-6	11-14-25	17	12	13	1	7	65
D3	Iowa	200	25-62	5-21	15-22	6-24-30	29	12	9	0	6	70
D9	at Rutgers	200	25-48	7-14	13-18	5-22-27	19	18	15	2	7	70
D12	vs. North Carolina State	225	26-62	8-21	12-15	7-23-30	24	10	13	3	7	72
D18	vs. Butler	200	19-59	4-28	6-14	13-14-27	15	10	7	2	5	48
D20	Incarnate Word	200	22-54	12-27	3-5	5-18-23	17	14	11	2	5	59
D29	Nicholls	200	35-73	16-35	4-9	14-18-32	27	18	10	4	4	90
J3	Wisconsin	200	27-60	6-24	14-19	9-25-34	22	13	7	2	5	74
J8	at Penn State											
J11	at Michigan											
J14	Nebraska											
J17	at Illinois											
J20	at Indiana											
J23	Northwestern											
J27	at Iowa											
J30	Ohio State											
F2	at Minnesota											
F5	Michigan											
F10	Illinois											
F13	Maryland											
F16	at Northwestern											
F20	Rutgers											
F26	at Michigan State											
M1	at Wisconsin											
M5	Indiana											
M9-13	Big Ten Tournament											

INDIVIDUAL CAREER STATISTICS

BARRETT, Carson

				Field Goals		3-Point		F-Throws		Rebounds									Scoring	
SEASON	TEAM	GP-GS	MIN/AVG	FG-FGA	FG%	3FG-3FGA	3FG%	FT-FTA	FT%	OFF	DEF	TOT	AVG	PF-FO	A	TO	BLK	STL	PTS	AVG
2020-21	Purdue	1-0	2/1.8	0-0	.000	0-0	.000	1-2	.500	0	1	1	1.0	0-0	0	0	0	0	1	1.0
2021-22	Purdue	7-0	17/2.4	1-5	.200	0-2	.000	0-1	.000	2	2	4	0.6	2-0	0	3	0	0	2	0.3
TOTAL		8-0	19/2.4	1-5	.200	0-2	.000	1-3	.333	2	3	5	0.6	2-0	0	3	0	0	3	0.4

EDEY, Zach

				Field Goals		3-Point		F-Throws		Rebounds										Scoring	
SEASON	TEAM	GP-GS	MIN/AVG	FG-FGA	FG%	3FG-3FGA	3FG%	FT-FTA	FT%	OFF	DEF	TOT	AVG	PF-FO	A	TO	BLK	STL	PTS	AVG	
2020-21	Purdue	28-2	408/14.6	89-149	.597	0-0	.000	65-91	.714	48	76	124	4.4	64-1	10	38	30	4	243	8.7	
2021-22	Purdue	14-10	248/17.7	85-120	.708	0-0	.000	48-68	.706	41	64	105	7.5	25-0	18	28	19	5	218	15.6	
TOTAL		42-12	657/15.6	174-269	.647	0-0	.000	113-159	.711	89	140	229	5.5	89-1	28	66	49	9	461	11.0	

FROST, Matt

				Field Goals		3-Point		F-Throws		Rebounds										Scoring	
SEASON	TEAM	GP-GS	MIN/AVG	FG-FGA	FG%	3FG-3FGA	3FG%	FT-FTA	FT%	OFF	DEF	TOT	AVG	PF-FO	A	TO	BLK	STL	PTS	AVG	
2019-20	Purdue	9-0	17/1.9	1-2	.500	0-1	.000	0-0	.000	0	1	1	0.1	1-0	0	0	0	0	2	0.2	
2020-21	Purdue	2-0	5/2.6	2-2	1.000	1-1	1.000	0-0	.000	0	0	0	0.0	0-0	1	0	0	0	5	2.5	
2021-22	Purdue	7-0	15/2.2	1-5	.200	0-0	.000	2-2	1.000	3	0	3	0.4	2-0	0	0	0	1	4	0.6	
TOTAL		18-0	37/2.1	4-9	.444	1-2	.500	2-2	1.000	3	1	4	0.2	3-0	1	0	0	1	11	0.6	

FURST, Caleb

				Field Goals		3-Point		F-Throws		Rebounds										Scoring	
SEASON	TEAM	GP-GS	MIN/AVG	FG-FGA	FG%	3FG-3FGA	3FG%	FT-FTA	FT%	OFF	DEF	TOT	AVG	PF-FO	A	TO	BLK	STL	PTS	AVG	
2021-22	Purdue	13-12	268/20.6	27-50	.540	5-15	.333	15-22	.682	25	44	69	5.3	12-0	8	13	8	3	74	5.7	
TOTAL		13-12	268/20.6	27-50	.540	5-15	.333	15-22	.682	25	44	69	5.3	12-0	8	13	8	3	74	5.7	

GILLIS, Mason

				Field Goals		3-Point		F-Throws		Rebounds								Scoring		
SEASON	TEAM	GP-GS	MIN/AVG	FG-FGA	FG%	3FG-3FGA	3FG%	FT-FTA	FT%	OFF	DEF	TOT	AVG	PF-FO	A	TO	BLK	STL	PTS	AVG
2020-21	Purdue	28-23	622/22.2	46-99	.465	19-54	.352	35-43	.814	44	70	114	4.1	64-2	37	31	2	12	146	5.2
2021-22	Purdue	10-2	178/17.8	20-35	.571	11-21	.524	17-17	1.000	12	20	32	3.2	18-0	5	4	5	1	68	6.8
TOTAL		38-25	800/21.0	66-134	.493	30-75	.400	52-60	.867	56	90	146	3.8	82-2	42	35	7	13	214	5.6

HUNTER JR., Eric

				Field Goals		3-Point		F-Throws		Rebounds									Scoring	
SEASON	TEAM	GP-GS	MIN/AVG	FG-FGA	FG%	3FG-3FGA	3FG%	FT-FTA	FT%	OFF	DEF	TOT	AVG	PF-FO	A	TO	BLK	STL	PTS	AVG
2018-19	Purdue	36-1	450/12.5	27-89	.303	10-46	.217	15-21	.714	16	34	50	1.4	37-0	39	21	3	13	79	2.2
2019-20	Purdue	31-30	974/31.4	117-282	.415	43-121	.355	51-67	.761	38	63	101	3.3	77-2	82	61	4	32	328	10.6
2020-21	Purdue	24-23	732/30.5	72-194	.371	22-81	.272	38-47	.809	13	40	53	2.2	48-0	67	41	5	26	204	8.5
2021-22	Purdue	14-1	292/20.9	16-47	.340	6-24	.250	6-11	.545	9	12	21	1.5	11-0	23	18	1	8	44	3.1
TOTAL		105-55	2448/23.3	232-612	.379	81-272	.298	110-146	.753	76	149	225	2.1	173-2	211	141	13	79	655	6.2

IVEY, Jaden

				Field Goals		3-Point		F-Throws		Rebounds										Scoring	
SEASON	TEAM	GP-GS	MIN/AVG	FG-FGA	FG%	3FG-3FGA	3FG%	FT-FTA	FT%	OFF	DEF	TOT	AVG	PF-FO	A	TO	BLK	STL	PTS	AVG	
2020-21	Purdue	23-12	557/24.2	89-223	.399	25-97	.258	53-73	.726	19	57	76	3.3	39-0	43	31	16	17	256	11.1	
2021-22	Purdue	14-14	395/28.2	78-151	.517	30-67	.448	45-61	.738	5	64	69	4.9	26-0	44	33	7	17	231	16.5	
TOTAL		37-26	952/25.7	167-374	.447	55-164	.335	98-134	.731	24	121	145	3.9	65-0	87	64	23	34	487	13.2	

INDIVIDUAL CAREER STATISTICS

MARTIN, Chase

				Field Goals		3-Point		F-Throws		Rebounds									Scoring	
SEASON	TEAM	GP-GS	MIN/AVG	FG-FGA	FG%	3FG-3FGA	3FG%	FT-FTA	FT%	OFF	DEF	TOT	AVG	PF-FO	A	TO	BLK	STL	PTS	AVG
2020-21	Purdue	2-0	5/2.6	0-1	.000	0-1	.000	0-0	.000	0	1	1	0.5	0-0	0	0	0	1	0	0.0
2021-22	Purdue	7-0	16/2.2	1-5	.200	0-0	.000	0-3	.000	0	1	1	0.1	3-0	1	2	0	1	2	0.3
TOTAL		9-0	21/2.3	1-6	.167	0-1	.000	0-3	.000	0	2	2	0.2	3-0	1	2	0	2	2	0.2

MORTON, Ethan

				Field Goals		3-Point		F-Throws		Rebounds									Scoring	
SEASON	TEAM	GP-GS	MIN/AVG	FG-FGA	FG%	3FG-3FGA	3FG%	FT-FTA	FT%	OFF	DEF	TOT	AVG	PF-FO	A	TO	BLK	STL	PTS	AVG
2020-21	Purdue	23-0	201/8.8	5-20	.250	4-14	.286	0-0	.000	2	16	18	0.8	10-0	20	14	1	2	14	0.6
2021-22	Purdue	14-0	242/17.3	15-30	.500	6-11	.545	6-8	.750	3	24	27	1.9	17-0	35	6	2	11	42	3.0
TOTAL		37-0	444/12.0	20-50	.400	10-25	.400	6-8	.750	5	40	45	1.2	27-0	55	20	3	13	56	1.5

NEWMAN, Brandon

				Field Goals		3-Point		F-Throws		Rebounds									Scoring	
SEASON	TEAM	GP-GS	MIN/AVG	FG-FGA	FG%	3FG-3FGA	3FG%	FT-FTA	FT%	OFF	DEF	TOT	AVG	PF-FO	A	TO	BLK	STL	PTS	AVG
2020-21	Purdue	28-23	663/23.7	78-196	.398	39-103	.379	30-32	.938	11	87	98	3.5	53-1	37	44	11	21	225	8.0
2021-22	Purdue	14-0	204/14.6	26-82	.317	22-66	.333	17-20	.850	2	30	32	2.3	16-1	13	8	3	5	91	6.5
TOTAL		42-23	867/20.6	104-278	.374	61-169	.361	47-52	.904	13	117	130	3.1	69-2	50	52	14	26	316	7.5

STEFANOVIC, Sasha

				Field Goals		3-Point		F-Throws		Rebounds									Scoring	
SEASON	TEAM	GP-GS	MIN/AVG	FG-FGA	FG%	3FG-3FGA	3FG%	FT-FTA	FT%	OFF	DEF	TOT	AVG	PF-FO	A	TO	BLK	STL	PTS	AVG
2018-19	Purdue	36-0	419/11.6	30-77	.390	25-61	.410	5-14	.357	3	37	40	1.1	43-0	16	25	4	20	90	2.5
2019-20	Purdue	30-22	792/26.4	85-221	.385	64-167	.383	40-49	.816	5	68	73	2.4	62-2	51	41	9	30	274	9.1
2020-21	Purdue	25-21	733/29.3	67-161	.416	50-125	.400	48-57	.842	2	64	66	2.6	44-1	64	27	4	18	232	9.3
2021-22	Purdue	14-14	376/26.9	46-109	.422	36-85	.424	29-33	.879	1	30	31	2.2	22-0	54	18	0	5	157	11.2
TOTAL		105-57	2321/22.1	228-568	.401	175-438	.400	122-153	.797	11	199	210	2.0	171-3	185	111	17	73	753	7.2

THOMPSON, Isaiah

				Field Goals		3-Point		F-Throws		Rebounds									Scoring	
SEASON	TEAM	GP-GS	MIN/AVG	FG-FGA	FG%	3FG-3FGA	3FG%	FT-FTA	FT%	OFF	DEF	TOT	AVG	PF-FO	A	TO	BLK	STL	PTS	AVG
2019-20	Purdue	31-0	581/18.7	58-164	.354	36-100	.360	21-31	.677	5	28	33	1.1	43-0	21	24	1	13	173	5.6
2020-21	Purdue	28-5	499/17.8	35-85	.412	23-58	.397	24-32	.750	11	27	38	1.4	34-0	27	14	0	5	117	4.2
2021-22	Purdue	14-13	270/19.3	26-53	.491	21-42	.500	13-16	.813	6	12	18	1.3	16-0	20	8	0	3	86	6.1
TOTAL		73-18	1350/18.5	119-302	.394	80-200	.400	58-79	.734	22	67	89	1.2	93-0	68	46	1	21	376	5.2

WILLIAMS, Trevion

				Field Goals		3-Point		F-Throws		Rebounds									Scoring	
SEASON	TEAM	GP-GS	MIN/AVG	FG-FGA	FG%	3FG-3FGA	3FG%	FT-FTA	FT%	OFF	DEF	TOT	AVG	PF-FO	A	TO	BLK	STL	PTS	AVG
2018-19	Purdue	34-8	350/10.3	78-144	.542	1-3	.333	19-37	.514	61	76	137	4.0	65-1	18	19	15	12	176	5.2
2019-20	Purdue	31-22	665/21.4	154-299	.515	3-9	.333	45-94	.479	104	133	237	7.6	72-2	45	51	13	20	356	11.5
2020-21	Purdue	28-26	704/25.1	191-364	.525	0-3	.000	53-106	.500	104	152	256	9.1	82-2	63	66	16	19	435	15.5
2021-22	Purdue	14-4	287/20.5	75-126	.595	3-7	.429	29-50	.580	43	80	123	8.8	30-0	43	27	11	15	182	13.0
TOTAL		107-60	2005/18.7	498-933	.534	7-22	.318	146-287	.509	312	441	753	7.0	249-5	169	163	55	66	1149	10.7

WULBRUN, Jared

				Field Goals		3-Point		F-Throws		Rebounds									Scoring	
SEASON	TEAM	GP-GS	MIN/AVG	FG-FGA	FG%	3FG-3FGA	3FG%	FT-FTA	FT%	OFF	DEF	TOT	AVG	PF-FO	A	TO	BLK	STL	PTS	AVG
2018-19	CLU	25-23	682/27.3	50-132	.379	43-120	.358	21-26	.808	1	38	39	1.6	39-0	40	33	0	10	164	6.6
2019-20	Purdue	9-0	17/1.9	1-2	.500	1-2	.500	0-0	.000	0	0	0	0.0	0-0	2	2	0	0	3	0.3
2020-21	Purdue	2-0	5/2.6	1-2	.500	1-2	.500	0-0	.000	0	0	0	0.0	0-0	1	0	0	0	3	1.5
2021-22	Purdue	7-0	16/2.2	0-2	.000	0-1	.000	2-2	1.000	0	1	1	0.1	0-0	0	0	0	0	2	0.3
TOTAL FOR Purdue		18-0	38/2.1	2-6	.333	2-5	.400	2-2	1.000	0	1	1	0.1	0-0	3	2	0	0	8	0.4
TOTAL		43-23	720/16.7	52-138	.377	45-125	.360	23-28	.821	1	39	40	0.9	39-0	43	35	0	10	172	4.0

GAME 15 // [3] PURDUE vs. PENN STATE // JANUARY 8, 2022

SEASON / CAREER HIGHS			
#0 MASON GILLIS			
Points			
S:	12 vs. Iowa (12-3-21)		
C:	12, Three Times		
Rebounds			
S:	5 vs. Omaha (11-26-21)		
C:	9, Three Times		
Assists			
S:	2 vs. Incarnate Word (12-20-21)		
C:	3, Five Times		
Steals			
S:	1 vs. Florida State (11-30-21)		
C:	2, Three Times		
Blocked Shots			
S:	2 vs. Nicholls (12-29-21)		
C:	1, Five Times		
Field Goals Made			
S:	4 vs. Incarnate Word (12-20-21)		
C:	4, Four Times		
Field Goal Attempts			
S:	9 vs. Incarnate Word (12-20-21)		
C:	10 vs. Miami (12-8-20)		
Three-Pointers Made			
S:	3 vs. [23] Wisconsin (1-3-22)		
C:	3, Two Times		
Three-Point Attempts			
S:	5 vs. Incarnate Word (12-20-21)		
C:	6 vs. Penn State (1-17-21)		
Free Throws Made			
S:	6 vs. Iowa (12-3-21)		
C:	8 vs. Michigan State (2-16-21)		
Free Throw Attempts			
S:	6 vs. Iowa (12-3-21)		
C:	8 vs. Michigan State (2-16-21)		
Minutes			
S:	23 vs. [23] Wisconsin (1-3-22)		
C:	35 vs. North Texas (3-19-21)		
#4 TREY KAUFMAN-RENN			
Points			
S:	0		
C:	0		
Rebounds			
S:	0		
C:	0		
Assists			
S:	0		
C:	0		
Steals			
S:	0		
C:	0		
Blocked Shots			
S:	0		
C:	0		
Field Goals Made			
S:	0		
C:	0		
Field Goal Attempts			
S:	0		
C:	0		
Three-Pointers Made			
S:	0		
C:	0		
Three-Point Attempts			
S:	0		
C:	0		
Free Throws Made			
S:	0		
C:	0		
Free Throw Attempts			
S:	0		
C:	0		
Minutes			
S:	0		
C:	0		
#1 BRIAN WADDELL			
Points			
S:	0		
C:	0		
Rebounds			
S:	0		
C:	0		
Assists			
S:	0		
C:	0		
Steals			
S:	0		
C:	0		
Blocked Shots			
S:	0		
C:	0		
Field Goals Made			
S:	0		
C:	0		
Field Goal Attempts			
S:	0		
C:	0		
Three-Pointers Made			
S:	0		
C:	0		
Three-Point Attempts			
S:	0		
C:	0		
Free Throws Made			
S:	0		
C:	0		
Free Throw Attempts			
S:	0		
C:	0		
Minutes			
S:	0		
C:	0		
#2 ERIC HUNTER JR.			
Points			
S:	6, Three Times		
C:	19 vs. [18] Iowa (3-3-20)		
Rebounds			
S:	3, Two Times		
C:	7, Four Times		
Assists			
S:	4 vs. Wright State (11-16-21)		
C:	8 vs. Notre Dame (12-19-20)		
Steals			
S:	2, Three Times		
C:	4 vs. Northwestern (2-6-21)		
Blocked Shots			
S:	1 vs. Butler (12-18-21)		
C:	2 vs. [9] Ohio State (3-12-21)		
Field Goals Made			
S:	2, Five Times		
C:	7 vs. Green Bay (11-6-19)		
Field Goal Attempts			
S:	6, Two Times		
C:	15, Two Times		
Three-Pointers Made			
S:	2, Two Times		
C:	4, Two Times		
Three-Point Attempts			
S:	6 vs. Bellarmine (11-9-21)		
C:	8, Two Times		
Free Throws Made			
S:	3 vs. [5] Villanova (11-22-21)		
C:	7 vs. [18] Iowa (3-3-20)		
Free Throw Attempts			
S:	4, Two Times		
C:	8, Two Times		
Minutes			
S:	30 vs. North Carolina State (12-12-21)		
C:	47 vs. [19] Michigan (1-9-20)		
#11 ISAIAH THOMPSON			
Points			
S:	15, Two Times		
C:	17, Two Times		
Rebounds			
S:	3 vs. Omaha (11-26-21)		
C:	4, Two Times		
Assists			
S:	4 vs. Bellarmine (11-9-21)		
C:	6 vs. Oakland (12-1-20)		
Steals			
S:	2 vs. North Carolina State (12-12-21)		
C:	3 vs. Central Michigan (12-28-19)		
Blocked Shots			
S:	0		
C:	1 vs. Central Michigan (12-28-19)		
Field Goals Made			
S:	5, Two Times		
C:	7 vs. [14] Rutgers (12-29-20)		
Field Goal Attempts			
S:	9 vs. Bellarmine (11-9-21)		
C:	11, Two Times		
Three-Pointers Made			
S:	5 vs. Bellarmine (11-9-21)		
C:	5, Two Times		
Three-Point Attempts			
S:	8 vs. Bellarmine (11-9-21)		
C:	10 vs. Chicago State (11-16-19)		
Free Throws Made			
S:	5 vs. Iowa (12-3-21)		
C:	9 vs. Valparaiso (12-4-20)		
Free Throw Attempts			
S:	6 vs. Iowa (12-3-21)		
C:	12, Two Times		
Minutes			
S:	24 vs. Bellarmine (11-9-21)		
C:	40 vs. [19] Michigan (1-9-20)		
#3 CALEB FURST			
Points			
S:	14 vs. Wright State (11-16-21)		
C:	14 vs. Wright State (11-16-21)		
Rebounds			
S:	11 vs. Wright State (11-16-21)		
C:	11 vs. Wright State (11-16-21)		
Assists			
S:	2 vs. Wright State (11-16-21)		
C:	2 vs. Wright State (11-16-21)		
Steals			
S:	1, Three Times		
C:	1, Three Times		
Blocked Shots			
S:	2, Two Times		
C:	2, Two Times		
Field Goals Made			
S:	5, Two Times		
C:	5, Two Times		
Field Goal Attempts			
S:	8 vs. Incarnate Word (12-20-21)		
C:	8 vs. Incarnate Word (12-20-21)		
Three-Pointers Made			
S:	2 vs. [18] North Carolina (11-20-21)		
C:	2 vs. [18] North Carolina (11-20-21)		
Three-Point Attempts			
S:	3, Two Times		
C:	3, Two Times		
Free Throws Made			
S:	4, Two Times		
C:	4, Two Times		
Free Throw Attempts			
S:	6 vs. Florida State (11-30-21)		
C:	6 vs. Florida State (11-30-21)		
Minutes			
S:	33 vs. [18] North Carolina (11-20-21)		
C:	33 vs. [18] North Carolina (11-20-21)		
#14 JARED WULBRUN			
Points			
S:	2 vs. Wright State (11-16-21)		
C:	19 vs. Redlands (2-13-19)		
Rebounds			
S:	1 vs. Bellarmine (11-9-21)		
C:	4, Two Times		
Assists			
S:	0		
C:	5 vs. UC Santa Cruz (1-26-19)		
Steals			
S:	0		
C:	2 vs. Pacific, Ore. (11-21-19)		
Blocked Shots			
S:	0		
C:	0		
Field Goals Made			
S:	0		
C:	6 vs. Redlands (2-13-19)		
Field Goal Attempts			
S:	1 vs. Wright State (11-16-21)		
C:	12 vs. Pomona-Pitzer (2-9-19)		
Three-Pointers Made			
S:	0		
C:	5, Two Times		
Three-Point Attempts			
S:	1 vs. Wright State (11-16-21)		
C:	9, Four Times		
Free Throws Made			
S:	2 vs. Wright State (11-16-21)		
C:	5, Three Times		
Free Throw Attempts			
S:	2 vs. Wright State (11-16-21)		
C:	6, Two Times		
Minutes			
S:	3, Two Times		
C:	36 vs. Redlands (1-9-19)		
PURDUESPORTS.COM @BOILERBALL			

SEASON / CAREER HIGHS

#15 | ZACH EDEY

Points	
S:	24 vs. [23] Wisconsin (1-3-22)
C:	24 vs. [23] Wisconsin (1-3-22)
Rebounds	
S:	12 vs. Wright State (11-16-21)
C:	12 vs. Wright State (11-16-21)
Assists	
S:	4, Two Times
C:	4, Two Times
Steals	
S:	2 vs. Wright State (11-16-21)
C:	2 vs. Wright State (11-16-21)
Blocked Shots	
S:	3, Two Times
C:	4 vs. Northwestern (2-6-21)
Field Goals Made	
S:	10 vs. [23] Wisconsin (1-3-22)
C:	10 vs. [23] Wisconsin (1-3-22)
Field Goal Attempts	
S:	17 vs. [23] Wisconsin (1-3-22)
C:	17 vs. [23] Wisconsin (1-3-22)
Three-Pointers Made	
S:	0
C:	0
Three-Point Attempts	
S:	0
C:	0
Free Throws Made	
S:	8, Two Times
C:	8, Three Times
Free Throw Attempts	
S:	10 vs. Bellarmine (11-9-21)
C:	10 vs. Bellarmine (11-9-21)
Minutes	
S:	22 vs. Bellarmine (11-9-21)
C:	23 vs. Northwestern (2-6-21)

#25 | ETHAN MORTON

Points	
S:	7 vs. Nicholls (12-29-21)
C:	7 vs. Nicholls (12-29-21)
Rebounds	
S:	6 vs. [23] Wisconsin (1-3-22)
C:	6 vs. [23] Wisconsin (1-3-22)
Assists	
S:	7 vs. Nicholls (12-29-21)
C:	7 vs. Nicholls (12-29-21)
Steals	
S:	4 vs. Bellarmine (11-9-21)
C:	4 vs. Bellarmine (11-9-21)
Blocked Shots	
S:	2 vs. Wright State (11-16-21)
C:	2 vs. Wright State (11-16-21)
Field Goals Made	
S:	3 vs. Nicholls (12-29-21)
C:	3, Three Times
Field Goal Attempts	
S:	5 vs. Nicholls (12-29-21)
C:	5, Two Times
Three-Pointers Made	
S:	1, Six Times
C:	1, Ten Times
Three-Point Attempts	
S:	2 vs. Wright State (11-16-21)
C:	4 vs. Valparaiso (12-4-20)
Free Throws Made	
S:	2 vs. North Carolina State (12-12-21)
C:	2 vs. North Carolina State (12-12-21)
Free Throw Attempts	
S:	2, Three Times
C:	2, Three Times
Minutes	
S:	24, Two Times
C:	25 vs. Clemson (11-26-20)

#21 | MATT FROST

Points	
S:	2, Two Times
C:	3 vs. Oakland (12-1-20)
Rebounds	
S:	2 vs. Omaha (11-26-21)
C:	2 vs. Omaha (11-26-21)
Assists	
S:	0
C:	1 vs. Oakland (12-1-20)
Steals	
S:	1 vs. Wright State (11-16-21)
C:	1 vs. Wright State (11-16-21)
Blocked Shots	
S:	0
C:	0
Field Goals Made	
S:	1 vs. Wright State (11-16-21)
C:	1, Four Times
Field Goal Attempts	
S:	3 vs. Omaha (11-26-21)
C:	3 vs. Omaha (11-26-21)
Three-Pointers Made	
S:	0
C:	1 vs. Oakland (12-1-20)
Three-Point Attempts	
S:	0
C:	1, Two Times
Free Throws Made	
S:	2 vs. Incarnate Word (12-20-21)
C:	2 vs. Incarnate Word (12-20-21)
Free Throw Attempts	
S:	2 vs. Incarnate Word (12-20-21)
C:	2 vs. Incarnate Word (12-20-21)
Minutes	
S:	3, Two Times
C:	4 vs. Central Michigan (12-28-19)

#34 | CARSON BARRETT

Points	
S:	2 vs. Omaha (11-26-21)
C:	2 vs. Omaha (11-26-21)
Rebounds	
S:	2 vs. Butler (12-18-21)
C:	2 vs. Butler (12-18-21)
Assists	
S:	0
C:	0
Steals	
S:	0
C:	0
Blocked Shots	
S:	0
C:	0
Field Goals Made	
S:	1 vs. Omaha (11-26-21)
C:	1 vs. Omaha (11-26-21)
Field Goal Attempts	
S:	1, Four Times
C:	1, Four Times
Three-Pointers Made	
S:	0
C:	0
Three-Point Attempts	
S:	1, Two Times
C:	1, Two Times
Free Throws Made	
S:	0
C:	1 vs. Penn State (2-26-21)
Free Throw Attempts	
S:	0
C:	2 vs. Penn State (2-26-21)
Minutes	
S:	3, Two Times
C:	3, Two Times

#22 | CHASE MARTIN

Points	
S:	2 vs. Omaha (11-26-21)
C:	2 vs. Omaha (11-26-21)
Rebounds	
S:	1 vs. Omaha (11-26-21)
C:	1, Two Times
Assists	
S:	1 vs. Omaha (11-26-21)
C:	1 vs. Omaha (11-26-21)
Steals	
S:	1 vs. Indiana State (11-12-21)
C:	1, Two Times
Blocked Shots	
S:	0
C:	0
Field Goals Made	
S:	1 vs. Omaha (11-26-21)
C:	1 vs. Omaha (11-26-21)
Field Goal Attempts	
S:	3 vs. Butler (12-18-21)
C:	3 vs. Butler (12-18-21)
Three-Pointers Made	
S:	0
C:	0
Three-Point Attempts	
S:	0
C:	1 vs. Oakland (12-1-20)
Free Throws Made	
S:	0
C:	0
Free Throw Attempts	
S:	2 vs. Indiana State (11-12-21)
C:	2 vs. Indiana State (11-12-21)
Minutes	
S:	3, Two Times
C:	3, Three Times

#50 | TREVION WILLIAMS

Points	
S:	22 vs. North Carolina State (12-12-21)
C:	36 vs. [19] Michigan (1-9-20)
Rebounds	
S:	18 vs. Iowa (12-3-21)
C:	20 vs. [19] Michigan (1-9-20)
Assists	
S:	9 vs. North Carolina State (12-12-21)
C:	9 vs. North Carolina State (12-12-21)
Steals	
S:	3 vs. [5] Villanova (11-21-21)
C:	4 vs. [17] Butler (12-21-19)
Blocked Shots	
S:	4, Two Times
C:	4, Two Times
Field Goals Made	
S:	10 vs. North Carolina State (12-12-21)
C:	16 vs. [19] Michigan (1-9-20)
Field Goal Attempts	
S:	17 vs. Rutgers (12-9-21)
C:	28 vs. [19] Michigan (1-9-20)
Three-Pointers Made	
S:	1, Three Times
C:	1, Seven Times
Three-Point Attempts	
S:	1, Six Times
C:	2 vs. Ohio State (2-15-20)
Free Throws Made	
S:	4, Four Times
C:	8 vs. [23] Michigan State (1-8-21)
Free Throw Attempts	
S:	8 vs. Iowa (12-3-21)
C:	12 vs. [23] Michigan State (1-8-21)
Minutes	
S:	33 vs. North Carolina State (12-12-21)
C:	44 vs. [19] Michigan (1-9-20)


#23 | JADEN IVEY

Points	
S:	27 vs. Indiana State (11-12-21)
C:	27 vs. Indiana State (11-12-21)
Rebounds	
S:	10 vs. [18] North Carolina (11-20-21)
C:	10 vs. [18] North Carolina (11-20-21)
Assists	
S:	7 vs. [5] Villanova (11-21-21)
C:	7 vs. [5] Villanova (11-21-21)
Steals	
S:	3 vs. Rutgers (12-9-21)
C:	3, Three Times
Blocked Shots	
S:	3 vs. North Carolina State (12-12-21)
C:	4 vs. Penn State (2-26-21)
Field Goals Made	
S:	10 vs. Indiana State (11-12-21)
C:	10, Two Times
Field Goal Attempts	
S:	17 vs. [18] North Carolina (11-20-21)
C:	24 vs. North Texas (3-19-21)
Three-Pointers Made	
S:	6 vs. Butler (12-18-21)
C:	6 vs. Butler (12-18-21)
Three-Point Attempts	
S:	6, Five Times
C:	12 vs. North Texas (3-19-21)
Free Throws Made	
S:	6, Three Times
C:	9 vs. [25] Wisconsin (3-2-21)
Free Throw Attempts	
S:	9 vs. North Carolina State (12-12-21)
C:	10 vs. [25] Wisconsin (3-2-21)
Minutes	
S:	40 vs. North Carolina State (12-12-21)
C:	43 vs. [9] Ohio State (3-12-21)

#55 | SASHA STEFANOVIC

Points	
S:	23, Two Times
C:	23, Three Times
Rebounds	
S:	4, Two Times
C:	8 vs. [17] Maryland (1-18-20)
Assists	
S:	8, Two Times
C:	8, Three Times
Steals	
S:	2 vs. Incarnate Word (12-20-21)
C:	4 vs. [5] Virginia (12-4-19)
Blocked Shots	
S:	0
C:	3 vs. [8] Michigan State (1-12-20)
Field Goals Made	
S:	7 vs. [18] North Carolina (11-20-21)
C:	8 vs. Central Michigan (12-28-19)
Field Goal Attempts	
S:	13 vs. [18] North Carolina (11-20-21)
C:	13, Two Times
Three-Pointers Made	
S:	5, Two Times
C:	7 vs. Central Michigan (12-28-19)
Three-Point Attempts	
S:	11 vs. [18] North Carolina (11-20-21)
C:	11 vs. [18] North Carolina (11-20-21)
Free Throws Made	
S:	6 vs. Bellarmine (11-9-21)
C:	7 vs. Valparaiso (12-4-20)
Free Throw Attempts	
S:	7 vs. Bellarmine (11-9-21)
C:	9 vs. Valparaiso (12-4-20)
Minutes	
S:	35 vs. [18] North Carolina (11-20-21)
C:	46 vs. Minnesota (1-2-20)

GAME 15 // [3] PURDUE vs. PENN STATE // JANUARY 8, 2022

	#0 Mason Gillis So. Forward										LAST: 9 points, 4 rebs in the loss to Wisconsin.	CAREER HIGHS
	6-6 230 New Castle, Ind. New Castle										• Avg. 9.7 PPG, 3.7 RPG in 20.7 MPG over last three games (10-17 FGs, 7-12 3Ps).	P: 12 Three Times
	GP / GS PPG RPG APG Blks. Stls. FG % 3P % FT %										• Has made all 17 of his free throw attempts this year; 18 straight to last year.	R: 9 Three Times
National Rankings: 3 / Associated Press 3 / Coaches	#1 Brian Waddell Fr. Forward										• Purdue is 7-0 all-time when he scores 10+ points; 7-1 with 2+ 3-pointers.	A: 3 Five Times
	6-7 180 Carmel, Ind. Carmel										• Was named to College Hoops Today's (Jon Rothstein) All-Glue Guy team.	M: 35 North Texas (3-19-21)
	GP / GS PPG RPG APG Blks. Stls. FG % 3P % FT %											
2021-22 Record / Conf: 12-2 / 1-2	#2 Eric Hunter Jr. Sr. Guard										LAST: Suffered a knee injury in practice (Nov. 8); will miss the entire season.	CAREER HIGHS
	6-4 175 Indianapolis, Ind. Tindley Prep										• Will redshirt this season.	P: 0
	GP / GS PPG RPG APG Blks. Stls. FG % 3P % FT %										• Has impressed the coaches with his play; strong career ahead of him.	R: 0
Last Game: Lost to [23] Wisconsin 74-69 Jan. 3, 2022	#3 Caleb Furst Fr. Forward										• Avg. 15.7 PPG and 6.3 RPG as a senior; shot 60.7 % FGs, 40.5 3Ps, 85.5 FTs.	A: 0
	6-10 230 Fort Wayne, Ind. Blackhawk Christian										• Father, Matt, was Purdue's PG (1992-95); ranks 6th career assists (460).	M: 0
	GP / GS PPG RPG APG Blks. Stls. FG % 3P % FT %											
Next Game: Tuesday, Jan. 11 at Michigan	#4 Trey Kaufman-Renn Fr. Forward										LAST: 2 points, 2 asts, 1 reb in the loss to Wisconsin.	CAREER HIGHS
	6-9 225 Sellersburg, Ind. Silver Creek										• Avg. 2.3 PPG, 2.0 RPG, 1.7 APG in last 3 games (3-9 FGs, 1-4 3Ps).	P: 19 [18] Iowa (3-3-20)
	GP / GS PPG RPG APG Blks. Stls. FG % 3P % FT %										• Surpassed 200 career assists in the win over Florida State.	R: 7 Four Times
Head Coach: Matt Painter PUR: 367-186 / 17th CAR: 392-191 / 18th	#5 Brandon Newman So. Guard										• Has over 650 points, 225 career rebs and 211 assists (1.50 A/T/O ratio).	A: 8 Notre Dame (12-19-20)
	6-5 200 Valparaiso, Ind. Valparaiso										• Purdue is 22-9 when he scores 10+ points; 18-5 when leads team in assists.	M: 47 [19] Michigan (1-9-20)
	GP / GS PPG RPG APG Blks. Stls. FG % 3P % FT %											
Assistant Coaches: Brandon Brantley Paul Lusk Terry Johnson Elliot Bloom (DBO)	#6 Jared Wulbrun Sr. Guard										LAST: Did not record any statistics in the loss to Wisconsin.	CAREER HIGHS
	5-10 180 Stanford, Calif. Palo Alto Cal Lutheran										• 11/22 – Big Ten FOW (11.3 PPG, 6.7 RPG, 1.0 APG, 13-17 FGs, 4-6 3Ps).	P: 14 Wright State (11-16-21)
	GP / GS PPG RPG APG Blks. Stls. FG % 3P % FT %										• Eased back into lineup vs. Wisconsin (6 mins) after missing prev. game.	R: 11 Wright State (11-16-21)
2021-22 SCHEDULE	#7 Jaden Ivey So. Guard (jay-den Ivy)										• 2.0 PPG, 2.0 RPG in last five games (4-13 FGs, 0-4 3Ps); 9.1 PPG, 7.4 RPG first 7.	A: 2 Wright State (11-16-21)
	7-4 295 Toronto, Canada IMG Academy (Fla.)										• Indiana Mr. Basketball after strong SR season (21.4 PPG, 14.1 RPG, 3.0 APG).	M: 33 [18] North Carolina (11-20-21)
	GP / GS PPG RPG APG Blks. Stls. FG % 3P % FT %											
Opponent Date / Result	#8 Chase Martin Fr. Guard										LAST: Will redshirt this season.	CAREER HIGHS
	6-3 180 Columbia, Mo. Tolton										• Had surgery in late Nov., to clean up loose particles in his foot.	P: 0
	GP / GS PPG RPG APG Blks. Stls. FG % 3P % FT %										• A top-40 recruit, averaged 24.5 PPG, 11.8 RPG, 3.6 APG as a senior last year.	R: 0
Bellarmine W, 96-67	#9 Jaden Ivey So. Guard (jay-den Ivy)										• Led Silver Creek to the 2019 and 2021 Class 3A State Championships (Ind.).	A: 0
	6-4 195 South Bend, Ind. La Lumiere Prep										• Was Indiana's Gatorade Player of the Year in 2020; 1,832 career points.	M: 0
	GP / GS PPG RPG APG Blks. Stls. FG % 3P % FT %											
Indiana State W, 92-67	#10 Ethan Morton So. Guard										LAST: 1 assist in the loss to Wisconsin.	CAREER HIGHS
	6-6 215 Butler, Pa. Butler										• 4-of-11 from deep in last 3 games (13 pts, 9 rebs in 46 mins); 2-17 prev. 4.	P: 29 [21] Minnesota (1-30-21)
	GP / GS PPG RPG APG Blks. Stls. FG % 3P % FT %										• Avg. 9.3 PPG at home (20-49 3Ps); avg. 1.4 PPG away from home (2-17 3Ps).	R: 8 [4] Iowa (12-22-20)
Wright State W, 96-52	#11 Jaden Ivey So. Guard (jay-den Ivy)										• Purdue is 13-3 when he scores 10+ points; 5 triples vs. Wright tied c-high.	A: 4 Two Times
	6-4 195 South Bend, Ind. La Lumiere Prep										• Runner-up for Mr. Basketball in 2019; redshirted 2019-20 season.	M: 37 Clemson (11-26-20)
	GP / GS PPG RPG APG Blks. Stls. FG % 3P % FT %											
vs. [18] North Carolina W, 93-84	#12 Matt Frost Jr. Forward										LAST: 3 rebounds, 2 asts in the loss to Wisconsin.	CAREER HIGHS
	6-5 200 Columbus, Ind. Columbus East										• 3 turnovers in last 6 games (110 minutes); 8 10s in 27.3 mins this yr.	P: 17 Two Times
	GP / GS PPG RPG APG Blks. Stls. FG % 3P % FT %										• Is 7-of-16 from 3P range last four games; was 0-of-3 prev. 3 games.	R: 4 Two Times
vs. [5] Villanova W, 80-74	#13 Zach Edey So. Center (e-Dee)										• Avg. 7.3 PPG, 1.8 RPG, 1.3 APG in last 4 games (29 points in 81 minutes).	A: 6 Oakland (12-1-20)
	7-4 295 Toronto, Canada IMG Academy (Fla.)										• Shooting 40.0 percent from long range during his career (80-of-200).	M: 40 [19] Michigan (1-9-20)
	GP / GS PPG RPG APG Blks. Stls. FG % 3P % FT %											
Omaha W, 97-40	#14 Jared Wulbrun Sr. Guard										LAST: Did not play vs. Wisconsin.	CAREER HIGHS
	6-5 200 Columbus, Ind. Columbus East										• A strong shooter, Wulbrun is a walk-on transfer from Cal Lutheran.	P: 19 Redlands (2-13-19)
	GP / GS PPG RPG APG Blks. Stls. FG % 3P % FT %										• As a freshman at Cal Lutheran in 2018-19, avg. 6.6 PPG with 43 3-pointers.	R: 4 Two Times
Florida State W, 93-65	#15 Jaden Ivey So. Guard (jay-den Ivy)										• Had offseason knee surgery and is rounding into shape.	A: 5 UC Santa Cruz (1-26-19)
	6-4 195 South Bend, Ind. La Lumiere Prep										• Father, Jeff, is a first-year head coach at the University of Denver.	M: 36 Redlands (1-9-19)
	GP / GS PPG RPG APG Blks. Stls. FG % 3P % FT %											
Iowa W, 77-70	#16 Ethan Morton So. Guard										LAST: 24 points (c-high), 10 rebs, 2 asts in the loss to Wisconsin.	CAREER HIGHS
	6-6 215 Butler, Pa. Butler										• Has 45 points, 15 rebs, 6 asts in 36 minutes over last 2 games (17-25 FGs).	P: 24 [23] Wisconsin (1-3-22)
	GP / GS PPG RPG APG Blks. Stls. FG % 3P % FT %										• 3rd nationally in FG Pct. (.708); avg. 35.2 pts, 16.9 reb / 40 minutes played.	R: 11 Northwestern (2-6-21)
at Rutgers L, 68-70	#17 Jaden Ivey So. Guard (jay-den Ivy)										• Has shot over 60.0 percent FGs in 11-of-14 games (29-40 FGs last 3 games).	B: 4 Northwestern (2-6-21)
	6-4 195 South Bend, Ind. La Lumiere Prep										• FIBA U-19 World Cup All-Star 5 Team in July (15.1 PPG, 14.1 RPG, 2.3 BPG).	M: 23 Northwestern (2-6-21)
	GP / GS PPG RPG APG Blks. Stls. FG % 3P % FT %											
vs. North Carolina State W, 82-72	#18 Trevion Williams Sr. Forward (tray-vee-on)										LAST: Did not play vs. Wisconsin.	CAREER HIGHS
	6-10 255 Chicago, Ill. Henry Ford (Mich.)										• Is 4-of-8 from the field in career; 7 points in 14 minutes over last 2 seasons.	P: 3 Oakland (12-1-20)
	GP / GS PPG RPG APG Blks. Stls. FG % 3P % FT %										• Avg. 14.2 PPG, 6.2 RPG and 1.9 APG as a senior at Columbus East.	R: 2 Omaha (11-26-21)
vs. Butler W, 77-48	#19 Jaden Ivey So. Guard (jay-den Ivy)										• The Republic Boys Basketball Player of the Year; first-team all-conference.	A: 1 Oakland (12-1-20)
	6-5 200 Columbus, Ind. Columbus East										• Family includes 11 Purdue alumni, including brother Kyle – current student.	M: 4 Central Michigan (12-28-19)
	GP / GS PPG RPG APG Blks. Stls. FG % 3P % FT %											
Incarnate Word W, 79-59	#20 Ethan Morton So. Guard										LAST: Did not play vs. Wisconsin.	CAREER HIGHS
	6-6 215 Butler, Pa. Butler										• Recorded first career points and assist in the win over Omaha.	P: 2 Omaha (11-26-21)
	GP / GS PPG RPG APG Blks. Stls. FG % 3P % FT %										• Named All-Conference and All-District as a senior at Tolton.	R: 1 Two Times
Nicholls State W, 104-90	#21 Jaden Ivey So. Guard (jay-den Ivy)										• Was class valedictorian at Tolton.	A: 1 Omaha (11-26-21)
	6-4 195 South Bend, Ind. La Lumiere Prep										• Father, Cuonzo, is the head coach at Missouri; former teammate of Painter.	M: 3 Two Times
	GP / GS PPG RPG APG Blks. Stls. FG % 3P % FT %											
[23] Wisconsin L, 69-74	#22 Chase Martin Fr. Guard										LAST: 14 points, 3 rebs, 3 asts in the loss to Wisconsin.	CAREER HIGHS
	6-3 180 Columbia, Mo. Tolton										• Double-figures in 11 straight games (16.8 PPG, 4.5 RPG, 3.1 APG, 27-55 3Ps).	P: 27 Indiana State (11-12-21)
	GP / GS PPG RPG APG Blks. Stls. FG % 3P % FT %										• Started season 3-of-12 from 3P range (3 games); 27-of-55 in last 11 games.	R: 10 [18] North Carolina (11-20-21)
at Penn State J8	#23 Jaden Ivey So. Guard (jay-den Ivy)										• Needs 13 points for 500 in career; 3P % is 190 percentage pts. better this yr.	A: 7 [5] Villanova (11-21-21)
	6-4 195 South Bend, Ind. La Lumiere Prep										• FIBA U-19 World Cup All-Star 5 Team in July (12.3 PPG, 3.0 RPG, 1.6 SPG).	M: 43 [9] Ohio State (3-12-21)
	GP / GS PPG RPG APG Blks. Stls. FG % 3P % FT %											
at Michigan J11	#24 Ethan Morton So. Guard										LAST: 3 points, 6 rebs, 4 asts, 2 stls in the loss to Wisconsin.	CAREER HIGHS
	6-6 215 Butler, Pa. Butler										• Has 42 points, 27 rebs, 35 asts, 11 stls, 6 10s in 242 minutes this season.	P: 7 Nicholls (12-29-21)
	GP / GS PPG RPG APG Blks. Stls. FG % 3P % FT %										• Has a 35 / 6 assist: turnover ratio (5.83); 6 turnovers in 242 minutes this yr.	R: 6 [23] Wisconsin (1-3-22)
Nebraska J14	#25 Ethan Morton So. Guard										• Has 13 points, 13 assists, 8 rebs in 61 minutes in last 3 games (5-8 FGs).	A: 7 Nicholls (12-29-21)
	6-6 215 Butler, Pa. Butler										• Named Pennsylvania Gatorade POY and Mr. Basketball following SR year.	M: 25 Clemson (11-26-20)
	GP / GS PPG RPG APG Blks. Stls. FG % 3P % FT %											
at Illinois J17	#26 Ethan Morton So. Guard										LAST: Did not play vs. Wisconsin.	CAREER HIGHS
	6-6 215 Butler, Pa. Butler										• Made first career field goal in the win over Omaha.	P: 2 Omaha (11-26-21)
	GP / GS PPG RPG APG Blks. Stls. FG % 3P % FT %										• Led Lafayette CC to Hoosier Conf. title as SR; 18.1 PPG, 10.2 RPG, 6.5 APG.	R: 2 Butler (12-18-21)
at Indiana J20	#27 Jaden Ivey So. Guard (jay-den Ivy)										• Excelled on the baseball diamond as well (3-yr. starter; .368 BA).	A: 0
	6-4 195 South Bend, Ind. La Lumiere Prep										• Father, Dave, was HS head coach; Played at Purdue from 1988-91.	M: 3 Two Times
	GP / GS PPG RPG APG Blks. Stls. FG % 3P % FT %											
Northwestern J23	#28 Jaden Ivey So. Guard (jay-den Ivy)										LAST: 9 points, 5 rebs, 2 asts in the loss to Wisconsin.	CAREER HIGHS
	6-4 195 South Bend, Ind. La Lumiere Prep										• Two-time Big Ten Player of the Week (Nov. 22; Dec. 13).	P: 36 [19] Michigan (1-9-20)
	GP / GS PPG RPG APG Blks. Stls. FG % 3P % FT %										• Only player nat'l since 2009-10 with 22 P, 12 R, 9 A, 4 B, 2 S in game (NCSU).	R: 20 [19] Michigan (1-9-20)
at Iowa J27	#29 Jaden Ivey So. Guard (jay-den Ivy)										• Avg. 9.0 PPG, 8.0 RPG, 5.0 APG in last two games (21.0 MPG; 7-16 FGs).	A: 9 North Carolina St. (12-12-21)
	6-4 195 South Bend, Ind. La Lumiere Prep										• 4 career Big Ten Player of the Week honors – 5th in Purdue history.	M: 43 [19] Michigan (1-9-20)
	GP / GS PPG RPG APG Blks. Stls. FG % 3P % FT %											
Ohio State J30	#30 Jaden Ivey So. Guard (jay-den Ivy)										LAST: 8 points, 3 asts, 2 rebs in the loss to Wisconsin.	CAREER HIGHS
	6-4 195 South Bend, Ind. La Lumiere Prep										• 175 career 3-ptrs – 13th on the school's 3PM list; surpassed 700 pts. vs. RU.	P: 23 Three Times
	GP / GS PPG RPG APG Blks. Stls. FG % 3P % FT %										• Avg. 10.0 PPG, 2.2 RPG, 3.2 APG in last 5 games (11-28 3Ps).	R: 8 [17] Maryland (1-18-20)
at Minnesota F2	#31 Jaden Ivey So. Guard (jay-den Ivy)										• 40.1 percent career 3-pt. shooter; 41.0 % (84-of-205) since start of last yr.	A: 8 Three Times
	6-4 195 South Bend, Ind. La Lumiere Prep										• Father, Lou, was selected by Seattle in the 1985 NBA Draft (5th round).	M: 46 Minnesota (1-2-20)
	GP / GS PPG RPG APG Blks. Stls. FG % 3P % FT %											
Michigan F5	#32 Jaden Ivey So. Guard (jay-den Ivy)											
	6-4 195 South Bend, Ind. La Lumiere Prep											
	GP / GS PPG RPG APG Blks. Stls. FG % 3P % FT %											
Illinois F10	#33 Jaden Ivey So. Guard (jay-den Ivy)											
	6-4 195 South Bend, Ind. La Lumiere Prep											
	GP / GS PPG RPG APG Blks. Stls. FG % 3P % FT %											
Maryland F13	#34 Carson Barrett So. Forward											
	6-5 215 Lafayette, Ind. Lafayette Central Catholic											
	GP / GS PPG RPG APG Blks. Stls. FG % 3P % FT %											
at Northwestern F16	#35 Carson Barrett So. Forward											
	6-5 215 Lafayette, Ind. Lafayette Central Catholic											
	GP / GS PPG RPG APG Blks. Stls. FG % 3P % FT %											
Rutgers F20	#36 Carson Barrett So. Forward											
	6-5 215 Lafayette, Ind. Lafayette Central Catholic											
	GP / GS PPG RPG APG Blks. Stls. FG % 3P % FT %											
at Michigan State F26	#37 Carson Barrett So. Forward											
	6-5 215 Lafayette, Ind. Lafayette Central Catholic											
	GP / GS PPG RPG APG Blks. Stls. FG % 3P % FT %											
at Wisconsin M1	#38 Carson Barrett So. Forward											
	6-5 215 Lafayette, Ind. Lafayette Central Catholic											
	GP / GS PPG RPG APG Blks. Stls. FG % 3P % FT %											
Indiana M5	#39 Carson Barrett So. Forward											
	6-5 215 Lafayette, Ind. Lafayette Central Catholic											
	GP / GS PPG RPG APG Blks. Stls. FG % 3P % FT %											
Big Ten Tournament M9-13	#40 Carson Barrett So. Forward											
	6-5 215 Lafayette, Ind. Lafayette Central Catholic											
	GP / GS PPG RPG APG Blks. Stls. FG % 3P % FT %											
NCAA Tournament TBA	#41 Carson Barrett So. Forward											
	6-5 215 Lafayette, Ind. Lafayette Central Catholic											
	GP / GS PPG RPG APG Blks. Stls. FG % 3P % FT %											
MEDIA	#42 Carson Barrett So. Forward											
	6-5 215 Lafayette, Ind. Lafayette Central Catholic											
	GP / GS PPG RPG APG Blks. Stls. FG % 3P % FT %											
Web: PurdueSports.com	#43 Carson Barrett So. Forward											
	6-5 215 Lafayette, Ind. Lafayette Central Catholic											
	GP / GS PPG RPG APG Blks. Stls. FG % 3P % FT %											
Twitter: @BoilerBall	#44 Carson Barrett So. Forward											
	6-5 215 Lafayette, Ind. Lafayette Central Catholic											
	GP / GS PPG RPG APG Blks. Stls. FG % 3P % FT %											
Contact: Chris Forman	#45 Carson Barrett So. Forward											
	6-5 215 Lafayette, Ind. Lafayette Central Catholic											
	GP / GS PPG RPG APG Blks. Stls. FG % 3P % FT %											
Email: cforman@purdue.edu	#46 Carson Barrett So. Forward											
	6-5 215 Lafayette, Ind. Lafayette Central Catholic											
	GP / GS PPG RPG APG Blks. Stls. FG % 3P % FT %											
Office: 765-494-3201	#47 Carson Barrett So. Forward											
	6-5 215 Lafayette, Ind. Lafayette Central Catholic											
	GP / GS PPG RPG APG Blks. Stls. FG % 3P % FT %											
Cell: 413-687-4590	#48 Carson Barrett So. Forward											
	6-5 215 Lafayette, Ind. Lafayette Central Catholic											
	GP / GS PPG RPG APG Blks. Stls. FG % 3P % FT %											
Twitter: @Forman	#49 Carson Barrett So. Forward											
	6-5 215 Lafayette, Ind. Lafayette Central Catholic											
	GP / GS PPG RPG APG Blks. Stls. FG % 3P % FT %											
PurdueSports.com @BoilerBall	#50 Carson Barrett So. Forward											
	6-5 215 Lafayette, Ind. Lafayette Central Catholic											
	GP / GS PPG RPG APG Blks. Stls. FG % 3P % FT %											