



PURDUE BOILERMAKERS

2014-15 BASKETBALL GAME NOTES

23 Big Ten Championships | 48 All-Americans | 10 Big Ten Coaches of the Year | 2 No. 1 NBA Draft Picks

SCHEDULE AND RESULTS

OVERALL RECORD: 8-3

► Non-Conference	8-3
Home	6-1
Away	0-1
Neutral	2-1
► Big Ten	0-0
Home	0-0
Away	0-0

Nov.	P / O	Rank	Opponent	Time / Result
2	# -- / --		California (Pa.)	W, 89-52
7	# -- / --		Carroll (Mont.)	W, 90-49
14	\$ -- / --		Samford	W, 80-40
16	-- / --		IUPUI	W, 77-57
20	-- / --		Grambling	W, 82-30
24	\$ -- / RV		vs. Kansas State	L, 79-88
25	\$ -- / --		vs. Missouri	W, 82-61
26	\$ -- / RV		vs. BYU	W, 87-85

Dec.	Rank	Opponent	Time / Result
2	% -- / RV	North Carolina State	W, 66-61
6	-- / --	North Florida	L, 70-73
8	-- / --	IPFW	W, 63-43
10	-- / --	Arkansas State	W, 87-46
13	-- / --	at Vanderbilt	L, 71-81
20	^ -- / 21	vs. Notre Dame	5:15 PM
22	-- / --	Gardner-Webb	6 PM
31	* -- / --	Minnesota	3:15 PM

Jan.	Rank	Opponent	Time / Result
3	* -- / --	Michigan	2:15 PM
7	* -- / 5	at Wisconsin	7 PM
10	* -- / 17	Maryland	2:30 PM
17	* -- / RV	at Penn State	1 PM
21	* -- / --	at Illinois	9 PM
24	* -- / --	Iowa	12 PM
28	* -- / --	Indiana	9 PM
31	* -- / --	at Northwestern	6 PM

Feb.	Rank	Opponent	Time / Result
4	* -- / 12	Ohio State	6:30 PM
7	* -- / --	at Minnesota	3 PM
12	* -- / --	at Rutgers	7 PM
15	* -- / --	Nebraska	5:15 PM
19	* -- / --	at Indiana	7 PM
26	* -- / --	Rutgers	9 PM

Mar.	Rank	Opponent	Time / Result
1	* -- / 12	at Ohio State	TBA
4	* -- / 25	at Michigan State	8 PM
7	* -- / --	Illinois	4:30 PM
11	& -- / --	Big Ten Tournament First Round	TBA
12	& -- / --	Big Ten Tournament Second Round	TBD
13	& -- / --	Big Ten Tournament Quarterfinals	TBD
14	& -- / --	Big Ten Tournament Semifinals	TBD
15	& -- / --	Big Ten Tournament Finals	3:30 PM

• Home games played at Mackey Arena.

• All times Eastern and subject to change.

Denotes exhibition game.

\$ Denotes EA Sports Maui Invitational (Lahaina, Hawaii).

% Denotes ACC / Big Ten Challenge (West Lafayette, Ind.).

^ Denotes Crossroads Classic (Indianapolis, Ind.).

& Denotes Big Ten Tournament (Chicago, Ill.)

* Denotes Big Ten Conference game.

PURDUE (8-3, 0-0 Big Ten)

NOTRE DAME (10-1, 0-0 ACC)

Saturday, December 20, 2014 | 5:15 PM (ET) | Bankers Life Fieldhouse (18,165) | Indianapolis, Ind.

GAME 12: Things You Should Know

• Purdue travels to Indianapolis on Saturday to face perhaps its stiffest non-conference challenge of the season, as the Boilermakers (8-3) face 21st-ranked Notre Dame (10-1) in the Crossroads Classic at Bankers Life Fieldhouse. Tip is slated for 5:15 PM (ET) with **Dave Revsine** and **Stephen Bardo** on the call for the Big Ten Network.

• Purdue looks to avoid its second straight loss on Saturday, as the Boilermakers fell to Vanderbilt, 81-71, on Dec. 13. The Commodores shot 58.3 percent from the field, including 64.3 percent (9-of-14) from three-point range, to hand the Boilermakers their third loss of the season.

• Purdue boasts a balanced lineup, as seven players average between 5.0 and 12.3 points per game, led by sophomore **Kendall Stephens** (12.3) and a pair of freshmen in **Isaac Haas** (11.5) and **Vince Edwards** (10.7).

• Edwards leads the team in rebounding (6.2), while seven players have dished out at least 15 assists on the year with **Jon Octeus** leading the way with 29.

Bryson Scott leads the team in steals (12) and **A.J. Hammons** ranks first in the Big Ten and 16th nationally in blocked shots per game (3.0).

• As a team, Purdue is averaging 76.7 points per game while allowing 60.5. The Boilermakers are shooting 47.0 percent from the field, 35.4 percent from long distance and 68.0 percent from the free throw line. Purdue is out-rebounding its opponents by 7.0 rebounds per game.

About Notre Dame

• The nation's best-shooting team, Notre Dame, enters the contest with a 10-1 record and a 1-0 mark in the Atlantic Coast Conference (ACC) after routing Florida State in its league opener, 83-63, last Saturday.

• The Irish's lone loss of the year came to Providence (75-74), and Notre Dame owns wins over Massachusetts (81-68) and Michigan State (79-78).

• Notre Dame excels on offense, leading the country in field goal percentage (.557), ranking third in turnovers per game (9.0), fourth in assist:turnover ratio (1.72), eighth in scoring offense (84.9) and 12th in total three-pointers made (94). The Irish are also fourth in fewest fouls per game (13.3).

• Notre Dame is not a deep squad, as only six players have played all 11 games and only one bench player averages at least 16.0 minutes per game. All-America candidate **Jerian Grant** leads the Irish (18.9 PPG, 6.0 APG), while big man **Zach Auguste** averages 15.2 PPG and 6.8 RPG, shooting 65.3 percent.

PURDUE LINEUP

Purdue (8-3)	Ht.	Wt.	Yr.	Hometown	GP / GS	PPG	RPG	APG	MPG
F 12 Vince Edwards	6-7	220	Fr.	Middletown, Ohio	11 / 11	10.7	6.2	2.2	26.9
C 44 Isaac Haas (HAHSS)	7-2	297	Fr.	Hokes Bluff, Ala.	11 / 3	11.5	5.5	0.9(b)	18.5
G 0 Jon Octeus (Ock-tee-us)	6-4	175	Sr.	Miami, Fla.	11 / 11	6.6	4.4	2.6	22.7
G 31 Dakota Mathias (muh-thigh-us)	6-4	197	Fr.	Elida, Ohio	11 / 2	4.8	1.9	1.4	16.3
G 35 Rapheal Davis (Ray-fell)	6-5	217	Jr.	Fort Wayne, Ind.	11 / 11	9.4	2.4	2.4	23.7
G 1 Bryson Scott	6-1	206	So.	Fort Wayne, Ind.	10 / 0	5.0	1.5	2.0	13.5
G 2 Jon McKeeman	6-1	190	Jr.	Fort Wayne, Ind.	4 / 0	0.0	0.0	0.0	3.0
G 3 P.J. Thompson	5-10	188	Fr.	Indianapolis, Ind.	11 / 1	3.4	1.4	1.8	19.3
F 5 Basil Smotherman (Baz-ull)	6-6	222	So.	Indianapolis, Ind.	11 / 0	2.0	1.9	1.2	11.6
G 11 Stephen Toyra (Toy-ruh)	6-3	180	Jr.	Lafayette, Ind.	4 / 0	0.5	0.5	0.0	4.0
C 20 A.J. Hammons	7-0	261	Jr.	Gary, Ind.	11 / 8	9.6	5.5	3.0(b)	19.7
G 21 Kendall Stephens	6-6	197	So.	St. Charles, Ill.	11 / 8	12.3	2.6	1.7	23.9
F 23 Jacquil Taylor (Juh-keel)	6-9	217	Fr.	Cambridge, Mass.	6 / 0	2.2	2.0	0.7(b)	7.0
G 24 Anfernee Brown	6-1	190	So.	East Chicago, Ind.	3 / 0	1.7	1.7	0.0	3.7
F 30 Neal Beshears	6-7	198	Sr.	Winchester, Ind.	0 / 0	---	---	---	---

Notre Dame (10-1)	Ht.	Wt.	Yr.	Hometown	GP / GS	PPG	RPG	APG	MPG
F 30 Zach Auguste	6-10	240	Jr.	Marlborough, Mass.	11 / 11	15.2	6.8	1.0(b)	24.5
G 11 Demetrius Jackson	6-1	198	So.	Mishawaka, Ind.	11 / 11	13.3	2.8	3.1	32.0
G 22 Jerian Grant	6-5	204	Sr.	Bowie, Md.	11 / 11	18.9	3.6	6.0	33.6
G 24 Pat Connaughton	6-5	218	Sr.	Arlington, Mass.	11 / 11	12.7	7.6	1.7	31.8
G 32 Steve Vasturia	6-5	211	So.	Medford, N.J.	11 / 11	8.7	2.9	2.1	29.9



EXPERIENCE THE ACTION

Television	Big Ten Network (BTN)
Announcers	Dave Revsine, Stephen Bardo
Online Stream	BTN2Go.com
Radio	Purdue Sports Network
Satellite Radio	Notre Dame Broadcast (SIRIUS 84; XM 84)
Radio Talent	Larry Clisby, Rob Blackman
Live Stats	PurdueSports.com
Twitter Updates	@BoilerBall @ChrisForman12 (#BoilerNotes)

THE MATCHUP

Category	Purdue	ND
Record	8-3	10-1
Streak	Loss-1	Win-6
Scoring Offense	76.7	84.9
Scoring Defense	60.5	60.3
Scoring Margin	+16.3	+24.6
Field Goal Percentage	.470	.557
Field Goal Percentage Defense	.386	.388
Three-Point Percentage	.354	.409
Three-Point Percentage Defense	.344	.325
Free Throw Percentage	.680	.724
Rebound Margin	+7.0	+5.2
Assists Per Game	16.7	15.5
Turnovers Per Game	13.5	9.0
Assist:Turnover Ratio	1.23	1.72
Turnover Margin	+1.36	+3.64
Steals Per Game	6.2	8.1
Blocked Shots Per Game	6.5	3.5

QUICK SERIES GLANCE

Overall	Notre Dame leads, 21-20
Current Streak	Notre Dame, win-2
In Indianapolis	Notre Dame leads, 3-2
Painter vs. Notre Dame	0-1
Last Meeting	Dec. 15, 2012 (Notre Dame, 81-68)

All rankings / stats are through games played Dec. 17.

PURDUESPORTS.COM | @BOILERBALL | #BOILERUP

► QUICK FACTS

Location	West Lafayette, Ind.
Enrollment	38,770
Founded	1869
Nickname	Boilermakers
Colors	Old Gold & Black
President	Mitchell E. Daniels
Athletic Director	Morgan J. Burke
Conference	Big Ten
Arena	Mackey Arena (1967)
Capacity	14,846 (total)
Record	565-133 (.809)
Ticket Office	(800) 49-SPORT

Coaching Staff

Head Coach	Matt Painter (10th)
Alma Mater (Year)	Purdue (1994)
Record at Purdue (Years)	199-115 (10th)
Overall Record (Years)	224-120 (11th)
Associate Head Coach	Jack Owens (7th)
Alma Mater (Year)	Eastern Illinois (1999)
Assistant Coach	Brandon Brantley (2nd)
Alma Mater (Year)	Purdue (1997)
Assistant Coach	Greg Gary (4th)
Alma Mater (Year)	Tulane (1992)
Director of Operations	Elliot Bloom (6th)
Alma Mater (Year)	Purdue (1999)

► MEDIA INFORMATION

- Credentials for Purdue home games are issued to working media only and should be requested as early as possible.
- The Purdue Athletics Communications office now uses SportsSystems to request credentials and parking passes.

SportsSystems.com/Purdue

- Please allow ample time for credentials to be mailed to you. Credentials not mailed can be picked up prior to the game at the media will call at the Mackey Arena media will call area off Northwestern Avenue (under the Mackey Arena sign). Media parking is available inside Ross-Ade Stadium and an adjacent lot outside Ross-Ade Stadium.
- All Purdue practices are closed to the general public. Media members may attend practice through clearance by the Purdue athletics communications office. Media members are invited for practice with clearance by the athletics communications office and television stations can film the first 20 minutes for B-Roll footage.

► TELECONFERENCES / RADIO SHOW

- Head coach **Matt Painter** will hold a teleconference typically the day prior to a game, beginning at 11:15 AM (ET). For the dial-in information and dates, please contact Forman at the information below.
- Painter (and the 13 other coaches) will participate on the Big Ten teleconference every Monday morning, beginning January 5. Painter will be slotted for every minutes, every Monday at 10:40 AM (ET). The Big Ten Conference will send out the passcode regarding the teleconferences on Sunday nights.
- Lastly, every Monday at 6 PM (ET) beginning Nov. 17, Coach Painter will join Larry Clisby at Buffalo Wild Wings at the Wabash River Landing. The show will be broadcast on the Purdue Sports Network.

► PURDUE ATHLETICS COMMUNICATIONS

SID Contact: Chris Forman
Email: cforman@purdue.edu
Office | Cell: 765-494-3201 | 413-687-4590
Twitter: @ChrisForman12

► PURDUE BASKETBALL SOCIAL MEDIA

			@BoilerBall
			@PurdueSports
			Facebook.com/PurdueMBB

■ Painter Nearing 200

• Head coach **Matt Painter** could reach the 200-win plateau at Purdue on Saturday night against Notre Dame. Doing so would make him just the third Purdue coach to reach 200 wins.

■ PURDUE COACHES WITH 200 WINS

Coach	200th win	# of Games
Ward "Piggy" Lambert	Dec. 23, 1934	277
Gene Keady	Dec. 28, 1989	286
Matt Painter	199-115	314

■ Crossroads Struggles

• Purdue is 0-3 all-time in the Crossroads Classic, losing the three games by a combined 22 points.

■ PURDUE IN THE CROSSROADS CLASSIC

Date	Opponent	Result	Score
12-17-11	Butler	L	65-68
12-15-12	[22] Notre Dame	L	68-81
12-14-13	Butler	L	70-76
12-20-14	[21] Notre Dame	???	

• The Boilermakers are 14-18 all-time in Bankers Life Fieldhouse (previously called Canseco Fieldhouse) and have lost four straight games there by a combined 38 points.

• Under Painter, Purdue is 9-11 in the facility. However, Purdue did win the Big Ten Tournament in Bankers Life to cap off the 2008-09 season.

■ Almost Automatic

• Purdue is 82-7 under **Matt Painter** when winning both the rebounding and turnover margins.

• However, since the start of last year, Purdue is just 9-4 when that happens, going 73-3 in Painter's first eight years.

■ Almost Automatic, Part II

• Purdue is 80-10 under **Matt Painter** when shooting 48.0 percent or better from the field, including 4-1 this year (Kansas State).

► BIG TEN INSIDER

2014-15 Big Ten Standings

School	Overall	Pct.	Conf.	Pct.	Str.
Maryland	10-1	.909	0-0	.000	W-3
Penn State	10-1	.909	0-0	.000	W-8
Wisconsin	10-1	.909	0-0	.000	W-3
Ohio State	9-1	.900	0-0	.000	W-4
Indiana	8-2	.800	0-0	.000	W-1
Minnesota	8-2	.800	0-0	.000	W-5
Illinois	8-3	.727	0-0	.000	W-1
Iowa	8-3	.727	0-0	.000	L-1
Michigan State	8-3	.727	0-0	.000	W-3
PURDUE	8-3	.727	0-0	.000	L-1
Nebraska	6-3	.667	0-0	.000	W-1
Michigan	6-4	.600	0-0	.000	L-3
Northwestern	6-4	.600	0-0	.000	L-1
Rutgers	6-4	.600	0-0	.000	W-2

Big Ten Schedule / Results *(all times ET)*

Sunday, December 14

- Penn State 64, George Washington 51
- Northwestern 101, Mississippi Valley State 49
- Michigan State 87, Oakland 61
- Rutgers 63, Manhattan 55

Wednesday, December 17

- Illinois 73, Hampton 55
- Ohio State 97, North Carolina A&T 55
- Central Michigan 80, Northwestern 67
- Michigan State 66, Eastern Michigan 46

Friday, December 19

- Seattle at Minnesota 8:00 PM

Saturday, December 20

- SMU at Michigan 12:00 PM
- North Carolina vs. Ohio State 1:00 PM
- Missouri vs. Illinois 2:00 PM

■ Boilers Face Tough Non-Conference Slate

- It's up for debate (of course), you could argue Purdue may have the toughest non-conference slate among all Big Ten teams.
- Of the Boilermakers' 13 non-conference games, six will come against "power" teams (Kansas State, Missouri, BYU, North Carolina State, Vanderbilt, Notre Dame). Six Big Ten teams will play five games against "power" teams.
- Purdue's future opposition currently has an 111-36 (.755) record, the 12th-best winning percentage for future opposition in America, and tied for best in the Big Ten.
- The current overall record of all of Purdue's opponents is 153-77 (.665), the 27th-best winning percentage of any team in America.
- Nine of Purdue's last 10 non-conference opponents are .500 or better.

■ Purdue Leads Country in Interior Touches

• Purdue leads the country in percentage of offense on post-ups, an indicator of how well Purdue is playing through the post. This chart was through the middle of last week.

■ LET THE BIG MEN EAT

Team	Gms.	% Post-Ups	Poss.	PPP
Purdue	9	.178	131	0.931
Cal State-Bakersfield	8	.168	101	0.980
American	9	.164	92	0.554
UC Santa Barbara	8	.159	100	0.800
Gonzaga	8	.157	101	0.881
Texas	8	.154	95	0.905
Eastern Illinois	8	.154	88	0.841
La Salle	8	.152	91	0.692
UC Irvine	6	.149	67	1.179
Illinois-Chicago	9	.149	105	0.781

■ Purdue's Defensive Nuggets

- Purdue has held its opponents to 20 or fewer points in a half seven times this year. Last year, it happened three times all season.
- Purdue has forced 11 shot clock violations already this year.

• Drexel vs. Penn State	2:00 PM
• St. Francis (Pa.) at Rutgers	2:00 PM
• Butler vs. Indiana	2:30 PM
• Western Michigan at Northwestern	3:00 PM
• Texas Southern at Michigan State	5:00 PM
• Notre Dame vs. PURDUE	5:15 PM
• Northern Iowa vs. Iowa	7:30 PM

Sunday, December 21

- Maryland at Oklahoma State 2:00 PM

Monday, December 22

- Illinois-Chicago at Northwestern 2:00 PM
- Dartmouth at Penn State 4:00 PM
- The Citadel at Michigan State 6:00 PM
- Gardner-Webb at PURDUE 6:00 PM
- Miami (Ohio) at Ohio State 6:00 PM
- New Orleans at Indiana 7:00 PM
- Coppin State at Michigan 8:00 PM
- Furman at Minnesota 8:00 PM
- North Florida at Iowa 8:00 PM
- Wisconsin at California 9:00 PM

Big Ten Player of the Week

- Nov. 17 Travis Trice, Michigan State
- Nov. 24 Shannon Scott, Ohio State; Frank Kaminsky, Wisconsin
- Dec. 1 D.J. Newbill, Penn State
- Dec. 8 Andre Hollins, Minnesota
- Dec. 15 Maurice Walker, Minnesota

Big Ten Freshman of the Week

- Nov. 17 Vince Edwards, Purdue
- Nov. 24 James Blackmon, Indiana
- Dec. 1 Melo Trimble, Maryland
- Dec. 8 D'Angelo Russell, Ohio State
- Dec. 15 Melo Trimble, Maryland; Bryant McIntosh, Northwestern

► NUMBERS TO KNOW**3**

A.J. Hammons needs just six rebounds and four blocks to become the third player in school history with 800 points, 500 rebounds and 200 career blocks.

■ Call In The Swat Team

- Purdue recorded the second-most blocks in a season in school history a year ago with 168 and early indications are that it might be able to top that this year. The school record is 176 (2008-09 season).
- Purdue has recorded 72 blocked shots to rank 11th nationally in blocked shots per game (6.5). It's early, but at the current rate (32-game season), Purdue would block 209 shots this year.
- Through Wednesday, the 72 blocks are the third-most nationally, behind Kentucky's 91 rejections and Texas' 76 blocks. Purdue's block percentage of 17.4 percent is ninth nationally.

■ Back To Its Defensive Ways

- Purdue's 30 points allowed vs. Grambling were the fifth fewest allowed nationally against a Division I opponent this year. The five other teams that held foes to 31 points or fewer this year are ranked 1st, 4th, 5th, 6th, 9th and 19th in the latest Associated Press Top 25 poll.

■ FEWEST POINTS ALLOWED vs. D-I FOE THIS YEAR

Date	Team vs. Opponent	Pts.	D-PPP
11-24-14	Louisville vs. Savannah State	26	0.35
11-29-14	Virginia vs. Rutgers	26	0.47
12-13-14	Texas vs. Texas State	27	0.44
11-20-14	San Diego State vs. CS-Bakersfield	27	0.40
11-23-14	Kentucky vs. Montana State	28	0.39
11-20-14	Purdue vs. Grambling	30	0.45
11-14-14	Wisconsin vs. Northern Kentucky	31	0.52

- The Boilermakers are significantly better defensively this year than last, holding opponents to 11.3 points per game fewer than through 11 games last year.

■ COMPARING LAST YEAR AND THIS YEAR

Category	2014-15		2013-14
	Number	Rank	Rank
Block Percentage	.174	10th	26th
Blocks Per Game	6.5	11th	29th
2-Point Field Goal Pct. Defense	.404	22nd	101st
Defensive Points Per Possession	0.87	32nd	116th
Effective Field Goal Percentage	.439	53rd	84th
Field Goal Percentage Defense	.386	55th	84th
Scoring Defense	60.5	71st	221st
Adjusted Defensive Efficiency	96.4	92nd	100th

72

Purdue has blocked 72 shots this year, the third most in the country. At its current rate, Purdue will set the school record for blocks in a season with 209.

- Purdue is one of 15 teams nationally to rank in the top 75 in scoring defense, field goal percentage defense, blocked shots and rebound margin.

■ TOP-75 DEFENSES

Opponent	Scoring	FG Pct.	Def.	Rebound	Blocks
Virginia	1	3	2	36	
Kentucky	2	1	11	1	
Texas	6	2	1	4	
Cincinnati	8	29	33	23	
Louisville	9	6	7	10	
TCU	16	9	19	15	
Eastern Michigan	17	15	57	68	
Ohio State	26	41	31	57	
Syracuse	29	20	28	14	
Utah	35	21	16	13	
Valparaiso	43	59	39	71	
North Carolina State	48	14	22	5	
Memphis	64	32	46	6	
PURDUE	68	52	47	11	
South Carolina	74	8	47	40	

- Lastly, Purdue has held seven of 10 teams (not including season opener vs. Samford) below its pregame scoring average and six of 10 teams below its field goal percentage entering the game.

■ BELOW THE AVERAGES

Opponent	FG Pct.		Pts. Avg.	
	Ent. Game	FG Pct.	Ent. Game	Pts.
Samford	---	.227	---	40
IUPUI	.350	.413	66.0	57
Grambling	.344	.268	47.0	30
Kansas State	.484	.533	80.3	88
Missouri	.413	.345	62.0	61
BYU	.504	.435	99.0	85
North Carolina State	.436	.449	76.7	61
North Florida	.478	.424	70.0	73
IPFW	.488	.286	78.0	43
Arkansas State	.484	.298	73.2	46
Vanderbilt	.493	.583	70.3	81
Notre Dame	.557		84.9	

11.3

Through 11 games when comparing this year to last, Purdue is allowing 11.3 points per game less this year than last year (60.5 to 71.8).

■ Commodores Connect From Deep Against Purdue

- Vanderbilt shot 64.3 percent (9-of-14) from three-point range was the highest for an opponent against Purdue since VCU hit 72.7 percent (8-of-11) against the Boilermakers in the 2011 NCAA Tournament.
- The 58.3 percent from the field was the highest of the season against the Boilermakers defense.

■ Sharing is Caring

- Early in the season, the Boilermakers have shown a drastic improvement in the passing department.
- Purdue ranks 24th nationally in assist percentage (assists per field goals made) at 63.2 percent (184 assists, 291 FGM). Last year, Purdue assisted on just 51.0 percent of its made field goals to rank 184th nationally in that category.
- Purdue has five players with at least 20 assists and four more with at least 11, giving Purdue nine players that average at least 1.0 assists per game.
- Of those nine players, eight of them have assist-to-turnover ratios greater than 1.00. **A.J. Hammons** (11 asts., 23 turnovers) is the only one who doesn't and his ratio (0.48) is significantly better than last year's ratio (15.78; 0.19).
- As a team, Purdue has recorded at least 20 assists in a game three times already this year.
- Purdue is averaging 16.7 assists per game to rank 19th in the country. Over the last three years, Purdue has ranked 118th, 110th and 138th in assist average.
- Purdue hasn't averaged 16.0 assists in a game since the 1997-98 season (18.9 apg).

■ Comparing Seasons

- Despite boasting identical records through 11 games over the last two years, Purdue has to feel better about this year's start when comparing the numbers through 10 games.

■ COMPARING LAST YEAR TO THIS YEAR

Category	2013-14	2014-15
Record	8-3	8-3
Scoring Offense	78.8	76.7
Scoring Defense	71.8	60.5
Field Goal Percentage	.454	.470
Field Goal Percentage Defense	.413	.386
Three-Point Percentage	.339	.354
Three-Point Percentage Defense	.347	.344
Free Throw Percentage	.649	.680
Rebound Margin	+1.4	+7.0
Assists Per Game	13.4	16.7
Assist / Field Goals Made (Pct.)	.474	.632
Turnovers Per Game	12.1	13.5

■ What Happens at Halftime?

- Purdue has gotten off to fast starts this year, but the same can't be said after halftime this year. The Boilermakers are definitely a first-half team, judging by statistics.

■ 1ST HALF vs. 2ND HALF

Category	1st Half	2nd Half
Points	428	410
Points Allowed	305	356
Scoring Offense	38.9	37.3
Scoring Defense	27.7	32.4
Field Goal Percentage	.527	.417
Field Goal Percentage Defense	.357	.419
Three-Point Percentage	.450	.267
Turnovers	84	62
Turnover Average	7.6	5.6

- **Kendall Stephens** is shooting 19-of-34 (.559) from three-point range in the first half, but just 13-of-33 (.394) in the second half.
- **Vince Edwards** is shooting 30-of-43 (.698) from the field in the first half, but just 15-of-35 (.429) in the second half.
- **Rapheal Davis** is shooting 17-of-28 (.607) from the field in the first half, but just 15-of-37 (.405) in the second half.

► NATIONAL RANKINGS**Associated Press Poll (December 15)**

Rk.	School	Rec.	Pts.
1.	Kentucky (65)	11-0	1,625
2.	Duke	8-0	1,545
3.	Arizona	10-0	1,505
4.	Louisville	9-0	1,349
5.	Wisconsin	10-1	1,331
6.	Virginia	9-0	1,294
7.	Villanova	10-0	1,215
8.	Gonzaga	9-1	1,175
9.	Texas	8-1	1,154
10.	Kansas	8-1	1,102
11.	Wichita State	7-1	959
12.	Ohio State	8-1	838
13.	Iowa State	8-1	772
14.	Utah	7-2	670
15.	Oklahoma	6-2	647
16.	Washington	8-0	598
17.	Maryland	10-1	512
18.	Miami, Fla.	9-1	426
19.	San Diego State	7-2	424
20.	St. John's	8-1	353
21.	Notre Dame	10-1	351
22.	West Virginia	9-1	333
23.	Butler	8-2	259
24.	North Carolina	6-3	122
25.	Michigan State	7-3	116

ORV (Purdue foes): Penn State

USA Today Coaches Poll (December 15)

Rk.	School	Rec.	Pts.
1.	Kentucky (29)	11-0	773
2.	Duke (1)	8-0	736
3.	Arizona (1)	10-0	721
4.	Louisville	9-0	658
5.	Virginia	9-0	633
6.	Wisconsin	10-1	619
7.	Villanova	10-0	592
8.	Gonzaga	9-1	556
9.	Texas	8-1	539
10.	Kansas	8-1	519
11.	Wichita State	7-1	439
12.	Ohio State	8-1	417
13.	Iowa State	8-1	373
14.	Utah	7-2	300
15.	Oklahoma	6-2	295
16.	Washington	8-0	287
17.	San Diego State	7-2	246
18.	Maryland	10-1	214
19.	Miami, Fla.	9-1	164
20.	West Virginia	9-1	159
21.	Notre Dame	10-1	155
22.	Michigan State	7-3	122
23.	St. John's	8-1	114
24.	North Carolina	6-3	86
25.	Butler	8-2	85

ORV (Purdue foes): Illinois, Iowa, Minnesota, Penn State

GAME 12 | CROSSROADS CLASSIC | PURDUE vs. NOTRE DAME | DECEMBER 20, 2014



THE NOTRE DAME SERIES

All-time	Notre Dame leads, 21-20
Purdue vs. ACC	59-60
Purdue vs. State of Indiana	239-138
Purdue In Banker's Life Fieldhouse (Nov. 1999)	14-18
Purdue On This Date	24-3
Purdue in Crossroads Classic Games	0-3
Matt Painter vs. Opponent	0-1
Painter vs. ACC	9-6
Painter in Banker's Life Fieldhouse	9-11
Painter On This Date	3-0
Painter vs. State of Indiana	29-14
Brey vs. Purdue	2-1
Purdue Points (Avg.)	2,349 (57.29)
Notre Dame Points (Avg.)	2,263 (55.20)

Date	Rank	Site	Result	Score
12-15-16	--/--	West Lafayette, Ind.	W	21-18
12-15-17	--/--	West Lafayette, Ind.	W	48-12
1-14-19	--/--	West Lafayette, Ind.	W	31-13
12-18-19	--/--	West Lafayette, Ind.	W	40-22
1-9-23	--/--	West Lafayette, Ind.	W	39-20
2-15-30	--/--	West Lafayette, Ind.	W	34-22
12-15-31	--/--	South Bend, Ind.	W	32-24
12-23-32	--/--	West Lafayette, Ind.	W	36-31
12-19-33	--/--	South Bend, Ind.	L	28-39
12-23-35	--/--	West Lafayette, Ind.	W	54-40
2-3-37	--/--	South Bend, Ind.	L	40-47
12-19-42	--/--	South Bend, Ind.	L	43-46
1-3-44	--/--	South Bend, Ind.	L	40-47
12-19-43	--/--	West Lafayette, Ind.	L	32-35
12-27-44	--/--	South Bend, Ind.	L	47-49
1-21-45	--/--	West Lafayette, Ind.	W	44-32
12-22-45	--/--	South Bend, Ind.	L	47-49
1-21-46	--/--	West Lafayette, Ind.	L	48-50
1-11-47	--/--	West Lafayette, Ind.	W	60-56
1-25-47	--/--	South Bend, Ind.	L	43-74
1-21-48	--/--	South Bend, Ind.	L	40-42
12-27-48	--/--	South Bend, Ind.	L	50-51
12-30-49	--/--	South Bend, Ind.	L	41-59
12-22-50	--/14	South Bend, Ind.	L	70-83
12-29-51	--/9	South Bend, Ind.	L	50-64
1-14-53	--/--	West Lafayette, Ind.	L	55-71
1-19-54	--/--	South Bend, Ind.	L	74-95
12-15-54	--/20	West Lafayette, Ind.	W	78-58
2-18-56	--/--	South Bend, Ind.	W	80-68
12-15-56	--/--	West Lafayette, Ind.	W	85-72
12-27-57	--/--	Indianapolis, Ind.	L	61-68
12-27-58	--/--	Indianapolis, Ind.	W	74-59
12-22-59	--/--	Indianapolis, Ind.	L	79-82
12-27-60	--/--	Indianapolis, Ind.	W	78-58
2-19-62	--/--	South Bend, Ind.	W	115-90
1-21-63	--/--	South Bend, Ind.	L	86-96
1-21-64	--/--	South Bend, Ind.	W	112-103
1-19-65	--/--	West Lafayette, Ind.	W	78-74
1-4-66	--/--	South Bend, Ind.	W	109-92
3-17-04	--/--	South Bend, Ind. ^	L	59-71
12-15-12	--/22	Indianapolis, Ind.	L	68-81

^ - NIT Tournament

Can't Get The Stops When Needed

• It's not that Purdue has played terrible in its losses, but it just can't get the stops it needs on defense.

WINS vs. LOSSES

Category	Wins	Losses
Games	8	3
Scoring Offense	78.0	73.3
Scoring Defense	52.9	80.7
Scoring Margin	+25.1	-7.4
Field Goal Percentage	.474	.461
Field Goal Percentage Defense	.338	.509
Three-Point Percentage	.370	.308
Three-Point Percentage Defense	.288	.481
Free Throw Percentage	.689	.644
Rebound Margin	+8.5	+3.0
Turnovers Per Game	13.8	13.0
Assist:Turnover Ratio	1.27	1.13
Turnover Margin	+2.00	-0.33
Assists Per Game	17.5	14.7
Assist Percentage	.673	.530

H&H Block Dominate the Paint

• Purdue's powerful inside tandem of junior **A.J. Hammons** and freshman **Isaac Haas** are dominating the paint and are off to a strong start to the 2014-15 season. Coach Painter will have the constant luxury of always having a 7-footer on the floor.

• The pair is averaging 21.2 points per game, 11.0 rebounds and 3.9 blocks per game while shooting 86-of-157 (.548) from the field in 38.2 minutes per game.

• However, over the last three games, the duo is just 20-of-46 (.435) from the field. The pair is first and second in turnovers, combining for 41.

• The pair is shooting just 61-of-106 (.575) from the free throw line for the season, a number that needs to improve considering how much they will get fouled this year.

CENTER PRODUCTION GAME-BY-GAME

Opponent	Pts.	Rebs.	Blks.	FG-A	Opp. Pts. / P.
Samford	16	11	6	4-9	10
IUPUI	12	5	4	4-8	20
Grambling	23	13	3	9-13	12
Kansas State	25	8	0	10-13	36
Missouri	18	14	5	6-11	20
BYU	24	6	5	9-15	28
North Carolina St.	28	12	2	10-17	18
North Florida	30	13	5	14-25	28
IPFW	23	17	6	9-20	18
Arkansas St.	16	10	3	5-13	24
Vanderbilt	18	12	4	6-13	24

Haas in Straight-Up Beast Mode

• **Isaac Haas** has quickly become a fan favorite here at Purdue and its easy to see why.

• Haas is second on the team in scoring (11.5 PPG) and rebounding (5.5 RPG). He is doing this in just 18.5 minutes per game.

• Per 40 minutes, Haas averages 25.0 points and 12.0 rebounds per game. The 25.0 points per game / 40 minutes ranks 33rd nationally and fourth among freshmen.

• He has scored in double figures a team-best eight times this year. In six of the times he has score 10 or more points, he did so in 20 minutes or less. When he plays at least 20 minutes in a game, he is averaging 13.0 points and 6.2 rebounds per game, while shooting 27-of-38 (.711) from the field.

• Haas ranks second in the country in fouls drawn / 40 minutes (9.2), behind only **Mike Myers** of Maryland-Eastern Shore (9.4).

• Haas' 66 free throw attempts are the 32nd most nationally, but fourth most for a freshman. Haas and Kentucky's **Dakari Johnson** are the only players nationally to have 60 or more free throw attempts and average under 20.0 minutes per game.

• Haas is shooting 65.2 percent from the field (45-of-69), a number that would rank fifth on the Purdue single-season field goal percentage list and second all-time among Purdue freshmen. The threshold for the record list is 100 field goal attempts.

Edwards, Haas Among the Best

• Freshmen **Vince Edwards** and **Isaac Haas** are showing their value and are two of the best freshmen in not only the Big Ten, but the country.

• The duo is averaging a combined 22.3 points per game and 11.7 rebounds per game while shooting an amazing 90-of-147 (.612) from the field.

• The pair is one of tw0 freshman duos nationally to both average 10.0 points per game and 5.0 rebounds per game

FRESHMEN DUOS TO AVERAGE 10.0 PPG, 5.0 RPG

Player	School	PPG	RPG	FG Pct.
Eric Paschall	Fordham	18.1	5.9	.495
Christian Sengfelder		10.8	6.0	.437
Isaac Haas	Purdue	11.5	5.5	.652
Vince Edwards		10.7	6.2	.577

• For future reference, the top-scoring freshman duo in school history was **E'Twaun Moore** (437 points) and **Robbie Hummel** (376 points), who combined for 813 points (23.9 PPG) in the 2007-08 season.

Balancing Act

• Over the last seven games, five players are averaging double figures, led by **A.J. Hammons** (11.9). **Rapheal Davis** (11.3), **Kendall Stephens** (10.6), **Isaac Haas** (10.6) and **Vince Edwards** (10.4) also average double-digits.



LAST FIVE GAMES SINCE THE EASPORTS MAUI INVITATIONAL

#	Player	gp-gs	min	avg	Total		3-Point		F-Throw		Rebounds								pts	avg		
					fg-fga	fg%	3fg-fga	3fg%	ft-fa	ft%	off	def	tot	avg	pf	dq	a	to			blk	stl
21	Stephens, Kendall	5-2	117	23.4	17-46	.370	13-29	.448	14-16	.875	0	12	12	2.4	6	0	11	10	3	5	61	12.2
20	Hammons, A.J.	5-2	106	21.2	23-51	.451	0-2	.000	13-22	.591	16	18	34	6.8	11	1	4	8	16	2	59	11.8
44	Haas, Isaac	5-3	87	17.4	21-37	.568	0-0	.000	14-25	.560	14	16	30	6.0	9	0	1	9	4	1	56	11.2
12	Edwards, Vince	5-5	142	28.4	18-34	.529	5-14	.357	1-4	.250	17	11	28	5.6	12	1	14	9	1	1	42	8.4
35	Davis, Rapheal	5-5	124	24.8	15-32	.469	0-5	.000	9-14	.643	3	10	13	2.6	6	0	15	7	2	6	39	7.8
00	Octeus, Jon	5-5	108	21.6	10-26	.385	2-6	.333	6-8	.750	11	16	27	5.4	17	1	8	4	1	3	28	5.6
01	Scott, Bryson	4-0	65	16.3	9-20	.450	0-2	.000	2-2	1.000	4	6	10	2.5	8	1	12	4	2	4	20	5.0
31	Mathias, Dakota	5-2	79	15.8	7-24	.292	5-16	.313	4-5	.800	0	9	9	1.8	5	0	4	4	0	2	23	4.6
03	Thompson, P.J.	5-1	99	19.8	7-20	.350	3-11	.273	0-0	.000	4	5	9	1.8	7	0	9	2	0	2	17	3.4
24	Brown, Anfernee	1-0	4	4.0	1-1	1.000	0-0	.000	0-0	.000	1	2	3	3.0	1	0	0	0	0	1	2	2.0
05	Smotherman, Basil	5-0	55	11.0	4-8	.500	0-3	.000	1-2	.500	1	6	7	1.4	7	0	2	1	1	0	9	1.8
23	Taylor, Jacquil	1-0	5	5.0	0-2	.000	0-1	.000	1-2	.500	0	0	0	0.0	0	0	0	0	1	0	1	1.0
02	McKeeman, Jon	1-0	4	4.0	0-0	.000	0-0	.000	0-0	.000	0	0	0	0.0	1	0	0	1	0	0	0	0.0
11	Toyra, Stephen	1-0	5	5.0	0-1	.000	0-1	.000	0-0	.000	0	1	1	1.0	0	0	0	0	0	0	0	0.0
Team											7	9	16									
Total.....		5	1000		132-302	.437	28-90	.311	65-100	.650	78	121	199	39.8	90	4	80	59	31	27	357	71.4
Opponents.....		5	1000		108-269	.401	30-76	.395	58-96	.604	56	106	162	32.4	92	4	66	69	14	26	304	60.8

■ **Edwards Off to Elite Freshman Start**

- **Vince Edwards** is off to an historic start at Purdue and was honored as the Big Ten's Freshman of the Week on November 17.
- On November 16 against IUPUI, Edwards became the first Purdue freshman since **Russell Cross** in March 1981 to score at least 26 points with eight rebounds in a single game. He is the only freshman to add three blocked shots to the mix.
- Edwards is one of 10 players nationally (any class) to have scored at least 26 points with eight rebounds and three blocked shots. He is one of two freshmen on the list (Texas' **Myles Turner**).

Player	Team vs. Opponent	P	R	B	Min
Amida Brimah	Connecticut vs. Coppin State	40	12	3	28
Ousmane Drame	Quinnipiac vs. Vermont	33	13	3	26
Josh Scott	Colorado vs. Lipscomb	29	13	3	30
Jerome Hill	Gardner-Webb vs. Furman	28	19	4	35
Jarvis Williams	Murray State vs. MTSU	28	12	3	37
Milton Doyle	Loyola, Illinois vs. UTSA	27	8	3	29
Vince Edwards	Purdue vs. IUPUI	26	8	3	31
Aly Ahmed	CS-Bakersfield vs. High Point	26	10	3	43
Richaun Holmes	Bowling Green vs. Detroit	26	18	5	33
Myles Turner	Texas vs. Lipscomb	26	9	6	23

■ **Hammons Starting To Crank It Up**

- **A.J. Hammons** had a slow start to his junior season, but has shown signs of turning it around.
- Over the last seven games, Hammons is averaging a team-best 11.9 points per game, while grabbing 6.3 rebounds and blocking 3.3 blocks per game in just 20.6 minutes per game.
- Per 40 minutes during that span, he is averaging 23.1 points, 12.2 rebounds and 6.4 blocks per game.
- However, he is shooting just 45.6 percent from the field over the last seven games.
- Hammons reached 800 career points in the loss to Vanderbilt and needs just six rebounds and four blocked shots to reach rather elite company.

■ **PURDUE PLAYERS WITH 800 PTS, 500 REBS, 200 BLKS.**

Player	Years	Pts.	Rebs.	Blks.
Joe Barry Carroll	1977-80	2,175	1,148	349
JaJuan Johnson	2008-11	1,919	854	263
A.J. Hammons	2013-pres.	800	494	196

■ **The Sultan of Swat**

- **A.J. Hammons** has been a defensive menace for three years now and is showing why he may be one of the favorites for Big Ten Defensive Player of the Year honors.
- Hammons has moved into third place on the Purdue career rejections list with 196 blocked shots.
- Among active players nationally, Hammons ranks ninth in career blocked shots, but is third among juniors.

Block Leaders	Team	GP	Blks.	Avg.
Michale Kyser	Louisiana Tech	113	300	2.65
Chris Obekpa	St. John's	74	260	3.51
Kendall Gray	Delaware State	87	246	2.83
TaShawn Thomas	Oklahoma	105	225	2.14
Carson Desrosiers	Providence	107	224	2.09
Chris Horton	Austin Peay	71	216	3.04
Kelvin Penn	Florida Atlantic	99	202	2.04
Alan Williams	CS-Santa Barbara	95	199	2.09
A.J. Hammons	Purdue	76	196	2.58
Rakeem Christmas	Syracuse	120	190	1.58

▶ **Through games played Wednesday, December 17.**■ **Sharpshooting Sophomore**

- **Kendall Stephens** has become one of the top three-point shooters in the country and he is showing it in his numbers.
- Stephens ranks 16th in the country in three-pointers made (32) and is shooting 47.1 percent from deep, a percentage that ranks 26th nationally. The 47.1 percent already ranks fourth on the school's single-season three-point percentage list (record is kept with minimum of 30 3PM). Coincidentally, his father, Everette, is sixth (.456).
- Stephens has made a three-pointer in 21 straight games, dating back to last year.
- For his career, Stephens is shooting 39.8 percent (96-of-241) from long distance, ranking tied for 10th on the career list (record is kept with minimum of 100 three-point attempts).
- Stephens has made at least three trifectats in 16 of his 43 career games. He has made at least one three-pointer in 39-of-43 career games.

■ **Scott Starting to Get It**

- **Bryson Scott** knew coming into the year that he was going to have to alter the way he plays if he wanted to make a difference. He has done that and then some.
- After recording an assist:turnover ratio of 0.96 (44:46) a year ago, Scott is at 1.82 (20:11) this year. Over the last nine games, its 3.17 (19:6).

▶ **INSIDE THE NUMBERS**

- Purdue has won 73 straight games when scoring 90 or more points.
- When Purdue scores 80 or more points under Painter, the Boilermakers are 52-6.
- Purdue is 98-32 under Painter before the calendar flips to the new year.
- When Purdue holds opponents to 59 points or less, the Boilermakers are 98-4 under Painter.
- Purdue is 73-6 under **Matt Painter** at home against non-conference opponents.
- Purdue is 80-10 under Painter when shooting at least 48.0 percent.
- Purdue is 163-24 under Painter when shooting a higher field goal percentage than its opponent.
- Purdue is 164-29 under Painter when leading at halftime.
- Purdue is 140-23 under Painter when attempting more free throws than its opponent.
- Purdue is 124-27 under Painter when scoring at least 70 points in a game.
- Purdue is 74-19 under Painter when at least four players score in double figures.
- Purdue is 82-7 under Coach Painter when winning both the rebound and turnover battles.
- Nine different players have led, or shared the team lead, in assists this year.
- In games decided by 20 or more points, Purdue has won 11 straight games. Purdue hasn't lost by 20 points since Feb. 16, 2013 (51 games).
- Purdue has led for 324:59 of 445:00 possible minutes this year. Purdue has played in the lead in 73.0 percent of game action so far this year.
- In Purdue's wins, it has led for 289:46 of 325:00 possible minutes (89.2 pct.); in its three losses, Purdue has led for just 35:13 of 120:00 (29.3 pct.).
- Purdue has outscored its opponent in the paint in every game but one (Kansas State).
- Purdue's freshman class has scored at least 22 points in every game this year.
- Purdue has only allowed runs of 10-0 or more three times this year (Kansas State, North Florida, Vanderbilt), all coming in its losses.
- Head coach **Matt Painter** needs one win for 200 in his Purdue tenure.

▶ **MEDIA AVAILABILITY (December 20-31; Contact Chris Forman [cforman@purdue.edu] for details).**

Saturday December 20	Sunday December 21	Monday December 22	December 23 to December 28	Monday December 29	Tuesday December 30	Wednesday December 31
▶ GAMEDAY • vs. Notre Dame • Crossroads Classic • 5:15 pm (ET)	• No Availability	▶ GAMEDAY • vs. Gardner-Webb • Mackey Arena • 6:00 pm (ET)	• No Availability	▶ Student-Athletes • TBA	▶ Painter Teleconf. • 11:15 AM	▶ GAMEDAY • vs. Minnesota • Mackey Arena • 3:15 pm (ET)

▶ **MACKEY ARENA HISTORY**

First Game	Dec. 2, 1967; [1] UCLA 73, Purdue 71
Games Sellouts	698 350
Overall Record	565-133 (.809)
Non-Conference Record	263-35 (.883)
Big Ten Record	302-98 (.755)
Total Attendance (Avg.)	9,229,899 (13,223)
Most Wins / Season	16 (2011, 2008, 2007)

Mackey Arena Yearly Records

Year	Overall	Pct.	B10	Pct.	Attn.	Avg.
1967-68	11-2	.846	7-0	1.000	180,102	13,854
1968-69	11-0	1.000	7-0	1.000	155,298	14,118
1969-70	11-1	.917	6-1	.857	169,476	14,123
1970-71	9-4	.692	5-2	.714	175,240	13,480
1971-72	8-4	.667	3-4	.429	164,412	13,701
1972-73	10-2	.833	5-2	.714	154,788	12,899
1973-74	12-2	.857	7-0	1.000	174,244	12,446
1974-75	11-1	.917	8-1	.889	164,448	13,704
1975-76	8-5	.615	6-3	.667	169,390	13,030
1976-77	11-3	.786	8-1	.889	192,738	13,767
1977-78	11-1	.917	9-0	1.000	159,300	13,275
1978-79	15-2	.882	8-1	.889	231,795	13,635
1979-80	15-2	.882	8-1	.889	234,345	13,785
1980-81	12-3	.800	6-3	.667	197,910	13,194
1981-82	12-4	.750	6-3	.667	213,040	13,315
1982-83	13-1	.929	8-1	.889	188,608	13,472
1983-84	12-1	.923	8-1	.889	173,147	13,319
1984-85	12-4	.750	6-3	.667	202,784	12,674
1985-86	13-2	.867	7-2	.778	200,085	13,339
1986-87	12-1	.923	8-1	.889	183,599	14,123
1987-88	15-1	.938	9-0	1.000	218,384	13,649
1988-89	11-3	.786	6-3	.667	197,722	14,123
1989-90	12-1	.923	8-1	.889	180,843	13,911
1990-91	11-5	.688	6-3	.667	223,664	13,979
1991-92	13-5	.722	5-4	.556	242,370	13,465
1992-93	9-5	.643	4-5	.444	197,722	14,123
1993-94	13-1	.929	8-1	.889	197,722	14,123
1994-95	12-1	.923	8-1	.889	183,599	14,123
1995-96	13-1	.929	8-1	.889	197,162	14,083
1996-97	11-3	.786	7-2	.778	196,770	14,055
1997-98	13-1	.929	7-1	.875	197,722	14,123
1998-99	12-4	.750	4-4	.500	225,968	14,123
1999-00	12-2	.857	7-1	.875	194,152	13,868
2000-01	11-7	.611	4-4	.500	215,244	11,958
2001-02	11-4	.733	5-3	.625	178,020	11,868
2002-03	14-1	.933	7-1	.875	158,280	10,552
2003-04	9-5	.643	4-4	.500	163,814	11,701
2004-05	6-9	.400	3-5	.375	175,215	11,681
2005-06	9-5	.643	3-5	.375	149,618	10,687
2006-07	16-1	.941	7-1	.875	199,733	11,749
2007-08	16-1	.941	9-0	1.000	209,865	12,345
2008-09	15-3	.833	7-2	.778	256,744	13,708
2009-10	14-2	.875	7-2	.778	218,896	13,681
2010-11	16-0	1.000	9-0	1.000	222,659	13,916
2011-12	13-4	.765	5-4	.556	226,504	13,324
2012-13	12-7	.632	5-4	.556	225,286	11,857
2013-14	12-5	.706	4-5	.444	216,553	12,738
2014-15	6-1	.857			74,949	10,707

vs. Big Ten Opponents

Opponent	GP	W	L	Pct.	Str.
Illinois	41	30	11	.732	W-4
Indiana	42	30	12	.714	W-1
Iowa	41	31	10	.756	W-6
Maryland	0	0	0	.000	---
Michigan	43	27	16	.628	L-2
Michigan State	42	28	14	.667	L-3
Minnesota	43	37	6	.860	W-6
Nebraska	3	3	0	1.000	W-3
Northwestern	43	38	5	.884	L-1
Ohio State	42	25	17	.595	L-2
Penn State	19	17	2	.895	W-7
Rutgers	2	1	1	.500	W-1
Wisconsin	41	37	4	.902	L-2

NCAA \ BIG TEN LEADERBOARD

Big Ten / NCAA Rankings (Teams)

Category	Overall	B1G	NCAA
Blocked Shots	6.5	1st	11th
Offensive Rebound Pct.	.392	1st	
Offensive Rebounds	13.2	2nd	59th
Assists	16.7	4th	19th
Scoring Margin	+16.3	4th	24th
Rebound Margin	+7.0	4th	46th
Scoring Offense	76.7	5th	44th
Scoring Defense	60.5	5th	71st
Field Goal Percentage Defense	.386	7th	55th
Field Goal Percentage	.470	7th	61st
Turnover Margin	+1.36	7th	110th
Defensive Rebound Pct.	.699	7th	
Three-Point Percentage	.354	8th	137th
Assist/Turnover Ratio	1.23	9th	59th
Three-Pointers Per Game	6.6	10th	140th
Turnovers Per Game	13.5	10th	193rd
Steals	6.2	10th	205th
Free Throw Percentage	.680	12th	185th
Three-Point Percentage Defense	.344	12th	215th

► Rankings are through games played Wednesday, December 17.

Big Ten Rankings (Individuals)

Category	Overall	B1G	NCAA
Vince Edwards			
Offensive Rebounds	2.9	3rd	
Field Goal Percentage	.577	5th	
Rebounding	6.2	11th	

Kendall Stephens

Three-Pointers Made	2.9	1st	52nd
Three-Point Percentage	.471	6th	27th
Free Throw Percentage	.833	12th	
Scoring	12.3	20th	

Isaac Haas

Field Goal Percentage	.652	2nd	
Offensive Rebounds	2.3	9th	
Scoring	11.5	27th	

A.J. Hammons

Blocked Shots	3.0	1st	16th
Offensive Rebounds	2.4	7th	

► Rankings are through games played Wednesday, December 17.

Advanced Statistics

Category	Overall	B1G	NCAA
Block Pct. (defense)	17.4	1st	9th
Bench Minutes (Pct.)	42.1	1st	14th
Off. Rebound Pct. (offense)	39.2	2nd	20th
Assists / FGM	63.2	4th	24th
Pts. / Possession (offense)	1.10	7th	30th
Pts. / Possession (defense)	0.87	5th	33rd
Adjusted Off. Efficiency	107.5	6th	37th
Block Pct. (offense)	6.8	4th	43rd
Avg. Possession Length (off.)	16.4	6th	49th
FTA / FGA	44.9	2nd	51st
Effective FG Pct. (defense)	43.9	6th	51st
Effective FG Pct. (offense)	52.9	6th	55th
Adjusted Def. Efficiency	96.4	9th	80th
Pct. of Points (FTs)	22.4	4th	118th
Off. Rebound Pct. (defense)	30.1	7th	147th
Pct. of Points (2-Ptrs.)	51.7	6th	155th
3PA / FGA	33.3	11th	189th
Pct. of Points (3-Ptrs.)	25.9	11th	220th
Avg. Possession Length (def.)	19.0	11th	293rd
Experience (Yrs.)	1.03	13th	331st

► Stats are from either BBSports.com or KenPom.com; through Dec. 17.

0 Captain, My Captain

- **Rapheal Davis** has had a strong start to the season, averaging a career-high 9.4 points in just 23.7 minutes per game. He is shooting a career-best 49.3 percent from the field.
- However, Davis excels the most against the best competition. Against Purdue's five high-profile opponents (Kansas State, Missouri, BYU, North Carolina State, Vanderbilt), Davis is averaging 11.6 points per game, compared to 7.5 points against "mid-major" opposition.
- It shouldn't come as a surprise, as in 19 games against nationally-ranked foes, Davis averages 7.5 points, 4.5 rebounds and is shooting 48.4 percent from the field, entering this year. His career average was 5.8 points per game and 3.8 rebounds per game on 45.7 percent shooting.

Dos Altos

- Purdue is one of five teams nationally to have a pair of seven-footers on its roster. Coach Painter has hinted at a small possibility of playing **Isaac Haas** and **A.J. Hammons** together.
- With the addition of 6-9 **Jacquil Taylor**, the trio's reach is 27-feet, 8-inches and the wingspan of the trio is 23-feet, 4-inches.

Team	Players	Height	Weight
Florida State	Boris Bojanovsky	7-3	240
	Michael Ojo	7-1	292
	Kiel Turpin	7-0	240
Arizona	Dusan Ristic	7-0	245
	Kaleb Tarczewski	7-0	245
Oklahoma State	Anthony Allen, Jr.	7-1	240
	Marek Soucek	7-0	240
Purdue	Isaac Haas	7-2	297
	A.J. Hammons	7-0	261
UC Irvine	Mamadou Ndiaye	7-6	300
	Ioannis Dimakopoulos	7-2	257

Road Warriors

- Purdue's 37 "true" road wins since the 2007-08 season are the fourth most in the Big Ten (Michigan State, Wisconsin, Ohio State). These four programs are the only Big Ten schools with a winning percentage greater than 40.0 percent on the road during that span.

Team	2008	2009	2010	2011	2012	2013	2014	2015	Total
Michigan St.	4-6	9-1	9-4	2-8	7-4	6-5	7-3	1-1	46-32
Wisconsin	10-2	4-7	5-5	5-6	7-4	5-6	8-3	2-0	46-33
Ohio State	3-8	4-6	6-5	9-2	7-4	5-5	5-5	0-1	39-36
PURDUE	6-5	5-5	8-2	7-5	5-5	4-7	2-8	0-1	37-38
Illinois	3-8	5-5	6-6	3-7	3-7	5-6	6-7	0-1	31-47
Michigan	2-10	3-8	3-7	5-5	5-6	5-5	7-4	0-1	30-46
N'western	4-10	4-9	2-9	5-9	4-8	3-7	5-7	1-1	28-60
Minnesota	4-8	4-6	3-7	3-7	6-6	3-8	3-7	1-0	27-49
Penn State	2-8	6-6	3-8	3-8	1-11	1-9	5-7	2-0	23-57
Indiana	7-2	0-11	1-8	0-11	5-6	7-2	2-8	0-0	22-48
Iowa	3-8	1-11	1-10	2-9	3-10	2-8	4-6	1-0	17-62
Nebraska					3-9	2-10	3-8	1-1	9-28
Rutgers							1-1	1-1	
Maryland							0-0	0-0	

Big Margins In Season Openers

- With the 80-40 win over Samford in the season opener, Purdue has won by at least 25 points in seven of **Matt Painter's** 10 season openers. In each of the previous six seasons they won their opener by 25 points or more, the Boilermakers advanced to the NCAA Tournament.
- Going even further back, in the last 11 occurrences dating back to the 1982-83 opener that Purdue won its season opener by at least 25 points, the Boilermakers made the NCAA Tournament.

Date	Opponent	Score	Final	Posts.
12-1-73	SIU Edwardsville	117-71	21-9	NIT
11-27-82	Eastern Illinois	83-54	21-9	NCAA
11-26-85	Stetson	88-52	22-10	NCAA
11-28-86	Stetson	97-65	25-5	NCAA
11-13-98	UNC Asheville	101-64	21-13	NCAA
11-22-02	Miami (Ohio)	73-46	19-11	NCAA
11-13-06	Northern Colorado	90-58	22-12	NCAA
11-15-07	Bethune-Cookman	66-40	25-9	NCAA
11-14-08	Detroit	82-50	27-10	NCAA
11-13-09	Cal State Northridge	89-64	29-6	NCAA
11-14-10	Howard	76-40	26-8	NCAA
11-11-11	Northern Illinois	96-34	22-13	NCAA
11-14-14	Samford	80-40	?????	?????

Quick Starts Are The Key

- Purdue has started 3-0 (or better) in 17 of the last 36 seasons, dating back to the 1979-80 season. Fifteen of Purdue's last 16, 3-0 starts have ended in a postseason tournament appearance at the end of the year. However, the lone time it did not make the postseason came last year.
- The Boilermakers have started 3-0 (or better) seven times under Painter, including in each of the last two years (2014, 2015).

Year	Start	Final	Post.
1979-80	6-0	23-10	NCAA Final Four
1982-83	5-0	21-9	NIT 2nd Rd.
1983-84	7-0	22-7	NCAA 1st Rd.
1986-87	7-0	25-5	NCAA 2nd Rd.
1992-93	9-0	18-10	NCAA 1st Rd.
1993-94	14-0	29-5	NCAA Elite Eight
1994-95	3-0	25-7	NCAA 2nd Rd.
1997-98	5-0	28-8	NCAA Sweet 16
1998-99	3-0	21-13	NCAA Sweet 16
2003-04	6-0	17-14	NIT 2nd Rd.
2007-08	3-0	25-9	NCAA 2nd Rd.
2008-09	5-0	27-10	NCAA Sweet 16
2009-10	14-0	29-6	NCAA Sweet 16
2010-11	5-0	26-8	NCAA 3rd Rd.
2011-12	4-0	22-13	NCAA 3rd Rd.
2013-14	5-0	15-17	---
2014-15	3-0	?????	---

Big Exhibition Wins Equal Season Success

- Purdue earned a pair of big wins during the exhibition season, which usually means season success. Five times during the **Matt Painter** era, Purdue has won both of its exhibition games by 20 or more points. In all five seasons it has done so, it reached the NCAA Tournament.

Year	Opponent	Score	Record
2006-07	North Dakota	W, 92-60	22-12
	Wisconsin-Platteville	W, 78-56	
2007-08	Indianapolis	W, 89-64	25-9
	Saginaw Valley State	W, 86-60	
2008-09	Florida Southern	W, 94-62	27-10
	Northern State	W, 81-61	
2009-10	California, Pa.	W, 78-44	29-6
	Kentucky Wesleyan	W, 74-52	
2010-11	Indianapolis	W, 82-59	26-8
	Midwestern State	W, 78-58	
2014-15	California (Pa.)	W, 89-52	????
	Carroll (Mont.)	W, 90-49	

Freshmen Play Under Painter

- Coach Painter has never been shy about playing freshmen and the trend will likely continue this year. Five freshmen enter the mix as part of a recruiting class ranked in the nation's top 30.
- Four of the top six single-season freshmen class scoring performances have come under Painter, including last year's freshmen class scoring 726 points to rank sixth on the list.
- In addition, there have been only 16 freshmen in school history to start a season opener. Eleven of them have come during the Painter era, including **Vince Edwards** this year.

Have We Met Before?

- Purdue will face four first-time opponents this year in Grambling, IU-PUI, Gardner-Webb and Arkansas State, but if past records against the respective leagues mean anything, Purdue can expect success.
- Against the four respective leagues (Big South, SWAC, Summit, Sun Belt), Purdue is a combined 28-0 entering the 2014-15 season.

Pulling Rank

- Purdue will look to snap a 10-game losing streak against nationally-ranked opponents on Saturday. Purdue's last win over a ranked foe came on March 3, 2013, a 69-56 win over 17th-ranked Wisconsin in the Kohl Center.
- Since the start of the 2011-12 season, Purdue is just 4-27 against nationally-ranked teams.
- Against teams ranked No. 21, Purdue owns a 1-4 record, the lone win being a 70-62 win over Minnesota on Jan. 22, 2009.

Head Coach Matt Painter

► Record at Purdue:	199-115 (.634) / 10th year
► Career Record:	224-120 (.651) / 11th year
► Big Ten Record:	89-69 (.563)

• With a pair of Sweet 16 appearances, six NCAA Tournament berths, Big Ten regular-season and tournament titles and an international gold medal on his résumé, 10th-year head coach Matt Painter is widely regarded as one of the brightest minds in all of college basketball.

• Painter affirmed his long-term commitment to Purdue in March of 2011, agreeing to a new eight-year contract that will keep him in West Lafayette through at least the 2018-19 season.

• Painter has averaged over 21 wins per season during his tenure at the helm of the Purdue program, including at least 20 victories in six of those seasons.

• Painter's tenure has seen Purdue basketball restore its status among the upper echelon of college basketball programs. The last eight years have seen six 20-win seasons and NCAA Tournament berths, two Sweet 16 appearances, a regular-season Big Ten title and a Big Ten Tournament crown.

• The three winningest classes in program history are the classes of 2011, 2012 and 2010, respectively, and five of the 10 winningest individual players Purdue has ever seen have come from the Painter ranks. Success, however, didn't happen overnight.

• Painter officially became the 18th head men's basketball coach in Purdue history on April 1, 2005, and immediately set about laying the groundwork for a dramatic reversal in the program's fortunes.

• The Boilermakers were at their best during the 2009 postseason run, rattling off double-digit victories over Penn State and Illinois to reach the Big Ten Tournament final, where they dispatched Ohio State, 65-61, to earn the first conference tournament crown in program history.

• Painter has also resurrected Mackey Arena as one of the country's best home-court advantages, piling up a 123-28 (.815) record at home over the last nine seasons, including a remarkable 67-5 (.931) record against non-conference opponents.

• Painter has been named Big Ten Coach of the Year three times in the last six seasons, earning the consensus award in 2008 and 2011, and winning the coaches' vote in 2010. He is one of only six men to win the award more at least three times since its inception in 1974.

• Painter has seen a total of 21 players earn a combined 38 Academic All-Big Ten honors during his tenure as head coach. Painter has also mentored an Academic All-American, as Moore earned second-team honors during the 2009-10 season.

• In addition, the program has received the NCAA Public Recognition Award for posting a multi-year academic progress rate among the top 10 percent. Purdue has had an APR of at least 985 in each of the last three years, one of two schools in the Big Ten that can stake that claim (Michigan).

► BIG TEN AND NCAA STATISTICAL CHAMPIONS UNDER PAINTER**2005-06**

• Bryant Dillon – Big Ten three-point field goal percentage, conference games only (.500)

2006-07

• Chris Lutz – Big Ten three-point field goal percentage, all games (.472)

2007-08

- Big Ten three-point field goal percentage, all games (.373)
- Big Ten three-point field goal percentage, conference games only (.396)
- Big Ten three-point field goals per game, conference games only (8.39)
- Big Ten turnover margin, all games (+4.62)
- Big Ten turnover margin, conference games only (+5.11)
- Big Ten steals per game, conference games only (8.39)
- Robbie Hummel – Big Ten three-point field goal percentage, conference games only (.476)
- Chris Kramer – Big Ten steals per game, all games (2.27)
- Chris Kramer – Big Ten steals per game, conference games only (2.56)

2008-09

- Big Ten scoring margin, all games (+9.3)
- Big Ten field goal percentage defense, all games (.391)
- JaJuan Johnson – Big Ten blocks per game, all games (2.11)
- JaJuan Johnson – Big Ten blocks per game, conference games only (2.28)
- Chris Kramer – Big Ten steals per game, all games (2.14)
- Chris Kramer – Big Ten steals per game, conference games only (2.06)

2009-10

- Big Ten field goal percentage defense, all games (.399)
- Big Ten turnover margin, all games (+4.80)
- Robbie Hummel – Big Ten free throw percentage, all games (.902)
- JaJuan Johnson – Big Ten blocks per game, conference games only (2.00)

2010-11

- JaJuan Johnson – Big Ten scoring, all games (20.5)
- JaJuan Johnson – Big Ten scoring, conference games only (20.7)
- JaJuan Johnson – Big Ten blocks per game, all games (2.32)
- JaJuan Johnson – Big Ten blocks per game, conference games only (2.50)

2011-12

- NCAA turnovers per game (8.7)
- Big Ten turnover margin, all games (+3.83)
- Big Ten turnover margin, conference games only (+3.39)
- Big Ten assist-to-turnover ratio, all games (1.5)
- Big Ten assist-to-turnover ratio, conference games only (1.6)
- Lewis Jackson – Big Ten assist-to-turnover ratio, conference games only (2.8)

2013-14

- Big Ten blocked shots, all games (5.3)
- Big Ten offensive rebounds per game, all games (13.9)
- Big Ten offensive rebounds per game, conference games only (13.6)
- Big Ten defensive rebounds per game, conference games only (25.6)
- Big Ten defensive rebound percentage, conference games only (.735)
- A.J. Hammons – Big Ten blocked shots, all games (3.1)
- A.J. Hammons – Big Ten blocked shots, conference games only (2.6)

**► HEAD COACH MATT PAINTER**

Born	Aug. 27, 1970
Hometown	Muncie, Indiana
High School	Delta High School
Degree	Purdue (1994)
Master's	Eastern Illinois (1998)
FAMILY	
Daughter	Maggie
Daughter	Emma
Son	Brayden

Coaching Experience

Years	School, Position
1994	Wash. & Jefferson, asst. coach
1995	Barton College, asst. coach
1996-98	Eastern Illinois, asst. coach
1999-03	Southern Illinois, asst. coach
2004	Southern Illinois, head coach
2005	Purdue, assoc. head coach
2006-pres.	Purdue, head coach

Playing Experience

Years	
1990-93	Purdue
– <i>Honorable mention All-Big Ten, 1993</i>	

Coaching Honors

2004	Missouri Valley Coach of the Year
2004	District V Coach of the Year (USBWA)
2008	Big Ten Coach of the Year
2008	District 10 Coach of the Year (NABC)
2008	Naismith Coach of the Year Finalist
2008	Jim Phelan Coach of the Year Finalist
2008	Skip Prosser Man of the Year Finalist
2008	Henry Iba Award Nominee
2009	Henry Iba Award Nominee
2010	Big Ten Coach of the Year
2010	District V Coach of the Year (USBWA)
2010	District 7 Coach of the Year (NABC)
2010	Jim Phelan Coach of the Year Finalist
2011	Big Ten Coach of the Year
2011	District V Coach of the Year (USBWA)
2011	District 7 Coach of the Year (NABC)
2011	Jim Phelan Coach of the Year Finalist

Coaching Tree

Travis Carroll
• Assistant Coach at Indianapolis University
Tarrance Crump
• Assistant Director of Operations at Univ. of California
Paul Lusk
• Head coach at Missouri State University
Cuonzo Martin
• Head coach at University of California
Rick Ray
• Head coach at Mississippi State University
Micah Shrewsbury
• Assistant Coach with the Boston Celtics

GAME 12 | CROSSROADS CLASSIC | PURDUE vs. NOTRE DAME | DECEMBER 20, 2014

► YEAR-BY-YEAR COACHING RECORD

Year	School	Overall	Pct.	Conf.	Pct.	Postseason
2003-04	Southern Illinois	25-5	.833	17-1	.944	NCAA (0-1)
2005-06	Purdue	9-19	.321	3-13	.188	
2006-07	Purdue	22-12	.647	9-7	.563	NCAA (1-1)
2007-08	Purdue	25-9	.735	15-3	.833	NCAA (1-1)
2008-09	Purdue	27-10	.730	11-7	.611	NCAA (2-1)
2009-10	Purdue	29-6	.829	14-4	.778	NCAA (2-1)
2010-11	Purdue	26-8	.765	14-4	.778	NCAA (1-1)
2011-12	Purdue	22-13	.629	10-8	.556	NCAA (1-1)
2012-13	Purdue	16-18	.471	8-10	.444	CBI (1-1)
2013-14	Purdue	15-17	.469	5-13	.278	
2014-15	Purdue	8-3	.727			
Southern Illinois (1)		25-5	.833	17-1	.944	1 NCAA (0-1)
Purdue (10th)		199-115	.634	89-69	.563	6 NCAA (8-6)
Career (11th)		224-120	.651	106-70	.602	7 NCAA (8-7)
Postseason Record		16-17	.485			
MVC Tournament		1-1	.500			
Big Ten Tournament		6-8	.429			
NCAA Tournament		8-7	.533			
CBI Invitational		1-1	.500			

Milestone Victories

Win	Score	Opponent	Date
1	67-62	Wyoming	11-22-03
26	82-75	Wofford (First at Purdue)	11-19-05
-- FIRST WIN AT PURDUE			
50	62-38	Michigan State	2-7-07
100	49-45	Iowa	2-14-09
106	65-61	Ohio State	3-15-09
-- 2009 BIG TEN TOURNAMENT CHAMPIONSHIP			
150	82-69	Northwestern	12-31-10
200	89-73	Minnesota	3-9-13

NBA Draft Picks Under Painter

2007	Carl Landry, 31st to Seattle
2011	Jajuan Johnson, 27th to Boston via New Jersey
2011	E'Twaun Moore, 55th overall to Boston
2012	Robbie Hummel, 58th to Minnesota

All-Americans Under Painter

2010	Robbie Hummel, 2nd (NABC) / HM (AP)
2010	E'Twaun Moore, HM (AP)
2011	Jajuan Johnson, consensus
2011	E'Twaun Moore, 3rd (NABC) / HM (AP)
2012	Robbie Hummel, HM (AP)

Painter's Home Record at Purdue

Year	Non-Conf.	Big Ten	Overall
2005-06	6-0	3-5	9-5
2006-07	9-0	7-1	16-1
2007-08	7-1	9-0	16-1
2008-09	8-1	7-2	15-3
2009-10	7-0	7-2	14-2
2010-11	7-0	9-0	16-0
2011-12	8-0	5-4	13-4
2012-13	7-3	5-4	12-7
2013-14	8-0	4-5	12-5
2014-15	6-1		6-1
TOTALS	73-6	56-23	129-29
	(.924)	(.709)	(.816)

► PAINTER AMONG BIG TEN / PURDUE ELITE

Big Ten Coach of the Year Honors

7	Gene Keady	Purdue
5	Bobby Knight	Indiana
3	Matt Painter	Purdue
3	Tom Izzo	Michigan State
3	Bo Ryan	Wisconsin
3	Thad Matta	Ohio State

Wins Over AP Top 25 Teams (25)

Date	Opponent	Site	Result
2-11-06	[22] Michigan	Home	W, 84-70
11-29-06	[25] Virginia	Home	W, 61-59
2-15-07	[24] Indiana	Home	W, 81-68
12-15-07	[22] Louisville	N1	W, 67-59
1-26-08	[11] Wisconsin	Home	W, 60-56
2-9-08	[8] Wisconsin	Away	W, 72-67
2-12-08	[10] Michigan State	Home	W, 60-54
12-20-08	[22] Davidson	N1	W, 76-58
1-22-09	[21] Minnesota	Away	W, 70-62
2-17-09	[6] Michigan State	Home	W, 72-54
3-21-09	[15] Washington	N2#	W, 76-74
11-23-09	[9] Tennessee	N3	W, 73-72
1-1-10	[6] West Virginia	Home	W, 77-62
1-28-10	[16] Wisconsin	Home	W, 60-57
2-9-10	[10] Michigan State	Away	W, 76-64
2-17-10	[9] Ohio State	Away	W, 60-57
3-21-10	[23] Texas A&M	N4#	W, 63-61
1-22-11	[17] Michigan State	Home	W, 86-76
1-29-11	[16] Minnesota	Home	W, 73-61
2-16-11	[10] Wisconsin	Home	W, 70-62
2-20-11	[2] Ohio State	Home	W, 76-63
2-25-12	[11] Michigan	Away	W, 75-61
3-16-12	[24] Saint Mary's	N5#	W, 72-69
1-2-13	[11] Illinois	Home	W, 68-61
3-3-13	[17] Wisconsin	Away	W, 69-56

- NCAA Tournament

- N1 - Indianapolis, Ind.**
- N2 - Portland, Ore.**
- N3 - St. Thomas, US Virgin Islands**
- N4 - Spokane, Wash.**
- N5 - Omaha, Neb.**

► PAINTER VS. ALL OPPONENTS

Opponent	SIU	Purdue	Overall
Alabama	0-1	2-1	2-2
Alcorn State	0-0	1-0	1-0
Arkansas State	0-0	1-0	1-0
Arkansas-Pine Bluff	0-0	1-0	1-0
Austin Peay	0-0	1-0	1-0
Ball State	0-0	4-0	4-0
Baylor	0-0	1-0	1-0
Bethune-Cookman	0-0	1-0	1-0
Boston College	0-0	2-0	2-0
Bradley	2-0	0-0	2-0
Bucknell	0-0	0-1	0-1
Buffalo	0-0	1-0	1-0
Butler	0-0	0-3	0-3
BYU	0-0	1-0	1-0
Cal State-Northridge	0-0	1-0	1-0
Central Connecticut State	0-0	1-0	1-0
Central Michigan	0-0	1-0	1-0
Charlotte	0-1	0-0	0-1
Chicago State	0-0	1-0	1-0
Clemson	0-0	1-1	1-1
Connecticut	0-0	0-1	0-1
Coppin State	0-0	2-0	2-0
Creighton	2-0	0-0	2-0
Davidson	0-0	1-0	1-0
Delaware State	0-0	1-0	1-0
DePaul	0-0	1-0	1-0
Detroit	0-0	1-0	1-0
Drake	2-0	0-0	2-0
Duke	0-0	0-2	0-2
Eastern Illinois	0-0	1-0	1-0
Eastern Michigan	0-0	3-1	3-1
Evansville	3-0	0-1	3-1
Florida	0-0	0-1	0-1
Florida International	0-0	1-0	1-0
Florida State	0-0	0-1	0-1
Georgia Tech	0-0	0-1	0-1
Grambling	0-0	1-0	1-0
Hawai'i	1-0	0-0	1-0
High Point	0-0	1-0	1-0
Hofstra	0-0	1-0	1-0
Howard	0-0	1-0	1-0
Illinois	0-0	12-5	12-5
Illinois State	2-0	1-0	3-0
Indiana	0-0	7-8	7-8
Indiana State	2-0	3-1	5-1
IPFW	0-0	5-0	5-0
Iona	0-0	1-0	1-0
Iowa	0-0	11-5	11-5
Iowa State	0-0	0-1	0-1
IUPUI	0-0	1-0	1-0
Jacksonville State	1-0	0-0	1-0
Kansas	0-0	0-1	0-1
Kansas State	0-0	0-1	0-1
Lamar	0-0	1-0	1-0
Lipscomb	0-0	1-0	1-0
Louisville	0-0	1-0	1-0
Loyola, Chicago	0-0	3-1	3-1
Maryland-Eastern Shore	0-0	1-0	1-0
Memphis	0-0	0-1	0-1
Miami	0-0	1-0	1-0
Michigan	0-0	8-8	8-8
Michigan State	0-0	6-11	6-11
Milwaukee	1-0	0-0	1-0
Minnesota	0-0	10-5	10-5
Missouri	0-0	2-1	2-1
Missouri State	2-1	1-0	3-1
Montana	1-0	0-0	1-0
Murray State	0-1	0-0	0-1
Nebraska	0-0	4-2	4-2
New Orleans	0-0	1-0	1-0
North Carolina State	1-0	0-0	1-0
North Florida	0-0	1-1	1-1
Opponent	SIU	Purdue	Overall
Northern Colorado	0-0	1-0	1-0
Northern Illinois	0-0	1-0	1-0
Northern Iowa	1-1	1-0	2-1
Northern Kentucky	0-0	1-0	1-0
Northwestern	0-0	10-7	10-7
Notre Dame	0-0	0-1	0-1
Oakland	0-0	1-0	1-0
Oklahoma	0-0	1-1	1-1
Oklahoma State	0-0	0-1	0-1
Ohio State	0-0	5-15	5-15
Oregon State	0-0	0-1	0-1
Penn State	0-0	14-5	14-5
Richmond	0-0	0-1	0-1
Rider	0-0	1-0	1-0
Saint Joseph's	0-0	1-0	1-0
Saint Mary's	0-0	1-0	1-0
Saint Peter's	0-0	1-0	1-0
Samford	0-0	1-0	1-0
Santa Clara	0-0	0-1	0-1
Siena	0-0	3-0	3-0
SE Missouri State	1-0	1-0	2-0
SIU-Edwardsville	0-0	1-0	1-0
South Alabama	0-0	1-0	1-0
South Dakota St.	0-0	1-0	1-0
Southern Illinois	0-0	1-0	1-0
Temple	0-0	1-0	1-0
Tennessee	0-0	1-0	1-0
Tennessee-Martin	0-0	1-0	1-0
Texas A&M	0-0	1-0	1-0
Texas A&M-Corpus Christi	0-0	1-0	1-0
Texas Southern	0-0	1-0	1-0
UNC Wilmington	0-0	1-0	1-0
Valparaiso	0-0	3-0	3-0
Vanderbilt	0-0	0-1	0-1
VCU	0-0	0-1	0-1
Villanova	0-0	0-1	0-1
Virginia	0-0	1-0	1-0
Virginia Tech	0-0	1-0	1-0
Wagner	0-0	1-0	1-0
Wake Forest	0-0	1-0	1-0
Washington	0-0	1-0	1-0
Washington State	0-0	0-1	0-1
West Virginia	0-0	3-1	3-1
Western Carolina	0-0	2-0	2-0
Western Illinois	0-0	1-0	1-0
Western Michigan	0-0	1-0	1-0
Wichita State	2-0	0-0	2-0
William & Mary	0-0	1-0	1-0
Wisconsin	0-0	8-6	8-6
Wofford	0-0	1-1	1-1
Wright State	1-0	0-0	1-0
Wyoming	1-0	0-0	1-0
Xavier	0-0	0-4	0-4

2014-15 Results / Leaders

Overall Record: 8-3 **Home:** 6-1 **Away:** 0-1 **Neutral:** 2-1
Big Ten Record: 0-0 **Home:** 0-0 **Away:** 0-0

Date	Opponent	W/L	Score	High Scorer	High Rebounds	High Assists	High Steals	High Blocks	Attend.
Nov. 14	Samford	W	80-40	Davis, Edwards (13)	Edwards, Haas (8)	Four Players (3)	Thompson (2)	Hammons (4)	10,430
Nov. 16	IUPUI	W	77-57	Edwards (26)	Edwards (8)	Mathias, Octeus (4)	Scott, Stephens (2)	Hammons (4)	11,466
Nov. 20	Grambling	W	82-30	Haas (17)	Hammons (7)	Smotherman (5)	Scott (3)	Hammons (2)	10,021
Nov. 24	# vs. Kansas State	L	79-88	Stephens (21)	Haas (6)	Octeus (6)	Octeus (2)	Edwards, Stephens (2)	2,400
Nov. 25	# vs. Missouri	W	82-61	Davis (22)	Haas (8)	Octeus (4)	Davis (2)	Hammons (3)	2,400
Nov. 26	# vs. BYU	W	87-85 •	Edwards (25)	Edwards (9)	Octeus (3)	Davis (2)	Hammons (4)	2,400
Dec. 2	\$ North Carolina State	W	66-61	Edwards (16)	Edwards (9)	Davis (6)	Davis (2)	Hammons (2)	12,023
Dec. 6	North Florida	L	70-73	Hammons (16)	Octeus (10)	Scott, Stephens (4)	Scott, Stephens (2)	Hammons (5)	11,038
Dec. 8	IPFW	W	63-43	Stephens, Hammons (13)	Hammons (12)	Edwards (4)	Octeus (2)	Hammons (5)	10,007
Dec. 10	Arkansas State	W	87-46	Stephens (18)	Three Players (5)	Edwards (5)	Mathias (2)	Stephens (3)	9,964
Dec. 13	at Vanderbilt	L	71-81	Davis (15)	Haas (7)	Scott (2)	Davis (3)	Hammons (3)	9,565
Dec. 20	vs. Notre Dame								
Dec. 22	Gardner-Webb								
Dec. 31	* Minnesota								

Jan. 3 * Michigan
 Jan. 7 * Wisconsin
 Jan. 10 * Maryland
 Jan. 17 * at Penn State
 Jan. 21 * at Illinois
 Jan. 24 * Iowa
 Jan. 28 * Indiana
 Jan. 31 * at Northwestern

Feb. 4 * Ohio State
 Feb. 8 * at Minnesota
 Feb. 12 * at Rutgers
 Feb. 15 * Nebraska
 Feb. 19 * at Indiana
 Feb. 26 * Rutgers

March 1 * at Ohio State
 March 4 * at Michigan State
 March 7 * Illinois
 March 11-15 ^ Big Ten Tournament

Denotes EA Sports Maui Invitational (Lahaina, Hawaii)
 \$ Denotes ACC / Big Ten Challenge
 % Denotes Crossroads Classic (Indianapolis, Ind.)
 * Denotes Big Ten Conference game
 ^ Denotes Big Ten Conference Tournament (Indianapolis, Ind.)

P ATTENDANCE TOTALS

Overall					Big Ten				
Site	Games	Totals	Avg.	High	Site	Games	Totals	Avg.	High
Home	7	74,949	10,707	12,023 vs. NC State (12-2-14)	Home				
Away	1	9,565	9,565	9,565 at Vanderbilt (12-13-14)	Away				
Neutral	3	7,200	2,400	2,400, Three Times					
Totals	11	91,714	8,337	12,023 vs. NC State (12-2-14)	Totals				

P MARGINS OF VICTORY

	1	2	3	4	5	6	7	8	9	10	11	12	13	14	15	16	17	18	19	20	21	22	23	24	25+
Purdue		1			1															2	1				3
Opponents			1						1	1															

P LARGEST LEADS / DEFICITS

When Leading					When Trailing				
Largest Margin of Victory	52 (82-30) vs. Grambling (11-20-14)				Largest Margin of Defeat	10 (71-81) vs. Vanderbilt (12-13-14)			
Largest Overall Lead	52 (82-30; Final Score) vs. Grambling (11-20-14)				Largest Overall Deficit	22 (40-62; 12:31 2nd) vs. Vanderbilt (12-13-14)			
Largest Halftime Lead	34 (52-18) vs. Arkansas State (12-10-14)				Largest Halftime Deficit	15 (24-39) vs. Kansas State (11-24-14)			
Largest Lead in a Loss	13 (29-16; 5:13 1st) vs. North Florida (12-6-14)				Largest Deficit Overcome in a Win	4 (11-15; 12:47 1st) vs. BYU (11-26-14)			
Largest Halftime Lead in a Loss	8 (36-28) vs. North Florida (12-6-14)				Largest Halftime Deficit in a Win	---			
Largest Purdue Run	19-0 (1st half over 7:31) vs. Samford (11-14-14)				Largest Opponent Run	13-0 (2nd half over 2:34) vs. North Florida (12-6-14)			

GAME 12 | CROSSROADS CLASSIC | PURDUE vs. NOTRE DAME | DECEMBER 20, 2014

2014-15 Game-by-Game Comparison

Team	W/L	FG-FGA	Pct.	3P-3PA	Pct.	FT-FTA	Pct.	O-D	Reb.	PF	A	TO	B	S	1st	2nd	OT	Pts.	PPP
Purdue	W	26-47	.553	9-21	.429	19-31	.613	8-37	45	16	21	16	9	6	43	37		80	1.15
Samford		15-66	.227	3-20	.150	7-11	.636	13-21	34	24	9	12	2	8	16	24		40	0.57
Purdue	W	25-50	.500	8-17	.471	19-31	.613	10-20	30	18	14	15	8	9	48	29		77	1.10
IUPUI		19-46	.413	6-16	.375	13-17	.765	9-18	27	32	10	21	0	7	38	19		57	0.86
Purdue	W	31-63	.492	9-25	.360	11-17	.647	15-26	41	16	24	13	3	11	37	45		82	1.19
Grambling		11-41	.268	4-15	.267	4-12	.333	6-21	27	19	4	27	0	1	15	15		30	0.44
Purdue	L	28-51	.549	9-22	.409	14-20	.700	7-20	27	20	19	13	5	3	24	55		79	1.19
Kansas State		32-60	.533	7-18	.389	17-28	.607	13-20	33	18	18	9	2	9	39	49		88	1.27
Purdue	W	22-47	.468	5-14	.357	33-43	.767	15-26	41	20	12	16	8	6	45	37		82	1.20
Missouri		19-55	.345	7-20	.350	16-20	.800	11-17	28	29	9	15	3	7	20	41		61	0.89
Purdue	W	27-59	.458	5-17	.294	28-36	.778	12-26	38	23	14	17	8	6	40	41	6	87	1.10
BYU		27-62	.435	7-21	.333	24-32	.750	11-22	33	30	14	11	7	9	35	46	4	85	1.07
Purdue	W	22-56	.393	7-20	.350	15-22	.682	16-21	37	17	16	10	2	3	36	30		66	1.09
North Carolina State		22-49	.449	5-11	.455	12-19	.632	9-22	31	19	11	9	3	4	34	27		61	1.05
Purdue	L	29-74	.392	4-19	.211	8-16	.500	24-26	50	22	18	14	6	8	36	34		70	0.99
North Florida		25-59	.424	10-22	.455	13-25	.520	15-24	39	16	15	15	4	7	28	45		73	1.05
Purdue	W	25-58	.431	5-17	.294	8-11	.727	12-30	42	16	18	13	10	6	35	28		63	0.99
IPFW		16-56	.286	4-15	.267	7-15	.467	12-24	36	14	12	14	1	6	19	24		43	0.67
Purdue	W	30-59	.508	9-23	.391	18-28	.643	13-28	41	12	21	10	8	5	52	35		87	1.28
Arkansas State		17-57	.298	2-14	.143	10-14	.714	13-18	31	22	11	17	2	5	18	28		46	0.69
Purdue	L	26-55	.473	3-11	.273	16-23	.696	13-16	29	23	7	12	5	5	32	39		71	1.12
Vanderbilt		28-48	.583	9-14	.643	16-23	.696	7-18	25	21	17	14	4	4	43	38		81	1.25
Purdue																			
Notre Dame																			
Purdue																			
Gardner-Webb																			
Purdue																			
Minnesota																			
Purdue																			
Michigan																			
Purdue																			
Wisconsin																			
Purdue																			
Maryland																			
Purdue																			
Penn State																			
Purdue																			
Illinois																			
Purdue																			
Iowa																			
Purdue																			
Indiana																			
Purdue																			
Northwestern																			
Purdue																			
Ohio State																			
Purdue																			
Minnesota																			
Purdue																			
Rutgers																			
Purdue																			
Nebraska																			
Purdue																			
Indiana																			
Purdue																			
Rutgers																			
Purdue																			
Ohio State																			
Purdue																			
Michigan State																			
Purdue																			
Illinois																			
Purdue																			
Big Ten Tournament																			

2014-15 Overall Stats: 8-3 | Big Ten: 0-0 | Non-Conference: 8-3 | Home: 6-1 | Away: 0-1 | Neutral: 2-1

##	Player	GP	GS	Min	Avg	FG	FGA	Pct	3FG	FGA	Pct	FT	FTA	Pct	Off	Def	Tot	Avg	PF	FO	A	TO	Blk	Stl	Pts	Avg
21	Stephens, Kendall	11	8	263	23.9	39	99	.394	32	68	.471	25	30	.833	2	27	29	2.6	15	0	19	18	6	10	135	12.3
44	Haas, Isaac	11	3	203	18.5	45	69	.652	0	0	.000	37	66	.561	25	36	61	5.5	24	0	5	18	10	1	127	11.5
12	Edwards, Vince	11	11	296	26.9	45	78	.577	12	31	.387	16	21	.762	32	36	68	6.2	25	1	24	16	7	4	118	10.7
20	Hammons, A.J.	11	8	217	19.7	41	88	.466	0	6	.000	24	40	.600	26	34	60	5.5	28	1	11	23	33	4	106	9.6
35	Davis, Raphael	11	11	261	23.7	33	67	.493	2	13	.154	35	46	.761	5	21	26	2.4	17	0	26	17	2	11	103	9.4
0	Octeus, Jon	11	11	250	22.7	26	56	.464	3	10	.300	18	23	.783	17	31	48	4.4	30	1	29	14	4	10	73	6.6
1	Scott, Bryson	10	0	135	13.5	17	39	.436	1	4	.250	15	22	.682	4	11	15	1.5	14	1	20	11	3	12	50	5.0
31	Mathias, Dakota	11	2	179	16.3	17	45	.378	13	35	.371	6	7	.857	1	20	21	1.9	16	0	15	6	0	2	53	4.8
3	Thompson, P.J.	11	1	212	19.3	12	35	.343	7	23	.304	6	8	.750	6	9	15	1.4	16	0	20	6	0	9	37	3.4
23	Taylor, Jacquil	6	0	42	7.0	5	11	.455	1	4	.250	2	4	.500	3	9	12	2.0	1	0	2	6	4	1	13	2.2
5	Smotherman, Basil	11	0	128	11.6	9	25	.360	1	9	.111	3	7	.429	6	15	21	1.9	12	0	13	5	3	3	22	2.0
24	Brown, Anfernee	3	0	11	3.7	2	4	.500	1	2	.500	0	0	.000	1	4	5	1.7	3	0	0	1	0	1	5	1.7
11	Toyra, Stephen	4	0	16	4.0	0	2	.000	0	1	.000	2	4	.500	0	2	2	0.5	1	0	0	3	0	0	2	0.5
2	McKeeman, Jon	4	0	12	3.0	0	1	.000	0	0	.000	0	0	.000	0	0	0	0.0	1	0	0	1	0	0	0	0.0
TM	TEAM														17	21	38	3.5	0		4				0	
TOTAL		11				291	619	.470	73	206	.354	189	278	.680	145	276	421	38.3	203	4	184	149	72	68	844	76.7
OPPONENTS		11				231	599	.386	64	186	.344	139	216	.644	119	225	344	31.3	244	8	130	164	28	67	665	60.5

2013-14 Through 10 Games: 8-3

##	Player	GP	GS	Min	Avg	FG	FGA	Pct	3FG	FGA	Pct	FT	FTA	Pct	Off	Def	Tot	Avg	PF	FO	A	TO	Blk	Stl	Pts	Avg
0	Johnson, Terone	11	11	306	27.8	54	115	.470	11	33	.333	29	51	.569	14	21	35	3.2	22	0	23	17	1	9	148	13.5
3	Johnson, Ronnie	11	10	273	24.8	42	98	.429	6	14	.429	34	48	.708	12	18	30	2.7	19	1	41	18	0	7	124	11.3
12	Scott, Bryson	11	1	197	17.9	36	83	.434	4	4	1.000	43	59	.729	8	19	27	2.5	19	1	20	14	2	16	119	10.8
20	Hammons, A.J.	10	6	199	19.9	28	45	.622	0	2	.000	26	42	.619	19	44	63	6.3	30	2	4	23	39	5	82	8.2
21	Stephens, Kendall	11	10	205	18.6	27	70	.386	22	59	.373	2	3	.667	2	16	18	1.6	23	0	5	5	3	4	78	7.1
23	Simpson, Jay	11	5	164	14.9	30	63	.476	0	2	.000	10	16	.625	26	29	55	5.0	17	0	8	11	8	8	70	6.4
5	Smotherman, Basil	11	4	184	16.7	27	39	.692	1	2	.500	9	15	.600	17	22	39	3.5	24	1	6	7	2	5	64	5.8
32	Peck, Errick	11	8	236	21.5	23	47	.489	5	13	.385	7	12	.583	19	38	57	5.2	26	1	14	11	6	3	58	5.3
35	Davis, Raphael	11	0	185	16.8	18	49	.367	2	12	.167	16	25	.640	14	21	35	3.2	20	0	12	13	4	8	54	4.9
1	Carter, Sterling	11	0	150	13.6	15	49	.306	11	42	.262	5	9	.556	2	6	8	0.7	24	0	10	11	3	11	46	4.2
2	McKeeman, Jon	3	0	7	2.3	2	5	.400	1	2	.500	0	0	.000	0	4	4	1.3	0	0	0	0	0	0	5	1.7
50	Carroll, Travis	9	0	69	7.7	6	12	.500	1	1	1.000	0	0	.000	10	5	15	1.7	4	0	3	1	3	1	13	1.4
11	Toyra, Stephen	3	0	10	3.3	1	3	.333	0	1	.000	2	2	1.000	1	1	2	0.7	1	0	0	2	0	1	4	1.3
24	Brown, Anfernee	3	0	7	2.3	1	4	.250	0	2	.000	0	0	.000	0	2	2	0.7	0	0	1	0	0	0	2	0.7
30	Beshears, Neal	3	0	8	2.7	0	1	.000	0	0	.000	0	0	.000	0	1	1	0.3	2	0	0	0	1	0	0	0.0
TM	TEAM														16	21	37	3.4	1		0				0	
TOTAL		11				310	683	.454	64	189	.339	183	282	.649	160	268	428	38.9	232	6	147	133	72	78	867	78.8
OPPONENTS		11				269	651	.413	68	196	.347	184	268	.687	147	266	413	37.5	237	11	135	159	59	73	790	71.8

2014-15 vs. High-Major Opposition: 3-2

##	Player	GP	GS	Min	Avg	FG	FGA	Pct	3FG	FGA	Pct	FT	FTA	Pct	Off	Def	Tot	Avg	PF	FO	A	TO	Blk	Stl	Pts	Avg
44	Haas, Isaac	5	1	98	19.6	23	33	.697	0	0	.000	17	32	.531	13	17	30	6.0	12	0	1	10	4	0	63	12.6
12	Edwards, Vince	5	5	147	29.4	20	31	.645	7	15	.467	13	16	.813	15	15	30	6.0	13	0	8	7	3	0	60	12.0
35	Davis, Raphael	5	5	152	30.4	16	36	.444	0	5	.000	26	32	.813	3	13	16	3.2	8	0	11	10	0	9	58	11.6
21	Stephens, Kendall	5	4	134	26.8	15	50	.300	11	30	.367	13	17	.765	2	14	16	3.2	10	0	7	7	3	3	54	10.8
20	Hammons, A.J.	5	4	92	18.4	18	36	.500	0	3	.000	14	18	.778	9	13	22	4.4	15	0	2	11	12	0	50	10.0
0	Octeus, Jon	5	5	122	24.4	11	26	.423	2	6	.333	8	9	.889	5	14	19	3.8	15	1	15	7	2	5	32	6.4
1	Scott, Bryson	4	0	47	11.8	7	14	.500	0	1	.000	6	8	.750	1	2	3	0.8	4	0	7	3	1	3	20	5.0
31	Mathias, Dakota	5	1	77	15.4	6	15	.400	5	12	.417	3	4	.750	0	5	5	1.0	13	0	6	3	0	0	20	4.0
3	Thompson, P.J.	5	0	92	18.4	4	10	.400	3	7	.429	6	8	.750	3	3	6	1.2	11	0	7	2	0	2	17	3.4
5	Smotherman, Basil	5	0	52	10.4	5	13	.385	1	4	.250	0	0	.000	1	3	4	0.8	2	0	4	2	2	1	11	2.2
2	McKeeman, Jon	1	0	1	1.0	0	1	.000	0	0	.000	0	0	.000	0	0	0	0.0	0	0	0	0	0	0	0	0.0
11	Toyra, Stephen	1	0	2	2.0	0	1	.000	0	0	.000	0	0	.000	0	0	0	0.0	0	0	0	2	0	0	0	0.0
23	Taylor, Jacquil	2	0	9	4.5	0	2	.000	0	1	.000	0	0	.000	2	3	5	2.5	0	0	0	1	1	0	0	0.0
TM	TEAM														9	7	16	3.2	0		3				0	
TOTAL		5				125	268	.466	29	84	.345	106	144	.736	63	109	172	34.4	103	1	68	68	28	23	385	77.0
OPPONENTS		5				128	274	.467	35	84	.417	85	122	.697	51	99	150	30.0	117	3	69	58	19	33	376	75.2

2014-15 vs. Mid-Major Opposition: 5-1

#	Player	GP	GS	Min	Avg	FG	FGA	Pct	3FG	FGA	Pct	FT	FTA	Pct	Off	Def	Tot	Avg	PF	FO	A	TO	Blk	Stl	Pts	Avg
21	Stephens, Kendall	6	4	129	21.5	24	49	.490	21	38	.553	12	13	.923	0	13	13	2.2	5	0	12	11	3	7	81	13.5
44	Haas, Isaac	6	2	105	17.5	22	36	.611	0	0	.000	20	34	.588	12	19	31	5.2	12	0	4	8	6	1	64	10.7
12	Edwards, Vince	6	6	149	24.8	25	47	.532	5	16	.313	3	5	.600	17	21	38	6.3	12	1	16	9	4	4	58	9.7
20	Hammons, A.J.	6	4	125	20.8	23	52	.442	0	3	.000	10	22	.455	17	21	38	6.3	13	1	9	12	21	4	56	9.3
35	Davis, Raphael	6	6	109	18.2	17	31	.548	2	8	.250	9	14	.643	2	8	10	1.7	9	0	15	7	2	2	45	7.5
0	Octeus, Jon	6	6	128	21.3	15	30	.500	1	4	.250	10	14	.714	12	17	29	4.8	15	0	14	7	2	5	41	6.8
31	Mathias, Dakota	6	1	102	17.0	11	30	.367	8	23	.348	3	3	1.000	1	15	16	2.7	3	0	9	3	0	2	33	5.5
1	Scott, Bryson	6	0	88	14.7	10	25	.400	1	3	.333	9	14	.643	3	9	12	2.0	10	1	13	8	2	9	30	5.0
3	Thompson, P.J.	6	1	120	20.0	8	25	.320	4	16	.250	0	0	.000	3	6	9	1.5	5	0	13	4	0	7	20	3.3
23	Taylor, Jacquil	4	0	33	8.3	5	9	.556	1	3	.333	2	4	.500	1	6	7	1.8	1	0	2	5	3	1	13	3.3
5	Smotherman, Basil	6	0	76	12.7	4	12	.333	0	5	.000	3	7	.429	5	12	17	2.8	10	0	9	3	1	2	11	1.8
24	Brown, Anfernee	3	0	11	3.7	2	4	.500	1	2	.500	0	0	.000	1	4	5	1.7	3	0	0	1	0	1	5	1.7
11	Toyra, Stephen	3	0	14	4.7	0	1	.000	0	1	.000	2	4	.500	0	2	2	0.7	1	0	0	1	0	0	2	0.7
2	McKeeman, Jon	3	0	11	3.7	0	0	.000	0	0	.000	0	0	.000	0	0	0	0.0	1	0	0	1	0	0	0	0.0
TM	TEAM														8	14	22	3.7	0			1				0
	TOTAL	6				166	351	.473	44	122	.361	83	134	.619	82	167	249	41.5	100	3	116	81	44	45	459	76.5
	OPPONENTS	6				103	325	.317	29	102	.284	54	94	.574	68	126	194	32.3	127	5	61	106	9	34	289	48.2

GAME 12 | CROSSROADS CLASSIC | PURDUE vs. NOTRE DAME | DECEMBER 20, 2014

2014-15 Home Stats: 6-1 | Big Ten: 0-0 | Non-Conference: 6-1

##	Player	GP	GS	Min	Avg	FG	FGA	Pct	3FG	FGA	Pct	FT	FTA	Pct	Off	Def	Tot	Avg	PF	FO	A	TO	Blk	Stl	Pts	Avg
21	Stephens, Kendall	7	5	155	22.1	26	60	.433	22	42	.524	16	19	.842	0	15	15	2.1	7	0	14	12	3	7	90	12.9
44	Haas, Isaac	7	2	121	17.3	26	43	.605	0	0	.000	25	39	.641	15	23	38	5.4	13	0	4	8	6	1	77	11.0
12	Edwards, Vince	7	7	182	26.0	31	55	.564	8	20	.400	4	8	.500	24	23	47	6.7	13	1	18	12	4	4	74	10.6
20	Hammons, A.J.	7	5	149	21.3	29	62	.468	0	4	.000	13	26	.500	19	24	43	6.1	14	1	9	15	23	4	71	10.1
35	Davis, Rapheal	7	7	146	20.9	18	39	.462	2	10	.200	10	16	.625	2	12	14	2.0	12	0	21	9	2	4	48	6.9
0	Octeus, Jon	7	7	148	21.1	15	32	.469	1	5	.200	10	14	.714	13	20	33	4.7	19	0	15	7	2	6	41	5.9
31	Mathias, Dakota	7	1	117	16.7	13	36	.361	10	28	.357	4	5	.800	1	17	18	2.6	4	0	10	3	0	2	40	5.7
1	Scott, Bryson	6	0	88	14.7	10	25	.400	1	3	.333	9	14	.643	3	9	12	2.0	10	1	13	8	2	9	30	5.0
3	Thompson, P.J.	7	1	142	20.3	9	29	.310	5	19	.263	0	0	.000	5	7	12	1.7	8	0	17	4	0	7	23	3.3
23	Taylor, Jacquil	4	0	33	8.3	5	9	.556	1	3	.333	2	4	.500	1	6	7	1.8	1	0	2	5	3	1	13	3.3
24	Brown, Anfernee	3	0	11	3.7	2	4	.500	1	2	.500	0	0	.000	1	4	5	1.7	3	0	0	1	0	1	5	1.7
5	Smotherman, Basil	7	0	83	11.9	4	12	.333	0	5	.000	3	7	.429	5	12	17	2.4	11	0	9	4	1	2	11	1.6
11	Toyra, Stephen	3	0	14	4.7	0	1	.000	0	1	.000	2	4	.500	0	2	2	0.7	1	0	0	1	0	0	2	0.7
2	McKeeman, Jon	3	0	11	3.7	0	0	.000	0	0	.000	0	0	.000	0	0	0	0.0	1	0	0	1	0	0	0	0.0
TM	TEAM														9	14	23	3.3	0		1				0	
TOTAL		7				188	407	.462	51	142	.359	98	156	.628	98	188	286	40.9	117	3	132	91	46	48	525	75.0
OPPONENTS		7				125	374	.334	34	113	.301	66	113	.584	77	148	225	32.1	146	5	72	115	12	38	350	50.0

2014-15 Away / Neutral Stats: 2-2 | Big Ten: 0-0 | Non-Conference: 2-2

##	Player	GP	GS	Min	Avg	FG	FGA	Pct	3FG	FGA	Pct	FT	FTA	Pct	Off	Def	Tot	Avg	PF	FO	A	TO	Blk	Stl	Pts	Avg
35	Davis, Rapheal	4	4	115	28.8	15	28	.536	0	3	.000	25	30	.833	3	9	12	3.0	5	0	5	8	0	7	55	13.8
44	Haas, Isaac	4	1	82	20.5	19	26	.731	0	0	.000	12	27	.444	10	13	23	5.8	11	0	1	10	4	0	50	12.5
21	Stephens, Kendall	4	3	108	27.0	13	39	.333	10	26	.385	9	11	.818	2	12	14	3.5	8	0	5	6	3	3	45	11.3
12	Edwards, Vince	4	4	114	28.5	14	23	.609	4	11	.364	12	13	.923	8	13	21	5.3	12	0	6	4	3	0	44	11.0
20	Hammons, A.J.	4	3	68	17.0	12	26	.462	0	2	.000	11	14	.786	7	10	17	4.3	14	0	2	8	10	0	35	8.8
0	Octeus, Jon	4	4	102	25.5	11	24	.458	2	5	.400	8	9	.889	4	11	15	3.8	11	1	14	7	2	4	32	8.0
1	Scott, Bryson	4	0	47	11.8	7	14	.500	0	1	.000	6	8	.750	1	2	3	0.8	4	0	7	3	1	3	20	5.0
3	Thompson, P.J.	4	0	70	17.5	3	6	.500	2	4	.500	6	8	.750	1	2	3	0.8	8	0	3	2	0	2	14	3.5
31	Mathias, Dakota	4	1	62	15.5	4	9	.444	3	7	.429	2	2	1.000	0	3	3	0.8	12	0	5	3	0	0	13	3.3
5	Smotherman, Basil	4	0	45	11.3	5	13	.385	1	4	.250	0	0	.000	1	3	4	1.0	1	0	4	1	2	1	11	2.8
2	McKeeman, Jon	1	0	1	1.0	0	1	.000	0	0	.000	0	0	.000	0	0	0	0.0	0	0	0	0	0	0	0	0.0
11	Toyra, Stephen	1	0	2	2.0	0	1	.000	0	0	.000	0	0	.000	0	0	0	0.0	0	0	0	2	0	0	0	0.0
23	Taylor, Jacquil	2	0	9	4.5	0	2	.000	0	1	.000	0	0	.000	2	3	5	2.5	0	0	0	1	1	0	0	0.0
TM	TEAM														8	7	15	3.8	0		3				0	
TOTAL		4				103	212	.486	22	64	.344	91	122	.746	47	88	135	33.8	86	1	52	58	26	20	319	79.8
OPPONENTS		4				106	225	.471	30	73	.411	73	103	.709	42	77	119	29.8	98	3	58	49	16	29	315	78.8

2014-15 Wins Stats: 8-0

##	Player	GP	GS	Min	Avg	FG	FGA	Pct	3FG	FGA	Pct	FT	FTA	Pct	Off	Def	Tot	Avg	PF	FO	A	TO	Blk	Stl	Pts	Avg
12	Edwards, Vince	8	8	214	26.8	37	59	.627	10	23	.435	16	20	.800	24	30	54	6.8	13	0	20	12	5	3	100	12.5
21	Stephens, Kendall	8	6	178	22.3	28	69	.406	24	46	.522	13	17	.765	2	17	19	2.4	12	0	11	12	4	6	93	11.6
35	Davis, Rapheal	8	8	193	24.1	24	50	.480	2	10	.200	33	43	.767	2	17	19	2.4	15	0	20	12	2	8	83	10.4
44	Haas, Isaac	8	2	148	18.5	26	42	.619	0	0	.000	29	47	.617	16	26	42	5.3	16	0	5	14	9	0	81	10.1
20	Hammons, A.J.	8	6	164	20.5	30	64	.469	0	6	.000	19	32	.594	18	28	46	5.8	17	0	9	18	25	3	79	9.9
31	Mathias, Dakota	8	1	130	16.3	16	35	.457	12	29	.414	4	5	.800	1	17	18	2.3	10	0	12	2	0	2	48	6.0
0	Octeus, Jon	8	8	182	22.8	17	36	.472	1	7	.143	13	16	.813	10	23	33	4.1	20	0	20	10	3	8	48	6.0
1	Scott, Bryson	7	0	89	12.7	10	24	.417	1	3	.333	11	16	.688	2	7	9	1.3	11	1	12	8	2	9	32	4.6
3	Thompson, P.J.	8	1	153	19.1	8	24	.333	5	17	.294	6	8	.750	5	7	12	1.5	9	0	19	4	0	8	27	3.4
23	Taylor, Jacquil	5	0	35	7.0	5	10	.500	1	3	.333	2	4	.500	3	7	10	2.0	1	0	2	5	3	1	13	2.6
24	Brown, Anfernee	3	0	11	3.7	2	4	.500	1	2	.500	0	0	.000	1	4	5	1.7	3	0	0	1	0	1	5	1.7
5	Smotherman, Basil	8	0	100	12.5	5	19	.263	0	7	.000	3	7	.429	6	12	18	2.3	9	0	10	5	3	3	13	1.6
11	Toyra, Stephen	4	0	16	4.0	0	2	.000	0	1	.000	2	4	.500	0	2	2	0.5	1	0	0	3	0	0	2	0.5
2	McKeeman, Jon	4	0	12	3.0	0	1	.000	0	0	.000	0	0	.000	0	0	0	0.0	1	0	0	1	0	0	0	0.0
TM	TEAM														11	17	28	3.5	0		3				0	
TOTAL		8				208	439	.474	57	154	.370	151	219	.689	101	214	315	39.4	138	1	140	110	56	52	624	78.0
OPPONENTS		8				146	432	.338	38	132	.288	93	140	.664	84	163	247	30.9	189	7	80	126	18	47	423	52.9

2014-15 Losses Stats: 0-3

##	Player	GP	GS	Min	Avg	FG	FGA	Pct	3FG	FGA	Pct	FT	FTA	Pct	Off	Def	Tot	Avg	PF	FO	A	TO	Blk	Stl	Pts	Avg
44	Haas, Isaac	3	1	55	18.3	19	27	.704	0	0	.000	8	19	.421	9	10	19	6.3	8	0	0	4	1	1	46	15.3
21	Stephens, Kendall	3	2	85	28.3	11	30	.367	8	22	.364	12	13	.923	0	10	10	3.3	3	0	8	6	2	4	42	14.0
20	Hammons, A.J.	3	2	53	17.7	11	24	.458	0	0	.000	5	8	.625	8	6	14	4.7	11	1	2	5	8	1	27	9.0
0	Octeus, Jon	3	3	68	22.7	9	20	.450	2	3	.667	5	7	.714	7	8	15	5.0	10	1	9	4	1	2	25	8.3
35	Davis, Rapheal	3	3	68	22.7	9	17	.529	0	3	.000	2	3	.667	3	4	7	2.3	2	0	6	5	0	3	20	6.7
1	Scott, Bryson	3	0	46	15.3	7	15	.467	0	1	.000	4	6	.667	2	4	6	2.0	3	0	8	3	1	3	18	6.0
12	Edwards, Vince	3	3	82	27.3	8	19	.421	2	8	.250	0	1	.000	8	6	14	4.7	12	1	4	4	2	1	18	6.0
3	Thompson, P.J.	3	0	59	19.7	4	11	.364	2	6	.333	0	0	.000	1	2	3	1.0	7	0	1	2	0	1	10	3.3
5	Smotherman, Basil	3	0	28	9.3	4	6	.667	1	2	.500	0	0	.000	0	3	3	1.0	3	0	3	0	0	0	9	3.0
31	Mathias, Dakota	3	1	49	16.3	1	10	.100	1	6	.167	2	2	1.000	0	3	3	1.0	6	0	3	4	0	0	5	1.7
23	Taylor, Jacquil	1	0	7	7.0	0	1	.000	0	1	.000	0	0	.000	0	2	2	2.0	0	0	0	1	1	0	0	0.0
TM	TEAM														6	4	10	3.3	0			1				0
TOTAL		3				83	180	.461	16	52	.308	38	59	.644	44	62	106	35.3	65	3	44	39	16	16	220	73.3
OPPONENTS		3				85	167	.509	26	54	.481	46	76	.605	35	62	97	32.3	55	1	50	38	10	20	242	80.7

2014-15 Individual Superlatives

Category	Purdue	Opponent
Points	26 by Vince Edwards vs. IUPUI (11-16-14)	32 by Tyler Haws, BYU (11-26-14)
Points (Half)	19 (1st) by Vince Edwards vs. IUPUI (11-16-14)	20 (2nd) by Tyler Haws, BYU (11-26-14)
Field Goals Made	11 by Vince Edwards vs. IUPUI (11-16-14)	9 by Riley LaChance, Vanderbilt (12-13-14) 9 by Tyler Haws, BYU (11-26-14) 9 by Marcus Foster, Kansas State (11-24-14)
Field Goal Attempts	16 by Vince Edwards vs. IUPUI (11-16-14)	19 by Tyler Haws, BYU (11-26-14)
Field Goal Percentage (min. 6 made)	.778 (7-9) by Vince Edwards vs. BYU (11-26-14)	.692 (9-13) by Riley LaChance, Vanderbilt (12-13-14)
Three-Pointers Made	6 by Kendall Stephens vs. Arkansas State (12-10-14) 6 by Kendall Stephens vs. IUPUI (11-16-14)	5 by Dallas Moore, North Florida (12-6-14) 5 by Marcus Foster, Kansas State (11-24-14)
Three-Point Attempts	9 by Kendall Stephens vs. IUPUI (11-16-14)	11 by Chase Fischer, BYU (11-26-14)
Three-Point Percentage (min. 4 made)	.857 (6-7) by Kendall Stephens vs. Arkansas State (12-10-14)	.625 (5-8) by Dallas Moore, North Florida (12-6-14) .625 (5-8) by Marcus Foster, Kansas State (11-24-14)
Free Throws Made	14 by Rapheal Davis vs. Missouri (11-25-14)	13 by Tyler Haws, BYU (11-26-14)
Free Throw Attempts	18 by Rapheal Davis vs. Missouri (11-25-14)	14 by Tyler Haws, BYU (11-26-14)
Free Throw Percentage (min. 8 made)	.909 (10-11) by Rapheal Davis vs. BYU (11-26-14)	.929 (13-14) by Tyler Haws, BYU (11-26-14)
Offensive Rebounds	7 by Vince Edwards vs. North Carolina State (12-2-14)	5 by Nouhoum Bocoum, Arkansas State (12-10-14)
Defensive Rebounds	7 by A.J. Hammons vs. IPFW (12-8-14) 7 by Vince Edwards vs. Samford (11-14-14)	8 by Mo Evans, IPFW (12-8-14)
Total Rebounds	12 by A.J. Hammons vs. IPFW (12-8-14)	10 by Nouhoum Bocoum, Arkansas State (12-10-14)
Assists	6 by Rapheal Davis vs. North Carolina State (12-2-14) 6 by Jon Octeus vs. Missouri (11-25-14)	8 by Kyle Collinsworth, BYU (11-26-14)
Blocked Shots	5 by A.J. Hammons vs. IPFW (12-8-14) 5 by A.J. Hammons vs. North Florida (12-6-14)	3 by Tyler Haws, BYU (11-26-14)
Steals	3 by Bryson Scott vs. Grambling (11-20-14)	6 by Kyle Collinsworth, BYU (11-26-14)
Minutes	41 by Vince Edwards vs. BYU (11-26-14)	40 by Kyle Collinsworth, BYU (11-26-14)

2014-15 Team Superlatives

Category	Purdue	Opponent
Points	87, Two Times	88 by Kansas State (11-24-14)
Low	63 vs. IPFW (12-8-14)	30 by Grambling (11-20-14)
Points (Half)	55 (2nd) vs. Kansas State (11-24-14)	49 (2nd) by Kansas State (11-24-14)
Low	24 (1st) vs. Kansas State (11-24-14)	15, Two Times
Field Goals Made	31 vs. Grambling (11-20-14)	32 by Kansas State (11-24-14)
Low	22, Two Times	11 by Grambling (11-20-14)
Field Goal Attempts	74 vs. North Florida (12-6-14)	66 by Samford (11-14-14)
Low	47, Two Times	41 by Grambling (11-20-14)
Field Goal Percentage	.553 (26-47) vs. Samford (11-14-14)	.583 (28-48) by Vanderbilt (12-13-14)
Low	.392 (29-74) vs. North Florida (12-6-14)	.227 (15-66) by Samford (11-14-14)
Field Goal Percentage (Half)	.667 (16-24; 1st) vs. Samford (11-14-14)	.630 (17-27; 2nd) by Kansas State (11-24-14)
Low	.310 (13-42; 2nd) vs. North Florida (12-6-14)	.200 (6-30; 1st) by Samford (11-14-14)
Three-Pointers Made	9, Four Times	10 by North Florida (12-6-14)
Low	3 vs. Vanderbilt (12-13-14)	2 by Arkansas State (12-10-14)
Three-Point Attempts	25 vs. Grambling (11-20-14)	22 by North Florida (12-6-14)
Low	11 vs. Vanderbilt (12-13-14)	11 by North Carolina State (12-2-14)
Three-Point Percentage	.477 (8-17) vs. IUPUI (11-16-14)	.643 (9-14) by Vanderbilt (12-13-14)
Low	.211 (4-19) vs. North Florida (12-6-14)	.143 (2-14) by Arkansas State (12-10-14)
Free Throws Made	33 vs. Missouri (11-25-14)	24 by BYU (11-26-14)
Low	8, Two Times	4 by Grambling (11-20-14)
Free Throw Attempts	43 vs. Missouri (11-25-14)	32 by BYU (11-26-14)
Low	16 vs. North Florida (12-6-14)	11 by Samford (11-14-14)
Free Throw Percentage	.778 (28-36) vs. BYU (11-26-14)	.800 (16-20) by Missouri (11-25-14)
Low	.500 (8-16) vs. North Florida (12-6-14)	.333 (4-12) by Grambling (11-20-14)
Personal Fouls	23, Two Times	32 by IUPUI (11-16-14)
Low	12 vs. Arkansas State (12-10-14)	14 by IPFW (12-8-14)
Total Rebounds	50 vs. North Florida (12-6-14)	39 by North Florida (12-6-14)
Low	29 vs. Vanderbilt (12-13-14)	25 by Vanderbilt (12-13-14)
Rebound Margin	+14 (41-27) vs. Grambling (11-20-14)	+6 (33-27) by Kansas State (11-24-14)
Assists	24 vs. Grambling (11-20-14)	18 by Kansas State (11-24-14)
Low	7 vs. Vanderbilt (12-13-14)	4 by Grambling (11-20-14)
Turnovers	17 vs. BYU (11-26-14)	27 by Grambling (11-20-14)
Low	10, Two Times	9, Two Times
Turnover Margin	+14 (13-27) vs. Grambling (11-20-14)	+6 (11-17) by BYU (11-26-14)
Blocked Shots	10 vs. IPFW (12-8-14)	7 by BYU (11-26-14)
Low	2 vs. North Carolina State (12-2-14)	0, Two Times
Steals	11 vs. Grambling (11-20-14)	9, Two Times
Low	3, Two Times	1 by Grambling (11-20-14)
Pts. / Possession	1.28 vs. Arkansas State (12-10-14)	1.27 by Kansas State (11-24-14)
Low	0.99, Two Times	0.44 by Grambling (11-20-14)

2014-15 Miscellaneous Single-Game Information

Date	Opponent	Biggest Lead		Lead Chang.	Ties	[---Time In the Lead---]			Biggest Run		Paint	Off TO	2nd-ch.	Fast B.	Bench	Fr.	So.	Jr.	Sr.
		PU	Opp.			PU	Opp.	Tied	PU	Opp.									
N14	Samford	43	1	2	0	38:40	0:19	1:01	19	6	32-10	13-5	12-11	8-2	35-17	37	19	20	4
N16	IUPUI	20	0	0	0	39:45	0:00	0:15	12	7	34-20	24-17	12-8	10-6	13-44	34	29	8	6
N20	Grambling	52	0	0	0	39:46	0:00	0:14	13	5	44-12	41-4	15-4	8-2	52-15	39	21	15	7
N24	Kansas State	2	20	4	5	1:45	32:55	4:48	6	11	32-36	9-22	12-12	4-12	36-29	31	30	6	12
N25	Missouri	34	0	0	0	39:01	0:00	0:59	10	6	30-20	23-12	15-10	14-4	25-27	25	15	34	8
N26	BYU	8	4	11	12	26:13	13:13	5:34	11	7	38-28	9-17	7-16	2-14	20-27	43	6	30	8
D2	North Carolina State	9	2	9	8	29:28	3:17	6:40	9	7	22-18	9-18	22-14	0-5	23-25	39	9	18	0
D6	North Florida	13	6	4	1	32:19	6:19	1:22	11	13	40-28	15-15	16-18	0-4	25-17	26	14	21	9
D8	IPFW	21	3	1	0	37:19	1:44	0:57	15	8	36-18	11-13	11-5	4-6	32-5	24	13	20	6
D10	Arkansas State	41	0	0	0	39:34	0:00	0:26	11	4	38-24	15-5	13-9	8-2	47-15	28	31	19	9
D13	Vanderbilt	1	22	6	1	1:09	37:21	1:30	6	10	36-24	21-14	13-12	13-6	30-31	22	25	20	4
D20	Notre Dame																		
D22	Gardner-Webb																		
D31	Minnesota																		
J3	Michigan																		
J7	Wisconsin																		
J10	Maryland																		
J17	Illinois																		
J21	Penn State																		
J24	Iowa																		
J28	Indiana																		
J31	Northwestern																		
F4	Ohio State																		
F7	Minnesota																		
F12	Rutgers																		
F15	Nebraska																		
F19	Indiana																		
F26	Rutgers																		
M1	Ohio State																		
M4	Michigan State																		
M7	Illinois																		
M11	Big Ten Tournament																		
PURDUE TOTALS		52							19		382	190	148	71	338	348	212	211	73
PURDUE AVERAGES											34.7	17.3	13.5	6.5	30.7	31.6	19.3	19.2	6.6
OPPONENT TOTALS		22							13		238	142	119	63	252				
OPPONENT AVERAGES											21.6	12.9	10.8	5.7	22.9				

2014-15 Points-Rebounds-Assists

Date	Opponent	#0	#1	#2	#3	#5	#11	#12	#20	#21	#23	#24	#30	#31	#35	#44
		Octeus	Scott	McKee.	Thomps.	Smother.	Toyra	Edwards	Hamm.	Steph.	Taylor	Brown	Beshe.	Mathias	Davis	Haas
N14	Samford	4-4-2	7-1-1	0-0-0	0-0-3	2-5-2	2-1-0	13-8-2	5-3-3	10-2-1	7-3-0	0-0-0	DNP	6-4-3	13-2-3	11-8-1
N16	IUPUI	6-3-4	5-2-0	DNP	0-1-1	0-0-0	DNP	26-8-0	6-4-2	24-4-1	0-2-0	DNP	DNP	2-0-4	2-1-2	6-1-0
N20	Grambling	7-2-2	8-1-2	0-0-0	6-2-4	4-6-5	0-0-0	2-6-3	6-7-0	6-0-2	5-2-2	3-2-0	DNP	9-5-0	9-1-2	17-6-2
N24	Kansas State	12-2-6	6-1-2	DNP	3-1-0	3-0-1	DNP	4-4-1	6-2-1	21-3-3	0-2-0	DNP	DNP	5-0-2	0-2-3	19-6-0
N25	Missouri	8-6-4	2-0-1	0-0-0	7-1-2	4-3-1	0-0-0	6-5-2	12-6-0	9-3-0	0-3-0	DNP	DNP	6-1-1	22-3-0	6-8-1
N26	BYU	8-4-3	2-0-2	DNP	4-1-1	0-0-2	DNP	25-9-2	12-4-1	4-5-1	DNP	DNP	DNP	2-2-1	18-4-1	12-2-0
D2	North Carolina State	0-4-1	DNP	DNP	3-3-4	0-0-0	DNP	16-9-2	15-5-0	9-2-2	DNP	DNP	DNP	7-2-1	3-4-6	13-7-0
D6	North Florida	9-10-2	2-3-4	DNP	7-2-1	2-2-2	DNP	5-7-2	16-7-1	10-4-4	DNP	DNP	DNP	0-3-0	5-2-2	14-6-0
D8	IPFW	6-9-3	0-2-2	DNP	2-2-2	0-0-0	DNP	6-4-4	13-12-1	13-2-2	DNP	DNP	DNP	6-1-2	7-1-2	10-5-0
D10	Arkansas State	9-1-1	8-3-4	0-0-0	5-2-2	3-4-0	0-1-0	6-5-5	10-5-2	18-1-2	1-0-0	2-3-0	DNP	10-3-0	9-3-4	6-5-1
D13	Vanderbilt	4-3-1	10-2-2	DNP	0-0-0	4-1-0	DNP	9-3-1	5-5-0	11-3-1	DNP	DNP	DNP	0-0-1	15-3-1	13-7-0
D20	Notre Dame															
D22	Gardner-Webb															
D31	Minnesota															
J3	Michigan															
J7	Wisconsin															
J10	Maryland															
J17	Illinois															
J21	Penn State															
J24	Iowa															
J28	Indiana															
J31	Northwestern															
F4	Ohio State															
F7	Minnesota															
F12	Rutgers															
F15	Nebraska															
F19	Indiana															
F26	Rutgers															
M1	Ohio State															
M4	Michigan State															
M7	Illinois															
M11	Big Ten Tournament															

Individual Production

10+ Points	2015	Career
Isaac Haas	8 (5-3)	8 (5-3)
Kendall Stephens	7 (4-3)	18 (9-9)
A.J. Hammons	6 (5-1)	43 (21-22)
Rapheal Davis	4 (3-1)	18 (9-9)
Vince Edwards	4 (4-0)	4 (4-0)
Bryson Scott	1 (0-1)	11 (4-7)
Dakota Mathias	1 (1-0)	1 (1-0)
Basil Smotherman	0	3 (3-0)

20+ Points	2015	Career
Vince Edwards	2 (2-0)	2 (2-0)
Kendall Stephens	2 (1-1)	2 (1-1)
Rapheal Davis	1 (1-0)	2 (1-1)
A.J. Hammons	0	4 (1-3)

30+ Points	2015	Career
A.J. Hammons	0	1 (0-1)

10+ Rebounds	2015	Career
A.J. Hammons	1 (1-0)	13 (6-7)
Jon Octeus	1 (0-1)	1 (0-1)
Rapheal Davis	0	1 (0-1)
Bryson Scott	0	1 (0-1)

Double-Doubles	2015	Career
A.J. Hammons	1 (1-0)	10 (4-6)
Rapheal Davis	0	1 (0-1)
Bryson Scott	0	1 (0-1)
Basil Smotherman	0	1 (1-0)

Statsheet Stuffer	2015	Career
A.J. Hammons	2 (1-1)	10 (6-4)
Vince Edwards	1 (1-0)	1 (1-0)
Rapheal Davis	0	1 (1-0)
Kendall Stephens	0	1 (0-1)

► *At least five in three categories (pt, reb, ast, stl, blk).*

Consecutive 10+ Point Games

Kendall Stephens	4
Rapheal Davis	1
Isaac Haas	1
Bryson Scott	1

Consecutive Games With a 3-Pointer

Kendall Stephens	21
Jon Octeus	2
Vince Edwards	1

Consecutive Free Throws Made

Kendall Stephens	11
Rapheal Davis	5
Bryson Scott	4
Dakota Mathias	3
Isaac Haas	1
A.J. Hammons	1
Jon Octeus	1
Basil Smotherman	1
Stephen Toyra	1

Opening Tips

A.J. Hammons	5 (5-0)	3 (1-2)
Isaac Haas	2 (2-0)	1 (0-1)
Team Totals	7 (7-0)	4 (1-3)

Dunks

Isaac Haas	7	7
Basil Smotherman	3	12
A.J. Hammons	2	55
Rapheal Davis	2	5
Jacquil Taylor	2	2

And-Ones

Isaac Haas	3-8	.375
Rapheal Davis	4-5	.800
Vince Edwards	2-5	.400
A.J. Hammons	2-4	.500
Jon Octeus	2-3	.667
Bryson Scott	1-2	.500
Kendall Stephens	1-1	1.000
Purdue Totals	15-27	.556

Charges Taken

2015	Career
Basil Smotherman	4 6
Rapheal Davis	2 5
Vince Edwards	2 2
A.J. Hammons	1 1
Dakota Mathias	1 1
P.J. Thompson	1 1
Stephen Toyra	0 2
Bryson Scott	0 1
Kendall Stephens	0 1

First Sub

2015	Career	
Isaac Haas	5	5
A.J. Hammons	3	12
Dakota Mathias	3	3
Kendall Stephens	2	7
P.J. Thompson	2	2
Bryson Scott	1	8
Basil Smotherman	1	5
Rapheal Davis	0	10
Stephen Toyra	0	1

First Points

2P	3P	FT	Tot.
Vince Edwards	3	1	4
Isaac Haas	3		3
A.J. Hammons	2		2
Rapheal Davis	1		1
Kendall Stephens	1		1

Points Leader

Vince Edwards	4 (4-0)	4 (4-0)
Rapheal Davis	3 (2-1)	7 (3-4)
Kendall Stephens	3 (2-1)	5 (2-3)
A.J. Hammons	2 (1-1)	18 (7-11)
Isaac Haas	1 (1-0)	1 (1-0)
Bryson Scott	0	5 (3-2)

Rebounds Leader

Vince Edwards	5 (5-0)	5 (5-0)
Isaac Haas	5 (3-2)	5 (3-2)
A.J. Hammons	4 (4-0)	32 (16-16)
Jon Octeus	1 (0-1)	1 (0-1)
Rapheal Davis	0	10 (4-6)
Bryson Scott	0	3 (1-2)
Basil Smotherman	0	2 (1-1)

Assists Leader

Jon Octeus	4 (3-1)	4 (3-1)
Bryson Scott	2 (0-2)	7 (3-4)
Rapheal Davis	2 (2-0)	3 (3-0)
Vince Edwards	2 (2-0)	2 (2-0)
Dakota Mathias	2 (2-0)	2 (2-0)
Kendall Stephens	1 (0-1)	3 (1-2)
A.J. Hammons	1 (1-0)	1 (1-0)
Basil Smotherman	1 (1-0)	1 (1-0)
P.J. Thompson	1 (1-0)	1 (1-0)

**PURDUE'S RECORD WHEN...**

Category	2014-15	Painter	Str.
All Games	8-3	199-115	L-1
At Home	6-1	129-29	W-2
On Road	0-1	39-56	L-8
At Neutral Sites	2-1	31-30	W-2
vs. Big Ten Foes		95-77	L-7
Big Ten Regular-Season		89-69	L-6
Big Ten Tournament		6-8	L-3
At Home		56-23	L-3
On Road		33-46	L-7
At Neutral Site		6-8	L-3
vs. Non-Conference Foes	8-3	104-38	L-1
At Home	6-1	73-6	W-2
On Road	0-1	6-11	L-1
At Neutral Site	2-1	25-20	W-2
vs. Ranked Opponent		25-55	L-8
vs. Unranked Opponent	8-3	174-60	L-1
In Overtime	1-0	5-7	W-1
Leading at Halftime	8-1	164-29	W-2
Trailing at Halftime	0-2	26-81	L-12
Tied at Halftime		8-6	W-2
Games Decided by 1-9 Pts.	2-2	69-58	L-1
3 Points or Less	1-1	25-21	L-1
4-6 Points	1-0	17-12	W-1
7-9 Points	0-1	27-25	L-4
Games Decided by 10+ Pts.	6-1	130-57	L-1
10-19 Points	0-1	72-45	L-3
20-Plus Points	6-0	58-12	W-11
Purdue Shoots 48% or Better	4-1	80-10	W-1
Purdue Shoots Less Than 48%	4-2	119-105	L-1
Opp. Shoots 48% or Better	0-2	13-50	L-7
Opp. Shoots Less Than 48%	8-1	186-65	W-2
Purdue Shoots Better Than Opp.	7-1	163-24	W-4
Opp. Shoots Better / Equal %	1-2	36-91	L-2
Purdue Outrebounds Opp.	8-2	137-39	L-1
Opp. Outreb. / Equals Purdue	0-1	62-76	L-5
Purdue Has More FT Attempts	7-0	140-23	W-7
Opp. Has More / Equal FT Att.	1-3	59-92	L-1
Purdue Makes 10+ 3-Ptrs.		27-6	W-1
Purdue Makes 5-9 3-Ptrs.	8-1	138-58	W-5
Purdue Makes 0-4 3-Ptrs.	0-2	34-51	L-9
Opp. Makes 10+ 3-Ptrs.	0-1	8-16	L-3
Opp. Makes 5-9 3-Ptrs.	4-2	109-72	L-1
Opp. Makes 0-4 3-Ptrs.	4-0	82-27	W-4
Purdue Has 0-9 Turnovers		52-25	L-1
Purdue Has 10-15 Turnovers	5-3	111-58	L-1
Purdue Has 16+ Turnovers	3-0	36-32	W-3
Opp. Has 0-9 Turnovers	1-1	21-35	W-1
Opp. Has 10-15 Turnovers	4-2	88-58	L-1
Opp. Has 16+ Turnovers	3-0	90-22	W-3
Purdue Has Fewer TOs	4-2	139-46	L-1
Purdue Has More / Equal TOs	4-1	60-69	W-3
Purdue Wins Reb. & TO Margin	4-2	82-7	L-1
Purdue Scores 0-49 Pts.		1-8	L-6
Purdue Scores 50-59 Pts.		7-32	L-6
Purdue Scores 60-69 Pts.	2-0	67-48	W-2
Purdue Scores 70-79 Pts.	1-3	72-21	L-3
Purdue Scores 80-89 Pts.	5-0	41-6	W-7
Purdue Scores 90+ Pts.		11-0	W-73
Opp. Scores 0-49 Pts.	4-0	36-1	W-7
Opp. Scores 50-59 Pts.	1-0	62-3	W-4
Opp. Scores 60-69 Pts.	2-0	75-36	W-2
Opp. Scores 70-79 Pts.	0-1	24-45	L-5
Opp. Scores 80-89 Pts.	1-2	1-24	L-1
Opp. Scores 90+ Pts.		1-6	L-3
0-1 Player in Double Figures	1-0	3-5	W-1
2 Players in Double Figures	2-0	40-35	W-2
3 Players in Double Figures	3-2	82-56	W-2
4 Players in Double Figures	2-1	58-14	L-1
5+ Players in Double Figures		16-5	L-2
In November	5-1	45-13	W-2
In December	3-2	53-19	L-1
In January		39-32	L-3
In February		39-35	L-3
In March		23-26	L-5
On Sunday	1-0	28-17	W-1
On Monday	1-1	7-3	W-1
On Tuesday	2-0	34-17	W-2
On Wednesday	2-0	40-21	W-2
On Thursday	1-0	11-14	W-1
On Friday	1-0	19-9	W-1
On Saturday	0-2	60-34	L-2

2014-15 STARTING LINEUP INFORMATION

Guard	Guard	G / F	Forward	F / C	Games	Record
Octeus	Stephens	Davis	Edwards	Hammons	1, 2, 3, 4, 5, 6, 7, 8	6-2
Octeus	Thompson	Davis	Edwards	Haas	9	1-0
Octeus	Mathias	Davis	Edwards	Haas	10, 11	1-1

Start Chart

Player	12	13	14	15	Tot.	Cons.	Record as Starter	Last Non-Start / Start
A.J. Hammons	27	25	8	60			29-31	Dec. 8, 2014 vs. IPFW
Rapheal Davis	17	15	11	43	17		21-22	Feb. 20, 2014 vs. Michigan State
Kendall Stephens	16	8	24		13-11			Dec. 8, 2014 vs. IPFW
Vince Edwards		11	11	11		8-3		Never
Jon Octeus			11	11	11	8-3		March 23, 2013 vs. Louisville (CSU)
Basil Smotherman		16		16		9-7		
Bryson Scott		2		2		2-0		
Isaac Haas			3	3	3	2-1		Dec. 6, 2014 vs. North Florida
Dakota Mathias			2	2	2	1-1		Dec. 8, 2014 vs. IPFW
P.J. Thompson			1	1		1-0		Dec. 10, 2014 vs. Arkansas State

▶ THE LAST TIME THAT

Individual - Scoring

Scored 20 Points: 25 by Vince Edwards vs. BYU (11-26-14)
Scored 30 Points: 32 by Terone Johnson vs. [7] Michigan (3-6-13)
Scored 40 Points: 44 by Glenn Robinson vs. [13] Kansas (3-24-94)
Scored 50 Points: 61 by Rick Mount vs. Iowa (2-28-70)
Two Players Had 20 Points: 26 by Vince Edwards, 24 by Kendall Stephens vs. IUPUI (11-16-14)
Two Players Had 25 Points: 26 by E'Twaun Moore, 25 by JaJuan Johnson vs. Oakland (11-21-10)
Two Players Had 30 Points: 40 by Rick Mount, 31 by Billy Keller vs. Indiana (3-8-69)
Three Players Had 20 Points: 29 by Mike Robinson, 25 by Brad Miller, 24 by Brian Cardinal vs. Louisiana-Monroe (11-20-97)
Four Players Had 15 Points: 18 by Robbie Hummel, 18 by E'Twaun Moore, 16 by JaJuan Johnson, 15 by Chris Kramer vs. Minnesota (1-5-10)
Purdue / Opposing Player Had 30 Points: 35 by Robbie Hummel, 32 by Evan Turner; Ohio State (1-12-10)
Scored in Double Figures in 10 Straight Games: 13 by Ronnie Johnson (3-9-13 to 12-4-13)
Scored in Double Figures in 20 Straight Games: 43 by JaJuan Johnson (2-24-10 to 3-20-11)
Scored in Double Figures in 30 Straight Games: 43 by JaJuan Johnson (2-24-10 to 3-20-11)
Scored in Double Figures in 40 Straight Games: 43 by JaJuan Johnson (2-24-10 to 3-20-11)
Scored in Double Figures in 50 Straight Games: 55 by Glenn Robinson (12-29-92 to 3-26-94)

Individual - Double-Doubles

Double-Double: 13 p, 12 r by A.J. Hammons vs. IPFW (12-8-14)
Triple-Double: 16 p, 16 r, 11 b by Joe Barry Carroll vs. Arizona (12-10-77)
20-10 Game: 20 p, 14 r by A.J. Hammons vs. Minnesota (2-5-14)
30-10 Game: 35 p, 10 r by Robbie Hummel vs. Ohio State (1-12-10)
Back-to-Back 20-10 Games: JaJuan Johnson -- 25 p, 11 r vs. Oakland (11-21-10); 21 p, 11 r vs. Austin Peay (11-23-10)
Double-Double in Points and Rebounds: 13 p, 12 r by A.J. Hammons vs. IPFW (12-8-14)
Double-Double in Points and Assists: 10 p, 10 a by Lewis Jackson vs. [7] Ohio State (3-9-12)
Double-Double in Two Consecutive Games: 2 by A.J. Hammons (3-2-14 to 3-5-14)
Double-Double in Three Consecutive Games: 3 by Carl Landry (2-28-07 to 3-9-07)
Double-Double in Four Consecutive Games: 4 by Glenn Robinson (12-21-93 to 1-5-94)
Double-Double in Five Consecutive Games: 5 by John Garrett (1-2-75 to 1-13-75)
Two Players Recorded Double-Doubles: 10 p, 10 r by Donnie Hale; 15 p, 12 r by A.J. Hammons vs. Penn State (2-5-13)
Three Players Recorded Double-Doubles: 3 vs. Miami, Ohio (12-21-77)

Individual - Field Goals

Made 12 FGs in a Game: 12 by Terone Johnson vs. [7] Michigan (3-6-13)
Made 13 FGs in a Game: 13 by E'Twaun Moore vs. [2] Ohio State (2-20-11)
Made 14 FGs in a Game: 15 by Glenn Robinson vs. [13] Kansas (3-24-94)
Made 15 FGs in a Game: 15 by Glenn Robinson vs. [13] Kansas (3-24-94)
Attempted 20 FGs in a Game: 22 by Terone Johnson vs. Santa Clara (3-25-13); 21 by Ronnie Johnson vs. Santa Clara (3-25-13)
Attempted 21 FGs in a Game: 22 by Terone Johnson vs. Santa Clara (3-25-13); 21 by Ronnie Johnson vs. Santa Clara (3-25-13)
Attempted 22 FGs in a Game: 22 by Terone Johnson vs. Santa Clara (3-25-13)
Attempted 23 FGs in a Game: 23 by JaJuan Johnson vs. Iowa (3-5-11)
Attempted 24 FGs in a Game: 24 by JaJuan Johnson vs. Virginia Tech (12-1-10)
Attempted 25 FGs in a Game: 25 by Chad Austin vs. Penn State (2-21-98)
Attempted 30 FGs in a Game: 33 by Glenn Robinson vs. [13] Kansas (3-24-94)

Individual - Three-Pointers

Made 6 3-pointers in a Game: 6 by Kendall Stephens vs. Arkansas State (12-10-14)
Made 7 3-pointers in a Game: 7 by D.J. Byrd vs. [3] Ohio State (2-7-12)
Made 8 3-pointers in a Game: 8 by Ryne Smith vs. High Point (11-14-11)
Made 9 3-pointers in a Game: Never
Attempted 10 3-pointers in a Game: 11 by Kendall Stephens vs. Kansas State (11-24-14)
Attempted 11 3-pointers in a Game: 11 by Kendall Stephens vs. Kansas State (11-24-14)
Attempted 12 3-pointers in a Game: 15 by Ryne Smith vs. High Point (11-14-11)
Attempted 13 3-pointers in a Game: 15 by Ryne Smith vs. High Point (11-14-11)
Attempted 14 3-pointers in a Game: 15 by Ryne Smith vs. High Point (11-14-11)
Made a 3-pointer in 20 Straight Games: 20 by Kendall Stephens (2-5-14 to present)
Made two 3-pointers in 10 Straight Games: 11 by D.J. Byrd (12-15-12 to 1-27-13)
Made three 3-pointers in 5 Straight Games: 5 by E'Twaun Moore (2-27-08 to 3-14-08)

Individual - Free Throws

Made 12 free throws in a Game: 14 by Rapheal Davis vs. Missouri (11-25-14)
Made 13 free throws in a Game: 14 by Rapheal Davis vs. Missouri (11-25-14)
Made 14 free throws in a Game: 14 by Rapheal Davis vs. Missouri (11-25-14)
Made 15 free throws in a Game: 15 by Carl Landry vs. South Alabama (11-22-05)
Attempted 15 free throws in a Game: 18 by Rapheal Davis vs. Missouri (11-25-14)
Attempted 18 free throws in a Game: 18 by Rapheal Davis vs. Missouri (11-25-14)
Attempted 20 free throws in a Game: 21 by Brad Miller vs. Rhode Island (3-13-97)
Made all free throws (min. 12 attempts): 12-of-12 by Robbie Hummel vs. Illinois (2-20-10)

Individual - Rebounds

Grabbed 15 Rebounds: 16 by A.J. Hammons vs. [3] Ohio State (12-31-13)
Grabbed 16 Rebounds: 16 by A.J. Hammons vs. [3] Ohio State (12-31-13)
Grabbed 17 Rebounds: 17 by JaJuan Johnson vs. Michigan State (2-27-11)
Grabbed 18 Rebounds: 18 by Brad Miller vs. Ohio State (2-5-97)
Grabbed 19 Rebounds: 20 by William Franklin vs. [20] Michigan (2-5-72)
Grabbed 20 Rebounds: 20 by William Franklin vs. [20] Michigan (2-5-72)
Grabbed 8 Offensive Rebounds: 9 by Ivan Kartelo vs. Chicago State (12-6-03)
Grabbed 12 Defensive Rebounds: 14 by JaJuan Johnson vs. Michigan State (2-27-11)
Grabbed 10-Plus Rebounds in Two Consecutive Games: 2 by A.J. Hammons (3-2-14 to 3-5-14)
Grabbed 10-Plus Rebounds in Three Consecutive Games: 3 by JaJuan Johnson (1-1-10 to 1-9-10)
Two Players Had 10 Rebounds: 2 vs. Minnesota (2-5-14); 14 by A.J. Hammons, 11 by Erick Peck

Individual - Assists

Dished Out 8 Assists: 8 by Ronnie Johnson vs. Minnesota (2-5-14)
Dished Out 9 Assists: 9 by Ronnie Johnson vs. Villanova (11-15-12)
Dished Out 10 Assists: 10 by Lewis Jackson vs. [7] Ohio State (3-9-12)
Dished Out 11 Assists: 12 by Austin Parkinson vs. Penn State (2-4-04)
Dished Out 12 Assists: 12 by Austin Parkinson vs. Penn State (2-4-04)
Dished Out 5-plus assists in five straight games: 6 by Lewis Jackson (2-12-12 to 3-4-12)
Dished Out 10-plus assists in two straight games: 2 by Carson Cunningham (12-18-00 to 12-22-00)

Individual - Blocked Shots

5 Blocks: 5 by A.J. Hammons vs. IPFW (12-8-14)
6 Blocks: 6 by A.J. Hammons vs. Minnesota (2-5-14)
7 Blocks: 7 by A.J. Hammons vs. Central Connecticut State (11-13-13)
8 Blocks: 9 by Joe Barry Carroll vs. Northwestern (3-2-78)
Blocked 5-Plus Shots in Two Straight Games: 2 by A.J. Hammons (1-13-13 to 1-16-13)

Individual - Steals

Grabbed 5 Steals: 5 by E'Twaun Moore vs. IPFW (12-21-10)
Grabbed 6 Steals: 6 by E'Twaun Moore vs. Arkansas-Pine Bluff (12-6-08)
Grabbed 7 Steals: 7 by Brian Cardinal vs. South Carolina (12-22-98)

Individual - Minutes

Freshman Played 40 Minutes: 41 by Vince Edwards vs. BYU (11-26-14)
Played Every Minute: 40 by JaJuan Johnson vs. Minnesota (1-29-11)
Played Every Minute of an Overtime Game: 45 by Bryant Dillon and Chris Lutz vs. Northwestern (1-25-06)
Freshman Played Every Minute of a Game: 45 by Chris Lutz vs. Northwestern (1-25-06)

P THE LAST TIME THAT**Individual - Fouls****Technical Foul - Player:** Ronnie Johnson vs. Penn State (2-2-14)**Technical Foul - Coach:** Matt Painter vs. Butler (12-14-13)**Fouled Out:** Jon Octeus vs. Vanderbilt (12-13-14)**Two Players Fouled Out:** 2; A.J. Hammons, Vince Edwards vs. North Florida (12-6-14)**Three Players Fouled Out:** 3 vs. Oklahoma State (11-28-13)**Four Players Fouled Out:** 4 vs. [4] North Carolina (12-29-86)**Team - Scoring****Won by 40 or More Points:** 41 (87-46) vs. Arkansas State (12-10-14)**Won by 40 or More Points (Big Ten):** 44 (120-76) vs. Indiana (3-8-69)**Lost by 20 or More Points:** 28 (55-83) vs. [1] Indiana (2-16-13)**Lost by 30 or More Points:** 37 (60-97) vs. [3] Indiana (1-30-13)**Scored 90 or More Points:** 109 vs. Central Connecticut State (11-13-13)**Scored 100 or More Points:** 109 vs. Central Connecticut State (11-13-13)**Scored 100 or More Points (Big Ten):** 107 (107-75) vs. Ohio State (2-7-98)**Scored 100 or More Points in Consecutive Games:** 111 (111-112) vs. Iowa (2-11-74); 107 (107-80) vs. Wisconsin (2-16-74)**Scored 90 or More Points and Lost:** 96 (96-104) vs. Iowa State (1-24-87)**Scored 100 or More Points and Lost:** 111 (111-112) vs. Iowa (2-11-74)**Scored 50 or Fewer Points:** 49 vs. Ohio State (2-8-14)**Scored 50 or Fewer Points in Consecutive Games:** 48 (48-62) vs. Minnesota (2-25-99); 46 vs. [3] Michigan State (2-28-99)**Scored 40 or Fewer Points:** 39 vs. Northwestern (2-11-04)**Scored 50 or Fewer Points and Won:** 49 (49-45) vs. Iowa (2-14-09)**Scored 60 Points in a Half:** 60 (2nd) vs. Penn State (3-2-02)**Scored 50 Points in Both Halves:** (54-55) vs. Central Connecticut State (11-13-13)**Scored 15 Points or Less in a Half:** 14 (1st) vs. Richmond (11-27-10)**Scored 20 Points or Less in a Half:** 16 (1st) vs. Iowa (2-27-13)**Allowed 100 or More Points:** 101 (87-101) vs. [6] Kentucky (12-3-96)**Allowed 100 or More Points (Big Ten):** 106 (65-106) vs. [4] Indiana (1-28-92)**Allowed 50 or Fewer Points:** 46 (87-46) vs. Arkansas State (12-10-14)**Allowed 40 or Fewer Points:** 30 (82-30) vs. Grambling (11-20-14)**Allowed 60 Points in a Half:** 62 (2nd) by Michigan State (1-25-89)**Allowed 15 Points or Less in a Half:** 15 (2nd) by Grambling (11-20-14)**Allowed 20 Points or Less in a Half:** 18 (1st) by Arkansas State (12-10-14)**Team - Shooting****Shot 30.0 Percent or Lower From the Field:** .276 (16-58) vs. Northwestern (1-21-14)**Shot 35.0 Percent or Lower From the Field and Won:** .319 (18-57) vs. Penn State (1-18-14)**Shot 50.0 Percent or Higher From the Field and Lost:** .549 (28-51) vs. Kansas State (11-24-14)**Shot 55.0 Percent From the Field:** .553 (26-47) vs. Samford (11-14-14)**Shot 55.0 Percent From the Field in Consecutive Games:** .585 (31-53) vs. Wofford (11-19-05); .580 (29-50) vs. South Alabama (11-22-05)**Shot 60.0 Percent From the Field:** .612 (30-49) vs. [22] Michigan 2-11-06)**Shot 65.0 Percent From the Field:** .650 (39-60) vs. Ohio State (2-7-98)**Shot 70.0 Percent From the Field:** .770 (47-61) vs. LIU Brooklyn (11-14-97)**Shot 25.0 Percent or Lower From the Field in a Half:** .192 (1st) vs. Northwestern (3-9-14)**Shot 70.0 Percent From the Field in a Half:** .714 (2nd) vs. Illinois (12-31-11)**Shot 75.0 Percent From the Field in a Half:** .821 (2nd) vs. LIU Brooklyn (11-14-97)**Shot 60.0 Percent From the Field in Both Halves:** (.640 / .636) vs. Minnesota (3-8-01)**Shot 65.0 Percent From the Field in Both Halves:** (.727 / .821) vs. LIU Brooklyn (11-14-97)**Opponent Shot 30.0 Percent or Lower From the Field:** .298 (17-57) by Arkansas State (12-10-14)**Opponent Shot 30.0 Percent or Lower From the Field in Cons. Games:** .286 (16-56) by IPFW (12-8-14); .298 (17-57) by Arkansas State (12-10-14)**Opponent Shot 60.0 Percent From the Field:** .609 (28-46) by Michigan (1-30-14)**Opponent Shot 65.0 Percent From the Field:** .674 (29-43) by Loyola, Illinois (12-28-91)**Opponent Shot 70.0 Percent From the Field:** Never**Opponent Shot 65.0 Percent From the Field in Both Halves:** (.667 / .682) by Loyola, Illinois (12-28-91)**Opponent Shot 25.0 Percent or Lower From the Field in a Half:** .219 (1st) by Arkansas State (12-10-14)**Opponent Shot 70.0 Percent From the Field in a Half:** .810 (2nd) by Michigan (2-26-09)**Opponent Shot 75.0 Percent From the Field in a Half:** .810 (2nd) by Michigan (2-26-09)**Team - Three-Pointers****Made 0 Three-Pointers:** 0 vs. Penn State (2-5-13)**Made 10 Three-Pointers:** 10 vs. Indiana (2-15-14)**Made 12 Three-Pointers:** 12 vs. [7] Ohio State (3-9-12)**Made 15 Three-Pointers:** 16 vs. Ohio State (2-7-98)**Made 12 or More Three-Pointers in Consecutive Games:** 13 vs. Nebraska (3-8-12); 12 vs. [7] Ohio State (3-9-12)**Attempted 5 or Fewer Three-Pointers:** 5 vs. [12] Michigan State (2-9-13)**Attempted 10 or Fewer Three-Pointers:** 5 vs. [12] Michigan State (2-9-13)**Attempted 25 Three-Pointers:** 25 vs. Grambling (11-20-14)**Attempted 30 Three-Pointers:** 34 vs. Coppin State (11-26-11)**Made 50.0 Percent of Three-Pointers:** .500 (7-of-14) vs. [13] Michigan State (2-20-14)**Made 60.0 Percent of Three-Pointers:** .636 (7-of-11) vs. Western Illinois (3-20-13)**Team - Free Throws****Made 30 Free Throws:** 33 vs. Missouri (11-25-14)**Made 35 Free Throws:** 35 vs. [9] Illinois (1-9-02)**Made 40 Free Throws:** 41 vs. Northwestern (2-8-69)**Made All of Its Free Throw Attempts:** 13-of-13 vs. Minnesota (1-13-11)**Attempted 40 Free Throws:** 43 vs. Missouri (11-25-14)**Attempted 45 Free Throws:** 46 vs. [9] Illinois (1-9-02)**Attempted 50 Free Throws:** 51 vs. Minnesota (2-16-91)**Attempted 5 or Fewer Free Throws:** 5 vs. Ohio State (2-8-14)**Attempted 0 Free Throws in a Half:** 0 (2nd) vs. Ohio State (2-8-14)**Shot 40.0 Percent or Less From the Free Throw Line:** .400 (2-of-5) vs. Ohio State (2-8-14)**Team - Assists****Had 5 or Fewer Assists:** 5 vs. Nebraska (2-23-14)**Had 25 Assists:** 26 vs. IPFW (12-21-10)**Had 30 Assists:** 30 vs. Alcorn State (11-17-10)**Had 3.00 Assist:Turnover Ratio:** 4.00 (20:5) vs. Northwestern (2-12-12)**Team - Turnovers****Had 6 or Fewer Turnovers:** 6 vs. [15] Ohio State (1-8-13)**Had 20 or More Turnovers:** 20 vs. Hofstra (11-11-12)**Forced 6 or Fewer Turnovers:** 6 vs. Northwestern (3-9-14)**Forced 20 or More Turnovers:** 27 by Grambling (11-20-14)**Team - Rebound Margin****Had Plus-20 Rebound Margin:** +25 (48-23) vs. Northwestern (2-24-13)**Had Plus-25 Rebound Margin:** +25 (48-23) vs. Northwestern (2-24-13)**Had Minus-20 Rebound Margin:** -21 (27-48) vs. [3] Duke (3-26-10)**Had Minus-25 Rebound Margin:** -26 (20-46) vs. [10] Michigan State (2-28-10)**Team - Close Games****Game Decided by One Point:** L, 76-77 (ot) vs. [16] Michigan (2-26-14)**Game Decided by Two Points or Less:** W, 87-85 (ot) vs. BYU (11-26-14)**Game Decided by Three Points or Less:** L, 70-73 vs. North Florida (12-6-14)**Two Consecutive Games Decided by Three Points or Less:** W, 65-64 vs. Penn State (1-18-14); L, 60-63 (2 ot) vs. Northwestern (1-21-14)**Made a Last-Second Shot to Win:** A.J. Hammons vs. BYU (11-26-14)**Lost on a Last-Second Shot:** Glenn Robinson III, Michigan (2-26-14)**Team - Overtime****Played an Overtime Game:** W, 87-85 (ot) vs. BYU (11-26-14)**Played a Two-Overtime Game:** W, 77-74 (3 ot) vs. Minnesota (2-5-14)**Played a Three-Overtime Game:** W, 77-74 (3 ot) vs. Minnesota (2-5-14)**Played a Four-Plus Overtime Game:** L, 56-59 (6 ot) vs. Minnesota (1-29-55)**Played Consecutive Overtime Games:** L, 72-74 (ot) vs. Illinois (1-8-92); W, 77-69 (ot) vs. Iowa (1-11-92)**Team - Comebacks****Came Back From 10 Down in the Second Half to Win:** W, 68-63 vs. Siena (12-1-13; trailed 48-32 w/ 17:56 left)**Came Back From 15 Down in the Second Half to Win:** W, 68-63 vs. Siena (12-1-13; trailed 48-32 w/ 17:56 left)**Gave Up a 10-Point Lead in the Second Half to Lose:** L, 70-73 vs. North Florida (12-6-14; led 38-28 w/ 18:59 left)**Gave Up a 15-Point Lead in the Second Half to Lose:** L, 63-66 vs. [11] Xavier (12-3-11; led 55-36 w/ 10:44 left)**Team - Ranked Games****Beat The No. 1-Ranked Team:** W, 72-69 vs. [1] Arizona (11-25-00)**Beat a Top-5 Ranked Team:** W, 76-63 vs. [2] Ohio State (2-20-11)**Beat a Top-5 Ranked Team on the Road:** W, 95-94 vs. [3] Michigan (3-6-94)**Beat a Top-10 Ranked Team:** W, 76-63 vs. [2] Ohio State (2-20-11)**Beat a Top-10 Ranked Team on the Road:** W, 60-57 vs. [9] Ohio State (2-17-10)**Beat a Top-25 Team:** W, 69-56 vs. [17] Wisconsin (3-3-13)**Beat a Top-25 Ranked Team on the Road:** W, 69-56 vs. [17] Wisconsin (3-3-13)

GAME 12 | CROSSROADS CLASSIC | PURDUE vs. NOTRE DAME | DECEMBER 20, 2014

	PURDUE SAMFORD	80 40
---	---------------------------------	------------------------

GAME 01 | Nov. 14, 2014 | Mackey Arena (10,430)

Samford	fg-a	3p-a	ft-a	reb	pf	tp	a	b	s	min
35 Hood	2-8	1-3	2-2	1	3	7	0	0	0	21
25 Bradley	2-6	0-0	2-4	4	4	6	0	2	0	16
2 Hayman	0-3	0-0	0-1	3	2	0	1	0	0	14
10 Cunningham	4-10	0-2	2-2	5	2	10	2	2	0	30
15 Jones-Gibson	0-6	0-3	0-0	0	1	0	2	2	0	1
0 Enechionya	2-7	1-4	0-0	0	2	5	0	0	0	10
1 Roberts	0-3	0-2	0-0	1	0	0	0	0	0	10
4 Johnson	0-0	0-0	0-0	0	0	0	0	2	0	12
5 Shabazz	3-10	1-4	0-0	3	4	7	0	3	1	1
11 Taylor	1-7	0-1	0-0	6	1	2	2	1	0	4
24 Smith	0-2	0-1	0-0	1	1	0	2	0	0	10
55 Peters	1-4	0-0	1-2	3	4	3	0	0	1	0
TEAM				7						
TOTALS	15-66	3-20	7-11	34	24	40	9	12	2	8

Purdue	fg-a	3p-a	ft-a	reb	pf	tp	a	b	s	mp
---------------	-------------	-------------	-------------	------------	-----------	-----------	----------	----------	----------	-----------

Purdue	fg-a	3p-a	ft-a	reb	pf	tp	a	to	b	s	mp
12 Edwards	5-7	2-3	1-1	8	2	13	2	1	0	0	17
20 Hammons	2-5	0-2	1-2	3	1	5	3	2	4	1	18
0 Octeus	2-3	0-0	0-0	4	3	4	2	2	0	1	20
21 Stephens	3-5	3-4	1-2	2	0	10	1	0	0	1	14
35 Davis	5-8	1-3	2-3	2	1	13	3	1	0	0	18
1 Scott	2-3	1-1	2-4	1	2	7	1	2	1	1	16
2 McKeeman	0-0	0-0	0-0	0	0	0	0	0	0	0	3
3 Thompson	0-2	0-2	0-0	0	1	0	3	1	0	2	21
5 Smotherman	0-1	0-1	2-4	5	2	2	2	2	0	0	16
11 Toyra	0-0	0-0	2-4	1	1	2	0	1	0	0	4
23 Taylor	3-4	0-1	1-2	3	1	7	0	2	2	0	13
24 Brown	0-1	0-0	0-0	0	1	0	0	1	0	0	3
31 Mathias	2-4	2-4	0-0	4	0	6	3	0	0	0	17
44 Haas	2-4	0-0	7-9	8	1	11	1	0	2	1	20
TEAM				4				1			

	1st	2nd	ot	tot	F	fg%	3p%	ft%
--	------------	------------	-----------	------------	----------	------------	------------	------------

Samford	16	24	--	--	40	.227	.150	.636
Purdue	43	37	--	--	80	.553	.429	.613

Officials: Tim Stewart, Lewis Garrison, Rob Kueneman
Records: Samford (0-1); Purdue (1-0)
Technical Fouls: None

	PURDUE IUPUI	77 57
--	-------------------------------	------------------------

GAME 02 | Nov. 16, 2014 | Mackey Arena (11,466)

IUPUI	fg-a	3p-a	ft-a	reb	pf	tp	a	b	s	min
15 Williams	2-5	0-0	0-0	5	4	4	0	0	0	2
11 James	1-2	0-0	2-2	1	4	4	0	2	0	0
1 Najee	0-2	0-1	0-0	2	3	0	0	2	0	0
2 Archie	0-0	0-0	0-0	0	1	0	0	2	0	0
22 Barksdale	2-4	0-1	1-3	4	0	5	2	3	0	0
5 Svee	5-9	4-7	0-0	0	2	14	0	2	0	0
10 McCallum	0-0	0-0	2-3	0	1	2	1	0	0	0
12 Stanback	0-1	0-1	0-0	1	5	0	0	1	0	1
14 Ray	0-2	0-0	0-0	0	1	0	0	1	0	0
25 Boutte	2-12	1-5	3-3	1	4	8	6	3	0	3
32 McCall	4-5	1-1	5-6	6	3	14	0	2	0	0
45 Brennan	3-4	0-0	0-0	5	4	6	1	2	0	1
TEAM				2						1
TOTALS	19-46	6-16	13-17	27	32	57	10	21	0	7

Purdue	fg-a	3p-a	ft-a	reb	pf	tp	a	b	s	mp
---------------	-------------	-------------	-------------	------------	-----------	-----------	----------	----------	----------	-----------

12 Edwards	11-16	2-5	2-3	8	1	26	0	3	1	31
20 Hammons	2-6	0-0	2-6	4	3	6	2	4	4	0
0 Octeus	1-4	0-1	4-5	3	2	6	4	1	1	1
21 Stephens	6-11	6-9	6-6	4	2	24	1	2	0	2
35 Davis	1-3	0-0	0-0	1	3	2	2	0	0	1
1 Scott	1-6	0-1	3-4	2	2	5	0	3	0	2
3 Thompson	0-0	0-0	0-0	1	2	0	1	1	0	1
5 Smotherman	0-0	0-0	0-1	0	0	0	0	0	0	1
23 Taylor	0-0	0-0	0-0	2	0	0	0	0	0	0
31 Mathias	1-2	0-1	0-0	0	0	2	4	0	0	0
44 Haas	2-2	0-0	2-6	1	3	6	1	0	0	0
TEAM				4						
TOTALS	25-50	8-17	19-31	30	18	77	14	15	8	9

	1st	2nd	ot	tot	F	fg%	3p%	ft%
--	------------	------------	-----------	------------	----------	------------	------------	------------

IUPUI	38	19	--	--	57	.413	.375	.765
Purdue	48	29	--	--	77	.500	.471	.613

Officials: Terry Wymer, Glenn "Buddy" Mayborg, Doran Gotschall
Records: IUPUI (0-2); Purdue (2-0)
Technical Fouls: None

	PURDUE GRAMBLING	82 30
--	-----------------------------------	------------------------

GAME 03 | Nov. 20, 2014 | Mackey Arena (10,021)

Grambling	fg-a	3p-a	ft-a	reb	pf	tp	a	b	s	min
2 Freeman	0-5	0-0	0-2	8	1	0	1	5	0	0
4 McElwain	0-3	0-0	2-2	1	4	2	0	0	0	0
0 Brown	0-1	0-0	0-2	2	2	0	0	0	0	1
1 Shine	4-9	3-5	0-0	0	2	11	0	3	0	0
10 Cormier	1-4	0-1	0-0	2	3	2	1	5	0	0
3 Marshall	1-5	0-4	0-0	3	0	2	0	3	0	0
5 Aggyeman-Budu	1-1	1-1	0-0	0	0	3	0	2	0	0
11 Altheimer	0-1	0-0	0-2	1	0	0	0	0	0	0
12 Williams	3-4	0-0	0-0	3	1	6	0	0	0	0
22 Lowe	0-2	0-1	0-0	1	0	0	0	2	0	0
23 Patterson	0-2	0-2	1-2	1	0	1	0	1	0	0
24 Gary	1-2	0-0	1-2	0	3	3	1	2	0	0
TEAM				4						3
TOTALS	11-41	4-15	4-12	27	19	30	4	27	0	1

Purdue	fg-a	3p-a	ft-a	reb	pf	tp	a	b	s	mp
---------------	-------------	-------------	-------------	------------	-----------	-----------	----------	----------	----------	-----------

Purdue	fg-a	3p-a	ft-a	reb	pf	tp	a	to	b	s	mp
12 Edwards	1-4	0-0	0-0	6	2	2	3	1	0	2	19
20 Hammons	3-5	0-0	0-0	7	1	6	0	3	2	1	16
0 Octeus	3-4	0-0	1-3	2	2	7	2	1	0	1	14
21 Stephens	2-6	1-5	1-1	0	1	6	2	2	0	0	16
35 Davis	4-5	1-2	0-0	1	2	9	2	2	0	0	18
1 Scott	2-5	0-0	4-6	1	0	8	2	0	0	3	14
2 McKeeman	0-0	0-0	0-0	0	0	0	0	0	0	0	4
3 Thompson	2-8	2-7	0-0	2	0	6	4	0	0	2	18
5 Smotherman	2-6	0-1	0-0	6	3	4	5	1	0	1	17
11 Toyra	0-0	0-0	0-0	0	0	0	0	0	0	0	5
23 Taylor	2-3	1-1	0-0	2	0	5	2	3	0	1	12
24 Brown	1-2	1-2	0-0	2	1	3	0	0	0	0	4
31 Mathias	3-7	3-7	0-0	5	2	9	0	0	0	0	19
44 Haas	6-8	0-0	5-7	6	2	17	2	0	1	0	24
TEAM				1							
TOTALS	31-63	9-25	11-17	41	16	82	24	13	3	11	

	1st	2nd	ot	tot	F	fg%	3p%	ft%
--	------------	------------	-----------	------------	----------	------------	------------	------------

Grambling	15	15	--	--	30	.268	.267	.333
Purdue	37	45	--	--	82	.492	.360	.647

Officials: Paul Szcel, Kelly Pfeifer, Edwin Young
Records: Grambling (1-2); Purdue (3-0)
Technical Fouls: None

	PURDUE KANSAS STATE	79 88
--	--------------------------------------	------------------------


GAME 04 | Nov. 24, 2014 | Lahaina Civic Center (2,400)

Purdue	fg-a	3p-a	ft-a	reb	pf	tp	a	b	s	mp
12 Edwards	2-5	0-2	0-0	4	3	4	1	0	2	0
20 Hammons	3-4	0-0	0-0	2	4	6	1	1	0	0
0 Octeus	4-6	1-1	3-3	2	1	12	6	2	0	0
21 Stephens	7-15	5-11	2-3	3	1	21	3	1	2	1
35 Davis	0-2	0-1	0-0	2	1	0	3	2	0	0
1 Scott	2-3	0-0	2-4	1	0	6	2	1	0	0
3 Thompson	1-1	1-1	0-0	1	4	3	0	1	0	0
5 Smotherman	1-2	1-2	0-0	0	0	3	1	0	0	0
23 Taylor	0-1	0-1	0-0	2	0	0	0	1	1	0
31 Mathias	1-3	1-3	2-2	0	3	5	2	2	0	0
44 Haas	7-9	0-0	5-8	6	3	19	0	1	0	0
TEAM				4						1
TOTALS	28-51	9-22	14-20	27	20	79	19	13	5	3

Kansas State	fg-a	3p-a	ft-a	reb	pf	tp	a	b	s	min
---------------------	-------------	-------------	-------------	------------	-----------	-----------	----------	----------	----------	------------

Rank	Player	pts	reb	ast	stl	blk	pts	reb	ast	stl	blk
11	Williams	4-9	0-0	2-3	2	2	10	2	0	0	25
42	Gipson	4-4	0-0	1-1	0	3	9	0	1	0	17
1	Thomas	1-2	0-1	4-6	6	2	6	3	2	0	24
2	Foster	9-14	5-8	1-2	3	4	24	2	2	0	1
25	Iwundu	4-7	0-1	2-4	6	0	10	3	1	2	1
5	T. Harris	2-5	2-4	0-0	0	0	8	0	1	0	1
10	M. Harris	0-2	0-0	1-2	2	1	1	3	0	0	0
14	Edwards	0-2	0-2	0-2	2	1	0	0	0	0	1
21	Bolden	0-1	0-0	0-0	1	1	0	0	1	0	0
23	Johnson	3-6	0-2	3-4	1	0	9	4	0	0	3
41	Hurt	4-8	0-0	3-4	5	4	11	1	0	0	0
	TEAM				5				1		
TOTALS		32-60	7-18	17-28	33	18	88	18	9	2	200

DECEMBER 20, 2014 | PURDUE vs. NOTRE DAME | CROSSROADS CLASSIC | GAME 12



PURDUE

NC STATE

66

61


GAME 07 | Dec. 2, 2014 | Mackey Arena (12,023)

NC State	fg-a	3p-a	ft-a	reb	pf	tp	a	to	b	s	min
10 Freeman	0-1	0-0	2-2	3	4	2	1	2	0	1	26
21 Anya	2-3	0-0	4-4	5	4	8	0	3	1	0	23
1 Lacey	6-10	3-6	0-3	2	1	15	3	0	0	1	33
12 Barber	2-6	0-0	2-5	2	2	6	2	1	0	0	31
22 Turner	2-6	1-3	0-0	3	4	5	2	2	0	0	30
0 Abu	0-0	0-0	0-0	1	0	0	1	0	0	0	4
14 Ca. Martin	2-6	0-1	3-3	2	2	7	2	1	0	0	22
15 Co. Martin	0-2	0-0	1-2	1	0	1	0	0	0	0	3
32 Washington TEAM	8-15	1-1	0-0	9	2	17	0	0	2	0	28
TOTALS	22-49	5-11	12-19	31	19	61	11	9	3	4	200

Purdue	fg-a	3p-a	ft-a	reb	pf	tp	a	to	b	s	mp
12 Edwards	6-8	3-4	1-3	9	1	16	2	3	0	0	33
20 Hammons	6-10	0-1	3-4	5	1	15	0	3	2	0	24
0 Ocutus	0-2	0-1	0-0	4	4	0	1	0	0	1	20
21 Stephens	2-11	1-4	4-6	2	2	9	2	1	0	0	26
35 Davis	1-8	0-2	1-2	4	3	3	6	2	0	2	37
3 Thompson	1-4	1-3	0-0	3	3	3	4	0	0	0	22
5 Smotherman	0-0	0-0	0-0	0	1	0	0	1	0	0	7
31 Mathias	2-6	2-5	1-2	2	1	7	1	0	0	0	15
44 Haas	4-7	0-0	5-5	7	1	13	0	0	0	0	16
TEAM				1							
TOTALS	22-56	7-20	15-22	37	17	66	16	10	2	3	200

	1st	2nd	ot	2ot	F	fg%	3p%	ft%
NC State	34	27	--	--	61	.449	.455	.632
Purdue	36	30	--	--	66	.393	.350	.682

Officials: Gene Statoreto, Lamont Simpson, Bill Ek
Records: NC State (6-1); Purdue (6-1)
Technical Fouls: None



PURDUE
NORTH FLORIDA

70
73


GAME 08 | Dec. 6, 2014 | Mackey Arena (11,038)

North Florida	fg-a	3p-a	ft-a	reb	pf	tp	a	to	b	s	min
2 Beech	4-9	3-7	0-0	8	4	11	2	4	0	0	30
35 Davenport	3-9	0-1	1-5	4	2	7	1	3	1	3	30
33 Banks	1-4	0-0	0-0	0	5	2	1	0	0	0	12
0 Nesbitt	3-4	1-1	5-9	6	2	12	3	2	2	1	35
14 Moore	8-18	5-8	3-4	5	0	24	4	3	0	1	36
11 Mackey	0-3	0-2	0-0	2	1	0	1	0	0	0	24
12 Bodager	0-1	0-1	0-0	0	0	0	1	0	0	0	7
32 Daniels	6-11	1-2	4-7	8	2	17	2	3	1	2	26
TEAM				6							
TOTALS	25-59	10-22	13-25	39	16	73	15	15	4	7	200

Purdue	fg-a	3p-a	ft-a	reb	pf	tp	a	to	b	s	mp
12 Edwards	2-8	1-4	0-1	7	5	5	2	2	0	1	31
20 Hammons	7-15	0-0	2-4	7	5	16	1	2	5	1	23
0 Ocutus	4-9	0-0	1-2	10	4	9	2	1	1	0	21
21 Stephens	2-7	2-6	4-4	4	0	10	4	3	0	2	26
35 Davis	2-6	0-2	1-2	2	1	5	2	2	0	0	17
1 Scott	1-3	0-0	0-0	3	1	2	4	1	0	2	16
3 Thompson	3-9	1-4	0-0	2	1	7	1	1	0	1	27
5 Smotherman	1-1	0-0	0-0	2	2	2	2	0	0	0	8
31 Mathias	0-6	0-3	0-0	3	0	0	0	1	0	0	16
44 Haas	7-10	0-0	0-3	6	3	14	0	1	0	1	15
TEAM				4							
TOTALS	29-74	4-19	8-16	50	22	70	18	14	6	8	200

	1st	2nd	ot	2ot	F	fg%	3p%	ft%
North Florida	28	45	--	--	73	.424	.455	.520
Purdue	36	34	--	--	70	.392	.211	.500

Officials: Paul Szelc, Larry Sciroto, Brooks Wells
Records: North Florida (6-3); Purdue (6-2)
Technical Fouls: None



PURDUE

IPFW

63

43


GAME 09 | Dec. 8, 2014 | Mackey Arena (10,007)

IPFW	fg-a	3p-a	ft-a	reb	pf	tp	a	b	s	min
44 Reed	2-11	1-2	2-2	6	2	7	3	3	0	1 31
54 Forbes	3-11	0-0	3-6	7	4	9	2	3	0	2 20
0 Evans	2-8	1-5	0-0	8	1	5	2	2	0	0 36
11 McCray	2-9	1-5	0-2	2	1	5	2	4	1	2 27
53 Edwards	5-11	1-2	1-2	1	1	12	3	0	0	1 37
10 Landis	0-1	0-1	0-0	1	0	0	0	0	0	0 24
12 Galder	0-1	0-0	0-0	0	0	0	0	0	0	0 3
32 Gunjina	0-0	0-0	0-0	1	0	0	0	0	0	0 5
50 Calhoun	2-4	0-0	1-3	3	5	5	0	1	0	0 17
TEAM				7				1		
TOTALS	16-56	4-15	7-15	36	14	43	12	14	1	6 200

Purdue	fg-a	3p-a	ft-a	reb	pf	tp	a	b	s	mp
12 Edwards	3-7	0-2	0-0	4	1	6	4	1	1	0 33
44 Haas	3-6	0-0	4-4	5	2	10	0	3	1	0 18
0 Ocutus	3-7	0-1	0-0	9	2	6	3	2	0	2 29
3 Thompson	1-3	0-1	0-0	2	0	2	2	1	0	1 20
35 Davis	2-3	0-0	3-3	1	0	7	2	1	2	1 19
1 Scott	0-1	0-0	0-0	2	5	0	2	1	0	0 13
5 Smotherman	0-0	0-0	0-0	0	2	0	0	0	1	0 7
20 Hammons	6-14	0-0	1-4	12	1	13	1	1	5	1 22
21 Stephens	5-11	3-7	0-0	2	2	13	2	1	0	1 22
31 Mathias	2-6	2-6	0-0	1	1	6	2	2	0	0 17
TEAM				4						
TOTALS	25-58	5-17	8-11	42	16	63	18	13	10	6 200

	1st	2nd	ot	2ot	F	fg%	3p%	ft%
IPFW	19	24	--	--	43	.286	.267	.467
Purdue	35	28	--	--	63	.431	.294	.727

Officials: D.J. Carstensen, Pat Driscoll, Brett Gearhart
Records: IPFW (5-3); Purdue (7-2)
Technical Fouls: None



PURDUE

ARKANSAS STATE

87

46


GAME 10 | Dec. 10, 2014 | Mackey Arena (9,964)

Arkansas State	fg-a	3p-a	ft-a	reb	pf	tp	a	b	s	min
14 Downs	0-3	0-0	0-0	2	5	0	1	0	0	10
24 Livingston	5-13	1-2	1-2	4	3	12	0	4	0	33
1 Golden	3-13	1-8	2-2	2	3	9	2	2	1	4
5 Hardwick	2-7	0-0	4-4	1	0	8	3	5	0	1
12 Gardner	1-6	0-3	0-0	2	5	2	1	1	0	0
0 Macklien	2-3	0-0	0-0	0	0	4	2	1	0	0
4 Pierre	0-0	0-0	0-0	0	0	0	0	0	0	0
11 Waters	0-0	0-0	0-0	0	0	0	0	0	0	0
13 Foster	0-2	0-1	0-0	3	2	0	2	2	0	0
25 White	0-1	0-0	1-2	3	3	1	0	0	0	0
33 Bocoum TEAM	4-9	0-0	2-4	10	1	10	0	2	1	0
				4						
TOTALS	17-57	2-14	10-14	31	22	46	11	17	2	5 200

Purdue	fg-a	3p-a	ft-a	reb	pf	tp	a	b	s	mp
12 Edwards	3-5	0-2	0-0	5	1	6	5	1	0	0
44 Haas	2-6	0-0	2-5	5	1	6	1	3	2	0
0 Ocutus	2-3	1-2	4-4	1	2	9	1	0	0	0
31 Mathias	3-5	1-2	3-3	3	0	10	0	0	0	2
35 Davis	3-6	0-1	3-6	3	2	9	4	1	0	0
1 Scott	4-7	0-1	0-0	3	0	8	4	1	1	1
2 McKeeman	0-0	0-0	0-0	0	1	0	0	1	0	0
3 Thompson	2-3	1-2	0-0	2	1	5	2	0	0	0
5 Smotherman	1-4	0-3	1-2	4	1	3	0	0	0	0
11 Toyra	0-1	0-1	0-0	1	0	0	0	0	0	0
20 Hammons	3-7	0-1	4-6	5	2	10	2	0	1	0
21 Stephens	6-9	6-7	0-0	1	0	18	2	3	3	1
23 Taylor	0-2	0-1	1-2	0	0	1	0	0	1	0
24 Brown TEAM	1-1	0-0	0-0	3	1	2	0	0	0	1
				5						
TOTALS	30-59	9-23	18-28	41	12	87	21	10	8	5 200

	1st	2nd	ot	2ot	F	fg%	3p%	ft%
Arkansas State	18	28	--	--	46	.298	.143	.714
Purdue	52	35	--	--	87	.508	.391	.643

Officials: Verne Harris, Mike Scypers, Ryan Wells
Records: Purdue (3-1); Kansas State (4-0)
Technical Fouls: Kansas State - Foster



PURDUE

VANDERBILT

71

81

GAME 11 | Dec. 13, 2014 | Memorial Gymnasium (9,565)

Purdue	fg-a	3p-a	ft-a	reb	pf	tp	a	to	b	s	mp
12 Edwards	4-6	1-2	0-0	3	4	9	1	2	0	0	27
44 Haas	5-8	0-0	3-8	7	2	13	0	2	1	0	20
0 Ocutus	1-5	1-2	1-2	3	5	4	1	1	0	0	21
31 Mathias	0-1	0-0	0-0	0	3	0	1	1	0	0	14
35 Davis	7-9	0-0	1-1	3	0	15	1	1	0	3	33
1 Scott	4-9	0-1	2-2	2	2	10	2	1	1	1	19
3 Thompson	0-1	0-1	0-0	0	2	0	0	0	0	0	11
5 Smotherman	2-3	0-0	0-0	1	1	4	0	0	0	0	11
20 Hammons	1-5	0-0	3-4	5	2	5	0	2	3	0	20
21 Stephens	2-8	1-5	6-6	3	2	11	1	2	0	1	24
TEAM				2							
TOTALS	26-55	3-11	16-23	29	23	71	7	12	5	5	200

Vanderbilt	fg-a	3p-a	ft-a	reb	pf	tp	a	to	b	s	min
3 Kornet	0-0	0-0	0-0	2	4	0	0	0	2	0	23
11 Roberson	2-3	2-2	0-0	3	4	6	1	0	0	0	22
30 Jones	6-14	0-1	3-5	5	3	15	0	5	2	1	31
4 Baldwin IV	1-3	1-2	0-0	3	2	3	6	1	0	1	26
13 LaChance	9-13	3-4	5-5	1	0	26	2	1	0	0	34
0 Mitchell	2-4	0-1	3-6	1	1	7	6	1	0	0	20
5 Fisher-Davis	3-4	3-4	0-0	3	1	9	1	1	0	0	18
10 Watkins	0-0	0-0	0-0	0	0	0	0	0	0	0	0+
12 McGloin	0-0	0-0	0-0	0	0	0	0	0	0	0	0+
35 Siakam	4-5	0-0	4-5	5	2	12	1	3	0	1	18
40 Henderson	1-2	0-0	1-2	0	4	3	0	0	0	1	8
TEAM				2				2			
TOTALS	28-48	9-14	16-23	25	21	81	17	14	4	4	200

	1st	2nd	ot	2ot	F	fg%	3p%	ft%
Purdue	32	39	--	--	71	.473	.273	.696
Vanderbilt	43	38	--	--	81	.583	.643	.696

Officials: Ted Valentine, Gerry Pollard, Jim Burr

Records: Purdue (8-3); Vanderbilt (6-2)

Technical Fouls: None

Season / Career Highs

#0 - Jon Octeus

Points	
S:	12 vs. Kansas State (11-24-14)
C:	27 vs. [15] Gonzaga (11-11-13)
Rebounds	
S:	10 vs. North Florida (12-6-14)
C:	10 vs. North Florida (12-6-14)
Assists	
S:	6 vs. Kansas State (11-24-14)
C:	8 vs. New Mexico State (11-30-13)
Steals	
S:	2, Two Times
C:	3, Three Times
Blocked Shots	
S:	2 vs. BYU (11-26-14)
C:	2, Two Times
Field Goals Made	
S:	4, Three Times
C:	9 vs. Wyoming (2-22-14)
Field Goal Attempts	
S:	10 vs. BYU (11-26-14)
C:	17 vs. Utah State (2-11-4)
Three-Pointers Made	
S:	1, Three Times
C:	3, Two Times
Three-Point Attempts	
S:	2, Two Times
C:	6 vs. San Jose State (3-5-14)
Free Throws Made	
S:	4, Three Times
C:	13 vs. [15] Gonzaga (11-11-13)
Free Throw Attempts	
S:	5 vs. IUPUI (11-16-14)
C:	16 vs. [15] Gonzaga (11-11-13)
Minutes	
S:	34 vs. BYU (11-26-14)
C:	40, Four Times

#5 - Basil Smotherman

Points	
S:	4, Three Times
C:	12 vs. Penn State (1-18-14)
Rebounds	
S:	6 vs. Grambling (11-20-14)
C:	10 vs. Penn State (1-18-14)
Assists	
S:	5 vs. Grambling (11-20-14)
C:	5 vs. Grambling (11-20-14)
Steals	
S:	1, Three Times
C:	2, Two Times
Blocked Shots	
S:	2 vs. Missouri (11-25-14)
C:	2 vs. Missouri (11-25-14)
Field Goals Made	
S:	2, Three Times
C:	5 vs. West Virginia (12-22-13)
Field Goal Attempts	
S:	8 vs. Missouri (11-25-14)
C:	9 vs. West Virginia (12-22-13)
Three-Pointers Made	
S:	1 vs. Kansas State (11-24-14)
C:	1, Two Times
Three-Point Attempts	
S:	3 vs. Arkansas State (12-10-14)
C:	3 vs. Arkansas State (12-10-14)
Free Throws Made	
S:	2 vs. Samford (11-14-14)
C:	6 vs. Penn State (1-18-14)
Free Throw Attempts	
S:	4 vs. Samford (11-14-14)
C:	7 vs. Penn State (1-18-14)
Minutes	
S:	22 vs. Arkansas State (12-10-14)
C:	38 vs. Northwestern (1-21-14)

#1 - Bryson Scott

Points	
S:	10 vs. Vanderbilt (12-13-14)
C:	18 vs. [5] Oklahoma State (11-28-13)
Rebounds	
S:	3, Two Times
C:	10 vs. Nebraska (2-23-14)
Assists	
S:	4, Two Times
C:	5 vs. Eastern Michigan (12-7-13)
Steals	
S:	3 vs. Grambling (11-20-14)
C:	4 vs. Eastern Illinois (11-20-13)
Blocked Shots	
S:	1, Three Times
C:	1, Five Times
Field Goals Made	
S:	4, Two Times
C:	6 vs. Butler (12-14-13)
Field Goal Attempts	
S:	9 vs. Vanderbilt (12-13-14)
C:	15 vs. [5] Oklahoma State (11-28-13)
Three-Pointers Made	
S:	1 vs. Samford (11-14-14)
C:	2 vs. [5] Oklahoma State (11-28-13)
Three-Point Attempts	
S:	1, Four Times
C:	2 vs. [5] Oklahoma State (11-28-13)
Free Throws Made	
S:	4 vs. Grambling (11-20-14)
C:	10 vs. Eastern Michigan (12-7-13)
Free Throw Attempts	
S:	6 vs. Grambling (11-20-14)
C:	13 vs. Eastern Michigan (12-7-13)
Minutes	
S:	19 vs. Vanderbilt (12-13-14)
C:	24 vs. Eastern Michigan (12-7-13)

#11 - Stephen Toyra

Points	
S:	2 vs. Samford (11-14-14)
C:	4, Two Times
Rebounds	
S:	1, Two Times
C:	2 vs. Penn State (1-13-13)
Assists	
S:	0
C:	1 vs. Northwestern (2-24-13)
Steals	
S:	0
C:	1, Two Times
Blocked Shots	
S:	0
C:	0
Field Goals Made	
S:	0
C:	2 vs. Michigan (1-30-14)
Field Goal Attempts	
S:	1, Two Times
C:	3, Three Times
Three-Pointers Made	
S:	0
C:	0
Three-Point Attempts	
S:	1 vs. Arkansas State (12-10-14)
C:	1, Six Times
Free Throws Made	
S:	2 vs. Samford (11-14-14)
C:	2, Four Times
Free Throw Attempts	
S:	4 vs. Samford (11-14-14)
C:	4, Two Times
Minutes	
S:	5, Two Times
C:	7 vs. Penn State (2-5-13)

#2 - Jon McKeeman

Points	
S:	0
C:	5 vs. Central Connecticut State (11-13-13)
Rebounds	
S:	0
C:	2 vs. Central Connecticut State (11-13-13)
Assists	
S:	0
C:	0
Steals	
S:	0
C:	0
Blocked Shots	
S:	0
C:	0
Field Goals Made	
S:	0
C:	2 vs. Central Connecticut State (11-13-13)
Field Goal Attempts	
S:	1 vs. Missouri (11-25-14)
C:	4 vs. Central Connecticut State (11-13-13)
Three-Pointers Made	
S:	0
C:	1 vs. Central Connecticut State (11-13-13)
Three-Point Attempts	
S:	0
C:	2 vs. Central Connecticut State (11-13-13)
Free Throws Made	
S:	0
C:	0
Free Throw Attempts	
S:	0
C:	0
Minutes	
S:	4, Two Times
C:	4, Two Times

#12 - Vince Edwards

Points	
S:	26 vs. IUPUI (11-16-14)
C:	26 vs. IUPUI (11-16-14)
Rebounds	
S:	9, Two Times
C:	9, Two Times
Assists	
S:	5 vs. Arkansas State (12-10-14)
C:	5 vs. Arkansas State (12-10-14)
Steals	
S:	2 vs. Grambling (11-20-14)
C:	2 vs. Grambling (11-20-14)
Blocked Shots	
S:	3 vs. IUPUI (11-16-14)
C:	3 vs. IUPUI (11-16-14)
Field Goals Made	
S:	11 vs. IUPUI (11-16-14)
C:	11 vs. IUPUI (11-16-14)
Field Goal Attempts	
S:	16 vs. IUPUI (11-16-14)
C:	16 vs. IUPUI (11-16-14)
Three-Pointers Made	
S:	3, Two Times
C:	3, Two Times
Three-Point Attempts	
S:	5, Two Times
C:	5, Two Times
Free Throws Made	
S:	8 vs. BYU (11-26-14)
C:	8 vs. BYU (11-26-14)
Free Throw Attempts	
S:	9 vs. BYU (11-26-14)
C:	9 vs. BYU (11-26-14)
Minutes	
S:	41 vs. BYU (11-26-14)
C:	41 vs. BYU (11-26-14)

#3 - P.J. Thompson

Points	
S:	7, Two Times
C:	7, Two Times
Rebounds	
S:	3 vs. North Carolina State (12-2-14)
C:	3 vs. North Carolina State (12-2-14)
Assists	
S:	4, Two Times
C:	4, Two Times
Steals	
S:	2, Two Times
C:	2, Two Times
Blocked Shots	
S:	0
C:	0
Field Goals Made	
S:	3 vs. North Florida (12-6-14)
C:	3 vs. North Florida (12-6-14)
Field Goal Attempts	
S:	9 vs. North Florida (12-6-14)
C:	9 vs. North Florida (12-6-14)
Three-Pointers Made	
S:	2 vs. Grambling (11-20-14)
C:	2 vs. Grambling (11-20-14)
Three-Point Attempts	
S:	7 vs. Grambling (11-20-14)
C:	7 vs. Grambling (11-20-14)
Free Throws Made	
S:	5 vs. Missouri (11-25-14)
C:	5 vs. Missouri (11-25-14)
Free Throw Attempts	
S:	6 vs. Missouri (11-25-14)
C:	6 vs. Missouri (11-25-14)
Minutes	
S:	27 vs. North Florida (12-6-14)
C:	27 vs. North Florida (12-6-14)

#20 - A.J. Hammons

Points	
S:	16 vs. North Florida (12-6-14)
C:	30 vs. [3] Indiana (1-30-13)
Rebounds	
S:	12 vs. IPFW (12-8-14)
C:	16 vs. [3] Ohio State (12-31-13)
Assists	
S:	3 vs. Samford (11-14-14)
C:	4 vs. [3] Ohio State (12-31-13)
Steals	
S:	1, Four Times
C:	3 vs. UNC Wilmington (11-21-12)
Blocked Shots	
S:	5, Two Times
C:	7 vs. Central Conn. St. (11-13-13)
Field Goals Made	
S:	7 vs. North Florida (12-6-14)
C:	10 vs. [3] Indiana (1-30-13)
Field Goal Attempts	
S:	15 vs. North Florida (12-6-14)
C:	19, Two Times
Three-Pointers Made	
S:	0
C:	0
Three-Point Attempts	
S:	2 vs. Samford (11-14-14)
C:	2 vs. Samford (11-14-14)
Free Throws Made	
S:	6 vs. Missouri (11-25-14)
C:	11, Two Times
Free Throw Attempts	
S:	6, Three Times
C:	17 vs. Northwestern (1-21-14)
Minutes	
S:	29 vs. IUPUI (11-16-14)
C:	46 vs. Minnesota (2-5-14)

Season / Career Highs

#21 - Kendall Stephens

Points	
S:	24 vs. IUPUI (11-16-14)
C:	24 vs. IUPUI (11-16-14)
Rebounds	
S:	5 vs. BYU (11-26-14)
C:	6 vs. Northwestern (3-9-14)
Assists	
S:	4 vs. North Florida (12-6-14)
C:	5 vs. Northwestern (3-9-14)
Steals	
S:	2, Two Times
C:	3 vs. [13] Michigan State (2-20-14)
Blocked Shots	
S:	3 vs. Arkansas State (12-10-14)
C:	3, Two Times
Field Goals Made	
S:	7 vs. Kansas State (11-24-14)
C:	7 vs. Kansas State (11-24-14)
Field Goal Attempts	
S:	15 vs. Kansas State (11-24-14)
C:	15 vs. Kansas State (11-24-14)
Three-Pointers Made	
S:	6, Two Times
C:	6, Two Times
Three-Point Attempts	
S:	11 vs. Kansas State (11-24-14)
C:	11, Two Times
Free Throws Made	
S:	6, Two Times
C:	7 vs. [13] Michigan State (2-20-14)
Free Throw Attempts	
S:	6, Three Times
C:	8 vs. [13] Michigan State (2-20-14)
Minutes	
S:	35 vs. Kansas State (11-24-14)
C:	35 vs. Kansas State (11-24-14)

#31 - Dakota Mathias

Points	
S:	10 vs. Arkansas State (12-10-14)
C:	10 vs. Arkansas State (12-10-14)
Rebounds	
S:	5 vs. Grambling (11-20-14)
C:	5 vs. Grambling (11-20-14)
Assists	
S:	4 vs. IUPUI (11-16-14)
C:	4 vs. IUPUI (11-16-14)
Steals	
S:	2 vs. Arkansas State (12-10-14)
C:	2 vs. Arkansas State (12-10-14)
Blocked Shots	
S:	0
C:	0
Field Goals Made	
S:	3, Two Times
C:	3, Two Times
Field Goal Attempts	
S:	7 vs. Grambling (11-20-14)
C:	7 vs. Grambling (11-20-14)
Three-Pointers Made	
S:	3 vs. Grambling (11-20-14)
C:	3 vs. Grambling (11-20-14)
Three-Point Attempts	
S:	7 vs. Grambling (11-20-14)
C:	7 vs. Grambling (11-20-14)
Free Throws Made	
S:	3 vs. Arkansas State (12-10-14)
C:	3 vs. Arkansas State (12-10-14)
Free Throw Attempts	
S:	3 vs. Arkansas State (12-10-14)
C:	3 vs. Arkansas State (12-10-14)
Minutes	
S:	19, Two Times
C:	19, Two Times

#23 - Jacquil Taylor

Points	
S:	7 vs. Samford (11-14-14)
C:	7 vs. Samford (11-14-14)
Rebounds	
S:	3, Two Times
C:	3, Two Times
Assists	
S:	2 vs. Grambling (11-20-14)
C:	2 vs. Grambling (11-20-14)
Steals	
S:	1 vs. Grambling (11-20-14)
C:	1 vs. Grambling (11-20-14)
Blocked Shots	
S:	2 vs. Samford (11-14-14)
C:	2 vs. Samford (11-14-14)
Field Goals Made	
S:	3 vs. Samford (11-14-14)
C:	3 vs. Samford (11-14-14)
Field Goal Attempts	
S:	4 vs. Samford (11-14-14)
C:	4 vs. Samford (11-14-14)
Three-Pointers Made	
S:	1 vs. Grambling (11-20-14)
C:	1 vs. Grambling (11-20-14)
Three-Point Attempts	
S:	1, Three Times
C:	1, Three Times
Free Throws Made	
S:	1, Two Times
C:	1, Two Times
Free Throw Attempts	
S:	2, Two Times
C:	2, Two Times
Minutes	
S:	13 vs. Samford (11-14-14)
C:	13 vs. Samford (11-14-14)

#35 - Rapheal Davis

Points	
S:	22 vs. Missouri (11-25-14)
C:	22 vs. Missouri (11-25-14)
Rebounds	
S:	4, Two Times
C:	10 vs. [16] Michigan (2-26-14)
Assists	
S:	6 vs. North Carolina State (12-2-14)
C:	6 vs. North Carolina State (12-2-14)
Steals	
S:	3 vs. Vanderbilt (12-13-14)
C:	3 vs. Vanderbilt (12-13-14)
Blocked Shots	
S:	2 vs. IPFW (12-8-14)
C:	2, Four Times
Field Goals Made	
S:	7 vs. Vanderbilt (12-13-14)
C:	8 vs. [22] Notre Dame (12-15-12)
Field Goal Attempts	
S:	10 vs. BYU (11-26-14)
C:	12 vs. [20] Iowa (3-2-14)
Three-Pointers Made	
S:	1, Two Times
C:	2, Two Times
Three-Point Attempts	
S:	3 vs. Samford (11-14-14)
C:	3, Seven Times
Free Throws Made	
S:	14 vs. Missouri (11-25-14)
C:	14 vs. Missouri (11-25-14)
Free Throw Attempts	
S:	18 vs. Missouri (11-25-14)
C:	18 vs. Missouri (11-25-14)
Minutes	
S:	37 vs. North Carolina State (12-2-14)
C:	37, Two Times

#24 - Anfernee Brown

Points	
S:	3 vs. Grambling (11-20-14)
C:	3 vs. Grambling (11-20-14)
Rebounds	
S:	3 vs. Arkansas State (12-10-14)
C:	3 vs. Arkansas State (12-10-14)
Assists	
S:	0
C:	1, Two Times
Steals	
S:	1 vs. Arkansas State (12-10-14)
C:	1 vs. Arkansas State (12-10-14)
Blocked Shots	
S:	0
C:	0
Field Goals Made	
S:	1, Two Times
C:	1, Three Times
Field Goal Attempts	
S:	2 vs. Grambling (11-20-14)
C:	2, Two Times
Three-Pointers Made	
S:	1 vs. Grambling (11-20-14)
C:	1 vs. Grambling (11-20-14)
Three-Point Attempts	
S:	2 vs. Grambling (11-20-14)
C:	2 vs. Grambling (11-20-14)
Free Throws Made	
S:	0
C:	0
Free Throw Attempts	
S:	0
C:	0
Minutes	
S:	4, Two Times
C:	4, Two Times

#44 - Isaac Haas

Points	
S:	19 vs. Kansas State (11-24-14)
C:	19 vs. Kansas State (11-24-14)
Rebounds	
S:	8, Two Times
C:	8, Two Times
Assists	
S:	2 vs. Grambling (11-20-14)
C:	2 vs. Grambling (11-20-14)
Steals	
S:	1 vs. North Florida (12-6-14)
C:	1 vs. North Florida (12-6-14)
Blocked Shots	
S:	2, Three Times
C:	2, Three Times
Field Goals Made	
S:	7, Two Times
C:	7, Two Times
Field Goal Attempts	
S:	10 vs. North Florida (12-6-14)
C:	10 vs. North Florida (12-6-14)
Three-Pointers Made	
S:	0
C:	0
Three-Point Attempts	
S:	0
C:	0
Free Throws Made	
S:	7 vs. Samford (11-14-14)
C:	7 vs. Samford (11-14-14)
Free Throw Attempts	
S:	9 vs. Samford (11-14-14)
C:	9 vs. Samford (11-14-14)
Minutes	
S:	24 vs. Grambling (11-20-14)
C:	24 vs. Grambling (11-20-14)

#30 - Neal Beshears

Points	
S:	0
C:	3 vs. Hofstra (11-11-12)
Rebounds	
S:	0
C:	2, Two Times
Assists	
S:	0
C:	2 vs. Northern Illinois (11-11-11)
Steals	
S:	0
C:	0
Blocked Shots	
S:	0
C:	1, Two Times
Field Goals Made	
S:	0
C:	1, Three Times
Field Goal Attempts	
S:	0
C:	2 vs. Lamar (12-4-12)
Three-Pointers Made	
S:	0
C:	1 vs. Hofstra (11-11-12)
Three-Point Attempts	
S:	0
C:	1, Four Times
Free Throws Made	
S:	0
C:	2 vs. IPFW (12-20-11)
Free Throw Attempts	
S:	0
C:	2 vs. IPFW (12-20-11)
Minutes	
S:	0
C:	8 vs. [1] Indiana (2-16-13)

GAME 12 | CROSSROADS CLASSIC | PURDUE vs. NOTRE DAME | DECEMBER 20, 2014

#0 Jon Ochteus Senior Guard Miami, Fla.												
Date	Opponent	Min.	FG	3FG	FT	O-D-T	PF	A	TO	B	S	Pts.
N14	• Samford	20	2-3	0-0	0-0	1-3-4	3	2	2	0	1	4
N16	• IUPUI	27	1-4	0-1	4-5	2-1-3	2	4	1	1	1	6
N20	• Grambling	14	3-4	0-0	1-3	1-1-2	2	2	1	0	1	7
N24	• Kansas State	26	4-6	1-1	3-3	0-2-2	1	6	2	0	2	12
N25	• Missouri	21	2-3	0-0	4-4	0-6-6	1	4	2	0	1	8
N26	• BYU	34	4-10	0-2	0-0	2-2-4	4	3	2	2	1	8
D2	• North Carolina State	20	0-2	0-1	0-0	1-3-4	4	1	0	0	1	0
D6	• North Florida	21	4-9	0-0	1-2	5-5-10	4	2	1	1	0	9
D8	• IPFW	29	3-7	0-1	0-0	3-6-9	2	3	2	0	2	6
D10	• Arkansas State	17	2-3	1-2	4-4	0-1-1	2	1	0	0	0	9
D13	• Vanderbilt	21	1-5	1-2	1-2	2-1-3	5	1	1	0	0	4
D20	Notre Dame											
D22	Gardner-Webb											
D31	Minnesota											
J3	Michigan											
J7	Wisconsin											
J10	Maryland											
J17	Penn State											
J21	Illinois											
J24	Iowa											
J28	Indiana											
J31	Northwestern											
F4	Ohio State											
F7	Minnesota											
F12	Rutgers											
F15	Nebraska											
F19	Indiana											
F26	Rutgers											
M1	Ohio State											
M4	Michigan State											
M7	Illinois											

#1 Bryson Scott Sophomore Guard Fort Wayne, Ind.												
Date	Opponent	Min.	FG	3FG	FT	O-D-T	PF	A	TO	B	S	Pts.
N14	Samford	16	2-3	1-1	2-4	0-1-1	2	1	2	1	1	7
N16	IUPUI	12	1-6	0-1	3-4	0-2-2	2	0	3	0	2	5
N20	Grambling	14	2-5	0-0	4-6	0-1-1	0	2	0	0	3	8
N24	Kansas State	11	2-3	0-0	2-4	0-1-1	0	2	1	0	0	6
N25	Missouri	11	1-1	0-0	0-0	0-0-0	2	1	1	0	1	2
N26	BYU	6	0-1	0-0	2-2	0-0-0	0	2	0	0	1	2
D2	North Carolina State					-- DID NOT PLAY --						
D6	North Florida	16	1-3	0-0	0-0	1-2-3	1	4	1	0	2	2
D8	IPFW	13	0-1	0-0	0-0	1-1-2	5	2	1	0	0	0
D10	Arkansas State	17	4-7	0-1	0-0	1-2-3	0	4	1	1	1	8
D13	Vanderbilt	19	4-9	0-1	2-2	1-1-2	2	2	1	1	1	10
D20	Notre Dame											
D22	Gardner-Webb											
D31	Minnesota											
J3	Michigan											
J7	Wisconsin											
J10	Maryland											
J17	Penn State											
J21	Illinois											
J24	Iowa											
J28	Indiana											
J31	Northwestern											
F4	Ohio State											
F7	Minnesota											
F12	Rutgers											
F15	Nebraska											
F19	Indiana											
F26	Rutgers											
M1	Ohio State											
M4	Michigan State											
M7	Illinois											

#2 Jon McKeeman Junior Guard Fort Wayne, Ind.												
Date	Opponent	Min.	FG	3FG	FT	O-D-T	PF	A	TO	B	S	Pts.
N14	Samford	3	0-0	0-0	0-0	0-0-0	0	0	0	0	0	0
N16	IUPUI					-- DID NOT PLAY --						
N20	Grambling	4	0-0	0-0	0-0	0-0-0	0	0	0	0	0	0
N24	Kansas State					-- DID NOT PLAY --						
N25	Missouri	1	0-1	0-0	0-0	0-0-0	0	0	0	0	0	0
N26	BYU					-- DID NOT PLAY --						
D2	North Carolina State					-- DID NOT PLAY --						
D6	North Florida					-- DID NOT PLAY --						
D8	IPFW					-- DID NOT PLAY --						
D10	Arkansas State	4	0-0	0-0	0-0	0-0-0	1	0	1	0	0	0
D13	Vanderbilt					-- DID NOT PLAY --						
D20	Notre Dame											
D22	Gardner-Webb											
D31	Minnesota											
J3	Michigan											
J7	Wisconsin											
J10	Maryland											
J17	Penn State											
J21	Illinois											
J24	Iowa											
J28	Indiana											
J31	Northwestern											
F4	Ohio State											
F7	Minnesota											
F12	Rutgers											
F15	Nebraska											
F19	Indiana											
F26	Rutgers											
M1	Ohio State											
M4	Michigan State											
M7	Illinois											

#3 P.J. Thompson Freshman Guard Indianapolis, Ind.												
Date	Opponent	Min.	FG	3FG	FT	O-D-T	PF	A	TO	B	S	Pts.
N14	Samford	21	0-2	0-2	0-0	0-0-0	1	3	1	0	2	0
N16	IUPUI	15	0-0	0-0	0-0	0-1-1	2	1	1	0	1	0
N20	Grambling	18	2-8	2-7	0-0	1-1-2	0	4	0	0	2	6
N24	Kansas State	21	1-1	1-1	0-0	0-1-1	4	0	1	0	0	3
N25	Missouri	22	1-1	0-0	5-6	1-0-1	1	2	0	0	1	7
N26	BYU	16	1-3	1-2	1-2	0-1-1	1	1	1	0	1	4
D2	North Carolina State	22	1-4	1-3	0-0	2-1-3	3	4	0	0	0	3
D6	North Florida	27	3-9	1-4	0-0	1-1-2	1	1	1	0	1	7
D8	• IPFW	20	1-3	0-1	0-0	0-2-2	0	2	1	0	1	2
D10	Arkansas State	19	2-3	1-2	0-0	1-1-2	1	2	0	0	0	5
D13	Vanderbilt	11	0-1	0-1	0-0	0-0-0	2	0	0	0	0	0
D20	Notre Dame											
D22	Gardner-Webb											
D31	Minnesota											
J3	Michigan											
J7	Wisconsin											
J10	Maryland											
J17	Penn State											
J21	Illinois											
J24	Iowa											
J28	Indiana											
J31	Northwestern											
F4	Ohio State											
F7	Minnesota											
F12	Rutgers											
F15	Nebraska											
F19	Indiana											
F26	Rutgers											
M1	Ohio State											
M4	Michigan State											
M7	Illinois											

[illegible][illegible][illegible][illegible]

GAME 12 | CROSSROADS CLASSIC | PURDUE vs. NOTRE DAME | DECEMBER 20, 2014

[illegible][illegible][illegible][illegible]

[illegible][illegible][illegible]**P ▶ PAINTER ERA BESTS**

Purdue Team Records (Single-Game)

Most Points	109 vs. Central Connecticut State (11-13-13)
Fewest Points	42 vs. Minnesota (3-13-10)
Margin of Victory	62 (96-34) vs. Northern Illinois (11-11-11)
Margin of Defeat	40 (57-97) vs. Florida State (11-29-05)
Most Points (Half)	59 (1st) vs. Alcorn State (11-17-10)
Fewest Points (Half)	11 (1st) vs. Minnesota (3-13-10)
Most Field Goals Made	43 vs. Central Connecticut State (11-13-13)
Fewest Field Goals Made	14 vs. Eastern Michigan (12-8-12)
Most Field Goal Attempts	81 vs. SIU Edwardsville (12-22-09)
Fewest Field Goal Attempts	42, Three Times; last vs. Wisconsin (1-27-09)
Highest Field Goal Percentage	.612 (30-of-49) vs. [22] Michigan (2-11-06)
Lowest Field Goal Percentage	.276 (16-of-58) vs. Northwestern (1-21-14)
Highest Field Goal Percentage (Half)	.667 (1st) vs. Samford (11-14-14)
Lowest Field Goal Percentage (Half)	.160 (1st) vs. Richmond (11-27-10)
Most Three-Pointers Made	14 vs. Northern Illinois (11-11-11)
Most Three-Point Attempts	34 vs. Coppin State (11-26-11)
Fewest Three-Point Attempts	5, Two Times; last vs. [12] Michigan State (2-9-13)
Highest Three-Point Percentage	.727 (8-of-11) vs. West Virginia (1-19-13)
Most Free Throws Made	33 vs. Missouri (11-25-14)
Fewest Free Throws Made	2 vs. Ohio State (2-8-14)
Most Free Throw Attempts	43 vs. Missouri (11-25-14)
Fewest Free Throw Attempts	5, Four Times; last vs. Ohio State (2-8-14)
Highest Free Throw Percentage	1.000, Two Times; last (13-of-13) vs. Minnesota (1-13-11)
Lowest Free Throw Percentage	.316 (6-of-19) vs. High Point (11-14-11)
Most Rebounds	54 vs. Alcorn State (11-17-10)
Fewest Rebounds	19, Two Times; last vs. Penn State (1-19-11)
Highest Rebound Margin	+28 (50-22) vs. Hofstra (11-11-12)
Lowest Rebound Margin	-26 (20-46) vs. [14] Michigan (2-28-10)
Most Assists	30 vs. Alcorn State (11-17-10)
Fewest Assists	5, Two Times; last vs. Nebraska (2-23-14)
Most Turnovers	28 vs. Florida State (11-29-05)
Fewest Turnovers	3, Four Times; last vs. [20] Indiana (2-4-12)
Most Blocked Shots	14 vs. Northwestern (1-15-09)
Most Steals	18 vs. Arkansas-Pine Bluff (12-6-08)

Career Stats

Beshears, Neal

			Total		3-Point		F-Throws		Rebounds										Scoring	
Season	gp-gs	min/avg	fg-fga	pct	fg-fga	pct	ft-fta	pct	off	def	tot	avg	pf	fo	ast	to	blk	stl	pts	avg
2011-12	10-0	22/2.2	2-3	.667	0-1	.000	2-2	1.000	1	2	3	0.3	1	0	2	3	0	0	6	0.6
2012-13	10-0	27/2.7	1-4	.250	1-3	.333	0-0	.000	1	4	5	0.5	2	0	0	4	1	0	3	0.3
2013-14	6-0	12/2.0	0-1	.000	0-0	.000	0-0	.000	0	2	2	0.3	2	0	0	0	1	0	0	0.0
TOTAL	26-0	61/2.3	3-8	.375	1-4	.250	2-2	1.000	2	8	10	0.4	5	0	2	7	2	0	9	0.3

Brown, Anfernee

			Total		3-Point		F-Throws		Rebounds											Scoring	
Season	gp-gs	min/avg	fg-fga	pct	fg-fga	pct	ft-fta	pct	off	def	tot	avg	pf	fo	ast	to	blk	stl	pts	avg	
2013-14	5-0	9/1.8	1-4	.250	0-2	.000	0-0	.000	0	2	2	0.4	0	0	2	0	0	0	2	0.4	
2014-15	3-0	11/3.7	2-4	.500	1-2	.500	0-0	.000	1	4	5	1.7	3	0	0	1	0	1	5	1.7	
TOTAL	8-0	20/2.5	3-8	.375	1-4	.250	0-0	.000	1	6	7	0.9	3	0	2	1	0	1	7	0.9	

Davis, Rapheal

			Total		3-Point		F-Throws		Rebounds											Scoring	
Season	gp-gs	min/avg	fg-fga	pct	fg-fga	pct	ft-fta	pct	off	def	tot	avg	pf	fo	ast	to	blk	stl	pts	avg	
2012-13	34-17	644/18.9	66-137	.482	10-33	.303	53-80	.663	38	94	132	3.9	63	2	30	42	6	18	195	5.7	
2013-14	32-15	593/18.5	61-141	.433	9-33	.273	60-77	.779	49	70	119	3.7	61	1	42	27	10	16	191	6.0	
2014-15	11-11	261/23.7	33-67	.493	2-13	.154	35-46	.761	5	21	26	2.4	17	0	26	17	2	11	103	9.4	
TOTAL	77-43	1498/19.5	160-345	.464	21-79	.266	148-203	.729	92	185	277	3.6	141	3	98	86	18	45	489	6.4	

Edwards, Vince

			Total		3-Point		F-Throws		Rebounds											Scoring	
Season	gp-gs	min/avg	fg-fga	pct	fg-fga	pct	ft-fta	pct	off	def	tot	avg	pf	fo	ast	to	blk	stl	pts	avg	
2014-15	11-11	296/26.9	45-78	.577	12-31	.387	16-21	.762	32	36	68	6.2	25	1	24	16	7	4	118	10.7	
TOTAL	11-11	296/26.9	45-78	.577	12-31	.387	16-21	.762	32	36	68	6.2	25	1	24	16	7	4	118	10.7	

Haas, Isaac

			Total		3-Point		F-Throws		Rebounds											Scoring	
Season	gp-gs	min/avg	fg-fga	pct	fg-fga	pct	ft-fta	pct	off	def	tot	avg	pf	fo	ast	to	blk	stl	pts	avg	
2014-15	11-3	203/18.5	45-69	.652	0-0	.000	37-66	.561	25	36	61	5.5	24	0	5	18	10	1	127	11.5	
TOTAL	11-3	203/18.5	45-69	.652	0-0	.000	37-66	.561	25	36	61	5.5	24	0	5	18	10	1	127	11.5	

Hammons, A.J.

			Total		3-Point		F-Throws		Rebounds											Scoring	
Season	gp-gs	min/avg	fg-fga	pct	fg-fga	pct	ft-fta	pct	off	def	tot	avg	pf	fo	ast	to	blk	stl	pts	avg	
2012-13	34-27	786/23.1	140-283	.495	0-0	.000	79-116	.681	82	122	204	6.0	69	1	21	55	67	11	359	10.6	
2013-14	31-25	775/25.0	117-229	.511	0-5	.000	101-144	.701	74	156	230	7.4	91	3	15	78	96	13	335	10.8	
2014-15	11-8	217/19.7	41-88	.466	0-6	.000	24-40	.600	26	34	60	5.5	28	1	11	23	33	4	106	9.6	
TOTAL	76-60	1778/23.4	298-600	.497	0-11	.000	204-300	.680	182	312	494	6.5	188	5	47	156	196	28	800	10.5	

Mathias, Dakota

			Total		3-Point		F-Throws		Rebounds											Scoring	
Season	gp-gs	min/avg	fg-fga	pct	fg-fga	pct	ft-fta	pct	off	def	tot	avg	pf	fo	ast	to	blk	stl	pts	avg	
2014-15	11-2	179/16.3	17-45	.378	13-35	.371	6-7	.857	1	20	21	1.9	16	0	15	6	0	2	53	4.8	
TOTAL	11-2	179/16.3	17-45	.378	13-35	.371	6-7	.857	1	20	21	1.9	16	0	15	6	0	2	53	4.8	

McKeeman, Jon

			Total		3-Point		F-Throws		Rebounds											Scoring	
Season	gp-gs	min/avg	fg-fga	pct	fg-fga	pct	ft-fta	pct	off	def	tot	avg	pf	fo	ast	to	blk	stl	pts	avg	
2012-13	1-0	1/1.0	0-0	.000	0-0	.000	0-0	.000	0	0	0	0.0	0	0	0	0	0	0	0	0.0	
2013-14	5-0	10/2.0	2-5	.400	1-2	.500	0-0	.000	0	4	4	0.8	0	0	0	0	0	0	5	1.0	
2014-15	4-0	12/3.0	0-1	.000	0-0	.000	0-0	.000	0	0	0	0.0	1	0	0	1	0	0	0	0.0	
TOTAL	10-0	23/2.3	2-6	.333	1-2	.500	0-0	.000	0	4	4	0.4	1	0	0	1	0	0	5	0.5	

Career Stats

Octeus, Jon

			Total		3-Point		F-Throws		Rebounds											Scoring	
Season	gp-gs	min/avg	fg-fga	pct	fg-fga	pct	ft-fa	pct	off	def	tot	avg	pf	fo	ast	to	blk	stl	pts	avg	
2012-13*	35-1	686/19.6	50-139	.360	7-35	.200	59-75	.787	13	77	90	2.6	74	0	45	37	3	14	166	4.7	
2013-14*	32-32	1075/33.6	130-320	.406	27-76	.355	143-189	.757	33	117	150	4.7	85	3	73	39	5	28	430	13.4	
2014-15	11-11	250/22.7	26-56	.464	3-10	.300	18-23	.783	17	31	48	4.4	30	1	29	14	4	10	73	6.6	
TOTAL	11-11	250/22.7	26-56	.464	3-10	.300	18-23	.783	17	31	48	4.4	30	1	29	14	4	10	73	6.6	
All*	78-44	2011/25.8	206-515	.400	37-121	.306	220-287	.767	63	225	288	3.7	189	4	147	90	12	52	669	8.6	

* Statistics from prior team/school

Scott, Bryson

			Total		3-Point		F-Throws		Rebounds										Scoring	
Season	gp-gs	min/avg	fg-fga	pct	fg-fga	pct	ft-fa	pct	off	def	tot	avg	pf	fo	ast	to	blk	stl	pts	avg
2013-14	32-2	502/15.7	61-170	.359	5-13	.385	70-95	.737	22	60	82	2.6	54	2	44	46	3	30	197	6.2
2014-15	10-0	135/13.5	17-39	.436	1-4	.250	15-22	.682	4	11	15	1.5	14	1	20	11	3	12	50	5.0
TOTAL	42-2	637/15.2	78-209	.373	6-17	.353	85-117	.726	26	71	97	2.3	68	3	64	57	6	42	247	5.9

Smotherman, Basil

			Total		3-Point		F-Throws		Rebounds											Scoring	
Season	gp-gs	min/avg	fg-fga	pct	fg-fga	pct	ft-fa	pct	off	def	tot	avg	pf	fo	ast	to	blk	stl	pts	avg	
2013-14	32-16	604/18.9	65-112	.580	1-12	.083	28-49	.571	46	75	121	3.8	67	1	21	17	4	15	159	5.0	
2014-15	11-0	128/11.6	9-25	.360	1-9	.111	3-7	.429	6	15	21	1.9	12	0	13	5	3	3	22	2.0	
TOTAL	43-16	732/17.0	74-137	.540	2-21	.095	31-56	.554	52	90	142	3.3	79	1	34	22	7	18	181	4.2	

Stephens, Kendall

			Total		3-Point		F-Throws		Rebounds										Scoring	
Season	gp-gs	min/avg	fg-fga	pct	fg-fga	pct	ft-fa	pct	off	def	tot	avg	pf	fo	ast	to	blk	stl	pts	avg
2013-14	32-16	657/20.5	80-225	.356	64-173	.370	32-37	.865	7	50	57	1.8	60	1	25	23	12	14	256	8.0
2014-15	11-8	263/23.9	39-99	.394	32-68	.471	25-30	.833	2	27	29	2.6	15	0	19	18	6	10	135	12.3
TOTAL	43-24	920/21.4	119-324	.367	96-241	.398	57-67	.851	9	77	86	2.0	75	1	44	41	18	24	391	9.1

Taylor, Jacquil

			Total		3-Point		F-Throws		Rebounds											Scoring	
Season	gp-gs	min/avg	fg-fga	pct	fg-fga	pct	ft-fa	pct	off	def	tot	avg	pf	fo	ast	to	blk	stl	pts	avg	
2014-15	6-0	42/7.0	5-11	.455	1-4	.250	2-4	.500	3	9	12	2.0	1	0	2	6	4	1	13	2.2	
TOTAL	6-0	42/7.0	5-11	.455	1-4	.250	2-4	.500	3	9	12	2.0	1	0	2	6	4	1	13	2.2	

Thompson, P.J.

			Total		3-Point		F-Throws		Rebounds											Scoring	
Season	gp-gs	min/avg	fg-fga	pct	fg-fga	pct	ft-fa	pct	off	def	tot	avg	pf	fo	ast	to	blk	stl	pts	avg	
2014-15	11-1	212/19.3	12-35	.343	7-23	.304	6-8	.750	6	9	15	1.4	16	0	20	6	0	9	37	3.4	
TOTAL	11-1	212/19.3	12-35	.343	7-23	.304	6-8	.750	6	9	15	1.4	16	0	20	6	0	9	37	3.4	

Toyra, Stephen

			Total		3-Point		F-Throws		Rebounds											Scoring	
Season	gp-gs	min/avg	fg-fga	pct	fg-fga	pct	ft-fla	pct	off	def	tot	avg	pf	fo	ast	to	blk	stl	pts	avg	
2012-13	11-0	30/2.7	0-1	.000	0-1	.000	2-5	.400	2	2	4	0.4	1	0	1	0	0	0	2	0.2	
2013-14	8-0	30/3.8	4-12	.333	0-4	.000	4-4	1.000	2	1	3	0.4	5	0	0	3	0	2	12	1.5	
2014-15	4-0	16/4.0	0-2	.000	0-1	.000	2-4	.500	0	2	2	0.5	1	0	0	3	0	0	2	0.5	
TOTAL	23-0	76/3.3	4-15	.267	0-6	.000	8-13	.615	4	5	9	0.4	7	0	1	6	0	2	16	0.7	

PURDUE ROSTER NOTES

- Purdue has just six upperclassmen on its roster and before mid-August, just two of them were on scholarship (Hammons, Davis).
- Juniors **Rapheal Davis** and **A.J. Hammons** were the lone upperclassmen on scholarship until recently. Senior **Neal Beshears** was put on scholarship for the second semester last winter and junior **Stephen Toyra** was added before the start of school in August. **Jon Octeus** joined the team in early October.
- One year after having 12 of its 15 players from the state of Indiana on its roster, the 2014-15 edition has nine of its 15 players from the state.
- Last year, just three states were represented (Indiana, Washington, Illinois) on the Boilermakers' roster. This year's total is up to six as the freshman class has five players from four different states.
- Purdue is one of five teams nationally to have a pair of 7-footers on its roster as freshman **Isaac Haas** (7-2) and junior **A.J. Hammons** (7-0) will both roam the paint. The Boilermakers join Oklahoma State, UC Irvine and Arizona and Florida State (3) in that regard.
- The trio of Haas, Hammons and freshman **Jacquil Taylor** (who stands 6-9, but has a 7-2 wingspan and 9-0 reach) combine for a 21-10 wingspan (longer than the three-point line) and a combined reach of 27-8. The length of an average school bus is 48 feet.

Players By State

Indiana (9): Beshears, Brown, Davis, Hammons, McKeeman, Scott, Smotherman, Thompson, Toyra

Ohio (2): Edwards, Mathias

Alabama (1): Haas

Florida (1): Octeus

Illinois (1): Stephens

Massachusetts (1): Taylor

Players By Year

Freshmen (5): Edwards, Haas, Mathias, Taylor, Thompson

Sophomores (4): Brown, Scott, Smotherman, Stephens

Juniors (4): Davis, Hammons, McKeeman, Toyra

Seniors (2): Beshears, Octeus

Players By Height

5-10:	Thompson
6-1:	Brown, McKeeman, Scott
6-3:	Toyra
6-4:	Mathias, Octeus
6-5:	Davis
6-6:	Smotherman, Stephens
6-7:	Beshears, Edwards
6-9:	Taylor
7-0:	Hammons
7-2:	Haas

Players By Weight

175:	Octeus
180:	Toyra
188:	Thompson
190:	Brown, McKeeman
197:	Mathias, Stephens
198:	Beshears
206:	Scott
217:	Davis, Taylor
220:	Edwards
222:	Smotherman
261:	Hammons
297:	Haas

2014-15 Purdue Numerical Roster

No.	Name	Yr.	Pos.	Ht.	Wt.	Hometown (High School / Previous School)
0	Jon Octeus	Sr.	G	6-4	175	Miami, Fla. (Royal Palm Beach / Colorado State)
1	Bryson Scott	So.	G	6-1	206	Fort Wayne, Ind. (Northrop)
2	Jon McKeeman	Jr.	G	6-1	190	Fort Wayne, Ind. (Carroll)
3	P.J. Thompson	Fr.	G	5-10	188	Indianapolis, Ind. (Brebeuf Prep)
5	Basil Smotherman	So.	F	6-6	222	Indianapolis, Ind. (Lawrence North)
11	Stephen Toyra	Jr.	G	6-3	180	Lafayette, Ind. (Faith Christian)
12	Vince Edwards	Fr.	F	6-7	220	Middletown, Ohio (Middletown)
20	A.J. Hammons	Jr.	C	7-0	261	Gary, Ind. (Oak Hill [Va.] Academy)
21	Kendall Stephens	So.	G	6-6	197	St. Charles, Ill. (St. Charles East)
23	Jacquil Taylor	Fr.	F	6-9	217	Cambridge, Mass. (Beaver Country Day School)
24	Anfernee Brown	So.	G	6-1	190	East Chicago, Ind. (East Chicago Central)
30	Neal Beshears	Sr.	F	6-7	198	Winchester, Ind. (Winchester / Maine Central Institute)
31	Dakota Mathias	Fr.	G	6-4	197	Elida, Ohio (Elida)
35	Rapheal Davis	Jr.	G	6-5	217	Fort Wayne, Ind. (La Lumiere School)
44	Isaac Haas	Fr.	C	7-2	297	Hokes Bluff, Ala. (Hokes Bluff)

2014-15 Purdue Alphabetical Roster

No.	Name	Yr.	Pos.	Ht.	Wt.	Hometown (High School / Previous School)
30	Neal Beshears	Sr.	F	6-7	198	Winchester, Ind. (Winchester / Maine Central Institute)
24	Anfernee Brown	So.	G	6-1	190	East Chicago, Ind. (East Chicago Central)
35	Rapheal Davis	Jr.	G	6-5	217	Fort Wayne, Ind. (La Lumiere School)
12	Vince Edwards	Fr.	F	6-7	220	Middletown, Ohio (Middletown)
44	Isaac Haas	Fr.	C	7-2	297	Hokes Bluff, Ala. (Hokes Bluff)
20	A.J. Hammons	Jr.	C	7-0	261	Gary, Ind. (Oak Hill [Va.] Academy)
31	Dakota Mathias	Fr.	G	6-4	197	Elida, Ohio (Elida)
2	Jon McKeeman	Jr.	G	6-1	190	Fort Wayne, Ind. (Carroll)
0	Jon Octeus	Sr.	G	6-4	175	Miami, Fla. (Royal Palm Beach / Colorado State)
1	Bryson Scott	So.	G	6-1	206	Fort Wayne, Ind. (Northrop)
5	Basil Smotherman	So.	F	6-6	222	Indianapolis, Ind. (Lawrence North)
21	Kendall Stephens	So.	G	6-6	197	St. Charles, Ill. (St. Charles East)
23	Jacquil Taylor	Fr.	F	6-9	217	Cambridge, Mass. (Beaver Country Day School)
3	P.J. Thompson	Fr.	G	5-10	188	Indianapolis, Ind. (Brebeuf Prep)
11	Stephen Toyra	Jr.	G	6-3	180	Lafayette, Ind. (Faith Christian)

Purdue Coaching / Support Staff

Head Coach:	Matt Painter	10th season	Purdue (1994)
Associate Head Coach:	Jack Owens	Seventh season	Eastern Illinois (1999)
Assistant Coach:	Greg Gary	Fourth season	Tulane (1992)
Assistant Coach:	Brandon Brantley	Second season	Purdue (1997)
Director of Basketball Operations:	Elliot Bloom	Seventh season	Purdue (1999)
Assistant Director of Sports Performance:	Josh Bonhotal	Fourth season	Wisconsin (2006)
Athletic Trainer:	Chad Young	Third season	Bowling Green (1999)
Video Coordinator:	Nick Terruso	11th season	Purdue (2000)
Assistant Video Coordinator:	Kenneth Lowe	Second season	Purdue (2004)

Pronunciation Guide

0	Jon Octeus	OCK-tee-us
5	Basil Smotherman	Baz-ull
11	Stephen Toyra	steven toy-Ruh
23	Jacquil Taylor	juh-Keel
30	Neal Beshears	buh-Sheers
31	Dakota Mathias	muh-Thigh-us
35	Rapheal Davis	ray-fell
44	Isaac Haas	HAHSS