

R E M E M B E R T H E N A M E



PURDUE™



TOURNAMENT NOTES



#1 - Johnny Hill
Senior | Guard | 6-3 | 187
Glendale Heights, Ill.



#2 - Jon McKeeman
Senior | Guard | 6-1 | 190
Fort Wayne, Ind.



#3 - P.J. Thompson
Sophomore | Guard | 5-10 | 188
Indianapolis, Ind.




#5 - Basil Smotherman
Junior | Forward | 6-6 | 230
Indianapolis, Ind.



#11 - Stephen Toyra
Senior | Guard | 6-3 | 185
Lafayette, Ind.




#12 - Vince Edwards
Sophomore | Forward | 6-8 | 225
Middletown, Ohio




#14 - Ryan Cline
Freshman | Guard | 6-5 | 190
Carmel, Ind.




#20 - A.J. Hammons
Senior | Center | 7-0 | 250
Gary, Ind.



#21 - Kendall Stephens
Junior | Guard | 6-7 | 205
St. Charles, Ill.




#22 - Grant Weatherford
Freshman | Guard | 6-2 | 198
Cicero, Ind.



#23 - Jacquil Taylor
RS Freshman | Forward | 6-10 | 240
Cambridge, Mass.



#24 - Grady Eifert
Freshman | Forward | 6-6 | 221
Fort Wayne, Ind.



#31 - Dakota Mathias
Sophomore | Guard | 6-4 | 200
Elida, Ohio



#35 - Rapheal Davis
Senior | Guard | 6-6 | 217
Fort Wayne, Ind.



#44 - Isaac Haas
Sophomore | Center | 7-2 | 282
Hokes Bluff, Ala.



#50 - Caleb Swanigan
Freshman | Forward | 6-9 | 250
Fort Wayne, Ind.



Matt Painter
Head Coach
Purdue (1994)
11th Season at Purdue



Jack Owens
Associate Head Coach
Eastern Illinois (1999)
8th Season at Purdue



Greg Gary
Assistant Coach
Tulane (1992)
5th Season at Purdue



Brandon Brantley
Assistant Coach
Purdue (1997)
3rd Season at Purdue



Elliot Bloom
Director of Operations
Purdue (1999)
8th Season at Purdue



PURDUE BOILERMAKERS

2015-16 BASKETBALL GAME NOTES

23 Big Ten Championships | 48 All-Americans | 10 Big Ten Coaches of the Year | 2 No. 1 NBA Draft Picks

SCHEDULE AND RESULTS

Nov.	P/O	Rank	Opponent	Time / Result
13	\$	23 / --	North Carolina A&T	W, 81-40
15	\$	23 / --	Vermont	W, 107-79
18		21 / --	Incarnate Word	W, 96-61
21	%	21 / --	vs. Old Dominion	W, 61-39
22	%	21 / RV	vs. Florida	W, 85-70
28		16 / --	Lehigh	W, 77-55

Dec.	Rank	Opponent	Time / Result
1	^	11 / RV	at Pittsburgh
5		11 / --	New Mexico
7		11 / --	IUPUI
9		11 / --	Howard
12		11 / --	Youngstown State
19	&	9 / 17	vs. Butler
22		14 / RV	Vanderbilt
29	*	14 / --	at Wisconsin

Jan.	Rank	Opponent	Time / Result
2	*	14 / RV	Iowa
7	*	20 / --	Michigan
10	*	20 / --	at Illinois
13	*	24 / --	Penn State
18	*	22 / --	at Rutgers
21	*	22 / --	Ohio State
24	*	22 / 9	at Iowa
27	*	21 / --	at Minnesota
30	*	21 / --	Nebraska

Feb.	Rank	Opponent	Time / Result
6	*	18 / 4	at Maryland
9	*	18 / 8	Michigan State
13	*	18 / --	at Michigan
16	*	17 / --	Northwestern
20	*	17 / 22	at Indiana
27	*	20 / 10	Maryland

Mar.	Rank	Opponent	Time / Result
1	*	15 / --	at Nebraska
6	*	15 / RV	Wisconsin
11	@	13 / --	vs. Illinois
12	@	13 / --	vs. Michigan
13	@	13 / 2	vs. Michigan State
17	%	12 / --	vs. Little Rock

• Home games played at Mackey Arena.

• All times Eastern and subject to change.

\$ Denotes Hall of Fame Tipoff Classic (West Lafayette, Ind.)

% Denotes Hall of Fame Tipoff Classic (Uncasville, Conn.)

^ Denotes ACC / Big Ten Challenge (West Lafayette, Ind.)

& Denotes Crossroads Classic (Indianapolis, Ind.)

@ Denotes Big Ten Tournament (Chicago, Ill.)

% Denotes NCAA Tournament (Denver, Colo.)

* Denotes Big Ten Conference game

PURDUE SOCIAL MEDIA

Twitter | Instagram: @BoilerBall | @ChrisForman12 (Twitter)

Hashtags: #BoilerUp | #BoilerNotes

SoundCloud: @PurdueSports (audio highlights)

Facebook: Facebook.com/PurdueMBB

ATHLETICS COMMUNICATIONS

SID Contact: Chris Forman

Office Phone: 765-494-3201

Cell Phone: 413-687-4590

Email: cforman@purdue.edu

Twitter: @ChrisForman12

C53 PURDUE (26-8) VS. C123 LITTLE ROCK (29-4)



@BoilerBall

Head Coach: Matt Painter (Purdue '94)

Record at Purdue: 238-133 (11th)

Overall Record: 263-138 (12th)

NCAA Record: 8-8 (9th)



@LittleRockMBB

Head Coach: Chris Beard (Texas '95)

Record at Little Rock: 29-4 (1st)

Overall Record: 170-49 (7th)

NCAA Record: 0-0 (1st)

▶ ALL STATS AND NOTES ARE THROUGH SUNDAY, MARCH 13 (unless noted).

THE SCENE SETTER

▶ Fifth-seeded Purdue begins its NCAA Tournament journey on Thursday with a matchup against No. 12 seed Little Rock in Denver, Colorado. The Boilermakers and Trojans will tip at approximately 4:20 p.m. ET with **Andrew Catalon**, **Steve Lappas** and **Jamie Erdahl** providing expert commentary on TBS. On the radio dial, legendary broadcasters **Larry Clisby** and **Rob Blackman** will do the same on the Purdue Radio Network with **Wes Scott** producing. Live stats will be available on StatBroadcast.com and as always, in-game updates will be provided on Twitter (@BoilerBall).

NOTES YOU NEED TO KNOW

▶ Purdue will be appearing in its 28th NCAA Tournament and its eighth appearance in 11 years under **Matt Painter**. The Boilermakers are looking for their first win in the NCAA Tournament since the 2012 event.

▶ Purdue is ranked 12th in the final AP top 25 poll, its highest final ranking since 2009-10 (10th).

▶ Purdue fell to Michigan State in the Big Ten Tournament Championship game on Sunday, 66-62. The Boilermakers trailed by 13 points late in the first half, but cut the lead to one late in the half before falling just short to the Spartans. It marked Purdue's third Big Ten title game appearance and first since 2009.

▶ Purdue's bench has outscored 31-of-34 opponents this year (Ohio State, Michigan State twice).

▶ Purdue has scored 1,084 of its 2,643 points in the paint, accounting for 41.0 percent of its scoring.

▶ Purdue's center tandem of **A.J. Hammons** and **Isaac Haas** have combined to average 23.9 points, 11.3 rebounds, 3.1 blocks and 1.4 assists per game in 37.1 minutes per game. The duo is shooting 318-of-535 (.594) from the field.

▶ Purdue recorded a season-low tying five turnovers in the loss to Michigan State on Sunday. Over the last five games, Purdue is averaging just 9.2 turnovers per game. The Boilermakers averaged 12.4 turnovers in the first 29 games of the season.

▶ Purdue has outrebounded 32-of-34 opponents this year, being outrebounded by Michigan (Feb. 13) and Michigan State (March 13).

▶ The **Gene Keady** coaching tree will be quite visible during the 2016 tournament. Three members of the 1992-93 Purdue team will be coaching in the NCAA Tournament (Green Bay's **Linc Darnier**, Purdue's **Matt Painter**, California's **Cuonzo Martin**).

PURDUE LINEUP

Purdue (26-8 / No. 5 Seed)	Ht.	Wt.	Yr.	Hometown	GP / GS	PPG	RPG	APG	MPG
F 12 Vince Edwards	6-8	225	So.	Middletown, Ohio	34 / 34	11.0	5.1	2.9	27.1
F 50 Caleb Swanigan	6-9	250	Fr.	Fort Wayne, Ind.	33 / 33	10.4	8.2	1.8	25.8
C 20 A.J. Hammons	7-0	250	Sr.	Gary, Ind.	32 / 19	14.9	8.0	2.4(b)	24.2
G 3 P.J. Thompson	5-10	188	So.	Indianapolis, Ind.	34 / 23	5.7	2.1	2.7	22.4
G 35 Rapheal Davis (Ray-fell)	6-6	217	Sr.	Fort Wayne, Ind.	30 / 30	8.3	3.9	2.3	29.4
G 1 Johnny Hill	6-3	187	Sr.	Glendale Heights, Ill.	34 / 11	5.1	2.7	2.3	17.8
G 2 Jon McKeeman	6-1	190	Sr.	Fort Wayne, Ind.	-- REDSHIRTING 2015-16 SEASON --				
F 5 Basil Smotherman	6-6	230	Jr.	Indianapolis, Ind.	-- REDSHIRTING 2015-16 SEASON --				
G 11 Stephen Toyra (Toy-ruh)	6-3	180	Sr.	Lafayette, Ind.	11 / 0	0.7	0.4	0.4	2.4
G 14 Ryan Cline	6-5	190	Fr.	Carmel, Ind.	34 / 0	3.9	1.2	1.3	13.5
G 21 Kendall Stephens	6-7	205	Jr.	St. Charles, Ill.	24 / 0	6.1	1.3	0.8	14.2
G 22 Grant Weatherford	6-2	198	Fr.	Cicero, Ind.	-- REDSHIRTING 2015-16 SEASON --				
F 23 Jacquil Taylor (Juh-keel)	6-10	240	R-Fr.	Cambridge, Mass.	13 / 0	1.8	1.5	0.3(b)	4.6
F 24 Grady Eifert (eye-fert)	6-6	221	Fr.	Fort Wayne, Ind.	11 / 0	0.6	0.7	0.0	2.5
G 31 Dakota Mathias (muh-thigh-us)	6-4	200	So.	Elida, Ohio	34 / 5	5.3	2.1	2.3	18.6
C 44 Isaac Haas (HAHSS)	7-2	282	So.	Hokes Bluff, Ala.	34 / 15	9.9	3.8	0.8(b)	14.4

Little Rock (29-4 / No. 12 Seed)	Ht.	Wt.	Yr.	Hometown	GP / GS	PPG	RPG	APG	MPG
F 0 Roger Woods	6-5	230	Sr.	Jackson, Miss.	33 / 16	9.8	4.1	1.6	22.2
F 12 Lis Shoshi	6-11	210	Jr.	Peje, Kosovo	33 / 32	6.8	5.3	1.2(b)	22.4
F 14 Mareik Isom	6-9	215	Jr.	Austin, Texas	32 / 8	6.2	2.7	0.5(b)	19.2
G 3 Josh Hagins	6-1	180	Sr.	Bossier City, La.	33 / 32	12.8	4.1	4.7	30.3
G 13 Marcus Johnson Jr.	5-11	175	Jr.	Charlotte, N.C.	33 / 16	12.7	3.0	1.6	30.1

GAMEDAY INFO

Date	Thursday, March 17, 2016
Tip Time	2:20 p.m. MT / 4:20 p.m. ET
Location	Denver, Colorado
Arena	Pepsi Center (19,155)
Television	TBS
Talent	Andrew Catalon, Steve Lappas
Sideline	Jamie Erdahl
Radio	Purdue Radio Network
Talent	Larry Clisby, Rob Blackman
National Radio	Compass Media Networks
Live Stats	StatBroadcast.com

THE NUMBERS

Category	Purdue	LR
Record	26-8	29-4
Conf Record	12-6	17-3
(AP / Coaches)	12 / 10	-- / RV
Streak	Loss-1	Win-2
Scoring Offense	77.7	70.9
Scoring Defense	64.6	59.6
Scoring Margin	+13.1	+11.3
Field Goal Pct.	.472	.458
Field Goal Pct. Defense	.391	.388
3-Point Pct.	.368	.488
3-Point Pct. Defense	.313	.307
Free Throw Pct.	.742	.734
Rebound Margin	+10.6	+0.1
Assists Per Game	17.6	13.1
Turnovers Per Game	11.9	10.5
Assist:Turnover Ratio	1.47	1.25
Turnover Margin	-2.53	+3.55
Steals Per Game	4.3	6.5
Blocked Shots Per Game	4.6	3.2

PURDUE GAME NOTES | NCAA TOURNAMENT FIRST ROUND | MARCH 17, 2016 vs. LITTLE ROCK

PURDUE IN THE NATIONAL POLLS

	PRE.	N16	N23	N30	D7	D14	D21	D28	J4	J11	J18	J25	F1	F8	F15	F22	F29	M7	M14
AP	23	21	16	11	11	9	14	14	20	24	22	21	18	18	17	20	15	13	12
USA Today	24	23	15	11	11	8	13	14	18	24	22	21	16	16	16	19	13	13	10

PURDUE IN THE NCAA TOURNAMENT

Year	Date	Region	Round	Opponent	Seeds	Site	Result	Score
1969	March 13	Midwest	Reg. Semi.	Miami, Ohio	-- / --	Madison, Wis.	W	91-71
	March 15	Midwest	Reg. Final	Marquette	-- / --	Madison, Wis.	W	75-73 •
	March 20	Midwest	Nat. Semi.	North Carolina	-- / --	Louisville, Ky.	W	92-65
	March 22	Midwest	Nat. Final	UCLA	-- / --	Louisville, Ky.	L	72-92
1977	March 12	East	1st Rd.	North Carolina	-- / --	Raleigh, N.C.	L	66-69
1980	March 6	Midwest	1st Rd.	LaSalle	6 / 11	West Lafayette, Ind.	W	90-82
	March 8	Midwest	2nd Rd.	St. John's	6 / 3	West Lafayette, Ind.	W	87-73
	March 13	Midwest	Reg. Semi.	Indiana	6 / 2	Lexington, Ky.	W	76-69
	March 15	Midwest	Reg. Final	Duke	6 / 4	Lexington, Ky.	W	68-60
	March 22	Midwest	Nat. Semi.	UCLA	6 / 8	Indianapolis, Ind.	L	62-67
	March 24	Midwest	Nat. Cons.	Iowa	6 / 5	Indianapolis, Ind.	W	75-58
1983	March 17	Midwest	1st Rd.	Robert Morris	5 / 12	Tampa, Fla.	W	55-53
	March 19	Midwest	2nd Rd.	Arkansas	5 / 4	Tampa, Fla.	L	68-78
1984	March 17	Midwest	2nd Rd.	Memphis	3 / 6	Memphis, Tenn.	L	48-66
1985	March 14	Midwest	1st Rd.	Auburn	6 / 11	South Bend, Ind.	L	58-59
1986	March 13	Southeast	1st Rd.	Louisiana State	6 / 11	Baton Rouge, La.	L	87-94 •••
1987	March 13	East	1st Rd.	Northeastern	3 / 14	Syracuse, N.Y.	W	104-95
	March 15	East	2nd Rd.	Florida	3 / 6	Syracuse, N.Y.	L	66-85
1988	March 17	Midwest	1st Rd.	Fairleigh Dickinson	1 / 16	South Bend, Ind.	W	94-79
	March 19	Midwest	2nd Rd.	Memphis	1 / 9	South Bend, Ind.	W	100-79
	March 25	Midwest	Reg. Semi.	Kansas State	1 / 4	Pontiac, Mich.	L	70-73
1990	March 16	Midwest	1st Rd.	Louisiana-Monroe	2 / 15	Indianapolis, Ind.	W	75-63
	March 18	Midwest	2nd Rd.	Texas	2 / 10	Indianapolis, Ind.	L	72-73
1991	March 14	East	1st Rd.	Temple	7 / 10	College Park, Md.	L	63-80
1993	March 18	East	1st Rd.	Rhode Island	9 / 8	Winston-Salem, N.C.	L	68-74
1994	March 17	Southeast	1st Rd.	UCF	1 / 16	Lexington, Ky.	W	98-67
	March 19	Southeast	2nd Rd.	Alabama	1 / 9	Lexington, Ky.	W	83-73
	March 24	Southeast	Reg. Semi.	Kansas	1 / 4	Knoxville, Tenn.	W	83-78
	March 26	Southeast	Reg. Final	Duke	1 / 2	Knoxville, Tenn.	L	60-69
1995	March 17	Midwest	1st Rd.	Green Bay	3 / 14	Austin, Texas	W	49-48
	March 19	Midwest	2nd Rd.	Memphis	3 / 6	Austin, Texas	L	73-75
1996	March 14	West	1st Rd.	Western Carolina	1 / 16	Albuquerque, N.M.	W	73-71
	March 16	West	2nd Rd.	Georgia	1 / 8	Albuquerque, N.M.	L	69-76
1997	March 13	Southeast	1st Rd.	Rhode Island	8 / 9	Memphis, Tenn.	W	83-76 •
	March 15	Southeast	2nd Rd.	Kansas	8 / 1	Memphis, Tenn.	L	61-75
1998	March 13	Midwest	1st Rd.	Delaware	2 / 15	Chicago, Ill.	W	95-56
	March 15	Midwest	2nd Rd.	Detroit	2 / 10	Chicago, Ill.	W	80-65
	March 20	Midwest	Reg. Semi.	Stanford	2 / 3	St. Louis, Mo.	L	59-67
1999	March 12	East	1st Rd.	Texas	10 / 7	Boston, Mass.	W	58-54
	March 14	East	2nd Rd.	Miami, Fla.	10 / 2	Boston, Mass.	W	73-63
	March 19	East	Reg. Semi.	Temple	10 / 6	East Rutherford, N.J.	L	55-77
2000	March 16	West	1st Rd.	Dayton	6 / 11	Tucson, Ariz.	W	62-61
	March 18	West	2nd Rd.	Oklahoma	6 / 3	Tucson, Ariz.	W	66-62
	March 23	West	Reg. Semi.	Gonzaga	6 / 10	Albuquerque, N.M.	W	75-66
	March 25	West	Reg. Final	Wisconsin	6 / 8	Albuquerque, N.M.	L	60-64
2003	March 21	South	1st Rd.	Louisiana State	9 / 8	Birmingham, Ala.	W	80-56
	March 23	South	2nd Rd.	Texas	9 / 1	Birmingham, Ala.	L	67-77
2007	March 16	Midwest	1st Rd.	Arizona	9 / 8	New Orleans, La.	W	72-63
	March 18	Midwest	2nd Rd.	Florida	9 / 1	New Orleans, La.	L	67-74
2008	March 20	West	1st Rd.	Baylor	6 / 11	Washington, D.C.	W	90-79
	March 22	West	2nd Rd.	Xavier	6 / 3	Washington, D.C.	L	78-85
2009	March 19	West	1st Rd.	UNI	5 / 12	Portland, Ore.	W	61-56
	March 21	West	2nd Rd.	Washington	5 / 4	Portland, Ore.	W	76-74
	March 26	West	Reg. Semi.	Connecticut	5 / 1	Glendale, Ariz.	L	60-72
2010	March 19	South	1st Rd.	Siena	4 / 13	Spokane, Wash.	W	72-64
	March 21	South	2nd Rd.	Texas A&M	4 / 5	Spokane, Wash.	W	63-61 •
	March 26	South	Reg. Semi.	Duke	4 / 1	Houston, Texas	L	57-70
2011	March 18	Southwest	2nd Rd.	Saint Peter's	3 / 14	Chicago, Ill.	W	65-43
	March 20	Southwest	3rd Rd.	VCU	3 / 11	Chicago, Ill.	L	76-94
2012	March 16	Midwest	2nd Rd.	Saint Mary's	10 / 7	Omaha, Neb.	W	72-69
	March 18	Midwest	3rd Rd.	Kansas	10 / 2	Omaha, Neb.	L	60-63
2015	March 19	Midwest	2nd Rd.	Cincinnati	9 / 8	Louisville, Ky.	L	66-67 •
2016	March 17	Midwest	1st Rd.	Little Rock	5 / 12	Denver, Colo.		

NCAA Tournament Appearances (28)

1969	1977	1980	1983	1984	1985	1986
1987	1988	1990	1991	1993	1994	1995
1996	1997	1998	1999	2000	2003	2007
2008	2009	2010	2011	2012	2015	2016

NCAA Tournament Record By Round

Overall Record	35-27 (.565)
First Round	17-5 (.773)
Second Round	10-11 (.476)
Third Round	0-2 (.000)
Regional Semifinals	4-5 (.444)
Regional Finals	2-2 (.500)
National Semifinals	1-1 (.500)
National Consolation	1-0 (.000)
National Finals	0-1 (.000)

Purdue's NCAA Tournament History

- This will be Purdue's 28th NCAA Tournament in school history, ranking 24th all-time among Division I schools.
- Purdue owns a 35-27 overall record, ranking 26th in NCAA Tournament history in tournament wins.
- Purdue has reached the Sweet 16 nine times and has advanced to two Final Fours, coming in 1969 and 1980.
- With this year's appearance, every senior class since the Class of 1983 has appeared in two NCAA Tournaments with the exception of the 2004, 2005, 2006 and 2007 classes (one appearance each).

As The Underdog

- Purdue relishes the role of being the underdog, ranking fourth among all schools in NCAA Tournament history in wins by an underdog.

Most NCAA Wins by a Lower-Seeded Team

Rk.	Team	Wins
1.	Michigan State	16
2.	Villanova	15
3.	UCLA	12
4.	Purdue	11
	North Carolina State	11
6.	Arizona	10
	Louisville	10
	Temple	10

MISCELLANEOUS

Seed, Region Year-by-Year				Record By Seed	
Year	Seed	Reg.	Rec.	Unseeded (2)	
1969	-	ME	3-1	1 (3)	6-3
1977	-	E	0-1	2 (2)	3-2
1980	6	ME	5-1	3 (4)	3-4
1983	5	ME	1-1	4 (1)	2-1
1984	3	MW	0-1	5 (2)	3-2
1985	6	MW	0-1	6 (5)	9-5
1986	6	SE	0-1	7 (1)	0-1
1987	3	E	1-1	8 (1)	1-1
1988	1	MW	2-1	9 (4)	2-4
1990	2	MW	1-1	10 (2)	3-2
1991	7	E	0-1		
1993	9	E	0-1		
1994	1	SE	3-1		
1995	3	MW	1-1		
1996	1	W	1-1		
1997	8	SE	1-1		
1998	2	MW	2-1		
1999	10	E	2-1		
2000	6	W	3-1		
2003	9	S	1-1		
2007	9	MW	1-1		
2008	6	W	1-1		
2009	5	W	2-1		
2010	4	S	2-1		
2011	3	SW	1-1		
2012	10	MW	1-1		
2015	9	MW	0-1		
2016	5	MW			
Record vs. Higher / Lower				Record vs. Seed	
Higher Seed (ex: 1 vs. 8)				1	0-5
Lower Seed (ex: 7 vs. 2)				2	1-2
				3	2-2
				4	3-2
				5	2-0
				6	0-4
				7	2-0
				8	2-5
				9	3-0
				10	3-2
				11	3-3
				12	2-0
				13	1-0
				14	3-0
				15	2-0
				16	3-0

■ The History Between the Teams

- Purdue and Little Rock have faced each other just once in school history, a 102-88 Purdue victory on Nov. 20, 1987.
- The "Three Amigos" of **Todd Mitchell** (22), **Troy Lewis** (18) and **Everette Stephens** (15) combined for 55 points, 19 rebounds and 18 assists as Purdue shot 60.6 percent from the field in the 1987-88 season opener.

■ Put It on Repeat

- Purdue faced Little Rock on Nov. 20, 1987, in the only meeting between the two teams. Purdue's next opponent in that season was Iowa State (Nov. 24, 1987), a possible second-round opponent for the Boilermakers.

■ Two of the Nation's Best Defenses

- Two of the nation's top defenses will go at it on Thursday in Denver. The numbers in the national rankings bear that out.

► Comparing Defenses

Category (NCAA Rankings)	Purdue	Little Rock
Scoring Defense	26th	2nd
Field Goal Percentage Defense	16th	9th
3-Point Percentage Defense	32nd	19th
2-Point Percentage Defense	16th	50th
KenPom Adj. Defensive Efficiency	18th	35th

■ Boilermakers Make Impressive Run to Big Ten Finals

- Purdue may have lost to No. 2-ranked Michigan State in the Big Ten Tournament finals on Sunday, but gained a lot of attention for the run.
- The Boilermakers posted efficient numbers on the offensive end during the weekend.

► The Big Ten Tournament Statblast

Category	Total	Avg.
Scoring Offense	227	75.7
Scoring Defense	183	61.0
Field Goals	85-170	.500
3-Pointers	20-54	.370
Free Throws	37-49	.755
Assists	53	17.7
Turnovers	27	9.0

■ Two on the All-Tournament Team

- Vince Edwards** and **A.J. Hammons** had impressive performances to earn a spot on the All-Big Ten Tournament team. The honors were Purdue's first all-Tournament performers since the 2009 season (**Robbie Hummel**, **JaJuan Johnson**, **E'Twaun Moore**).
- Hammons averaged 16.0 points, 9.3 rebounds, 1.3 assists and 1.3 blocks per game in just 26.7 minutes per game. Hammons shot 60.6 percent from the field (20-of-33) and 72.7 percent (8-of-11) from the free throw line.
- Edwards averaged 15.3 points, 3.3 rebounds and 1.7 assists per game while shooting 50.0 percent (16-of-32) from the field in 27.3 minutes per contest.

■ Top-3 Finishes

- Purdue has finished tied for third in the Big Ten standings in each of the last two seasons, just two years removed from finishing last during the 2014 season.
- Five teams have finished in the top three in each of the last two years (Purdue, Michigan State, Maryland, Iowa, Wisconsin).

■ Painter Leads Purdue to High Finish

- Matt Painter** has led Purdue to six top-three finishes during his 11 years as the Boilermakers' head coach (2008, 2009, 2010, 2011, 2015, 2016).

■ Defense Lives Here

- With **A.J. Hammons** being selected as the Big Ten's Defensive Player of the Year last week, it continued an incredible run on the defensive end for the Boilermakers' program.
- Purdue representatives have now won exactly half (7) of the last 14 Big Ten Defensive Player of the Year accolades (since 2003) and nine of the 32 total awards handed out.
- For the second time in the last seven years, Purdue has had different players win Defensive Player of the Year in back-to-back seasons.

► Purdue Defensive Player of the Year Award Winners

Year	Player	Position
1983-84	Ricky Hall	Guard
1995-96	Porter Roberts	Guard
2002-03	Kenneth Lowe	Guard
2003-04	Kenneth Lowe	Guard
2007-08	Chris Kramer	Guard
2009-10	Chris Kramer	Guard
2010-11	JaJuan Johnson	Forward
2014-15	Rapheal Davis	Guard
2015-16	A.J. Hammons	Center

► Big Ten Defensive Player of the Year Winners (by school)

Purdue	9
Ohio State	5
Illinois	4
Indiana	3
Michigan State	3
Iowa	2
Michigan	2
Minnesota	1
Northwestern	1
Penn State	1
Wisconsin	1

■ Two on the Team

- Purdue had multiple players (**A.J. Hammons**, **Rapheal Davis**) on the Big Ten's All-Defensive Team for the second straight year and for the fourth time in 10 years the team has been in existence.
- Purdue has won 24 percent (12-of-50) of the Big Ten's All-Defensive Team accolades all-time.

■ First-Team Honors

- Purdue center **A.J. Hammons** was named to first-team All-Big Ten on Monday, one year after earning second-team status in 2015.
- The senior center averaged 15.8 points, 7.6 rebounds, 2.3 blocks and 1.3 assists in just 25.6 minutes of action during Big Ten play. He shot 58.2 percent from the field.
- Hammons is Purdue's first, first-team All-Big Ten honoree since **Robbie Hummel** won the award in 2012. Painter has now coached nine first-team honorees in his 11 years at Purdue.
- Hammons becomes Purdue's 44th first-team honoree in school history, tied for the third most in Big Ten history.

► All-Big Ten First-Team Selections

Indiana	59
Ohio State	52
Purdue	44
Michigan State	44
Illinois	40
Michigan	35
Minnesota	30
Iowa	26
Wisconsin	22
Northwestern	12
Penn State	7
Maryland	1
Nebraska	1

■ Purdue Basketball History

- Purdue is in its 118th season of basketball, owning a 1,736-994 (.636) all-time record. The Boilermakers rank 19th all-time in victories (1,736) and their 63.6 winning percentage is 20th all-time.
- Purdue has had just two head coaches, **Gene Keady** and **Matt Painter**, since the start of the 1980-81 season, a span of 35 years.
- Since the **Ray Eddy** era began in 1950, Purdue has had just six head coaches in 66 years and just eight head coaches in the last 99 years.
- Purdue owns a 590-136 (.813) record at Mackey Arena, having just completed its 48th year as the home of Purdue basketball.

■ The Winning Ways

- Purdue has won 26 games for just the eighth time in school history (118 seasons), including four times in **Matt Painter's** 11 seasons at Purdue.
- The school record for most wins in a season is 29 (2010, 1994, 1988).

► BIG TEN INSIDER (Through March 13)

2015-16	Overall	Pct.	Conf.	Pct.	Str.
[2] Michigan State	29-5	.853	13-5	.722	W-9
[5] Indiana	25-7	.781	15-3	.833	L-1
[5] PURDUE	26-8	.765	12-6	.667	L-1
[5] Maryland	25-8	.758	12-6	.667	L-1
[7] Iowa	21-10	.677	12-6	.667	L-1
[11] Michigan	22-12	.647	10-8	.556	L-1
[7] Wisconsin	20-12	.625	12-6	.667	L-2
Northwestern	20-12	.625	8-10	.444	L-1
Ohio State	20-13	.606	11-7	.611	L-1
Penn State	16-16	.500	7-11	.389	L-1
Nebraska	16-18	.471	6-12	.333	L-1
Illinois	15-19	.441	5-13	.278	L-1
Minnesota	8-23	.258	2-16	.111	L-4
Rutgers	7-25	.219	1-17	.056	L-1

■ Big Ten / NCAA Rankings (Teams)

Category	[---ALL GAMES---]			[B1G Gms.]	
	No.	B1G	NCAA	No.	Rank
Rebound Margin	+10.6	2	3	+10.1	1
Def. Rebounds / Game	29.3	2	4	26.8	3
Assists / Game	17.6	2	7	16.9	2
Field Goal Percentage Def.	.391	2	16	.431	6
Scoring Margin	+13.1	3	13	+6.2	4
Assist / Turnover Ratio	1.47	5	17	1.42	2
Scoring Defense	64.6	3	26	69.5	7
Free Throw Percentage	.742	3	31	.739	5
3-Point Percentage Def.	.313	3	32	.344	6
Field Goal Percentage	.472	4	35	.468	3
Personal Fouls / Game	17.2	5	40	---	---
Blocked Shots / Game	4.6	5	46	3.7	6
Scoring Offense	77.7	4	62	75.7	4
3-Point Percentage	.368	6	73	.383	3
Turnovers / Game	11.9	10	102	11.9	10
Off. Rebounds / Game	11.7	4	105	11.8	2
3-Pointers / Game	7.6	8	111	7.1	8
Turnover Margin	-2.53	14	317	-3.61	14
Steals / Game	4.3	13	336	3.7	14

■ Big Ten / NCAA Rankings (Individuals)

Category	[---ALL GAMES---]			[B1G Gms.]	
	No.	B1G	NCAA	No.	Rank
A.J. Hammons					
Blocked Shots Per Game	2.44	2	21	2.33	2
Field Goal Percentage	.595	3	26	.582	2
Rebounds Per Game	8.0	4	---	7.6	3
Points Per Game	14.9	13	---	15.8	11
Vince Edwards					
Free Throw Percentage	---	---	---	.851	4
3-Point Percentage	.406	15	---	.451	6
Rebounds Per Game	---	---	---	5.6	19
Points Per Game	---	---	---	11.7	30
Isaac Haas					
Field Goal Percentage	.593	4	---	.577	3
Caleb Swanigan					
Rebounds Per Game	8.2	2	93	7.5	4
P.J. Thompson					
3-Point Percentage	---	---	---	.468	5
Dakota Mathias					
3-Point Percentage	---	---	---	.415	13

PURDUE GAME NOTES | NCAA TOURNAMENT FIRST ROUND | MARCH 17, 2016 vs. LITTLE ROCK

PURDUE SUPERLATIVES

■ Purdue Double-Doubles

A.J. Hammons (24)	P	R	A	O
Penn State (1-13-13)	12	10		
Northwestern (2-2-13)	19	13		
Penn State (2-5-13)	15	12		
[3] Ohio State (12-31-13)	18	16		
Northwestern (1-21-14)	17	10		
Penn State (2-2-14)	18	12		
Minnesota (2-5-14)	20	14		
[20] Iowa (3-2-14)	16	14		
[9] Wisconsin (3-5-14)	11	11		
IPFW (12-8-14)	15	13		
Michigan (1-3-15)	15	12		
Penn State (1-17-15)	21	12		
Minnesota (2-7-15)	11	10		
Illinois (3-7-15)	16	10		
Cincinnati (3-19-15)	17	10		
Pittsburgh (12-1-15)	24	12		
New Mexico (12-5-15)	16	11		
Youngstown State (12-12-15)	15	11		
Vanderbilt (12-22-15)	21	10		
Nebraska (1-30-16)	32	11		
[4] Maryland (2-6-16)	18	10		
[8] Michigan State (2-9-16)	19	13		
Northwestern (2-16-16)	18	12		
Michigan (3-12-16)	27	11		

Caleb Swanigan (8)	P	R	A	O
North Carolina A&T (11-13-15)	11	11		
Vermont (11-15-15)	14	13		
IUPUI (12-7-15)	11	14		
Howard (12-9-15)	19	12		
[17] Butler (12-19-15)	25	11		
Rutgers (1-18-16)	12	13		
Ohio State (1-21-16)	10	10		
Illinois (3-11-16)	11	12		

Rapheal Davis (4)	P	R	A	O
[16] Michigan (2-26-14)	10	10		
Gardner-Webb (12-22-14)	13	12		
Indiana (2-19-15)	11	10		
Rutgers (2-26-15)	16	10		

Isaac Haas (2)	P	R	A	O
North Carolina A&T (11-13-15)	12	10		
Incarnate Word (11-18-15)	17	12		

Jacquil Taylor (1)	P	R	A	O
Rutgers (1-18-16)	12	10		

■ Games Started / Games Played / Stats

Player	GP	GS	Mins.	Pts.	Rebs.	Ass.	Stls.
A.J. Hammons	131	94	3,163	1,577	915	101	337*
Rapheal Davis	130	96	3,183	1,001	516	228	75
Kendall Stephens	90	32	1,757	698	164	102	38
Johnny Hill (1)	116	52	2,211	693	339	269	108
Vince Edwards	67	63	1,809	663	334	189	30
Isaac Haas	68	26	984	593	267	24	51*
Dakota Mathias	68	22	1,298	343	144	125	28
Caleb Swanigan	33	33	852	342	272	61	12
P.J. Thompson	64	24	1,168	266	99	124	44
Ryan Cline	34	0	458	134	41	45	7
Jacquil Taylor	19	0	102	37	32	5	8*
Stephen Toyra	35	0	102	24	13	5	2
Grady Eifert	11	0	28	7	8	0	1

(1) - Includes previous schools (Illinois State, Texas-Arlington)

* - denotes blocked shots.

KEYS TO VICTORY

- Since the start of last year, Purdue is 39-2 when attempting more free throws than its opponent (21-2 this year). The two losses came on Feb. 20 against Indiana (loss, 77-73) and in the Big Ten Tournament finals against Michigan State (loss, 66-62).
- Purdue is 23-1 this year when attempting at least 17 free throws (loss to Michigan State on Sunday).
- Purdue is 14-1 this year when shooting 48 percent or better from the field (loss to Indiana). Purdue is 97-12 under Painter when that happens.
- Purdue is 22-3 this year when outshooting its opponent from the field and 197-32 under Painter when outshooting its foes.
- When Purdue makes 10 or more 3-pointers this year, the Boilermakers are 9-0. Under Painter, the Boilermakers are 37-8 when having 10 or more 3-pointers.
- In games played on weekends, Purdue is just 10-8. In games played on weekdays, the Boilermakers are 16-0.
- Purdue is 15-1 when winning or tied in the "points off turnovers" battle (loss to Michigan State on Sunday); the Boilermakers are 11-7 when losing the "points off turnovers" battle.
- Purdue is 18-2 when having a run of 10 points or longer (losses to Iowa, Maryland); Purdue is 8-5 when not having a 10-point run.
- Purdue is 8-1 when the sophomore class combines for at least 40 points (loss to Indiana).
- Purdue is 22-2 when the senior class combines for at least 21 points (losses to Maryland and Michigan State); 4-6 when it scores 20 or fewer points.
- Purdue is 17-3 when shooting 35.0 percent or better from 3-point range; just 9-5 when under 34.9 percent.
- Purdue is 17-2 when committing 17 or fewer fouls (losses to Indiana and Michigan State); but is 9-6 when committing 18 or more personal fouls.
- Purdue is 14-1 when dishing out 18 or more assists (loss to Indiana); 12-7 when dishing out 17 or fewer assists.
- Purdue is 19-2 when holding foes to 69 or fewer points (Michigan, Michigan State); when it allows 70 or more points, Purdue is 7-6.
- Purdue is 13-0 this year when **Rapheal Davis** scores 10 or more points; the Boilermakers are 13-8 when Davis scores nine or fewer points.
- Purdue is 12-1 when **A.J. Hammons** leads the team in scoring (loss to Maryland); but it is 14-7 when he doesn't.
- Purdue is 89-8 under Painter when winning both the rebound and turnover battles.
- Purdue is 150-31 under Painter when scoring at least 70 points; Purdue is 35-85 under Painter when allowing 70 or more points.
- Purdue is 5-34 under Painter when allowing 80-plus points, but is 2-2 this year.
- Purdue is 114-4 under Painter when holding foes to 59 points or less (losses to Michigan State [2010], Eastern Michigan, Iowa, Nebraska [2013]).

■ Starting Lineup Notes

- Purdue has used six different starting lineups this year and no group has started more than 12 games together.
- The projected starting lineup for Thursday's NCAA Tournament First Round has 425 combined games of experience and 310 previous starts.
- **Vince Edwards** has started 63-of-67 career games at Purdue, owning a 45-18 career record in games that he starts. Edwards has Purdue's longest active current streak of starts at 38 games. Edwards is the only player to start all 34 games this year.
- **Caleb Swanigan** has started all 33 games that he has played in, missing the Minnesota contest on Jan. 28 (ankle). The 33 starts are the most for a freshman in school history.
- **A.J. Hammons** and **Rapheal Davis** have appeared in 131 and 130 career games, respectively. Hammons ranks tied for ninth on the career games played list, while Davis is tied for 12th. The duo has 190 career starts between them.
- The school record of 140 games played by **JaJuan Johnson** and **E'Twaun Moore** cannot be reached.

■ 1K and All That Defense

- Not only do Purdue players excel on the offensive end, but they can also play a little defense.
- During **Matt Painter's** tenure, three players have scored 1,000 career points and won Big Ten Defensive Player of the Year accolades (**JaJuan Johnson**, **Rapheal Davis**, **A.J. Hammons**).
- Of the seven players in school history that have won Big Ten Defensive Player of the Year accolades, four of them have scored 1,000 career points (**Kenny Lowe**, Johnson, Davis, Hammons).

■ Purdue One of the Most Improved

- Through games played in the regular season and among last year's NCAA Tournament teams, Purdue is one of the most-improved teams in America from last year.

► Nation's Most-Improved Team (NCAA teams from last yr.)

Team (* made NAAs)	2014-15	2015-16	Imp.
UAB	20-16	26-6	+8.0
Xavier	23-14	27-5*	+6.5
Indiana	20-14	25-7*	+6.0
Purdue	21-13	26-8*	+5.0
UC Irvine	21-13	25-9	+4.0

■ Two Straight Trips

- Purdue is 1-of-32 teams to make NCAA Tournament appearances in two straight seasons.

■ Red-Hot Shooting

- Purdue finished the Big Ten season ranking third in the league in field goal percentage (.468) and 3-point percentage (.383). It was Purdue's highest rankings in the categories since 2010 (3rd) and 2008 (1st), respectively.
- Purdue has shot over 80.0 percent from the free throw line in 11 of its 34 games this year. Last year's team accomplished it just four times.
- Purdue finished Big Ten play by shooting at at least 50.0 percent in four consecutive league games for the first time since Feb. 26 to March 13, 1994 (4 games).
- Over the last seven games, Purdue is 201-of-374 (.537) from the field and 53-of-124 (.427) from 3-point range, averaging 79.3 points per game.
- The Boilermakers shot 62.2 percent from the field against Wisconsin, the highest percentage ever in a game under Coach Painter. The prior mark was 61.2 percent from the field against Michigan on Feb. 11, 2006.

■ Hot Halves

- In the win over Wisconsin, Purdue shot over 60.0 percent in both halves for the first time since March 8, 2001, vs. Minnesota. The Boilermakers shot 63.0 percent in the first half and 61.1 percent in the second half.
- Purdue has shot over 60.0 percent in six of its last 20 halves (10 games) and over 50.0 percent in 12 of the last 20 halves.

■ Making a Pair of Treys

- Purdue has made at least two 3-pointers in 100 straight games, dating to a March 25, 2013, loss to Santa Clara.

■ Putting Up the Points

- Purdue has scored 70 or more points in 15 of its last 19 games, including seven of the last eight, and in 25-of-34 games this year (22-3 record).
- Purdue finished Big Ten play by scoring 80 points or more in its last three games. It marked the first time since Jan. 18 to Feb. 14, 1998 (seven games), that Purdue scored 80 or more points in three straight league games.

PURDUE PLAYERS IN THE NCAA TOURNAMENT

#	Player	GP	GS	Min	Avg	FG	FGA	Pct	3FG	FGA	Pct	FT	FTA	Pct	Off	Def	Tot	Avg	PF	FO	A	TO	Blk	Stl	Pts	Avg
20	A.J. Hammons	1	1	29	29.0	7	10	.700	0	0	.000	3	4	.750			10	10.0	3	0	2	2	1	0	17	17.0
12	Vince Edwards	1	1	34	34.0	6	13	.462	2	6	.333	0	0	.000			8	8.0	2	0	7	3	0	0	14	14.0
44	Isaac Haas	1	0	16	16.0	4	8	.500	0	0	.000	0	0	.000			6	6.0	3	0	0	2	0	1	8	8.0
31	Dakota Mathias	1	1	26	26.0	2	7	.286	1	5	.200	1	2	.500			3	3.0	1	0	2	2	0	0	6	6.0
21	Kendall Stephens	1	0	20	20.0	2	9	.222	1	8	.125	0	0	.000			1	1.0	1	0	1	0	0	0	5	5.0
35	Rapheal Davis	1	1	40	40.0	2	9	.222	0	3	.000	0	2	.000			8	8.0	2	0	0	2	0	2	4	4.0
3	P.J. Thompson	1	0	10	10.0	0	4	.000	0	1	.000	0	0	.000			3	3.0	2	0	0	0	0	0	0	0.0

Purdue's 91 points against Wisconsin were its most against the Badgers since Jan. 19, 1986, a span of 47 games. Wisconsin entered the game leading the Big Ten in scoring defense (62.4 PPG).

■ Turnover Woes

- Purdue forced 10 turnovers against Michigan State on Sunday, the first time since Jan. 28, at Minnesota that Purdue forced double-digit turnovers, a span of 12 games.
- According to **Ken Pomeroy**, Purdue ranks 348th (out of 351 teams) in opponent turnover rate at 13.8 percent. The Boilermakers are ahead of just Delaware, UCF and George Mason.
- The Boilermakers rank 343rd (out of 346) nationally in turnovers forced (9.41 per game).
- Purdue is 317th nationally in turnover margin (-2.53 per game). In Big Ten play, Purdue's turnover margin was -3.61.
- In Purdue's eight losses, the Boilermakers have had 101 turnovers, resulting in 139 points. The losses have come by a combined 63 points.
- Purdue had 18 (Butler), 14 (Iowa), 16 (Illinois), 17 (Iowa), nine (Maryland, Michigan), 13 (Indiana) and five (Michigan State) turnovers during its eight losses.
- Purdue has been outscored by 67 points in the "points off turnovers" category in those eight games, clearly making a huge difference.
- Purdue has won the turnover battle just six times this year (Vermont, IUPUI, Howard, Rutgers, Ohio State, Michigan State).

■ Large Margins

- Twenty-two of Purdue's 26 wins this year have been decided by at least 10 points (61-55 win over Wisconsin on Dec. 29; 68-64 win over Minnesota on Jan. 27; 82-81 win over Michigan State on Feb. 9; 83-79 win over Maryland on Feb. 27).
- Twenty-five of Purdue's 34 games this year have been decided by at least 10 points.
- Purdue has had just one game this year decided by a single possession (82-81 vs. Michigan State on Feb. 9).

■ Losing Halftime Leads

- Purdue is 23-4 this year when leading at halftime, but went just 10-4 in Big Ten play when leading after 20 minutes, losing leads to Iowa (+17), Iowa (+2), Maryland (+3) and Michigan (+4).
- Since the start of last year, Purdue is 39-10 when leading at halftime, including just 18-8 against Big Ten opposition when leading at the break.

■ Overcoming Halftime Deficits

- However, since the start of last year, Purdue is 9-8 when trailing at halftime, having rallied for wins over Vanderbilt and Ohio State this year when trailing at the break. The Boilermakers also own a win over Wisconsin on the road this year when tied at the break.
- Purdue trailed to Indiana by seven at halftime and nearly came back for the win, falling by four on the Hoosiers' home court on Feb. 20 (77-73).
- Purdue trailed No. 2 Michigan State by 10 points at halftime in Sunday's Big Ten Tournament finals, cutting the lead to one before losing by four points.

■ Bench Production

- Purdue's 30.4 points per game scored by its bench is the second-highest average among major-conference teams.

► MAJOR-CONFERENCE BENCH SCORING

Team	Bench PPG	GP	Pts.
West Virginia	33.4	34	1,135
Purdue	30.4	34	1,032
Xavier	28.7	32	918

■ Coach Painter at 400

- Despite being just 45 years old, **Matt Painter** coached in his 400th career game on Saturday in the Big Ten Tournament semifinals. Painter owns a 263-138 mark in his 12th year as a head coach, averaging 21.9 wins per season.
- In his 11th year at Purdue, Painter is the third-longest active tenured coach in the Big Ten (**Tom Izzo** -- 21st year; **Thad Matta** -- 12th year).
- When Painter was hired on April 1, 2005, he was the fourth-youngest head coach in the country, after spending one season as an associate head coach under **Gene Keady**.

■ Super Sophomores

- Purdue's talented sophomore class has accounted for 40.9 percent of the team's scoring this year (1,082-of-2,643 points).
- During the Big Ten Tournament, the group accounted for 106 of Purdue's 227 points or 46.7 percent of the scoring.
- The four-member group owns a 2.16 assist-to-turnover ratio (283:131) in 2,800 minutes (82.4 minutes per game).
- In Big Ten play only, the quartet was 67-of-151 (.444) from 3-point range. **Vince Edwards** was 23-of-51 (.451), **P.J. Thompson** was 22-of-47 (.468) and **Dakota Mathias** went 22-of-53 (.415).

■ Let's Go For a Run

- Purdue has had 96 runs this year of 7-0 or longer, compared to just 39 for its opponents.
- Purdue has had 31 runs of 10-0 or longer, compared to just eight for its opponents.
- In games that Purdue has had a run of 10 points or longer, the Boilermakers are 18-2. In games that opponents have had a run of 10 points or more, the Boilermakers are 3-5 (wins over Michigan State, Nebraska, Illinois).

► A GAME OR RUNS

Length of Run	Purdue	Opp.
7-0	27	12
8-0	27	12
9-0	10	7
10-0	13	2
11-0	6	3
12-0	6	2
13-0	2	1
14-0	1	
15-0	1	
16-0	2	
TOTAL	96	39

■ Assault on the Record Book

- Since 1986 (shot clock era), Purdue's 77.7 scoring average ranks third on the team list and is the highest scoring average since 1993-94.
- Purdue's +13.1 scoring margin is the second-largest margin in school history, behind the 1969 NCAA runner-up team.
- Purdue's field goal percentage defense of 39.1 percent is the lowest percentage since 1986 (shot clock era).
- Purdue's 74.2 free throw percentage is the seventh-best percentage in school history and the best since the 2002-03 season.
- Purdue's +10.6 rebound margin is the largest margin in school history.
- Purdue has 598 assists on the season, ranking fifth on the single-season list.
- Purdue has 1,392 rebounds this year, needing just 13 rebounds to tie the school record set in 1974.
- Purdue's 2,643 points are the fourth most in school history.

■ 20-20 Vision

- When **P.J. Thompson** scored a career-high 22 points in the win over Wisconsin, he became the sixth different player this year with 20 points in a game (Thompson, Hammons, Davis, Edwards, Haas, Swanigan).
- Caleb Swanigan** led Purdue with 27 points, giving Purdue two 20-point scorers for the first time since **Kendall Stephens** (21) and **A.J. Hammons** (21) against Penn State on Jan. 17, 2015.
- Purdue has had 11 players score in double figures this year, equaling the most in the country.

■ Seeing Double

- Purdue has already recorded 20 double-doubles through 34 games, the most during the **Matt Painter** era.
- The 20 double-doubles are the most for the Boilermakers' program since the 1993-94 season (20). Prior to that, it was the 1977-78 season (28).
- Four different players have recorded double-doubles this year.

■ Winning When Scoring 90

- Purdue has won 80 straight games when winning 90 or more points.
- The last team to beat Purdue when scoring 90 or more points was Iowa State on Nov. 24, 1987 (104-96).

► MACKAY ARENA FACTS

► NATION'S LEADERS IN HOME WINS (Thru March 13)

1. California	18-0
Oregon	18-0
Louisville	18-1
Northern Illinois	18-1
Saint Mary's	18-1
5. Indiana	17-0
Kansas	17-0
Kentucky	17-0
Arizona	17-1
Purdue	17-1
Texas A&M	17-1
Hawai'i	17-3

► MOST WINS IN MACKAY ARENA HISTORY

1. 2015-16	17-1
2. 2010-11	16-0
2007-08	16-1
2006-07	16-1

■ Home-Cooking

- Purdue has now won at least 12 home games for 10 straight years and **Matt Painter** owns a 154-32 (.828) record at Mackey Arena.
- Purdue is 31-4 at home over the last two years (14-3 in 2014-15; 17-1 in 2015-16).

■ Balanced Attack

- Purdue has four players averaging between 9.9 and 14.8 points, led by **A.J. Hammons** at 14.9 points per game. Should **Isaac Haas** climb to 10 points per game, it would give Purdue four double-figure scorers for the first time since the 2012-13 season and for just the 16th time in school history.
- Purdue has five players averaging at least 3.8 rebounds per game.
- Purdue has six players averaging between 1.8 and 2.9 assists per game and two more players averaging at least 1.0 assists per game.
- Purdue has six players with at least 33 3-point field goals and another one with 21 3-pointers.
- Purdue has six players with at least 60 assists for the first time since the 1997-98 campaign.

■ Chairman of the Boards

- Purdue ranks third nationally in rebound margin at 10.6 rebounds per game, trailing just Michigan State (+11.7) and Yale (+11.1).
- Purdue shared the Big Ten lead in league games only in rebound margin with Michigan State (+10.1).
- Purdue has outrebounded three of the top-26 rebound margin teams (No. 1 Michigan State +3; No. 22 Pittsburgh +5; No. 25 Indiana +2).
- Purdue was the nation's last team to be outrebounded this year, happening on Feb. 13 against Michigan (-4).
- Purdue has outrebounded four teams by at least 20 rebounds this year (Incarnate Word, New Mexico, Rutgers, Northwestern).
- The Boilermakers held 12 of their 18 Big Ten opponents to single-digit offensive rebounds. Six of the last 15 opponents had five or fewer offensive rebounds.
- Purdue's +10.6 rebound margin is 3.0 rebounds per game more than the current school record (+7.6 in 1969-70).

■ Show a Little Class

- In the classroom, the Boilermakers had an outstanding fall semester, registering a cumulative 3.04 GPA as a team. Twelve players boasted semester GPAs of 3.00 or better during the fall.

■ Two With 1,000 Points

- Rapheal Davis** scored his 1,000th career point during Sunday's Big Ten Tournament Championship game, making him the 49th player in school history with 1,000 career points.
- During the Painter era, he has had teammates with 1,000 career points during four of his 11 seasons.

► Teammates During Painter Era With 1,000 Career Points

Year	Players
2016	A.J. Hammons, Rapheal Davis
2011	JaJuan Johnson, E'Twaun Moore
2010	Keaton Grant, Robbie Hummel, JaJuan Johnson, E'Twaun Moore
2007	David Teague, Carl Landry

■ Player Notes

#1 - Johnny Hill

- ▶ Fueled a Purdue run in the second half vs. Michigan State with 7 points, 2 rebs, 2 blks and 2 steals.
- ▶ Has made just two 3-pointers this year, but both were huge (2nd halves vs. Northwestern, Michigan State).
- ▶ Scored a season-high 15 points with 6 rebounds and 3 assists in the win over Northwestern.
- ▶ Shooting 82.1 percent from the free throw line for the season; 30-of-35 FTs (.857) over last 15 games.
- ▶ His 7 offensive rebounds against Rutgers were tied for the 8th most in a game in school history.
- ▶ Been on #SCTop10 twice this year; #7 vs. Michigan (dunk), #4 vs. IUPUI (blocked shot).
- ▶ Pursuing a graduate degree in Technology and Leadership Innovation.

#3 - P.J. Thompson

- ▶ Scored a career-high 22 points with 6 3-pointers in the win over Wisconsin; 4 asts, 2 rebs.
- ▶ Had five assists against no turnovers during the Big Ten Tournament (4.0 PPG, 1.7 APG).
- ▶ In Big Ten play only, was fifth in the conference in 3-point percentage (22-of-47; .468).
- ▶ Second in the country in offensive rating, according to **Ken Pomeroy** (137.5).
- ▶ Would lead the country in assist-to-turnover ratio had he had enough assists (11 assists shy).
- ▶ Owns a 4.79 assist-to-turnover ratio (91:19); school record for a season is 3.12 (**Mack Gadis** in 1985-86).
- ▶ Owns a career 3.26 (124:38) assist-to-turnover ratio; the school record is 2.70.

#11 - Stephen Toyra

- ▶ Has already graduated from Purdue, earning his management degree in August.
- ▶ Owns his own real estate business called Family Realty Groups and became a licensed real estate agent at the age of 21.
- ▶ Made headlines after the Vanderbilt game when he proposed to his high school girlfriend, **Taylor Vauters**, on the sideline.

#12 - Vince Edwards

- ▶ **Honorable Mention All-Big Ten.**
- ▶ **Named to the All-Big Ten Tournament team (15.3 PPG, 3.3 RPG, 1.7 APG).**
- ▶ In double-figures the last seven games (14.3 PPG, 4.0 RPG, 2.7 APG; 35-of-68 FGs, 14-of-27 3Ps).
- ▶ Huge game vs. Minnesota with season-high 24 points, eight rebounds and four assists (8-15 FGs, 4-7 3Ps).
- ▶ Leads the team in assists with 99; led the team in assists last year as a freshman (90).
- ▶ Second in the country in assists by a player 6-8 or taller (North Florida's **Chris Davenport** -- 107).
- ▶ 1-of-3 FR or SOPHS nationally with 650 career points, 325 career rebounds and 175 career assists.
- ▶ Spent part of the summer trying out for the USA Under-19 National Team.
- ▶ Became just the sixth freshmen in NCAA Tournament history to reach 14 points, eight rebounds and seven assists in a game (**Derrick Rose, Carmelo Anthony, Jameer Nelson, Kenny Anderson, Gene Banks**).

#14 - Ryan Cline

- ▶ Called the best shooter Coach Painter has ever recruited, Cline moved into fourth place on the Purdue freshman 3-pointers made list (has 42).
- ▶ Ranks 5th on the Purdue freshman 3-point percentage list (.393).
- ▶ Is 21-of-46 (.457) from long distance in his last 15 games; 15-of-31 (.484) over the last 12 games.
- ▶ Has hit several big shots in the second half this year (4 3-ptrs. vs. Pittsburgh, Ohio State, MSU, NWestern).
- ▶ Owns a 4.09 (45:11) assist-to-turnover ratio, the highest ratio for a freshman in school history.
- ▶ Won the high school 3-point shooting championship during Final Four weekend last year.
- ▶ Is in the Basketball Hall of Fame after winning the Elks Free Throw National Championship as a 12-year old.

#20 - A.J. Hammons

- ▶ **All-American candidate; Abdul-Jabbar Award and Naismith Award finalist.**
- ▶ **2016 first-team All-Big Ten; Big Ten Defensive Player of the Year; USBWA first-team All-District.**
- ▶ **Named Big Ten Player of the Week on Dec. 7, Dec. 28 and Feb. 1.**
- ▶ **Named to the All-Big Ten Tournament team (16.0 PPG, 9.3 RPG, 1.3 APG, 1.3 BPG).**
- ▶ Shooting 41-of-63 (.651) from the field in the last six games; 99 points in 152 minutes.
- ▶ 1-of-9 players since 1993-94 season nationally with 1,500 points, 900 rebounds and 335 blocked shots.
- ▶ Has scored in double-figures in 26 of last 28 games (Howard, Rutgers), including 12 straight.
- ▶ Ranks 18th (1,577) on the Purdue career points list, 3rd in rebounds (915) and 2nd in blocks (337).
- ▶ Became first player nationally since 2002 to have at least 32 points, 11 rebounds, 5 assists, 4 blocks in a game, when he reached those marks against Nebraska (14-of-17 FGs, 7 dunks).
- ▶ Has 24 career double-doubles, the most among Big Ten players; 22-of-24 vs. high-major opposition.
- ▶ Needs 13 blocked shots to be first Big Ten player EVER with 1,500-900-350.
- ▶ 1-of-2 players in school history with four seasons of 200 or more rebounds (**Joe Barry Carroll**).

#21 - Kendall Stephens

- ▶ Missed three games due to personal reasons following death of a close friend and HS teammate.
- ▶ Has played just 19 total minutes in the last 14 games (1-of-6 FGs).
- ▶ Made his first 3-pointer against Illinois (March 11) since Jan. 18; now has 175 career 3-pointers.
- ▶ Has 30 career games (out of 90 games) of three or more 3-pointers (24-6 record).
- ▶ Father, Everette, was one of the Three Amigos in the late 80s at Purdue and played in 38 games in the NBA (Indiana, Milwaukee) from 1988-91.

#23 - Jacquil Taylor

- ▶ After missing most of last year with injuries, Taylor received a medical hardship and is considered a freshman for the 2015-16 season.
- ▶ Two points with one rebound in nine minutes against Illinois.
- ▶ Recorded his first career double-double with 12 points and 10 rebounds in just 14 minutes vs. Rutgers.
- ▶ Gives the Boilermakers added depth in the frontcourt.
- ▶ Suffered a Lisfranc fracture in the summer of 2013 (junior year), which hampered his recruiting.
- ▶ Brother, Maurice, is a sophomore forward at Niagara.
- ▶ Aspires to be a filmmaker.

#24 - Grady Eifert

- ▶ A walk-on that gives a good effort every time on the floor.
- ▶ Brother of Cincinnati Bengals' tight end Tyler Eifert.
- ▶ Father, Greg, played basketball at Purdue from 1980-84, appearing in 115 games with 56 starts.
- ▶ Spent last season at Don Bosco Prep in Crown Point, Indiana.

#31 - Dakota Mathias

- ▶ Scored a career-high 17 points with four assists in the big win over No. 10 Maryland (7-of-10 FGs).
- ▶ Over the last six games, is averaging 7.5 PPG, 2.2 RPG and 3.3 APG (16-of-31 FGs, 10-of-22 3Ps).
- ▶ Shot 41.5 percent (22-of-53) from 3-point range in Big Ten play.
- ▶ Owns a 3.90 (78:20) assist-to-turnover ratio this year; 2.72 (125:46) for his career.
- ▶ Has never had a three-turnover game during his career (68 games).
- ▶ Has 26 assists against 4 turnovers in his last 10 games; 16 assists vs. 2 turnovers in last five games.
- ▶ Can slide over and play the point guard position.
- ▶ Hit a pair of huge 3-pointers in the final 1:18 of the Big Ten-opening win over Wisconsin after Badgers had cut lead to three and four points.
- ▶ Received a "pep talk" from **A.J. Hammons** prior to the Maryland game to "pass less and shoot more".
- ▶ Was tweeted at by **Reggie Miller** during Purdue's win over Maryland.

#35 - Rapheal Davis

- ▶ **2016 Big Ten All-Defensive Team; 2015 Big Ten Defensive Player of the Year.**
- ▶ **Named to Seth Davis' All-Glue Team for the second straight year; only player named both years.**
- ▶ **Jay Bilas** called him the best defensive player in the country.
- ▶ Became 49th player in school history with 1,000 points, surpassing the plateau against Michigan State.
- ▶ Missed four games earlier this year with a knee injury.
- ▶ Purdue is 13-0 in games he scores 10+ points; 13-8 when he doesn't.
- ▶ Connected on six 3-pointers in the win over Michigan State (Feb. 9), including five in the first half.
- ▶ In Purdue's seven losses, is averaging 3.5 PPG, 3.0 RPG and 2.0 APG while shooting 8-of-42 FGs (.190).
- ▶ Named to the NABC Good Works Team in early December and 1-of-30 candidates for Senior Class Award.
- ▶ Has a two-year old daughter, Kyndal.
- ▶ Brother, Richard, is a barber in Indianapolis who cuts both Purdue and Indiana players' hair.

#44 - Isaac Haas

- ▶ **Nation's best backup center.**
- ▶ Has scored 113 points (9.4 PPG) in 155 minutes over the last 12 games (46-of-71 FGs; .648).
- ▶ Scored 31 points (14-of-20 FGs) in just 35 minutes during the Big Ten Tournament.
- ▶ His 16 points against Illinois were his most since scoring 21 against New Mexico on Dec. 5.
- ▶ Leads the Big 10 in points / 40 minutes (27.5).
- ▶ Is 22-of-27 (.815) from the free throw line over the last 12 games; was 7-of-17 (.412) in previous four.
- ▶ Ranks sixth nationally in fouls drawn per 40 minutes (7.9).
- ▶ In games he scores 10+ points, Purdue is 14-3 this year (Maryland, Michigan, Indiana); 22-9 for his career.
- ▶ Opened the year by scoring in double figures in six straight games (15.0 PPG).
- ▶ Wears size-22 shoes and has donated shoes and clothing to children with gigantism.

#50 - Caleb Swanigan

- ▶ **2016 Big Ten All-Freshman Team member.**
- ▶ **3-time Big Ten Freshman of the Week (Nov. 16, Dec. 14, March 7); tied for most in Big Ten.**
- ▶ **Midseason finalist for the Wayman Tisdale Award (nation's top freshman).**
- ▶ Much better job relaxing and letting the game come to him lately and the production shows.
- ▶ Scored a career-high 27 points vs. Wisconsin on March 6 (6-of-7 FGs, 14-of-17 FTs).
- ▶ Averaging 12.9 PPG, 7.3 RPG and 1.7 APG over the last seven games (32-of-57 FGs; .561).
- ▶ 8 double-doubles are the most by a Purdue freshman in school history.
- ▶ Among Purdue freshmen all-time, ranks 8th in points (342), first in rebounds (272) and first in games started (33); already 13th on the Purdue single-season rebounds list (272).
- ▶ 1-of-4 freshmen nationally with 340 points, 270 rebounds and 60 assists (LSU's **Ben Simmons**, Memphis' **Dedric Lawson**, IPFW's **John Konchar**).
- ▶ 1-of-2 freshman in school history with 300 points, 200 rebounds and 50 assists (**Robbie Hummel**).
- ▶ 1-of-3 Purdue freshmen to have a 25-10 game (Butler); first in 35 years (**Russell Cross, Walter Jordan**).
- ▶ Purdue's first Indiana Mr. Basketball recruit since **Glenn "Big Dog" Robinson** in 1991.
- ▶ Purdue's first McDonald's All-American recruit since **Mike Robinson** in 1996.
- ▶ A fantastic student who graduated HS a year early; owned a 3.81 GPA during the fall semester.

► THE MISCELLANEOUS STATS FILE

■ Hammons in Elite Company

• **A.J. Hammons** is 1-of-2 Big Ten players in league history to have 1,500 points, 850 rebounds and 330 blocks.

► Big Ten Players With 1,500 Points, 900 Rebounds, 330 Blocks

Player (Team)	Years	Pts.	Rebs.	Blks.
A.J. Hammons (Purdue)	2013-p.	1,577	915	337
Joe Barry Carroll (Purdue)	1977-80	2,175	1,148	349

• **A.J. Hammons** is 1-of-9 players nationally since the 1993-94 season with 1,500 points, 850 rebounds and 335 blocked shots.

► NCAA Players With 1,500 Pts, 900 Rebs, 335 Blks (since 93-94)

Player (Team)	Yrs.	Pts.	Rebs.	Blks.
A.J. Hammons (Purdue)	2013-p.	1,577	915	337
Keith Benson (Oakland)	2008-11	1,903	1,103	369
Kyle Hines (UNC Greensboro)	2005-08	2,187	1,047	349
Shelden Williams (Duke)	2003-06	1,928	1,262	422
Melvin Ely (Fresno State)	1999-02	1,951	924	361
Brian Skinner (Baylor)	1995-98	1,702	915	346
Adonal Foyle (Colgate)	1995-97	1,776	1,103	492
Tim Duncan (Wake Forest)	1994-97	2,117	1,570	481

• **A.J. Hammons** needs 13 blocked shots to become the first player in Big Ten history with 1,500 points, 900 rebounds and 350 blocked shots.

• Hammons is the Big Ten's active leader in double-doubles with 24. Eighteen of his 24 double-doubles have come against Big Ten opposition and 22-of-24 have been against high-major opposition.

► Big Ten Active Career Double-Double Leaders

Player (Team)	DDs
A.J. Hammons (Purdue)	24
Denzel Valentine (Michigan State)	17
Alex Olah (Northwestern)	12

• **A.J. Hammons** is 1-of-3 players nationally with at least 475 points, 250 rebounds, 75 blocks and 30 assists.

► NCAA Players With 475 Pts, 250 Rebs, 75 Blks and 30 Asts

Player (Team)	Pts.	Rebs.	Blks.	Asts.
Jameel Werney (Stony Brook)	632	342	96	52
Moses Kingsley (Arkansas)	508	299	76	36
A.J. Hammons (Purdue)	478	255	78	34

• Hammons has more career games of five or more blocked shots (17) than career games of zero blocked shots (15). He has blocked at least three shots in 62 of his 131 career games.

► Hammons Career Games (# of Blocks)

Blocks	Games	Blocks	Games
0	15		
1	27	1+	116
2	27	2+	89
3	26	3+	62
4	19	4+	36
5	8	5+	17
6	4	6+	9
7	3	7+	5
8	2	8+	2

■ Blocking Shots and Making Hoops

• **A.J. Hammons** and Stony Brook's **Jameel Warney** are the only players in the NCAA Tournament field to rank in the top 30 nationally in both blocked shots and field goal percentage.

► Top 30 of FG Pct. and Blocked Shots (NCAA Field)

Player	Team	FG Pct.	Blks.
Jameel Warney	Stony Brook	9th	5th
A.J. Hammons	Purdue	26th	21st

■ Davis Joins Select Few

• **Rapheal Davis** is 1-of-8 players in school history with 1,000 career points, 500 career rebounds and 200 assists.

► Purdue Players with 1,000 pts, 500 rebs, 200 asts

Player (Years)	Pts.	Rebs.	Asts.
Rapheal Davis (2013-p.)	1,001	516	228
Robbie Hummel (2008-10, 12)	1,772	862	268
E'Twaun Moore (2008-11)	2,136	611	400
Brian Cardinal (1997-00)	1,584	749	277
Mike Robinson (1997-00)	1,322	658	244
Brad Miller (1995-98)	1,530	862	257
Todd Mitchell (1985-88)	1,699	740	224
Walter Jordan (1975-78)	1,813	882	237

■ Biggie Makes His Mark

• **Caleb Swanigan** is 1-of-4 freshmen nationally with 340 points, 270 rebounds and 60 assists.

► NCAA Freshmen With 340 Points, 270 Rebounds, 60 Assists

Player (Team)	Pts.	Rebs.	Asts.
Ben Simmons (LSU)	632	388	158
Dedric Lawson (Memphis)	521	307	84
John Konchar (IPFW)	431	294	88
Caleb Swanigan (Purdue)	342	272	61

• **Caleb Swanigan** is 1-of-3 Purdue freshmen to have 25 points and 10 rebounds in the same game.

► Purdue Freshmen With 25 Pts, 10 Rebs in a Game

Player	Opponent (Date)	Pts.	Rebs.
Caleb Swanigan	[17] Butler (12-19-15)	25	11
Russell Cross	Ohio State (3-5-81)	26	11
Russell Cross	Tennessee (12-6-80)	32	10
Walter Jordan	Michigan State (1-2-75)	28	13

• **Caleb Swanigan** is 1-of-2 Purdue freshmen to have 300 points, 200 rebounds and 50 assists in a season.

► Purdue Freshmen With 300 Pts, 250 Rebs, 50 Asts

Player (Year)	Pts.	Rebs.	Asts.
Robbie Hummel (2007-08)	376	201	84
Caleb Swanigan (2015-16)	342	272	61

■ Edwards Shows His Versatility

• **Vince Edwards** is 1-of-2 freshmen or sophomores nationally to have 650 career points, 325 rebounds and 175 assists.

► Freshmen & Sophomores with 650 Pts, 325 Rebs, 175 Asts

Player (Team)	Pts.	Rebs.	Asts.
Daniel Hamilton (UConn)	803	570	292
Vince Edwards (Purdue)	663	334	189

• **Vince Edwards** is 1-of-4 freshmen or sophomores nationally to have 370 points, 175 rebounds, 95 assists and 40 made 3-pointers this year.

► Fr. & Sophs. with 370 Pts, 175 Rebs, 95 Asts, 40 3PM

Player (Team)	Pts.	Rebs.	Asts.	3PM
Elijah Brown (New Mexico)	694	176	101	89
Dillon Brooks (Oregon)	570	192	105	40
Daniel Hamilton (UConn)	423	303	164	44
Vince Edwards (Purdue)	373	175	99	43

• **Vince Edwards** is 1-of-2 Purdue players to have 500 points, 300 rebounds and 150 assists by end of sophomore season.

► Purdue Players With 500-300-150 by end of Soph. Season.

Player (Years)	Pts.	Rebs.	Asts.
E'Twaun Moore (2008-09)	949	302	199
Vince Edwards (2015-16)	663	334	189

■ Head Coach Matt Painter

► **Record at Purdue:** 238-133 (.642) / 11th year
► **Career Record:** 263-138 (.656) / 12th year
► **Big Ten Record:** 113-81 (.582)

- With a pair of Sweet 16 appearances, eight NCAA Tournament berths, Big Ten regular-season and tournament titles and an international gold medal on his résumé, 11th-year head coach Matt Painter is widely regarded as one of the brightest minds in all of college basketball.
- Painter affirmed his long-term commitment to Purdue in March of 2011, agreeing to a new eight-year contract that will keep him in West Lafayette through at least the 2018-19 season.
- Painter has averaged over 21 wins per season during his tenure at the helm of the Purdue program, including at least 20 victories in six of those seasons.
- Painter's tenure has seen Purdue basketball restore its status among the upper echelon of college basketball programs. The last eight years have seen six 20-win seasons and NCAA Tournament berths, two Sweet 16 appearances, a regular-season Big Ten title and a Big Ten Tournament crown.
- The three winningest classes in program history are the classes of 2011, 2012 and 2010, respectively, and five of the 10 winningest individual players Purdue has ever seen have come from the Painter ranks. Success, however, didn't happen overnight.
- Painter officially became the 18th head men's basketball coach in Purdue history on April 1, 2005, and immediately set about laying the groundwork for a dramatic reversal in the program's fortunes.
- The Boilermakers were at their best during the 2009 postseason run, rattling off double-digit victories over Penn State and Illinois to reach the Big Ten Tournament final, where they dispatched Ohio State, 65-61, to earn the first conference tournament crown in program history.
- Painter has also resurrected Mackey Arena as one of the country's best home-court advantages, piling up a 154-32 (.828) record at home over the last 11 seasons, including a remarkable 82-7 (.921) record against non-conference opponents.
- Painter has been named Big Ten Coach of the Year three times in the last six seasons, earning the consensus award in 2008 and 2011, and winning the coaches' vote in 2010. He is one of only six men to win the award more at least three times since its inception in 1974.
- Painter has seen a total of 21 players earn a combined 40 Academic All-Big Ten honors during his tenure as head coach. Painter has also mentored an Academic All-American, as Moore earned second-team honors during the 2009-10 season.

► YEAR-BY-YEAR COACHING RECORD

Year	School	Overall	Pct.	Conf.	Pct.	Postseason
2003-04	Southern Illinois	25-5	.833	17-1	.944	NCAA (0-1)
2005-06	Purdue	9-19	.321	3-13	.188	
2006-07	Purdue	22-12	.647	9-7	.563	NCAA (1-1)
2007-08	Purdue	25-9	.735	15-3	.833	NCAA (1-1)
2008-09	Purdue	27-10	.730	11-7	.611	NCAA (2-1)
2009-10	Purdue	29-6	.829	14-4	.778	NCAA (2-1)
2010-11	Purdue	26-8	.765	14-4	.778	NCAA (1-1)
2011-12	Purdue	22-13	.629	10-8	.556	NCAA (1-1)
2012-13	Purdue	16-18	.471	8-10	.444	CBI (1-1)
2013-14	Purdue	15-17	.469	5-13	.278	
2014-15	Purdue	21-13	.618	12-6	.667	NCAA (0-1)
2015-16	Purdue	26-8	.765	12-6	.667	
Southern Illinois (1)		25-5	.833	17-1	.944	1 NCAA (0-1)
Purdue (11th)		238-133	.642	113-81	.582	7 NCAA (8-7)
Career (12th)		263-138	.656	130-82	.613	8 NCAA (8-8)
Postseason Record		19-20	.487			
MVC Tournament		1-1	.500			
Big Ten Tournament		9-10	.474			
NCAA Tournament		8-8	.500			
CBI Invitational		1-1	.500			

► MISCELLANEOUS

■ Milestone Victories

Win	Score	Opponent	Date
1	67-62	Wyoming	11-22-03
26	82-75	Wofford (1st win at Purdue)	11-19-05
50	62-38	Michigan State	2-7-07
100	49-45	Iowa	2-14-09
150	82-69	Northwestern	12-31-10
200	89-73	Minnesota	3-9-13
225	72-68	Minnesota (200th win at Purdue)	12-31-14
250	61-55	Wisconsin (225th win at Purdue)	12-29-15

■ Painter's Home Record at Purdue

Year	Non-Conf.	Big Ten	Overall
2005-06	6-0	3-5	9-5
2006-07	9-0	7-1	16-1
2007-08	7-1	9-0	16-1
2008-09	8-1	7-2	15-3
2009-10	7-0	7-2	14-2
2010-11	7-0	9-0	16-0
2011-12	8-0	5-4	13-4
2012-13	7-3	5-4	12-7
2013-14	8-0	4-5	12-5
2014-15	6-2	8-1	14-3
2015-16	9-0	8-1	17-1
TOTALS	82-7 (.921)	72-25 (.742)	154-32 (.828)

► ABOUT PAINTER

Born Aug. 27, 1970
Hometown Muncie, Indiana
High School Delta High School
Degree Purdue (1994); sociology
Master's Eastern Illinois (1998); athletics administration

FAMILY

Daughter Maggie
Daughter Emma
Son Brayden

Coaching Experience

Years	School, Position
1993-94	Wash. & Jefferson, asst. coach
1994-95	Barton College, asst. coach
1995-98	Eastern Illinois, asst. coach
1998-03	Southern Illinois, asst. coach
2003-04	Southern Illinois, head coach
2004-05	Purdue, associate head coach
2006-pres.	Purdue, head coach

Playing Experience

Years 1990-93
Purdue
-- Honorable mention All-Big Ten, 1993

Coaching Honors

2004	Missouri Valley Coach of the Year
2004	District V Coach of the Year (USBWA)
2008	Big Ten Coach of the Year
2008	District 10 Coach of the Year (NABC)
2008	Naismith Coach of the Year Finalist
2008	Jim Phelan Coach of the Year Finalist
2008	Skip Prosser Man of the Year Finalist
2008	Henry Iba Award Nominee
2009	Henry Iba Award Nominee
2010	Big Ten Coach of the Year
2010	District V Coach of the Year (USBWA)
2010	District 7 Coach of the Year (NABC)
2010	Jim Phelan Coach of the Year Finalist
2011	Big Ten Coach of the Year
2011	District V Coach of the Year (USBWA)
2011	District 7 Coach of the Year (NABC)
2011	Jim Phelan Coach of the Year Finalist

Coaching Tree

Tarrance Crump
• Assistant coach at SIU Edwardsville

Paul Lusk
• Head coach at Missouri State University

Quonzo Martin
• Head coach at University of California

Rick Ray
• Head coach at Southeast Missouri State

Michah Shrewsbury
• Assistant Coach with the Boston Celtics

Ryne Smith
• Head coach at Anderson High School (Ind.)

Kent Williams
• Assistant coach at SIU Edwardsville

NBA Draft Picks Under Painter

2007	Carl Landry, 31st to Seattle
2011	JaJuan Johnson, 27th to Boston via New Jersey
2011	E'Twaun Moore, 55th overall to Boston
2012	Robbie Hummel, 58th to Minnesota

All-Americans Under Painter

2010	Robbie Hummel, 2nd (NABC) / HM (AP)
2010	E'Twaun Moore, HM (AP)
2011	JaJuan Johnson, consensus
2011	E'Twaun Moore, 3rd (NABC) / HM (AP)
2012	Robbie Hummel, HM (AP)

MARCH 17, 2016 vs. LITTLE ROCK | NCAA TOURNAMENT FIRST ROUND | PURDUE GAME NOTES

2015-16 Results / Leaders

Overall Record: 26-8 Home: 17-1 Away: 5-5 Neutral: 4-2
Big Ten Record: 12-6 Home: 8-1 Away: 4-5

Date	Opponent	W/L	Score	High Scorer	High Rebounds	High Assists	High Steals	High Blocks	Attend.
Nov. 13	1 North Carolina A&T	W	81-40	Davis, Stephens (14)	Swanigan (11)	Hill (5)	Hill (2)	Haas (3)	12,623
Nov. 15	1 Vermont	W	107-79	Mathias (17)	Swanigan (13)	Davis (5)	Hill, Thompson (2)	Davis, Haas (2)	12,808
Nov. 18	Incarinate Word	W	96-61	Haas (17)	Haas (12)	Mathias (5)	Hill (3)	Haas (4)	11,536
Nov. 21	1 vs. Old Dominion	W	61-39	Hammons (18)	Haas (8)	Three Players (2)	Four Players (1)	Haas (2)	3,813
Nov. 22	1 vs. Florida	W	85-70	Davis (18)	Hammons (7)	Thompson (4)	Thompson (2)	Hammons (3)	3,813
Nov. 28	Lehigh	W	77-55	Haas (24)	Swanigan (12)	Edwards (7)	Cline (1)	Hammons (4)	12,660
Dec. 1	2 at Pittsburgh	W	72-59	Hammons (24)	Hammons (12)	Edwards (6)	Thompson (2)	---	9,439
Dec. 5	New Mexico	W	70-58	Haas (21)	Hammons (11)	Hill, Swanigan (4)	Hill (3)	Hammons (3)	14,221
Dec. 7	IUPUI	W	80-53	Hammons (14)	Swanigan (14)	Edwards, Swanigan (4)	Stephens (4)	Haas (3)	12,404
Dec. 9	Howard	W	93-55	Swanigan (19)	Swanigan (12)	Thompson (9)	Hill, Thompson (2)	Four Players (1)	11,983
Dec. 12	Youngstown State	W	95-64	Hammons, Swanigan (15)	Hammons (11)	Swanigan (6)	Three Players (1)	Hammons (3)	14,026
Dec. 19	3 vs. [17] Butler	L	68-74	Swanigan (25)	Swanigan (11)	Thompson (7)	Swanigan (2)	Hammons (5)	19,156
Dec. 22	Vanderbilt	W	68-55	Hammons (21)	Hammons (10)	Mathias (4)	Hill (3)	Hammons (7)	14,846
Dec. 29	* at Wisconsin	W	61-55	Hammons (24)	Swanigan (9)	Thompson (4)	Four Players (1)	Hammons (2)	17,287
Jan. 2	* Iowa	L	63-70	Stephens (12)	Hammons (7)	Three Players (3)	Mathias (2)	Five Players (1)	14,846
Jan. 7	* Michigan	W	87-70	Hammons (17)	Edwards, Swanigan (7)	Davis (6)	Edwards (2)	Hammons (4)	13,063
Jan. 10	* at Illinois	L	70-84	Swanigan, Thompson (12)	Hammons (8)	Thompson (4)	Thompson (2)	Hammons (1)	12,246
Jan. 13	* Penn State	W	74-57	Edwards (19)	Swanigan (9)	Mathias (4)	Hill (3)	Hammons (2)	13,802
Jan. 18	* at Rutgers	W	107-57	Four Players (12)	Swanigan (13)	Edwards, Hill (3)	Hill (2)	Three Players (1)	5,085
Jan. 21	* Ohio State	W	75-64	Hammons (16)	Swanigan (10)	Mathias (3)	Thompson (3)	Hammons (2)	14,846
Jan. 24	* at [9] Iowa	L	71-83	Edwards (19)	Edwards, Swanigan (8)	Davis, Thompson (3)	Edwards (3)	Hammons, Swanigan (1)	15,400
Jan. 27	* at Minnesota	W	68-64	Edwards (24)	Three Players (8)	Edwards (4)	Edwards (2)	Hammons (3)	10,484
Jan. 30	* Nebraska	W	89-74	Hammons (32)	Swanigan (12)	Thompson (7)	Hammons, Hill (1)	Hammons (4)	14,846
Feb. 6	* at [4] Maryland	L	61-72	Hammons (18)	Hammons (10)	Edwards (7)	Four Players (1)	Edwards (1)	17,950
Feb. 9	* [8] Michigan State	W	82-81 •	Davis (24)	Hammons (13)	Three Players (3)	Davis (2)	Hammons (8)	14,846
Feb. 13	* at Michigan	L	56-61	Swanigan (14)	Edwards (10)	Edwards (3)	Hill, Thompson (1)	Hammons (3)	12,707
Feb. 16	* Northwestern	W	71-61	Hammons (18)	Hammons (12)	Hill (3)	Hill, Mathias (1)	Hammons (1)	12,868
Feb. 20	* at [22] Indiana	L	73-77	Swanigan (14)	Swanigan (8)	Edwards, Thompson (4)	Thompson (1)	Hammons (2)	17,472
Feb. 27	* [10] Maryland	W	83-79	Hammons (19)	Three Players (7)	Three Players (4)	Three Players (1)	Hammons (2)	14,846
March 1	* at Nebraska	W	81-62	Edwards (20)	Hammons (6)	Hill, Mathias (6)	Three Players (1)	Hammons (3)	15,572
March 6	* Wisconsin	W	91-80	Swanigan (27)	Hammons, Swanigan (8)	Edwards (6)	Edwards, Mathias (1)	Hammons (2)	14,846
March 11	4 vs. Illinois	W	89-58	Haas (16)	Swanigan (12)	Hill (6)	Three Players (1)	Four Players (1)	18,355
March 12	4 vs. Michigan	W	76-59	Hammons (27)	Hammons (11)	Davis (6)	Five Players (1)	Hammons (3)	18,339
March 13	4 vs. [2] Michigan State	L	62-66	Edwards (19)	Hammons (9)	Davis (3)	Hill, Swanigan (2)	Hill (2)	16,429
March 17	5 vs. Little Rock								

* Denotes Big Ten Conference game

1 Denotes Hall of Fame Tipoff Classic (West Lafayette, Ind. & Uncasville, Conn.)

2 Denotes Big Ten / ACC Challenge

3 Denotes Crossroads Classic (Indianapolis, Ind.)

4 Denotes Big Ten Conference Tournament (Indianapolis, Ind.)

5 Denotes NCAA Tournament (Denver, Colo.)

ATTENDANCE TOTALS

Overall

Site	Games	Totals	Avg.	High
Home	18	245,916	13,662	14,846 (Seven Times)
Away	10	133,642	13,364	17,950 vs. Maryland (2-6-16)
Neutral	6	79,905	13,318	19,156 vs. Butler (12-19-15)
Totals	34	459,463	13,513	19,156 vs. Butler (12-19-15)

Big Ten

Site	Games	Totals	Avg.	High
Home	9	128,809	14,312	14,846 (Six Times)
Away	9	124,203	13,800	17,950 vs. Maryland (2-6-16)
Totals	18	253,012	14,056	17,950 vs. Maryland (2-6-16)

MARGINS OF VICTORY

	1	2	3	4	5	6	7	8	9	10	11	12	13	14	15	16	17	18	19	20	21	22	23	24	25+
Purdue	1			2		1				1	2	1	2		2		3		1			2			8
Opponents				1	1	1	1				1	1		1											

LARGEST LEADS / DEFICITS

When Leading

Largest Margin of Victory	50 (107-57) vs. Rutgers (1-18-16)
Largest Overall Lead	50 (107-57; 0:00 2nd) vs. Rutgers (1-18-16)
Largest Halftime Lead	33 (59-26) vs. Rutgers (1-18-16)
Largest Lead in a Loss	19 (37-18; 2:21 1st) vs. Iowa (1-2-16)
Largest Halftime Lead in a Loss	17 (37-20) vs. Iowa (1-2-16)
Largest Purdue Run	16, Two Times

When Trailing

Largest Margin of Defeat	14 (70-84) vs. Illinois (1-10-16)
Largest Overall Deficit	19, Two Times
Largest Halftime Deficit	10 (26-36) vs. [2] Michigan State (3-13-16)
Largest Deficit Overcome in a Win	8, Two Times
Largest Halftime Deficit in a Win	3 (23-26) vs. Vanderbilt (12-22-15)
Largest Opponent Run	13 by Iowa (1-2-16)

PURDUE GAME NOTES | NCAA TOURNAMENT FIRST ROUND | MARCH 17, 2016 vs. LITTLE ROCK

■ 2015-16 Game-by-Game Comparison																			
Team	W/L	FG-FGA	Pct.	3P-3PA	Pct.	FT-FTA	Pct.	O-D	Reb.	PF	A	TO	B	S	1st	2nd	OT	Pts.	PPP
[23] Purdue	W	24-53	.453	12-31	.387	21-32	.656	12-37	49	22	21	13	8	4	44	37		81	1.17
North Carolina A&T		14-58	.241	0-15	.000	12-18	.667	10-24	34	29	5	13	1	5	16	24		40	0.58
[23] Purdue	W	36-65	.554	18-36	.500	17-27	.630	8-25	33	24	24	5	4	7	60	47		107	1.41
Vermont		27-56	.482	5-16	.313	20-24	.833	7-25	32	25	14	17	5	1	45	34		79	1.04
[21] Purdue	W	34-57	.596	9-21	.429	19-22	.864	12-44	56	17	23	22	13	7	53	43		96	1.23
Incarnate Word		21-74	.284	12-30	.400	7-9	.778	8-11	19	20	12	8	1	10	24	37		61	0.78
[21] Purdue	W	23-56	.411	6-20	.300	9-12	.750	13-33	46	12	8	12	4	4	28	33		61	1.00
Old Dominion		14-61	.230	2-14	.143	9-12	.750	15-23	38	18	6	10	2	9	18	21		39	0.64
[21] Purdue	W	30-60	.500	11-26	.423	14-20	.700	12-31	43	14	15	13	4	3	43	42		85	1.21
Florida		26-65	.400	6-20	.300	12-18	.667	11-23	34	19	9	7	1	8	38	32		70	1.00
[16] Purdue	W	26-60	.433	4-19	.211	21-25	.840	13-37	50	17	16	12	7	1	36	41		77	1.08
Lehigh		21-71	.296	4-21	.190	9-15	.600	14-24	38	25	8	7	1	7	26	29		55	0.77
[11] Purdue	W	24-55	.436	11-28	.393	13-18	.722	14-26	40	20	19	12	0	5	29	43		72	1.16
Pittsburgh		20-57	.351	4-19	.211	15-20	.750	14-21	35	21	14	10	4	5	26	33		59	0.95
[11] Purdue	W	23-62	.371	3-21	.143	21-28	.750	17-34	51	20	13	19	4	8	31	39		70	0.90
New Mexico		21-54	.389	5-13	.385	11-17	.647	3-25	28	27	15	19	4	9	25	33		58	0.74
[11] Purdue	W	28-54	.519	7-22	.318	17-21	.810	9-29	38	16	20	12	9	10	38	42		80	1.18
IUPUI		20-61	.328	7-21	.333	6-12	.500	13-19	32	21	11	15	1	6	30	23		53	0.78
[11] Purdue	W	34-68	.500	12-31	.387	13-17	.765	14-31	45	18	28	6	4	5	56	37		93	1.37
Howard		19-56	.339	6-18	.333	11-19	.579	10-21	31	17	10	12	0	3	24	31		55	0.81
[11] Purdue	W	33-60	.550	10-21	.476	19-28	.679	8-36	44	13	26	10	6	3	41	54		95	1.27
Youngstown State		24-69	.348	7-24	.292	9-11	.818	8-21	29	23	15	9	1	5	30	34		64	0.85
[9] Purdue	L	24-58	.414	7-22	.318	13-16	.813	12-32	44	23	14	18	9	4	27	41		68	0.94
[17] Butler		27-68	.397	4-16	.250	16-26	.615	15-25	40	16	14	8	6	11	31	43		74	1.03
[14] Purdue	W	21-58	.362	2-19	.105	24-31	.774	14-29	43	14	14	11	8	5	23	45		68	0.99
Vanderbilt		22-63	.349	5-16	.313	6-11	.545	11-23	34	27	12	11	1	8	26	29		55	0.80
[14] Purdue	W	22-50	.440	5-13	.385	12-14	.857	8-28	36	11	12	16	2	4	24	37		61	0.97
Wisconsin		22-57	.386	5-17	.294	6-8	.750	7-19	26	19	9	7	5	7	24	31		55	0.87
[14] Purdue	L	23-59	.390	8-25	.320	9-15	.600	13-25	38	18	17	14	5	4	37	26		63	0.95
Iowa		25-58	.431	7-19	.368	13-20	.650	11-26	37	16	14	9	9	10	20	50		70	1.06
[20] Purdue	W	30-54	.556	9-18	.500	18-21	.857	6-30	36	13	26	9	7	5	35	52		87	1.30
Michigan		23-61	.377	11-27	.407	13-16	.813	9-19	28	21	10	8	2	7	28	42		70	1.04
[20] Purdue	L	27-60	.450	7-22	.318	9-11	.818	10-21	31	28	15	16	1	3	37	33		70	1.00
Illinois		26-48	.542	9-17	.529	23-28	.821	2-23	25	19	14	10	3	5	37	47		84	1.20
[24] Purdue	W	27-59	.458	8-21	.381	12-19	.632	14-28	42	15	15	13	4	9	38	36		74	1.12
Penn State		24-54	.444	5-19	.263	4-8	.500	5-20	25	21	8	12	0	5	25	32		57	0.86
[22] Purdue	W	39-80	.488	11-29	.379	18-24	.750	27-36	63	13	19	4	3	5	59	48		107	1.57
Rutgers		22-58	.379	2-16	.125	11-18	.611	5-18	23	18	9	7	4	2	26	31		57	0.84
[22] Purdue	W	23-59	.390	4-17	.235	25-31	.806	16-22	38	21	14	6	4	5	33	42		75	1.17
Ohio State		23-54	.426	6-14	.429	12-16	.750	10-20	30	24	12	12	6	2	36	28		64	1.00
[22] Purdue	L	27-64	.422	9-23	.391	8-15	.533	14-27	41	24	15	17	2	8	35	36		71	0.96
[9] Iowa		27-54	.500	11-20	.550	18-28	.643	5-28	33	20	17	12	4	9	33	50		83	1.12
[21] Purdue	W	24-57	.421	5-16	.313	15-19	.789	11-28	39	19	13	14	5	3	33	35		68	1.00
Minnesota		26-52	.500	1-10	.1000	11-21	.524	4-24	28	19	18	10	6	5	26	38		64	0.94
[21] Purdue	W	33-56	.589	7-12	.583	16-18	.889	10-28	38	13	27	15	5	2	44	45		89	1.27
Nebraska		28-62	.452	7-21	.333	11-13	.846	7-15	22	23	12	9	3	10	35	39		74	1.06
[18] Purdue	L	28-69	.406	3-25	.120	2-5	.400	9-28	37	20	17	9	1	4	30	31		61	0.86
[4] Maryland		22-54	.407	4-18	.222	24-27	.889	4-33	37	11	11	8	2	5	27	45		72	1.01
[18] Purdue	W	26-60	.433	8-16	.500	22-29	.769	15-27	42	17	15	16	11	2	46	26	10	82	1.09
[8] Michigan State		29-76	.382	11-28	.393	12-15	.800	16-23	39	26	24	9	5	5	30	42	9	81	1.08
[18] Purdue	L	21-53	.396	6-12	.500	8-15	.571	7-28	35	18	8	9	3	2	31	25		56	0.92
Michigan		20-55	.364	5-20	.250	16-22	.727	11-28	39	15	7	6	1	5	27	34		61	1.00
[17] Purdue	W	23-60	.383	4-13	.308	21-28	.750	19-26	45	14	11	9	1	2	35	36		71	1.16
Northwestern		25-56	.446	6-27	.222	5-8	.625	7-17	24	26	13	6	4	2	27	34		61	1.00
[17] Purdue	L	27-46	.587	9-19	.474	10-16	.625	4-24	28	16	19	13	2	1	28	45		73	1.18
[22] Indiana		28-59	.475	12-28	.429	9-13	.692	8-18	26	20	14	4	1	8	35	42		77	1.24
[20] Purdue	W	31-60	.517	7-17	.412	14-20	.700	19-22	41	17	16	15	2	3	44	39		83	1.26
[10] Maryland		28-61	.459	7-20	.350	16-18	.889	9-13	22	21	13	6	7	10	39	40		79	1.20
[15] Purdue	W	30-53	.566	7-15	.467	14-17	.824	6-29	35	19	22	8	6	3	41	40		81	1.27
Nebraska		24-60	.400	3-13	.231	11-15	.733	10-19	29	18	7	8	1	3	33	29		62	0.97
[15] Purdue	W	28-45	.622	10-19	.526	25-33	.758	5-26	31	14	23	11	2	2	45	46		91	1.36
Wisconsin		26-60	.433	13-29	.448	15-20	.750	8-14	22	23	12	6	1	6	39	41		80	1.19
[13] Purdue	W	35-60	.583	13-27	.481	6-10	.600	11-31	42	18	25	10	4	3	45	44		89	1.39
Illinois		22-56	.393	4-18	.222	10-16	.625	7-17	24	9	11	7	2	4	25	33		58	0.91
[13] Purdue	W	29-55	.527	4-12	.333	14-18	.778	8-33	41	12	18	12	4	5	38	38		76	1.12
Michigan		23-61	.377	6-25	.240	7-12	.583	6-20	26	15	13	8	2	6	30	29		59	0.87
[13] Purdue	L	21-55	.382	3-15	.200	17-21	.810	7-24	31	14	10	5	4	4	26	36		62	0.98
[2] Michigan State		25-60	.417	8-21	.381	8-9	.889	12-29	41	19	15	10	5	1	36	30		66	1.05
[13] Purdue	Little Rock																		

■ 2015-16 Individual Superlatives

Category	Purdue	Opponent
Points	32 by A.J. Hammons vs. Nebraska (1-30-16)	32 by Shavon Shields, Nebraska (3-1-16)
Points (Half)	23 (2nd) by Caleb Swanigan vs. Wisconsin (3-6-16)	18 (2nd) by Nigel Hayes, Wisconsin (3-6-16)
		18 (2nd) by Kendrick Nunn, Illinois (1-10-16)
Field Goals Made	14 by A.J. Hammons vs. Nebraska (1-30-16)	11 by Shavon Shields, Nebraska (3-1-16)
Field Goal Attempts	22 by Rapheal Davis vs. [8] Michigan State (2-9-16)	23 by Denzel Valentine, [8] Michigan State (2-9-16)
Field Goal Percentage (min. 6 made)	1.000 (6-6) by A.J. Hammons vs. IUPUI (12-7-15)	.875 (7-8) by Jake Layman, [10] Maryland (2-27-16)
Three-Pointers Made	6 by P.J. Thompson vs. Wisconsin (3-6-16)	5 by Denzel Valentine, [8] Michigan State (2-9-16)
	6 by Rapheal Davis vs. [8] Michigan State (2-9-16)	5 by Matt Donlan, Youngstown State (12-12-15)
		5 by Kyle Hittle, Incarnate Word (11-18-15)
Three-Point Attempts	11 by Kendall Stephens vs. Old Dominion (11-21-15)	12 by Denzel Valentine, [8] Michigan State (2-9-16)
Three-Point Percentage (min. 4 made)	1.000 (4-4) by Vince Edwards vs. Penn State (1-13-16)	.833 (5-6) by Kyle Hittle, Incarnate Word (11-18-15)
Free Throws Made	14 by Caleb Swanigan vs. Wisconsin (3-6-16)	11 by Nigel Hayes, Wisconsin (3-6-16)
Free Throw Attempts	17 by Caleb Swanigan vs. Wisconsin (3-6-16)	13 by Nigel Hayes, Wisconsin (3-6-16)
Free Throw Percentage (min. 8 made)	1.000 (8-8) by Rapheal Davis vs. Florida (11-22-15)	1.000 (8-8) by Shavon Shields, Nebraska (3-1-16)
Offensive Rebounds	7 by A.J. Hammons vs. [8] Michigan State (2-9-16)	6 by Roosevelt Jones, [17] Butler (12-19-15)
	7 by Johnny Hill vs. Rutgers (1-18-16)	
Defensive Rebounds	13 by Caleb Swanigan vs. IUPUI (12-7-15)	8 by Adam Woodbury, [9] Iowa (1-24-16)
		8 by Wade Baldwin IV, Vanderbilt (12-22-15)
		8 by Dalique Mingo, Howard (12-9-15)
		8 by Tim Kempton, Lehigh (11-28-15)
Total Rebounds	14 by Caleb Swanigan vs. IUPUI (12-7-15)	12 by Micheal Young, Pittsburgh (12-1-15)
Assists	9 by P.J. Thompson vs. Howard (12-9-15)	12 by Nate Mason, Minnesota (1-27-16)
Blocked Shots	8 by A.J. Hammons vs. [8] Michigan State (2-9-16)	5 by Jarrod Uthoff, Iowa (1-2-16)
Steals	4 by Kendall Stephens vs. IUPUI (12-7-15)	5 by Aaron Bacote, Old Dominion (11-21-15)
Minutes Played	43 by Rapheal Davis vs. [8] Michigan State (2-9-16)	42 by Denzel Valentine, [8] Michigan State (2-9-16)

■ 2015-16 Team Superlatives

Category	Purdue	Opponent
Points	107, Two Times	84 by Illinois (1-10-16)
Low	56 vs. Michigan (2-13-16)	39 by Old Dominion (11-21-15)
Points (Half)	60 (1st) vs. Vermont (11-15-15)	50, Two Times
Low	23 (1st) vs. Vanderbilt (12-22-15)	16 (1st) by North Carolina A&T (11-13-15)
Field Goals Made	39 vs. Rutgers (1-18-16)	29 by [8] Michigan State (2-9-16)
Low	21, Three Times	14, Two Times
Field Goal Attempts	80 vs. Rutgers (1-18-16)	76 by [8] Michigan State (2-9-16)
Low	45 vs. Wisconsin (3-6-16)	48 by Illinois (1-10-16)
Field Goal Percentage	.622 (28-45) vs. Wisconsin (3-6-16)	.542 (26-48) by Illinois (1-10-16)
Low	.362 (21-58) vs. Vanderbilt (12-22-15)	.230 (14-61) by Old Dominion (11-21-15)
Field Goal Percentage (Half)	.762 (16-21; 2nd) vs. Michigan (1-7-16)	.643 (18-28; 2nd) by Iowa (1-2-16)
Low	.286 (8-28; 1st) vs. Vanderbilt (12-22-15)	.188 (6-32; 1st) by Old Dominion (11-21-15)
Three-Pointers Made	18 vs. Vermont (11-15-15)	13 vs. Wisconsin (3-6-16)
Low	2 vs. Vanderbilt (12-22-15)	0 by North Carolina A&T (11-13-15)
Three-Point Attempts	36 vs. Vermont (11-15-15)	30 by Incarnate Word (11-18-15)
Low	12, Three Times	10 by Minnesota (1-27-16)
Three-Point Percentage	.583 (7-12) vs. Nebraska (1-30-16)	.550 (11-20) by [9] Iowa (1-24-16)
Low	.105 (2-19) vs. Vanderbilt (12-22-15)	.000 (0-15) by North Carolina A&T (11-13-15)
Free Throws Made	25, Two Times	24 by [4] Maryland (2-6-16)
Low	2 vs. [4] Maryland (2-6-16)	4 by Penn State (1-13-16)
Free Throw Attempts	33 vs. Wisconsin (3-6-16)	28 by [9] Iowa (1-24-16)
Low	5 vs. [4] Maryland (2-6-16)	8, Three Times
Free Throw Percentage	.889 (16-18) vs. Nebraska (1-30-16)	.889, Three Times
Low	.400 (2-5) vs. [4] Maryland (2-6-16)	.500 (6-12) by IUPUI (12-7-15)
Personal Fouls	28 vs. Illinois (1-10-16)	29 by North Carolina A&T (11-13-15)
Low	11 vs. Wisconsin (12-29-15)	9 by Illinois (3-11-16)
Total Rebounds	63 vs. Rutgers (1-18-16)	40 by [17] Butler (12-19-15)
Low	28 vs. [22] Indiana (2-20-16)	19 by Incarnate Word (11-18-15)
Rebound Margin	+40 (63-23) vs. Rutgers (1-18-16)	+10 (41-31) by [2] Michigan State (3-13-16)
Assists	28 vs. Howard (12-9-15)	24 by [8] Michigan State (2-9-16)
Low	8, Two Times	5, Two Times
Turnovers	22 vs. Incarnate Word (11-18-15)	19 by New Mexico (12-5-15)
Low	4 vs. Rutgers (1-18-16)	4 by [22] Indiana (2-20-16)
Turnover Margin	+12 (5-17) vs. Vermont (11-15-15)	+14 (8-22) by Incarnate Word (11-18-15)
Blocked Shots	13 vs. Incarnate Word (11-18-15)	9 by Iowa (1-2-16)
Low	0 vs. Pittsburgh (12-1-15)	0 by Penn State (1-13-16)
Steals	10 vs. IUPUI (12-7-15)	11 by [17] Butler (12-19-15)
Low	1 vs. Lehigh (11-28-15)	1, Two Times
Pts. / Possession	1.57 vs. Rutgers (1-18-16)	1.24 by [22] Indiana (2-20-16)
Low	0.86 vs. [4] Maryland (2-6-16)	0.58 by North Carolina A&T (11-13-15)

PURDUE GAME NOTES | NCAA TOURNAMENT FIRST ROUND | MARCH 17, 2016 vs. LITTLE ROCK

■ 2015-16 Miscellaneous Single-Game Information

Date	Opponent	Biggest Lead		Lead Chang.	Ties	[---Time In the Lead---]			Biggest Run		Paint	Off TO	2nd-ch.	Fast B.	Bench	Fr.	So.	Jr.	Sr.
		PU	Opp.			PU	Opp.	Tied	PU	Opp.									
N13	North Carolina A&T	46	4	3	0	33:35	5:41	0:44	12	5	18-14	24-17	12-5	12-4	31-16	24	27	14	16
N15	Vermont	34	0	0	0	39:49	0:00	0:11	9	7	34-36	24-10	11-6	2-4	45-18	25	53	11	18
N18	Incarnate Word	45	1	2	1	38:04	0:39	1:17	11	8	38-14	10-11	14-3	6-6	40-9	15	41	12	28
N21	Old Dominion	26	0	0	1	36:51	0:00	3:09	12	6	28-12	8-4	15-1	0-6	37-18	4	19	12	26
N22	Florida	22	2	3	2	37:53	1:37	0:30	12	7	32-36	10-10	7-8	6-6	28-15	12	46	0	27
N28	Lehigh	24	0	0	1	36:42	0:00	3:18	8	7	38-24	11-15	17-9	2-6	24-13	9	46	5	17
D1	Pittsburgh	17	1	2	0	36:49	0:47	2:24	13	8	20-24	15-14	14-10	2-13	44-15	16	24	4	28
D5	New Mexico	13	4	5	5	29:01	6:37	4:22	10	8	32-26	19-17	8-4	2-4	38-6	5	30	6	29
D7	IUPUI	31	2	1	2	38:39	0:15	1:06	16	8	38-16	18-6	6-2	8-0	38-5	14	31	13	22
D9	Howard	42	0	0	1	39:22	0:00	0:38	11	4	36-22	19-9	15-10	12-4	46-25	32	23	14	24
D12	Youngstown State	33	4	5	2	35:10	3:09	1:41	14	7	40-20	5-8	9-2	6-2	45-18	23	28	9	35
D19	[17] Butler	5	16	10	6	9:03	25:56	5:01	8	9	26-34	13-21	15-17	11-12	23-12	25	18	7	18
D22	Vanderbilt	14	7	6	2	12:42	23:35	3:43	10	9	30-26	12-15	13-7	0-10	29-17	16	15	1	36
D29	Wisconsin	11	6	3	4	25:54	10:07	3:59	8	9	34-20	7-16	9-5	4-0	34-17	0	26	2	33
J2	Iowa	19	8	4	2	23:25	14:10	2:25	16	13	24-24	7-22	12-11	0-6	39-13	9	23	12	19
J7	Michigan	20	4	5	3	27:57	10:05	1:58	12	7	42-18	16-4	10-6	4-6	26-9	7	32	5	43
J10	Illinois	5	17	3	4	1:43	33:51	4:26	6	10	30-20	14-24	13-4	0-4	36-20	15	33	8	14
J13	Penn State	24	3	1	3	35:46	3:34	0:40	7	8	26-24	13-17	10-6	3-0	25-19	16	41	0	17
J18	Rutgers	50	2	1	1	37:58	1:19	0:43	11	5	44-30	12-3	30-9	11-2	57-6	33	40	8	26
J21	Ohio State	11	8	6	6	14:20	20:36	5:04	7	6	26-32	16-5	17-14	4-5	25-31	13	34	0	28
J24	[9] Iowa	7	19	6	3	12:00	25:37	2:23	9	11	32-24	14-24	9-5	10-11	27-19	11	40	0	20
J27	Minnesota	13	2	1	1	38:17	0:13	1:30	9	6	28-46	11-9	13-4	6-4	12-9	2	33	0	33
J30	Nebraska	17	2	4	2	38:51	0:39	0:30	9	8	38-32	11-22	11-2	0-10	23-22	12	26	0	51
F6	[4] Maryland	4	13	11	3	17:26	20:40	1:54	10	9	36-32	4-10	6-6	6-12	18-2	8	27	0	26
F9	[8] Michigan State	18	4	6	5	35:56	4:34	4:30	10	11	26-28	15-17	14-8	5-10	18-25	11	22	0	49
F13	Michigan	10	5	4	6	30:15	5:36	4:09	7	11	22-24	6-10	6-11	0-3	20-12	23	19	0	14
F16	Northwestern	14	0	0	0	38:14	0:00	1:46	8	7	24-18	6-7	16-6	2-2	36-12	15	21	0	35
F20	[22] Indiana	4	19	1	0	7:04	32:43	0:13	7	12	28-26	3-20	5-9	4-14	23-14	17	41	0	15
F27	[10] Maryland	16	0	0	1	39:09	0:00	0:51	12	7	42-40	8-22	24-10	4-9	30-10	10	39	0	34
M1	Nebraska	21	0	0	0	39:40	0:00	0:20	13	10	40-28	6-9	8-5	2-2	32-14	17	39	0	25
M6	Wisconsin	15	8	6	3	25:33	12:16	2:11	10	5	28-22	8-12	3-12	4-2	10-6	27	39	0	25
M11	Illinois	44	2	5	0	37:40	1:10	1:10	15	12	34-22	10-9	12-8	5-4	42-8	19	44	3	23
M12	Michigan	19	0	0	0	37:25	0:00	2:35	11	5	44-28	11-11	5-8	6-9	17-9	10	33	0	33
M13	[2] Michigan State	4	13	7	2	10:22	27:08	2:30	8	9	26-30	11-8	4-14	4-5	14-21	11	29	0	22
M17	Little Rock																		
PURDUE TOTALS		50				16				13	1,084	397	393	154	1,032	506	1,082	146	909
PURDUE AVERAGES											31.9	11.7	11.6	4.5	30.4	14.9	31.8	4.3	26.7
OPPONENT TOTALS		19									872	438	247	197	485				
OPPONENT AVERAGES											25.6	12.9	7.3	5.8	14.3				

■ 2015-16 Points-Rebounds-Assists (starters underlined)

			#1	#3	#11	#12	#14	#20	#21	#23	#24	#31	#35	#44	#50
Date	Opponent	Result	Hill	Thomps.	Toyra	Edwards	Cline	Hamm.	Steph.	Taylor	Eifert	Mathias	Davis	Haas	Swan.
N13	North Carolina A&T	W, 81-40	<u>2-5-5</u>	3-4-0	0-1-0	<u>11-5-4</u>	13-0-2	DNP	14-1-0	1-2-0	0-1-0	0-3-3	14-2-3	12-10-2	11-11-2
N15	Vermont	W, 107-79	<u>6-2-3</u>	6-3-3	0-0-0	<u>14-4-4</u>	9-1-3	DNP	11-1-1	2-1-0	0-0-0	17-2-2	<u>12-3-5</u>	<u>16-2-1</u>	<u>14-13-2</u>
N18	Incarnate Word	W, 96-61	<u>2-5-3</u>	9-2-3	4-1-0	<u>13-6-2</u>	3-6-2	8-6-1	12-2-0	0-0-0	2-1-0	2-3-5	<u>14-1-3</u>	<u>17-12-1</u>	<u>10-6-3</u>
N21	Old Dominion	W, 61-39	<u>8-2-1</u>	1-2-2	DNP	<u>2-6-0</u>	0-0-0	18-6-0	12-2-1	0-1-0	DNP	6-2-2	<u>0-6-2</u>	<u>10-8-0</u>	<u>4-7-0</u>
N22	Florida	W, 85-70	<u>2-3-1</u>	15-5-4	DNP	<u>14-4-3</u>	0-0-0	7-7-2	0-4-0	DNP	DNP	6-0-2	<u>18-5-0</u>	<u>11-2-0</u>	<u>12-6-3</u>
N28	Lehigh	W, 77-55	13-4-0	<u>10-3-2</u>	0-0-0	<u>9-10-7</u>	0-1-2	4-7-1	5-1-1	2-2-1	0-0-0	3-2-1	DNP	24-5-0	7-12-1
D1	Pittsburgh	W, 72-59	4-3-2	<u>3-4-2</u>	DNP	<u>9-3-6</u>	12-0-0	24-12-1	4-1-5	DNP	DNP	<u>6-3-1</u>	DNP	6-2-0	4-8-2
D5	New Mexico	W, 70-58	13-4-4	<u>2-2-1</u>	DNP	<u>5-8-2</u>	3-3-1	16-11-0	6-1-1	DNP	DNP	<u>2-2-0</u>	DNP	21-6-0	2-7-4
D7	IUPUI	W, 80-53	8-3-2	<u>9-1-2</u>	0-0-0	<u>10-4-4</u>	3-1-2	14-4-0	13-2-2	0-0-1	0-0-0	2-3-1	DNP	10-2-2	11-14-4
D9	Howard	W, 93-55	5-0-1	<u>2-4-9</u>	2-1-1	<u>7-2-4</u>	8-2-3	7-9-0	14-3-1	5-2-0	0-0-0	5-1-3	<u>10-3-2</u>	<u>9-3-1</u>	<u>19-12-3</u>
D12	Youngstown State	W, 95-64	7-3-5	<u>0-0-0</u>	0-0-0	<u>9-5-5</u>	3-0-4	15-11-1	9-0-0	0-0-0	5-3-0	6-5-3	<u>13-3-1</u>	<u>13-6-1</u>	15-5-6
D19	[17] Butler	L, 68-74	4-3-2	<u>5-2-7</u>	DNP	<u>9-3-2</u>	0-0-0	12-7-0	7-1-0	DNP	DNP	0-1-0	<u>2-2-3</u>	<u>4-7-0</u>	<u>25-11-0</u>
D22	Vanderbilt	W, 68-55	1-1-2	<u>2-1-2</u>	DNP	<u>4-5-0</u>	3-2-3	21-10-0	1-2-0	DNP	DNP	3-3-4	<u>14-5-1</u>	<u>6-5-0</u>	<u>13-8-2</u>
D29	Wisconsin	W, 61-55	2-1-1	<u>6-0-4</u>	DNP	<u>8-4-0</u>	0-2-0	24-7-1	2-1-0	DNP	DNP	6-1-2	<u>7-6-2</u>	<u>6-3-1</u>	<u>0-9-1</u>
J2	Iowa	L, 63-70	4-2-2	1-4-3	DNP	<u>7-5-3</u>	3-0-1	11-7-2	12-0-1	DNP	DNP	9-5-3	<u>4-1-0</u>	<u>6-6-0</u>	<u>6-5-2</u>
J7	Michigan	W, 87-70	<u>10-2-2</u>	8-1-2	DNP	<u>11-7-3</u>	0-1-3	<u>17-5-3</u>	5-1-2	DNP	DNP	6-3-4	<u>16-5-6</u>	<u>7-3-1</u>	<u>7-7-0</u>
J10	Illinois	L, 70-84	<u>4-0-1</u>	12-1-4	DNP	<u>8-4-1</u>	3-1-2	<u>10-8-1</u>	8-2-1	DNP	DNP	7-2-3	<u>0-3-0</u>	<u>6-3-0</u>	<u>12-6-2</u>
J13	Penn State	W, 74-57	<u>2-4-3</u>	2-1-2	DNP	<u>19-5-0</u>	3-1-2	<u>13-7-2</u>	0-0-1	DNP	DNP	6-5-4	<u>2-3-1</u>	<u>14-2-0</u>	<u>13-9-0</u>
J18	Rutgers	W, 107-57	<u>9-9-3</u>	7-2-2	0-0-2	<u>12-8-3</u>	9-2-0	6-9-0	8-2-2	12-10-1	0-1-0	12-1-2	<u>11-0-1</u>	<u>9-2-1</u>	<u>12-13-2</u>
J21	Ohio State	W, 75-64	<u>8-2-2</u>	12-1-1	DNP	<u>12-7-2</u>	3-0-1	<u>16-8-1</u>	0-0-1	DNP	DNP	0-0-3	<u>4-5-2</u>	<u>10-1-1</u>	<u>10-10-0</u>
J24	[9] Iowa	L, 71-83	<u>4-2-2</u>	16-3-3	DNP	<u>19-8-2</u>	6-3-1	<u>10-6-0</u>	DNP	DNP	DNP	4-0-2	<u>6-4-3</u>	<u>1-2-0</u>	<u>5-8-2</u>
J27	Minnesota	W, 68-64	7-3-2	<u>1-2-1</u>	DNP	<u>24-8-4</u>	2-2-2	<u>16-8-0</u>	DNP	DNP	DNP	<u>5-4-2</u>	<u>10-8-2</u>	<u>3-3-0</u>	DNP
J30	Nebraska	W, 89-74	2-0-1	<u>6-2-7</u>	DNP	<u>5-3-6</u>	6-0-0	<u>32-11-5</u>	DNP	DNP	DNP	2-1-0	<u>17-6-2</u>	<u>13-1-1</u>	<u>6-12-5</u>
F6	[4] Maryland	L, 61-72	0-6-4	<u>0-2-2</u>	DNP	<u>9-3-7</u>	0-0-1	<u>18-10-0</u>	DNP	DNP	DNP	8-2-0	<u>8-4-2</u>	<u>10-1-0</u>	<u>8-7-1</u>
F9	[8] Michigan State	W, 82-81	6-1-1	4-3-3	DNP	<u>9-4-3</u>	3-2-2	<u>19-13-3</u>	0-1-0	0-0-0	DNP	3-0-0	<u>24-7-2</u>	<u>6-4-1</u>	<u>8-4-0</u>
F13	Michigan	L, 56-61	0-2-0	<u>3-2-0</u>	DNP	<u>5-10-3</u>	9-2-0	<u>10-4-1</u>	DNP	DNP	DNP	0-1-1	<u>4-4-2</u>	<u>11-5-0</u>	<u>14-4-1</u>
F16	Northwestern	W, 71-61	15-6-3	<u>2-1-2</u>	DNP	<u>9-6-0</u>	11-4-0	<u>18-12-2</u>	0-0-0	DNP	DNP	2-2-2	<u>2-2-1</u>	<u>8-4-0</u>	<u>4-7-1</u>
F20	[22] Indiana	L, 73-77	2-0-1	<u>11-1-4</u>	DNP	<u>12-4-4</u>	3-1-2	<u>13-1-0</u>	0-1-1	DNP	DNP	6-2-3	<u>0-5-3</u>	<u>12-2-0</u>	<u>14-8-1</u>
F27	[10] Maryland	W, 83-79	4-5-1	<u>2-3-4</u>	DNP	<u>11-7-2</u>	0-0-0	<u>19-7-1</u>	DNP	DNP	DNP	17-1-4	<u>11-7-0</u>	<u>9-3-0</u>	<u>10-6-4</u>
M1	Nebraska	W, 81-62	6-5-6	<u>0-3-1</u>	0-0-0	<u>20-3-2</u>	7-0-2	<u>16-6-0</u>	DNP	DNP	0-0-0	11-4-6	<u>3-5-2</u>	<u>8-4-1</u>	<u>10-4-2</u>
M6	Wisconsin	W, 91-80	4-0-4	<u>22-2-4</u>	0-0-0	<u>11-4-6</u>	0-1-0	<u>16-8-2</u>	DNP	DNP	0-0-0	0-3-3	<u>5-2-3</u>	<u>6-1-0</u>	<u>27-8-1</u>
M11	Illinois	W, 89-58	2-0-6	<u>3-0-0</u>	2-1-1	<u>14-2-4</u>	6-2-2	<u>10-8-2</u>	3-1-0	2-1-0	0-2-0	11-2-4	<u>9-4-5</u>	<u>16-3-0</u>	<u>11-12-1</u>
M12	Michigan	W, 76-59	0-1-2	<u>6-1-4</u>	DNP	<u>13-6-1</u>	3-0-1	<u>27-11-0</u>	DNP	0-1-0	DNP	3-2-1	<u>6-5-6</u>	<u>11-2-0</u>	<u>7-8-3</u>
M13	[2] Michigan State	L, 62-66	7-2-1	<u>3-3-1</u>	DNP	<u>19-2-0</u>	0-1-1	<u>11-9-2</u>	DNP	DNP	DNP	3-1-2	<u>4-1-3</u>	<u>4-3-0</u>	<u>11-5-0</u>
M17	Little Rock														

MARCH 17, 2016 vs. LITTLE ROCK | NCAA TOURNAMENT FIRST ROUND | PURDUE GAME NOTES

PURDUE'S RECORD WHEN...			
Category	2015-16	Painter	Str.
All Games	26-8	238-133	L-1
At Home	17-1	154-32	W-8
On Road	5-5	48-66	W-1
At Neutral Sites	4-2	36-35	L-1
vs. Big Ten Foes	14-7	122-91	L-1
Big Ten Regular-Season	12-6	113-81	W-3
Big Ten Tournament	2-1	9-10	L-1
At Home	8-1	72-25	W-8
On Road	4-5	41-56	W-1
At Neutral Site	2-1	9-10	L-1
vs. Non-Conference Foes	12-1	116-42	W-1
At Home	9-0	82-7	W-9
On Road	1-0	7-11	W-1
At Neutral Site	2-1	27-23	L-1
vs. Ranked Opponent	2-5	30-64	L-1
vs. Unranked Opponent	24-3	208-69	W-5
In Overtime	1-0	7-8	W-1
Leading at Halftime	23-4	193-38	W-6
Trailing at Halftime	2-3	35-87	L-2
Tied at Halftime	1-1	9-9	L-1
Games Decided by 1-9 Pts.	4-5	82-71	L-1
3 Points or Less	1-0	27-22	W-1
4-6 Points	3-4	25-20	L-1
7-9 Points	0-1	30-29	L-1
Games Decided by 10+ Pts.	23-3	156-62	W-5
10-19 Points	12-3	88-48	W-4
20-Plus Points	10-0	68-14	W-11
Purdue Shoots 48% or Better	14-1	97-12	W-5
Purdue Shoots Less Than 48%	12-7	141-121	L-1
Opp. Shoots 48% or Better	2-2	15-54	W-1
Opp. Shoots Less Than 48%	24-6	223-79	L-1
Purdue Shoots Better Than Opp.	22-3	197-32	W-5
Opp. Shoots Better / Equal %	4-5	41-101	L-1
Purdue Outrebounds Opp.	26-5	173-50	W-5
Opp. Outreb. / Equals Purdue	0-3	65-83	L-5
Purdue Has More FT Attempts	21-2	172-25	L-1
Opp. Has More / Equal FT Att.	5-6	66-108	W-1
Purdue Makes 10+ 3-Ptrs.	9-0	37-8	W-9
Purdue Makes 5-9 3-Ptrs.	11-6	153-68	W-2
Purdue Makes 0-4 3-Ptrs.	6-2	48-57	L-1
Opp. Makes 10+ 3-Ptrs.	4-2	12-19	W-1
Opp. Makes 5-9 3-Ptrs.	14-4	131-81	L-1
Opp. Makes 0-4 3-Ptrs.	8-2	95-33	W-2
Purdue Has 0-9 Turnovers	7-3	62-29	L-1
Purdue Has 10-15 Turnovers	15-2	134-67	W-4
Purdue Has 16+ Turnovers	4-3	42-37	W-1
Opp. Has 0-9 Turnovers	14-5	38-47	W-4
Opp. Has 10-15 Turnovers	9-3	106-64	L-1
Opp. Has 16+ Turnovers	2-0	93-22	W-6
Purdue Has Fewer TOs	5-1	147-48	L-1
Purdue Has More / Equal TOs	21-7	91-85	W-5
Purdue Wins Reb. & TO Margin	5-0	89-8	W-7
Purdue Scores 0-49 Pts.		1-8	L-6
Purdue Scores 50-59 Pts.	0-1	7-37	L-11
Purdue Scores 60-69 Pts.	4-4	80-57	L-2
Purdue Scores 70-79 Pts.	7-3	80-24	W-1
Purdue Scores 80-89 Pts.	9-0	52-7	W-11
Purdue Scores 90+ Pts.	6-0	18-0	W-80
Opp. Scores 0-49 Pts.	2-0	37-1	W-8
Opp. Scores 50-59 Pts.	11-0	79-3	W-21
Opp. Scores 60-69 Pts.	6-2	86-44	L-1
Opp. Scores 70-79 Pts.	5-4	30-51	W-1
Opp. Scores 80-89 Pts.	2-2	4-27	W-2
Opp. Scores 90+ Pts.		1-7	L-4
0-1 Player in Double Figures	1-0	4-6	W-1
2 Players in Double Figures	2-3	45-39	W-1
3 Players in Double Figures	9-4	95-66	L-1
4 Players in Double Figures	5-0	68-15	W-10
5+ Players in Double Figures	9-1	26-7	W-2
In November	6-0	51-13	W-8
In December	7-1	61-22	W-2
In January	6-3	50-38	W-2
In February	3-3	47-39	W-1
In March	4-1	29-31	L-1
On Sunday	3-3	32-20	L-1
On Monday	2-0	9-4	W-2
On Tuesday	6-0	40-17	W-8
On Wednesday	4-0	47-24	W-4
On Thursday	2-0	16-15	W-2
On Friday	2-0	22-9	W-4
On Saturday	7-5	72-43	W-2

■ 10+ Points	2016	Career
A.J. Hammons	26 (18-8)	86 (50-36)
Rapheal Davis	13 (13-0)	44 (32-12)
Kendall Stephens	7 (6-1)	31 (19-12)
Isaac Haas	17 (14-3)	31 (22-9)
Vince Edwards	18 (15-3)	28 (22-6)
Caleb Swanigan	19 (14-5)	19 (14-5)
Dakota Mathias	5 (5-0)	10 (8-2)
P.J. Thompson	7 (4-3)	7 (4-3)
Johnny Hill	4 (4-0)	4 (4-0)
Ryan Cline	3 (3-0)	3 (3-0)
Jacquil Taylor	1 (1-0)	1 (1-0)

■ 20+ Points	2016	Career
A.J. Hammons	4 (4-0)	11 (8-3)
Rapheal Davis	1 (1-0)	5 (4-1)
Vince Edwards	2 (2-0)	4 (4-0)
Kendall Stephens		3 (2-1)
Isaac Haas	2 (2-0)	2 (2-0)
Caleb Swanigan	2 (1-1)	2 (1-1)
P.J. Thompson	1 (1-0)	1 (1-0)

■ 30+ Points	2016	Career
A.J. Hammons	1 (1-0)	2 (1-1)

■ 10+ Rebounds	2016	Career
A.J. Hammons	9 (8-1)	28 (18-10)
Caleb Swanigan	10 (9-1)	10 (9-1)
Rapheal Davis		4 (2-2)
Isaac Haas	2 (2-0)	2 (2-0)
Vince Edwards	2 (1-1)	2 (1-1)
Jacquil Taylor	1 (1-0)	1 (1-0)

■ Double-Doubles	2016	Career
A.J. Hammons	9 (8-1)	24 (15-9)
Caleb Swanigan	8 (7-1)	8 (7-1)
Rapheal Davis		4 (2-2)
Isaac Haas	2 (2-0)	2 (2-0)
Jacquil Taylor	1 (1-0)	1 (1-0)

■ Statsheet Stuffer	2016	Career
A.J. Hammons	4 (3-1)	16 (10-6)
Rapheal Davis	2 (2-0)	5 (5-0)
Vince Edwards	2 (2-0)	5 (3-2)
Caleb Swanigan	2 (2-0)	2 (2-0)
Johnny Hill	1 (1-0)	1 (1-0)
Dakota Mathias		1 (1-0)
Kendall Stephens		1 (0-1)

► At least five in three categories (pt, reb, ast, stl, blk).

■ Consecutive 10+ Point Games	
A.J. Hammons	15
Vince Edwards	7
Caleb Swanigan	1

■ Consecutive Games With a 3-Pointer	
Dakota Mathias	3
Johnny Hill	1
P.J. Thompson	1

■ Consecutive Free Throws Made	
Johnny Hill	13
P.J. Thompson	6
Grady Eifert	3
A.J. Hammons	3
Caleb Swanigan	3
Isaac Haas	2
Kendall Stephens	2
Jacquil Taylor	2
Vince Edwards	1
Dakota Mathias	1

■ Opening Tips	Won	Lost
Isaac Haas	9 (7-2)	6 (5-1)
A.J. Hammons	16 (13-3)	3 (1-2)
Team Totals	25 (20-5)	9 (6-3)

■ Dunks	2016	Career
A.J. Hammons	43	129
Isaac Haas	13	26
Vince Edwards	11	12
Caleb Swanigan	7	7
Rapheal Davis	2	9
Johnny Hill	2	2
Jacquil Taylor		2
Kendall Stephens	1	1
Purdue Totals	77	

■ And-Ones	Chances	Pct.
A.J. Hammons	9-18	.500
Isaac Haas	7-12	.583
Rapheal Davis	6-8	.750
Caleb Swanigan	6-6	1.000
Vince Edwards	4-5	.800
Johnny Hill	4-5	.800
Grady Eifert	1-1	1.000
Dakota Mathias	1-1	1.000
Kendall Stephens	1-1	1.000
Purdue Totals	39-57	.684

■ First Sub	2016	Career
A.J. Hammons	9	27
Isaac Haas	9	23
Kendall Stephens	5	21
Dakota Mathias	11	16
Rapheal Davis		10
Johnny Hill	9	9
P.J. Thompson	7	9
Vince Edwards		3
Stephen Toyra		1

■ First Points	2P	3P	FT	Tot.
A.J. Hammons	7		1	8
Caleb Swanigan	4	3	1	8
Vince Edwards	3	4		7
Isaac Haas	4		1	5
Rapheal Davis	3			3
Kendall Stephens		1		1
Dakota Mathias		1		1
Johnny Hill		1		1

■ Points Leader	2016	Career
A.J. Hammons	13 (12-1)	39 (23-16)
Rapheal Davis	3 (3-0)	16 (10-6)
Vince Edwards	6 (4-2)	12 (10-2)
Kendall Stephens	2 (1-1)	11 (5-6)
Caleb Swanigan	8 (4-4)	8 (4-4)
Isaac Haas	4 (4-0)	5 (5-0)
Dakota Mathias	1 (1-0)	1 (1-0)
Jacquil Taylor	1 (1-0)	1 (1-0)
P.J. Thompson	1 (0-1)	1 (0-1)

■ Rebounds Leader	2016	Career
A.J. Hammons	16 (12-4)	61 (36-25)
Rapheal Davis	2 (2-0)	15 (8-7)
Caleb Swanigan	16 (13-3)	16 (13-3)
Vince Edwards	5 (3-2)	12 (8-4)
Isaac Haas	2 (2-0)	9 (5-4)
Kendall Stephens		1 (0-1)

■ Assists Leader	2016	Career
Vince Edwards	11 (7-4)	23 (15-8)
Rapheal Davis	6 (4-2)	18 (14-4)
P.J. Thompson	12 (7-5)	13 (8-5)
Dakota Mathias	8 (7-1)	12 (10-2)
Johnny Hill	6 (6-0)	6 (6-0)
Kendall Stephens		6 (3-3)
Caleb Swanigan	4 (4-0)	4 (4-0)
A.J. Hammons	1 (1-0)	3 (3-0)

2015-16 STARTING LINEUP INFORMATION (6)

Guard	Guard	G / F	Forward	Center	Games	Record
Hill	Davis	Edwards	Swanigan	Haas	1, 2, 3, 4, 5	5-0
Thompson	Mathias	Edwards	Swanigan	Haas	6, 7, 8, 9	4-0
Thompson	Davis	Edwards	Swanigan	Haas	10, 11, 12, 13, 14, 15	4-2
Hill	Davis	Edwards	Swanigan	Hammons	16, 17, 18, 19, 20, 21	4-2
Thompson	Mathias	Davis	Edwards	Hammons	22	1-0
Thompson	Davis	Edwards	Swanigan	Hammons	23, 24, 25, 26, 27, 28, 29, 30, 31, 32, 33, 34	8-4

■ Start Chart

Player	13	14	15	16	Tot.	Cons.	Record as Starter
Rapheal Davis	17	15	34	30	96	25	56-40
A.J. Hammons	27	25	23	19	94	19	52-42
Vince Edwards			29	34	63	38	45-18
Caleb Swanigan				33	33	12	25-8
Kendall Stephens		16	16		32		16-16
Isaac Haas			11	15	26		18-8
P.J. Thompson			1	23	24	13	18-6
Dakota Mathias			17	5	22		16-6
Basil Smotherman		16	4		20		10-10
Johnny Hill				11	11		9-2

P► THE LAST TIME THAT**■ Individual - Scoring**

Scored 20 Points: 27 by A.J. Hammons vs. Michigan (3-12-16)
Scored 30 Points: 32 by Terone Johnson vs. [7] Michigan (3-6-13)
Scored 40 Points: 44 by Glenn Robinson vs. [13] Kansas (3-24-94)
Scored 50 Points: 61 by Rick Mount vs. Iowa (2-28-70)
Two Players Had 20 Points: 27 by Caleb Swanigan, 22 by P.J. Thompson vs. Wisconsin (3-6-16)
Two Players Had 25 Points: 26 by E'Twaun Moore, 25 by JaJuan Johnson vs. Oakland (11-21-10)
Two Players Had 30 Points: 40 by Rick Mount, 31 by Billy Keller vs. Indiana (3-8-69)
Three Players Had 20 Points: 29 by Mike Robinson, 25 by Brad Miller, 24 by Brian Cardinal vs. Louisiana-Monroe (11-20-97)
Four Players Had 15 Points: 18 by Robbie Hummel, 18 by E'Twaun Moore, 16 by JaJuan Johnson, 15 by Chris Kramer vs. Minnesota (1-5-10)
Five Players Had 15 Points: 23 by Frank Kendrick, 17 by Bruce Rose, 16 by Tom Scheffler, 16 by Jerry Nichols, 15 by Bruce Parkinson vs. Illinois State (12-22-73)
Six Players Scored in Double Figures: 17 by Dakota Mathias, 16 by Isaac Haas, 14 by Vince Edwards, 14 by Caleb Swanigan, 12 by Rapheal Davis, 11 by Kendall Stephens vs. Vermont (11-15-15)
Purdue / Opposing Player Had 30 Points: 35 by Robbie Hummel, 32 by Evan Turner; Ohio State (1-12-10)
Scored in Double Figures in 10 Straight Games: 15 by A.J. Hammons (1-21-16 to present)
Scored in Double Figures in 20 Straight Games: 43 by JaJuan Johnson (2-24-10 to 3-20-11)
Scored in Double Figures in 30 Straight Games: 43 by JaJuan Johnson (2-24-10 to 3-20-11)
Scored in Double Figures in 40 Straight Games: 43 by JaJuan Johnson (2-24-10 to 3-20-11)
Scored in Double Figures in 50 Straight Games: 55 by Glenn Robinson (12-29-92 to 3-26-94)

■ Individual - Double-Doubles

Double-Double: 27 p, 11 r by A.J. Hammons vs. Michigan (3-12-16)
Triple-Double: 16 p, 16 r, 11 b by Joe Barry Carroll vs. Arizona (12-10-77)
20-10 Game: 27 p, 11 r by A.J. Hammons vs. Michigan (3-12-16)
30-10 Game: 32 p, 11 r by A.J. Hammons vs. Nebraska (1-30-16)
30-10-5 Game: 32 p, 11 r, 5 a by A.J. Hammons vs. Nebraska (1-30-16)
Back-to-Back 20-10 Games: JaJuan Johnson -- 25 p, 11 r vs. Oakland (11-21-10); 21 p, 11 r vs. Austin Peay (11-23-10)
Double-Double in Points and Assists: 10 p, 10 a by Lewis Jackson vs. [7] Ohio State (3-9-12)
Double-Double in Two Consecutive Games: 3 by A.J. Hammons (1-30-16 to 2-9-16)
Double-Double in Three Consecutive Games: 3 by A.J. Hammons (1-30-16 to 2-9-16)
Double-Double in Four Consecutive Games: 4 by Glenn Robinson (12-21-93 to 1-5-94)
Double-Double in Five Consecutive Games: 5 by John Garrett (1-2-75 to 1-13-75)
Two Players Recorded Double-Doubles: 12 p, 13 r by Caleb Swanigan; 12 p, 10 r by Jacquil Taylor vs. Rutgers (1-18-16)
Three Players Recorded Double-Doubles: 3 vs. Miami, Ohio (12-21-77)

■ Individual - Field Goals

Made 12 FGs in a Game: 14 by A.J. Hammons vs. Nebraska (1-30-16)
Made 13 FGs in a Game: 14 by A.J. Hammons vs. Nebraska (1-30-16)
Made 14 FGs in a Game: 14 by A.J. Hammons vs. Nebraska (1-30-16)
Made 15 FGs in a Game: 15 by Glenn Robinson vs. [13] Kansas (3-24-94)
Attempted 20 FGs in a Game: 22 by Rapheal Davis vs. [8] Michigan State (2-9-16)
Attempted 21 FGs in a Game: 22 by Rapheal Davis vs. [8] Michigan State (2-9-16)
Attempted 22 FGs in a Game: 22 by Rapheal Davis vs. [8] Michigan State (2-9-16)
Attempted 23 FGs in a Game: 23 by JaJuan Johnson vs. Iowa (3-5-11)
Attempted 24 FGs in a Game: 24 by JaJuan Johnson vs. Virginia Tech (12-1-10)
Attempted 25 FGs in a Game: 25 by Chad Austin vs. Penn State (2-21-98)
Attempted 30 FGs in a Game: 33 by Glenn Robinson vs. [13] Kansas (3-24-94)

■ Individual - Three-Pointers

Made 6 3-pointers in a Game: 6 by P.J. Thompson vs. Wisconsin (3-6-16)
Made 7 3-pointers in a Game: 7 by D.J. Byrd vs. [3] Ohio State (2-7-12)
Made 8 3-pointers in a Game: 8 by Ryne Smith vs. High Point (11-14-11)
Made 9 3-pointers in a Game: Never
Attempted 10 3-pointers in a Game: 10 by Kendall Stephens vs. North Carolina A&T (11-13-15)
Attempted 11 3-pointers in a Game: 12 by Kendall Stephens vs. Penn State (1-17-15)
Attempted 12 3-pointers in a Game: 12 by Kendall Stephens vs. Penn State (1-17-15)
Attempted 13 3-pointers in a Game: 15 by Ryne Smith vs. High Point (11-14-11)
Attempted 14 3-pointers in a Game: 15 by Ryne Smith vs. High Point (11-14-11)
Made a 3-pointer in 20 Straight Games: 22 by Kendall Stephens (2-5-14 to 12-20-14)
Made two 3-pointers in 10 Straight Games: 11 by D.J. Byrd (12-15-12 to 1-27-13)
Made three 3-pointers in 5 Straight Games: 5 by E'Twaun Moore (2-27-08 to 3-14-08)

■ Individual - Free Throws

Made 12 free throws in a Game: 14 by Caleb Swanigan vs. Wisconsin (3-6-16)
Made 13 free throws in a Game: 14 by Caleb Swanigan vs. Wisconsin (3-6-16)
Made 14 free throws in a Game: 14 by Caleb Swanigan vs. Wisconsin (3-6-16)
Made 15 free throws in a Game: 15 by Carl Landry vs. South Alabama (11-22-05)
Attempted 15 free throws in a Game: 17 by Caleb Swanigan vs. Wisconsin (3-6-16)
Attempted 18 free throws in a Game: 18 by Rapheal Davis vs. Missouri (11-25-14)
Attempted 20 free throws in a Game: 21 by Brad Miller vs. Rhode Island (3-13-97)
Made all free throws (min. 10 attempts): 10-of-10 by Rapheal Davis vs. Minnesota (12-31-14)

■ Individual - Rebounds

Grabbed 15 Rebounds: 16 by A.J. Hammons vs. [3] Ohio State (12-31-13)
Grabbed 16 Rebounds: 16 by A.J. Hammons vs. [3] Ohio State (12-31-13)
Grabbed 17 Rebounds: 17 by JaJuan Johnson vs. Michigan State (2-27-11)
Grabbed 18 Rebounds: 18 by Brad Miller vs. Ohio State (2-5-97)
Grabbed 19 Rebounds: 20 by William Franklin vs. [20] Michigan (2-5-72)
Grabbed 20 Rebounds: 20 by William Franklin vs. [20] Michigan (2-5-72)
Grabbed 8 Offensive Rebounds: 9 by Ivan Kartelo vs. Chicago State (12-6-03)
Grabbed 12 Defensive Rebounds: 13 by Caleb Swanigan vs. IUPUI (12-7-15)
Grabbed 10-Plus Rebounds in Three Consecutive Games: 3 by A.J. Hammons (1-30-16 to 2-9-16)

■ Individual - Assists

Dished Out 8 Assists: 9 by P.J. Thompson vs. Howard (12-9-15)
Dished Out 9 Assists: 9 by P.J. Thompson vs. Howard (12-9-15)
Dished Out 10 Assists: 10 by Lewis Jackson vs. [7] Ohio State (3-9-12)
Dished Out 11 Assists: 12 by Austin Parkinson vs. Penn State (2-4-04)
Dished Out 12 Assists: 12 by Austin Parkinson vs. Penn State (2-4-04)
Dished Out 5-plus assists in five straight games: 6 by Lewis Jackson (2-12-12 to 3-4-12)
Dished Out 10-plus assists in two straight games: 2 by Carson Cunningham (12-18-00 to 12-22-00)

■ Individual - Blocked Shots

5 Blocks: 8 by A.J. Hammons vs. [8] Michigan State (2-9-16)
6 Blocks: 8 by A.J. Hammons [8] Michigan State (2-9-16)
7 Blocks: 8 by A.J. Hammons [8] Michigan State (2-9-16)
8 Blocks: 8 by A.J. Hammons [8] Michigan State (2-9-16)
Blocked 5-Plus Shots in Two Straight Games: 2 by A.J. Hammons (12-19-15 to 12-22-15)

■ Individual - Steals

Grabbed 5 Steals: 5 by E'Twaun Moore vs. IPFW (12-21-10)
Grabbed 6 Steals: 6 by E'Twaun Moore vs. Arkansas-Pine Bluff (12-6-08)
Grabbed 7 Steals: 7 by Brian Cardinal vs. South Carolina (12-22-98)

■ Individual - Minutes

Freshman Played 40 Minutes: 41 by Vince Edwards vs. BYU (11-26-14)
Played Every Minute: 40 by JaJuan Johnson vs. Minnesota (1-29-11)
Played Every Minute of an Overtime Game: 45 by Bryant Dillon and Chris Lutz vs. Northwestern (1-25-06)
Freshman Played Every Minute of a Game: 45 by Chris Lutz vs. Northwestern (1-25-06)

■ Individual - Fouls

Technical Foul - Player: Rapheal Davis vs. [10] Maryland (2-27-16)
Technical Foul - Coach: Matt Painter vs. Maryland (1-10-15)
Fouled Out: P.J. Thompson vs. Michigan (2-13-16)
Two Players Fouled Out: 2; Vince Edwards, Jon Octeus vs. Illinois (3-7-15)
Three Players Fouled Out: 3 vs. Oklahoma State (11-28-13)
Four Players Fouled Out: 4 vs. [4] North Carolina (12-29-86)

P THE LAST TIME THAT**■ Team - Scoring**

Won by 40 or More Points: 50 (107-57) vs. Rutgers (1-18-16)
Won by 40 or More Points (Big Ten): 50 (107-57) vs. Rutgers (1-18-16)
Lost by 20 or More Points: 31 (63-94) vs. [21] Notre Dame (12-20-14)
Lost by 30 or More Points: 31 (63-94) vs. [21] Notre Dame (12-20-14)
Scored 90 or More Points: 91 (91-80) vs. Wisconsin (3-6-16)
Scored 90 or More Points (Big Ten): 91 (91-80) vs. Wisconsin (3-6-16)
Scored 100 or More Points: 50 (107-57) vs. Rutgers (1-18-16)
Scored 100 or More Points (Big Ten): 50 (107-57) vs. Rutgers (1-18-16)
Scored 100 or More Points in Consecutive Games: 111 (111-112) vs. Iowa (2-11-74); 107 (107-80) vs. Wisconsin (2-16-74)
Scored 90 or More Points and Lost: 96 (96-104) vs. Iowa State (1-24-87)
Scored 100 or More Points and Lost: 111 (111-112) vs. Iowa (2-11-74)
Scored 40 or Fewer Points: 39 vs. Northwestern (2-11-04)
Scored 50 or Fewer Points: 49 vs. Ohio State (2-8-14)
Scored 50 or Fewer Points in Consecutive Games: 48 (48-62) vs. Minnesota (2-25-99); 46 vs. [3] Michigan State (2-28-99)
Scored 50 or Fewer Points and Won: 49 (49-45) vs. Iowa (2-14-09)
Scored 60 Points in the First Half: 60 (1st) vs. Vermont (11-15-15)
Scored 60 Points in the Second Half: 60 (2nd) vs. Penn State (3-2-02)
Scored 50 Points in Both Halves: (54-55) vs. Central Connecticut State (11-13-13)
Scored 15 Points or Less in a Half: 14 (1st) vs. Richmond (11-27-10)
Scored 20 Points or Less in a Half: 16 (2nd) vs. [6] Wisconsin (3-14-15)
Allowed 90 or More Points: 94 (63-94) vs. [21] Notre Dame (12-20-14)
Allowed 90 or More Points (Big Ten): 97 (60-97) vs. [3] Indiana (1-30-13)
Allowed 100 or More Points: 101 (87-101) vs. [6] Kentucky (12-3-96)
Allowed 100 or More Points (Big Ten): 106 (65-106) vs. [4] Indiana (1-28-92)
Allowed 50 or Fewer Points: 39 (61-39) vs. Old Dominion (11-21-15)
Allowed 40 or Fewer Points: 39 (61-39) vs. Old Dominion (11-21-15)
Allowed 60 Points in a Half: 62 (2nd) by Michigan State (1-25-89)
Allowed 15 Points or Less in a Half: 15 (2nd) by Grambling (11-20-14)
Allowed 20 Points or Less in a Half: 18 (1st) by Old Dominion (11-21-15)

■ Team - Shooting

Shot 30.0 Percent or Lower From the Field: .276 (16-58) vs. Northwestern (1-21-14)
Shot 35.0 Percent or Lower From the Field and Won: .319 (18-57) vs. Penn State (1-18-14)
Shot 50.0 Percent or Higher From the Field and Lost: .587 (27-46) vs. [22] Indiana (2-20-16)
Shot 55.0 Percent From the Field: .583 (35-60) vs. Illinois (3-11-16)
Shot 55.0 Percent From the Field in Consecutive Games: .566 (30-53) vs. Nebraska (3-1-16); .622 (28-45) vs. Wisconsin (3-6-16); .583 (35-60) vs. Illinois (3-11-16)
Shot 60.0 Percent From the Field: .622 (28-45) vs. Wisconsin (3-6-16)
Shot 65.0 Percent From the Field: .650 (39-60) vs. Ohio State (2-7-98)
Shot 70.0 Percent From the Field: .770 (47-61) vs. LIU Brooklyn (11-14-97)
Shot 25.0 Percent or Lower From the Field in a Half: .240 (2nd) vs. [6] Wisconsin (3-14-15)
Shot 70.0 Percent From the Field in a Half: .762 (2nd) vs. Michigan (1-7-16)
Shot 75.0 Percent From the Field in a Half: .762 (2nd) vs. Michigan (1-7-16)
Shot 60.0 Percent From the Field in Both Halves: (.630 / .611) vs. Wisconsin (3-6-16)
Shot 65.0 Percent From the Field in Both Halves: (.727 / .821) vs. LIU Brooklyn (11-14-97)
Opponent Shot 30.0 Percent or Lower From the Field: .296 (21-71) by Lehigh (11-28-15)
Opponent Shot 30.0 Percent or Lower From the Field in Cons. Games: .284 (21-74) by Incarnate Word (11-18-15); .230 (14-61) by Old Dominion (11-21-15)
Opponent Shot 60.0 Percent From the Field: .609 (28-46) by Michigan (1-30-14)
Opponent Shot 65.0 Percent From the Field: .674 (29-43) by Loyola, Illinois (12-28-91)
Opponent Shot 70.0 Percent From the Field: Never
Opponent Shot 65.0 Percent From the Field in Both Halves: (.667 / .682) by Loyola, Illinois (12-28-91)
Opponent Shot 25.0 Percent or Lower From the Field in a Half: .233 (7-30; 1st) by Iowa (1-2-16)
Opponent Shot 70.0 Percent From the Field in a Half: .810 (2nd) by Michigan (2-26-09)
Opponent Shot 75.0 Percent From the Field in a Half: .810 (2nd) by Michigan (2-26-09)

■ Team - Three-Pointers

Made 0 Three-Pointers: 0 vs. Penn State (2-5-13)
Made 10 Three-Pointers: 13 vs. Illinois (3-11-16)
Made 12 Three-Pointers: 13 vs. Illinois (3-11-16)
Made 15 Three-Pointers: 18 vs. Vermont (11-15-15)
Made 12 or More Three-Pointers in Consecutive Games: 12 vs. North Carolina A&T (11-13-15); 18 vs. Vermont (11-15-15)
Made 12 or More Three-Pointers in Three Consecutive Games: 14 vs. Northern Illinois (11-11-11); 13 vs. High Point (11-14-11); 12 vs. Iona (11-17-11)
Attempted 5 or Fewer Three-Pointers: 5 vs. [4] Wisconsin (1-7-15)
Attempted 10 or Fewer Three-Pointers: 9 vs. Northwestern (1-31-15)
Attempted 25 Three-Pointers: 25 vs. [4] Maryland (2-6-16)
Attempted 30 Three-Pointers: 36 vs. Vermont (11-15-15)
Made 50.0 Percent of Three-Pointers: .526 (10-19) vs. Wisconsin (3-6-16)
Made 60.0 Percent of Three-Pointers: .636 (7-11) vs. Western Illinois (3-20-13)

■ Team - Free Throws

Made 30 Free Throws: 33 vs. Missouri (11-25-14)
Made 35 Free Throws: 35 vs. [9] Illinois (1-9-02)
Made 40 Free Throws: 41 vs. Northwestern (2-8-69)
Made All of Its Free Throw Attempts: 6-of-6 vs. [6] Wisconsin (3-14-15)
Attempted 40 Free Throws: 43 vs. Missouri (11-25-14)
Attempted 45 Free Throws: 46 vs. [9] Illinois (1-9-02)
Attempted 50 Free Throws: 51 vs. Minnesota (2-16-91)
Attempted 5 or Fewer Free Throws: 5 vs. [4] Maryland (2-6-16)
Attempted 0 Free Throws in a Half: 0 (1st) vs. [4] Maryland (2-6-16)
Shot 40.0 Percent or Less From the Free Throw Line: .400 (2-5) vs. [4] Maryland (2-6-16)

■ Team - Assists

Had 5 or Fewer Assists: 5 vs. Nebraska (2-23-14)
Had 25 Assists: 25 vs. Illinois (3-11-16)
Had 30 Assists: 30 vs. Alcorn State (11-17-10)
Had 4.00 Assist:Turnover Ratio: 4.80 (24:5) vs. Vermont (11-15-15)

■ Team - Turnovers

Had 5 or Fewer Turnovers: 5 vs. [2] Michigan State (3-13-16)
Had 20 or More Turnovers: 22 vs. Incarnate Word (11-18-15)
Forced 5 or Fewer Turnovers: 4 vs. [22] Indiana (2-20-16)
Forced 20 or More Turnovers: 27 by Grambling (11-20-14)

■ Team - Rebound Margin

Had Plus-20 Rebound Margin: +21 (45-24) vs. Northwestern (2-16-16)
Had Plus-25 Rebound Margin: +40 (63-23) vs. Rutgers (1-18-16)
Had Minus-20 Rebound Margin: -21 (27-48) vs. [3] Duke (3-26-10)
Had Minus-25 Rebound Margin: -26 (20-46) vs. [10] Michigan State (2-28-10)

■ Team - Close Games

Game Decided by One Point: W, 82-81 (ot) vs. [8] Michigan State (2-9-16)
Game Decided by Two Points or Less: W, 82-81 (ot) vs. [8] Michigan State (2-9-16)
Game Decided by Three Points or Less: W, 82-81 (ot) vs. [8] Michigan State (2-9-16)
Two Consecutive Games Decided by Three Points or Less: W, 65-64 vs. Penn State (1-18-14); L, 60-63 (2 ot) vs. Northwestern (1-21-14)
Made a Last-Second Shot to Win: A.J. Hammons vs. BYU (11-26-14)
Lost on a Last-Second Shot: Glenn Robinson III, Michigan (2-26-14)

■ Team - Overtime

Played an Overtime Game: W, 82-81 (ot) vs. [8] Michigan State (2-9-16)
Played a Two-Overtime Game: W, 77-74 (3 ot) vs. Minnesota (2-5-14)
Played a Three-Overtime Game: W, 77-74 (3 ot) vs. Minnesota (2-5-14)
Played a Four-Plus Overtime Game: L, 56-59 (6 ot) vs. Minnesota (1-29-55)
Played Consecutive Overtime Games: L, 72-74 (ot) vs. Illinois (1-8-92); W, 77-69 (ot) vs. Iowa (1-11-92)

■ Team - Comebacks

Came Back From 10 Down in the Second Half to Win: W, 72-68 vs. Minnesota (12-31-14; trailed 38-25 w/ 18:56 left)
Came Back From 15 Down in the Second Half to Win: W, 68-63 vs. Siena (12-1-13; trailed 48-32 w/ 17:56 left)
Gave Up a 10-Point Lead in the Second Half to Lose: L, 63-70 vs. Iowa (1-2-16; led 40-22 w/ 19:01 left)
Gave Up a 15-Point Lead in the Second Half to Lose: L, 63-70 vs. Iowa (1-2-16; led 40-22 w/ 19:01 left)

■ Team - Ranked Games

Beat The No. 1-Ranked Team: W, 72-69 vs. [1] Arizona (11-25-00)
Beat a Top-5 Ranked Team: W, 76-63 vs. [2] Ohio State (2-20-11)
Beat a Top-5 Ranked Team on the Road: W, 95-94 vs. [3] Michigan (3-6-94)
Beat a Top-10 Ranked Team: W, 83-79 vs. [10] Maryland (2-27-16)
Beat a Top-10 Ranked Team on the Road: W, 60-57 vs. [9] Ohio State (2-17-10)
Beat a Top-25 Team: W, 83-79 vs. [10] Maryland (2-27-16)
Beat a Top-25 Ranked Team on the Road: W, 69-56 vs. [17] Wisconsin (3-3-13)

PURDUE GAME NOTES | NCAA TOURNAMENT FIRST ROUND | MARCH 17, 2016 vs. LITTLE ROCK

#1 Johnny Hill Senior Guard Glendale Heights, Ill.													
Date	Opponent	Min.	FG	3FG	FT	O-D-T	PF	A	TO	B	S	Pts.	
N13	• North Carolina A&T	16	0-0	0-0	2-4	1-4-5	3	5	1	1	2	2	
N15	• Vermont	20	3-4	0-0	0-0	1-1-2	2	3	0	0	2	6	
N18	• Incarnate Word	21	1-3	0-0	0-0	0-5-5	2	3	3	1	3	2	
N21	• Old Dominion	22	2-3	0-0	4-4	1-1-2	0	1	0	0	1	8	
N22	• Florida	15	1-1	0-0	0-0	0-3-3	1	1	3	0	0	2	
N28	Lehigh	17	4-4	0-0	5-6	2-2-4	1	0	1	0	0	13	
D1	Pittsburgh	12	1-2	0-0	2-3	3-0-3	0	2	2	0	1	4	
D5	New Mexico	21	4-5	0-0	5-6	1-3-4	3	4	2	0	3	13	
D7	IUPUI	22	4-5	0-1	0-0	3-0-3	3	2	3	1	1	8	
D9	Howard	17	1-1	0-0	3-3	0-0-0	1	1	0	1	2	5	
D12	Youngstown State	22	2-3	0-0	3-4	0-3-3	1	5	1	1	0	7	
D19	Butler	13	2-4	0-0	0-0	1-2-3	1	2	3	0	1	4	
D22	Vanderbilt	20	0-1	0-0	1-2	0-1-1	2	2	1	0	3	1	
D29	Wisconsin	13	1-1	0-0	0-0	0-1-1	0	1	1	0	1	2	
J2	Iowa	17	1-6	0-1	2-2	2-0-2	3	2	0	0	0	4	
J7	• Michigan	19	3-5	0-1	4-4	0-2-2	2	2	1	1	1	10	
J10	• Illinois	15	2-2	0-0	0-0	0-0-0	4	1	3	0	0	4	
J13	• Penn State	25	1-6	0-0	0-0	3-1-4	2	3	1	1	3	2	
J18	• Rutgers	19	3-6	0-0	3-3	7-2-9	2	3	1	1	2	9	
J21	• Ohio State	18	3-4	0-0	2-2	1-1-2	3	2	0	0	0	8	
J24	• Iowa	14	2-2	0-0	0-0	1-1-2	1	2	3	0	1	4	
J27	Minnesota	22	1-4	0-0	5-6	2-1-3	2	2	1	0	0	7	
J30	Nebraska	10	1-2	0-0	0-0	0-0-0	1	1	2	0	1	2	
F6	Maryland	20	0-2	0-0	0-2	2-4-6	4	4	2	0	0	0	
F9	Michigan State	15	2-3	0-0	2-2	0-1-1	2	1	0	0	0	6	
F13	Michigan	18	0-2	0-0	0-0	2-0-2	1	0	1	0	1	0	
F16	Northwestern	26	4-11	1-2	6-8	2-4-6	1	3	0	0	1	15	
F20	Indiana	9	1-1	0-0	0-0	0-0-0	2	1	1	0	0	2	
F27	Maryland	18	2-2	0-0	0-0	4-1-5	2	1	2	0	1	4	
M1	Nebraska	25	1-3	0-1	4-4	1-4-5	2	6	0	0	0	6	
M6	Wisconsin	11	1-3	0-2	2-2	0-0-0	0	4	0	0	0	4	
M11	Illinois	17	0-0	0-0	2-2	0-0-0	1	6	1	1	1	2	
M12	Michigan	13	0-0	0-0	0-0	1-0-1	2	2	3	0	1	0	
M13	Michigan State	23	2-3	1-1	2-2	1-1-2	1	1	1	2	2	7	
M17	Little Rock												

#3 P.J. Thompson Sophomore Guard Indianapolis, Ind.													
Date	Opponent	Min.	FG	3FG	FT	O-D-T	PF	A	TO	B	S	Pts.	
N13	North Carolina A&T	20	1-4	1-4	0-0	1-3-4	3	0	0	0	0	3	
N15	Vermont	21	0-3	0-3	6-6	1-2-3	1	3	0	0	2	6	
N18	Incarnate Word	17	3-3	1-1	2-2	0-2-2	0	3	0	0	1	9	
N21	Old Dominion	18	0-0	0-0	1-2	1-1-2	2	2	0	0	0	1	
N22	Florida	27	5-10	3-6	2-4	0-5-5	1	4	0	0	2	15	
N28	• Lehigh	23	1-1	1-1	7-8	0-3-3	1	2	0	0	0	10	
D1	• Pittsburgh	27	1-2	1-2	0-1	0-4-4	1	2	2	0	2	3	
D5	• New Mexico	24	0-3	0-2	2-2	1-1-2	2	1	2	0	2	2	
D7	• IUPUI	21	2-4	1-2	4-5	0-1-1	1	2	0	0	1	9	
D9	• Howard	20	1-2	0-1	0-0	2-2-4	0	9	1	0	2	2	
D12	• Youngstown State	3	0-0	0-0	0-0	0-0-0	0	0	0	0	0	0	
D19	• Butler	30	2-5	1-2	0-0	0-2-2	4	7	1	0	0	5	
D22	• Vanderbilt	22	0-2	0-2	2-2	1-0-1	0	2	1	0	0	2	
D29	• Wisconsin	27	2-3	1-1	1-2	0-0-0	1	4	1	0	0	6	
J2	• Iowa	23	0-4	0-2	1-2	1-3-4	0	3	2	0	0	1	
J7	Michigan	19	3-4	2-2	0-1	0-1-1	1	2	0	0	1	8	
J10	Illinois	24	4-10	2-4	2-2	1-0-1	3	4	0	0	2	12	
J13	Penn State	17	0-2	0-2	2-2	0-1-1	3	2	0	0	1	2	
J18	Rutgers	19	2-3	1-2	2-2	0-2-2	1	2	0	0	1	7	
J21	Ohio State	23	2-3	2-3	6-6	0-1-1	2	1	0	0	3	12	
J24	Iowa	27	6-10	4-7	0-0	2-1-3	4	3	1	0	0	16	
J27	• Minnesota	25	0-3	0-3	1-2	0-2-2	1	1	0	0	0	1	
J30	• Nebraska	33	1-3	0-0	4-4	1-1-2	1	7	0	0	0	6	
F6	• Maryland	21	0-3	0-2	0-0	1-1-2	3	2	0	0	0	0	
F9	• Michigan State	30	2-3	0-0	0-0	0-3-3	1	3	0	0	0	4	
F13	• Michigan	24	1-1	1-1	0-0	0-2-2	5	0	0	0	1	3	
F16	• Northwestern	15	1-3	0-1	0-0	1-0-1	0	2	0	0	0	2	
F20	• Indiana	31	4-8	3-7	0-0	0-1-1	2	4	3	0	1	11	
F27	• Maryland	24	1-3	0-1	0-0	2-1-3	1	4	1	0	0	2	
M1	• Nebraska	13	0-2	0-1	0-0	1-2-3	0	1	1	0	1	0	
M6	• Wisconsin	32	6-8	6-8	4-5	1-1-2	1	4	3	0	0	22	
M11	• Illinois	18	1-2	1-2	0-0	0-0-0	2	0	0	0	0	3	
M12	• Michigan	26	2-4	0-1	2-2	0-1-1	3	4	0	0	0	6	
M13	• Michigan State	17	1-2	1-1	0-0	2-1-3	0	1	0	0	0	3	
M17	Little Rock												

#11 Stephen Toyra Senior Guard Lafayette, Ind.													
Date	Opponent	Min.	FG	3FG	FT	O-D-T	PF	A	TO	B	S	Pts.	
N13	North Carolina A&T	4	0-1	0-1	0-0	1-0-1	1	0	1	0	0	0	
N15	Vermont	3	0-0	0-0	0-0	0-0-0	1	0	0	0	0	0	
N18	Incarnate Word	3	1-1	0-0	2-2	0-1-1	2	0	2	0	0	4	
N21	Old Dominion					-- DID NOT PLAY --							
N22	Florida					-- DID NOT PLAY --							
N28	Lehigh	2	0-0	0-0	0-0	0-0-0	0	0	0	0	0	0	
D1	Pittsburgh					-- DID NOT PLAY --							
D5	New Mexico					-- DID NOT PLAY --							
D7	IUPUI	2	0-0	0-0	0-0	0-0-0	0	0	0	0	0	0	
D9	Howard	2	0-0	0-0	0-0	0-0-1	0	1	0	0	0	2	
D12	Youngstown State	2	0-0	0-0	0-0	0-0-0	0	0	1	0	0	0	
D19	Butler					-- DID NOT PLAY --							
D22	Vanderbilt					-- DID NOT PLAY --							
D29	Wisconsin					-- DID NOT PLAY --							
J2	Iowa					-- DID NOT PLAY --							
J7	Michigan					-- DID NOT PLAY --							
J10	Illinois					-- DID NOT PLAY --							
J13	Penn State					-- DID NOT PLAY --							
J18	Rutgers	4	0-0	0-0	0-1	0-0-0	1	2	1	0	0	0	
J21	Ohio State					-- DID NOT PLAY --							
J24	Iowa					-- DID NOT PLAY --							
J27	Minnesota					-- DID NOT PLAY --							
J30	Nebraska					-- DID NOT PLAY --							
F6	Maryland					-- DID NOT PLAY --							
F9	Michigan State					-- DID NOT PLAY --							
F13	Michigan					-- DID NOT PLAY --							
F16	Northwestern					-- DID NOT PLAY --							
F20	Indiana					-- DID NOT PLAY --							
F27	Maryland					-- DID NOT PLAY --							
M1	Nebraska	1	0-0	0-0	0-0	0-0-0	0	0	0	0	0	0	
M6	Wisconsin	0+	0-0	0-0	0-0	0-0-0	0	0	0	0	0	0	
M11	Illinois	3	1-2	0-1	0-0	0-1-1	0	1	0	0	0	2	
M12	Michigan					-- DID NOT PLAY --							
M13	Michigan State					-- DID NOT PLAY --							
M17	Little Rock												

#12	Vince Edwards	Sophomore	Forward	Middletown, Ohio										
Date	Opponent	Min.	FG	3FG	FT	O-D-T	PF	A	TO	B	S	Pts.		
N13	• North Carolina A&T	24	3-8	1-3	4-6	1-4-5	2	4	2	1	0	11		
N15	• Vermont	21	5-7	4-5	0-0	0-4-4	3	4	0	0	0	14		
N18	• Incarnate Word	25	5-7	1-3	2-2	2-4-6	2	2	2	3	0	13		
N21	• Old Dominion	23	1-5	0-2	0-0	2-4-6	2	0	2	0	1	2		
N22	• Florida	31	5-6	2-3	2-2	2-2-4	3	3	0	0	0	14		
N28	• Lehigh	32	4-9	0-3	1-1	3-7-10	1	7	1	0	0	9		
D1	• Pittsburgh	26	3-6	2-4	1-2	2-1-3	4	6	1	0	1	9		
D5	• New Mexico	31	2-11	0-5	1-2	2-6-8	3	2	6	0	0	5		
D7	• IUPUI	25	4-9	1-3	1-2	2-2-4	2	4	0	0	2	10		
D9	• Howard	18	3-6	1-3	0-0	0-2-2	1	4	2	1	0	7		
D12	• Youngstown State	21	4-6	1-1	0-0	1-4-5	2	5	1	1	0	9		
D19	• Butler	22	2-9	1-5	4-5	0-3-3	2	2	1	1	0	9		
D22	• Vanderbilt	17	1-6	0-2	2-2	2-3-5	2	0	0	0	1	4		
D29	• Wisconsin	29	3-7	1-2	1-1	0-4-4	2	0	2	0	0	8		
J2	• Iowa	20	2-3	1-1	2-2	1-4-5	3	3	1	1	0	7		
J7	• Michigan	25	3-8	1-2	4-4	0-7-7	4	3	1	1	2	11		
J10	• Illinois	16	3-8	0-0	2-2	2-2-4	4	1	1	0	0	8		
J13	• Penn State	29	6-8	4-4	3-4	4-1-5	1	0	0	0	1	19		
J18	• Rutgers	19	6-10	0-1	0-0	5-3-8	1	3	0	0	1	12		
J21	• Ohio State	29	4-13	0-5	4-4	3-4-7	2	2	3	0	1	12		
J24	• Iowa	33	8-14	2-2	1-1	1-7-8	3	2	2	0	3	19		
J27	• Minnesota	39	8-15	4-7	4-4	4-4-8	1	4	5	0	2	24		
J30	• Nebraska	32	2-11	1-3	0-0	2-1-3	2	6	3	0	0	5		
F6	• Maryland	35	4-12	1-6	0-0	1-2-3	1	7	2	1	0	9		
F9	• Michigan State	36	1-4	0-3	7-9	2-2-4	3	3	3	1	0	9		
F13	• Michigan	28	1-9	0-1	3-4	4-6-10	1	3	1	0	0	5		
F16	• Northwestern	29	4-8	0-0	1-2	5-1-6	2	0	1	0	0	9		
F20	• Indiana	27	4-6	3-3	1-2	0-4-4	2	4	2	0	0	12		
F27	• Maryland	30	3-9	0-2	5-6	2-5-7	3	2	3	0	0	11		
M1	• Nebraska	33	8-12	2-4	2-2	1-2-3	3	2	3	0	1	20		
M6	• Wisconsin	33	4-9	3-5	0-0	1-3-4	1	6	0	0	1	11		
M11	• Illinois	17	5-7	4-5	0-0	1-1-2	3	4	2	0	0	14		
M12	• Michigan	31	5-7	2-2	1-2	1-5-6	1	1	1	0	1	13		
M13	• Michigan State	34	6-18	0-6	7-8	1-1-2	2	0	0	0	0	19		
M17	Little Rock													

MARCH 17, 2016 vs. LITTLE ROCK | NCAA TOURNAMENT FIRST ROUND | PURDUE GAME NOTES

#14 Ryan Cline Freshman Guard Carmel, Ind.													
Date	Opponent	Min.	FG	3FG	FT	O-D-T	PF	A	TO	B	S	Pts.	
N13	North Carolina A&T	17	4-7	4-6	1-2	0-0-0	3	2	0	0	0	13	
N15	Vermont	17	3-7	3-7	0-0	0-1-1	3	3	0	0	0	9	
N18	Incarnate Word	17	1-5	1-4	0-0	0-6-6	1	2	1	1	0	3	
N21	Old Dominion	6	0-1	0-0	0-0	0-0-0	0	0	0	0	0	0	
N22	Florida	3	0-0	0-0	0-0	0-0-0	1	0	0	0	0	0	
N28	Lehigh	14	0-2	0-2	0-0	0-1-1	1	2	1	0	1	0	
D1	Pittsburgh	15	4-6	4-6	0-0	0-0-0	1	0	0	0	0	12	
D5	New Mexico	17	1-4	1-4	0-0	1-2-3	3	1	1	0	0	3	
D7	IUPUI	18	1-4	1-2	0-0	0-1-1	2	2	2	0	0	3	
D9	Howard	19	3-8	2-7	0-0	0-2-2	3	3	0	0	0	8	
D12	Youngstown State	21	1-3	1-3	0-0	0-0-0	1	4	0	0	0	3	
D19	Butler	9	0-2	0-2	0-0	0-0-0	0	0	0	0	0	0	
D22	Vanderbilt	13	1-3	1-3	0-0	0-2-2	0	3	0	0	1	3	
D29	Wisconsin	8	0-2	0-2	0-0	0-2-2	2	0	1	0	0	0	
J2	Iowa	7	1-2	1-2	0-0	0-0-0	1	1	0	0	0	3	
J7	Michigan	11	0-1	0-1	0-0	0-1-1	3	3	0	0	1	0	
J10	Illinois	18	1-5	1-5	0-1	0-1-1	3	2	1	0	0	3	
J13	Penn State	10	1-5	1-5	0-0	0-1-1	0	2	0	0	0	3	
J18	Rutgers	20	3-6	3-5	0-1	0-2-2	0	0	0	0	0	9	
J21	Ohio State	8	1-3	1-2	0-0	0-0-0	1	1	0	0	0	3	
J24	Iowa	20	2-9	2-7	0-0	0-3-3	2	1	0	0	1	6	
J27	Minnesota	15	0-2	0-1	2-3	0-2-2	3	2	0	0	1	2	
J30	Nebraska	12	2-3	2-3	0-0	0-0-0	0	0	1	0	0	6	
F6	Maryland	8	0-2	0-2	0-0	0-0-0	0	1	0	0	0	0	
F9	Michigan State	14	1-1	1-1	0-0	0-2-2	0	2	0	0	0	3	
F13	Michigan	20	3-6	3-6	0-0	0-2-2	2	0	0	0	0	9	
F16	Northwestern	18	3-6	3-6	2-2	0-4-4	4	0	1	0	0	11	
F20	Indiana	18	1-3	1-3	0-0	0-1-1	0	2	1	0	0	3	
F27	Maryland	4	0-0	0-0	0-0	0-0-0	0	0	0	0	0	0	
M1	Nebraska	14	2-2	2-2	1-2	0-0-0	1	2	0	0	0	7	
M6	Wisconsin	7	0-0	0-0	0-0	0-1-1	0	0	0	0	0	0	
M11	Illinois	20	2-5	2-5	0-0	0-2-2	0	2	1	0	1	6	
M12	Michigan	13	1-4	1-3	0-0	0-0-0	0	1	0	0	1	3	
M13	Michigan State	7	0-0	0-0	0-0	0-1-1	0	1	0	0	0	0	
M17	Little Rock												

#20 A.J. Hammons Senior Center Gary, Ind.													
Date	Opponent	Min.	FG	3FG	FT	O-D-T	PF	A	TO	B	S	Pts.	
N13	North Carolina A&T					-- DID NOT PLAY --							
N15	Vermont					-- DID NOT PLAY --							
N18	Incarnate Word	15	3-5	0-0	2-2	2-4-6	2	1	1	3	0	8	
N21	Old Dominion	19	8-13	0-0	2-3	3-3-6	1	0	2	1	0	18	
N22	Florida	19	3-5	1-1	0-0	1-6-7	3	2	2	3	0	7	
N28	Lehigh	20	2-6	0-0	0-0	0-7-7	2	1	2	4	0	4	
D1	Pittsburgh	31	10-15	2-2	2-3	5-7-12	3	1	2	0	1	24	
D5	New Mexico	19	7-10	0-0	2-3	3-8-11	2	0	3	3	0	16	
D7	IUPUI	21	6-6	0-0	2-2	0-4-4	1	0	1	2	1	14	
D9	Howard	20	3-7	0-0	1-1	3-6-9	1	0	1	1	0	7	
D12	Youngstown State	21	6-10	0-0	3-7	4-7-11	1	1	2	3	1	15	
D19	Butler	21	4-6	0-0	4-4	3-4-7	2	0	2	5	0	12	
D22	Vanderbilt	28	9-16	0-0	3-4	4-6-10	4	0	2	7	0	21	
D29	Wisconsin	28	9-14	0-0	6-6	1-6-7	2	1	5	2	1	24	
J2	Iowa	25	5-6	0-0	1-2	1-6-7	4	2	1	1	0	11	
J7	• Michigan	29	7-10	1-1	2-3	2-3-5	0	3	2	4	0	17	
J10	• Illinois	22	3-5	0-1	4-5	2-6-8	2	1	2	1	0	10	
J13	• Penn State	26	6-11	0-0	1-6	2-5-7	2	2	3	2	1	13	
J18	• Rutgers	14	2-8	0-1	2-2	4-5-9	1	0	0	1	0	6	
J21	• Ohio State	29	6-13	0-0	4-5	3-5-8	3	1	0	2	0	16	
J24	• Iowa	25	3-7	0-0	4-6	3-3-6	2	0	3	1	0	10	
J27	• Minnesota	31	7-14	0-0	2-2	2-6-8	4	0	5	3	0	16	
J30	• Nebraska	29	14-17	0-0	4-4	3-8-11	1	5	2	4	1	32	
F6	• Maryland	29	9-16	0-2	0-0	2-8-10	4	0	1	0	1	18	
F9	• Michigan State	32	6-13	0-0	7-9	7-6-13	3	3	3	8	0	19	
F13	• Michigan	24	4-11	0-0	2-5	0-4-4	4	1	3	3	0	10	
F16	• Northwestern	30	5-10	0-0	8-11	5-7-12	2	2	4	1	0	18	
F20	• Indiana	16	6-9	0-0	1-1	1-0-1	4	0	3	2	0	13	
F27	• Maryland	23	7-10	2-2	3-5	3-4-7	3	1	2	2	1	19	
M1	• Nebraska	24	7-10	0-0	2-2	1-5-6	3	0	0	3	0	16	
M6	• Wisconsin	25	7-10	0-0	2-5	2-6-8	4	2	1	2	0	16	
M11	• Illinois	17	5-6	0-0	0-0	1-7-8	3	2	1	0	0	10	
M12	• Michigan	31	11-17	0-1	5-7	0-11-11	1	0	2	3	1	27	
M13	• Michigan State	32	4-10	0-0	3-4	0-9-9	3	2	1	1	0	11	
M17	Little Rock												

#21 Kendall Stephens Junior Guard St. Charles, Ill.													
Date	Opponent	Min.	FG	3FG	FT	O-D-T	PF	A	TO	B	S	Pts.	
N13	North Carolina A&T	17	5-11	4-10	0-0	0-1-1	3	0	1	1	0	14	
N15	Vermont	19	3-8	3-8	2-4	0-1-1	2	1	0	0	0	11	
N18	Incarnate Word	15	4-4	3-3	1-2	0-2-2	3	0	2	0	1	12	
N21	Old Dominion	19	4-12	4-11	0-0	0-2-2	0	1	0	0	0	12	
N22	Florida	12	0-7	0-6	0-1	1-3-4	0	0	0	0	0	0	
N28	Lehigh	16	2-9	1-6	0-0	1-0-1	2	1	2	1	0	5	
D1	Pittsburgh	28	1-9	1-9	1-2	0-1-1	2	5	0	0	0	4	
D5	New Mexico	14	2-6	2-6	0-0	0-1-1	1	1	0	0	1	6	
D7	IUPUI	19	4-7	3-6	2-2	0-2-2	2	2	1	2	4	13	
D9	Howard	16	5-10	4-9	0-0	1-2-3	1	1	0	0	0	14	
D12	Youngstown State	14	3-6	3-6	0-0	0-0-0	3	0	0	0	1	9	
D19	Butler	21	2-5	2-5	1-2	0-1-1	3	0	2	0	0	7	
D22	Vanderbilt	19	0-7	0-6	1-2	1-1-2	1	0	0	0	0	1	
D29	Wisconsin	10	1-4	0-1	0-0	0-0-1	0	0	1	0	1	2	
J2	Iowa	13	4-9	2-6	2-3	0-0-0	0	1	0	0	1	12	
J7	Michigan	12	2-3	1-2	0-0	0-1-1	0	2	0	0	0	5	
J10	Illinois	23	3-8	2-7	0-0	0-2-2	0	1	1	0	0	8	
J13	Penn State	9	0-1	0-1	0-0	0-0-0	1	1	0	0	0	0	
J18	Rutgers	16	2-6	2-6	2-2	1-1-2	2	2	0	0	1	8	
J21	Ohio State	5	0-1	0-1	0-0	0-0-0	1	1	0	0	0	0	
J24	Iowa					-- DID NOT PLAY --							
J27	Minnesota					-- DID NOT PLAY --							
J30	Nebraska					-- DID NOT PLAY --							
F6	Maryland					-- DID NOT PLAY --							
F9	Michigan State	3	0-1	0-1	0-0	0-0-0	0	0	1	0	0	0	
F13	Michigan					-- DID NOT PLAY --							
F16	Northwestern	4	0-1	0-0	0-0	0-0-0	0	0	0	0	0	0	
F20	Indiana	4	0-1	0-1	0-0	0-1-1	0	1	0	0	0	0	
F27	Maryland					-- DID NOT PLAY --							
M1	Nebraska					-- DID NOT PLAY --							
M6	Wisconsin					-- DID NOT PLAY --							
M11	Illinois	12	1-4	1-3	0-0	0-1-1	1	0	1	0	0	3	
M12	Michigan					-- DID NOT PLAY --							
M13	Michigan State					-- DID NOT PLAY --							
M17	Little Rock												

#23	Jacquil Taylor RS-Freshman Forward Cambridge, Mass.												
Date	Opponent	Min.	FG	3FG	FT	O-D-T	PF	A	TO	B	S	Pts.	
N13	North Carolina A&T	5	0-1	0-0	1-3	1-1-2	1	0	1	2	0	1	
N15	Vermont	5	1-2	0-0	0-0	1-0-1	2	0	0	0	1	2	
N18	Incarnate Word	5	0-0	0-0	0-0	0-0-0	0	0	1	0	0	0	
N21	Old Dominion	2	0-2	0-0	0-0	1-0-1	1	0	1	0	0	0	
N22	Florida					-- DID NOT PLAY --							
N28	Lehigh	2	1-1	0-0	0-0	1-1-2	1	1	0	0	0	2	
D1	Pittsburgh					-- DID NOT PLAY --							
D5	New Mexico					-- DID NOT PLAY --							
D7	IUPUI	4	0-1	0-1	0-0	0-0-0	2	1	1	0	0	0	
D9	Howard	10	2-2	0-0	1-4	1-1-2	4	0	0	1	1	5	
D12	Youngstown State	2	0-0	0-0	0-0	0-0-0	0	0	0	0	0	0	
D19	Butler					-- DID NOT PLAY --							
D22	Vanderbilt					-- DID NOT PLAY --							
D29	Wisconsin					-- DID NOT PLAY --							
J2	Iowa					-- DID NOT PLAY --							
J7	Michigan					-- DID NOT PLAY --							
J10	Illinois					-- DID NOT PLAY --							
J13	Penn State					-- DID NOT PLAY --							
J18	Rutgers	14	4-6	2-3	2-2	3-7-10	1	1	0	1	0	12	
J21	Ohio State					-- DID NOT PLAY --							
J24	Iowa					-- DID NOT PLAY --							
J27	Minnesota					-- DID NOT PLAY --							
J30	Nebraska					-- DID NOT PLAY --							
F6	Maryland					-- DID NOT PLAY --							
F9	Michigan State	1	0-0	0-0	0-0	0-0-0	0	0	0	0	0	0	
F13	Michigan					-- DID NOT PLAY --							
F16	Northwestern					-- DID NOT PLAY --							
F20	Indiana					-- DID NOT PLAY --							
F27	Maryland					-- DID NOT PLAY --							
M1	Nebraska					-- DID NOT PLAY --							
M6	Wisconsin	0+	0-0	0-0	0-0	0-0-0	0	0	0	0	0	0	
M11	Illinois	9	1-3	0-1	0-0	0-1-1	2	0	1	0	0	2	
M12	Michigan	1	0-0	0-0	0-0	1-0-1	0	0	0	0	0	0	
M13	Michigan State					-- DID NOT PLAY --							
M17	Little Rock												

PURDUE GAME NOTES | NCAA TOURNAMENT FIRST ROUND | MARCH 17, 2016 vs. LITTLE ROCK

#24 | Grady Eifert | Freshman | Forward | Fort Wayne, Ind.

Date	Opponent	Min.	FG	3FG	FT	O-D-T	PF	A	TO	B	S	Pts.
N13	North Carolina A&T	4	0-0	0-0	0-2	1-0-1	0	0	0	0	0	0
N15	Vermont	3	0-2	0-1	0-0	0-0-0	0	0	0	0	1	0
N18	Incarnate Word	4	0-1	0-0	2-2	1-0-1	0	0	1	0	0	2
N21	Old Dominion		-- DID NOT PLAY --									
N22	Florida		-- DID NOT PLAY --									
N28	Lehigh	2	0-0	0-0	0-0	0-0-0	0	0	0	0	0	0
D1	Pittsburgh		-- DID NOT PLAY --									
D5	New Mexico		-- DID NOT PLAY --									
D7	IUPUI	2	0-0	0-0	0-0	0-0-0	0	0	0	0	0	0
D9	Howard	2	0-1	0-0	0-0	0-0-0	1	0	0	0	0	0
D12	Youngstown State	2	2-2	0-0	1-1	1-2-3	0	0	0	0	0	5
D19	Butler		-- DID NOT PLAY --									
D22	Vanderbilt		-- DID NOT PLAY --									
D29	Wisconsin		-- DID NOT PLAY --									
J2	Iowa		-- DID NOT PLAY --									
J7	Michigan		-- DID NOT PLAY --									
J10	Illinois		-- DID NOT PLAY --									
J13	Penn State		-- DID NOT PLAY --									
J18	Rutgers	4	0-1	0-0	0-0	0-1-1	0	0	1	0	0	0
J21	Ohio State		-- DID NOT PLAY --									
J24	Iowa		-- DID NOT PLAY --									
J27	Minnesota		-- DID NOT PLAY --									
J30	Nebraska		-- DID NOT PLAY --									
F6	Maryland		-- DID NOT PLAY --									
F9	Michigan State		-- DID NOT PLAY --									
F13	Michigan		-- DID NOT PLAY --									
F16	Northwestern		-- DID NOT PLAY --									
F20	Indiana		-- DID NOT PLAY --									
F27	Maryland		-- DID NOT PLAY --									
M1	Nebraska	1	0-0	0-0	0-0	0-0-0	0	0	0	0	0	0
M6	Wisconsin	0+	0-0	0-0	0-0	0-0-0	0	0	0	0	0	0
M11	Illinois	3	0-0	0-0	0-0	2-0-2	0	0	0	0	0	0
M12	Michigan		-- DID NOT PLAY --									
M13	Michigan State		-- DID NOT PLAY --									
M17	Little Rock											

#31 | Dakota Mathias | Sophomore | Guard | Elida, Ohio

Date	Opponent	Min.	FG	3FG	FT	O-D-T	PF	A	TO	B	S	Pts.
N13	North Carolina A&T	21	0-1	0-1	0-0	0-3-3	2	3	2	0	0	0
N15	Vermont	20	5-8	5-7	2-2	0-2-2	2	2	0	0	0	17
N18	Incarnate Word	15	1-5	0-4	0-0	0-3-3	2	5	0	0	0	2
N21	Old Dominion	15	2-4	2-3	0-0	0-2-2	1	2	0	0	1	6
N22	Florida	15	2-3	2-3	0-0	0-0-0	2	2	0	0	0	6
N28	• Lehigh	23	1-6	1-3	0-0	0-2-2	2	1	2	0	0	3
D1	• Pittsburgh	18	1-5	1-4	3-3	0-3-3	3	1	0	0	0	6
D5	• New Mexico	30	0-5	0-3	2-2	0-2-2	1	0	0	0	0	2
D7	• IUPUI	22	1-7	0-4	0-0	0-3-3	1	1	1	0	0	2
D9	Howard	16	1-4	1-4	2-2	0-1-1	0	3	0	0	0	5
D12	Youngstown State	20	2-4	2-3	0-0	0-5-5	0	3	0	0	0	6
D19	Butler	10	0-3	0-3	0-0	0-1-1	3	0	0	0	1	0
D22	Vanderbilt	17	1-3	0-1	1-2	1-2-3	1	4	1	0	0	3
D29	Wisconsin	15	2-3	2-3	0-0	0-1-1	0	2	1	0	0	6
J2	Iowa	30	3-8	3-8	0-0	0-5-5	2	3	2	1	2	9
J7	Michigan	21	2-3	2-3	0-0	0-3-3	1	4	1	0	0	6
J10	Illinois	21	3-5	0-1	1-1	0-2-2	3	3	1	0	1	7
J13	Penn State	20	2-3	2-3	0-0	0-5-5	1	4	0	0	0	6
J18	Rutgers	17	4-8	2-6	2-2	0-1-1	0	2	0	0	0	12
J21	Ohio State	14	0-1	0-1	0-0	0-0-0	2	3	0	0	0	0
J24	Iowa	17	2-5	0-3	0-0	0-0-0	2	2	2	0	1	4
J27	• Minnesota	25	2-7	1-3	0-0	0-4-4	3	2	1	0	0	5
J30	Nebraska	9	1-1	0-0	0-0	0-1-1	3	0	0	0	0	2
F6	Maryland	15	3-6	2-5	0-0	0-2-2	0	0	2	0	1	8
F9	Michigan State	14	1-1	1-1	0-0	0-0-0	0	0	0	0	0	3
F13	Michigan	11	0-0	0-0	0-0	0-1-1	0	1	0	0	0	0
F16	Northwestern	13	1-5	0-2	0-0	1-1-2	1	2	0	0	1	2
F20	Indiana	14	2-3	2-2	0-0	0-2-2	2	3	0	0	0	6
F27	Maryland	27	7-10	3-6	0-0	0-1-1	4	2	0	1	1	17
M1	Nebraska	25	3-7	2-5	3-4	0-4-4	3	6	0	1	1	11
M6	Wisconsin	26	0-2	0-1	0-0	0-3-3	0	3	0	0	1	0
M11	Illinois	20	4-5	3-4	0-0	0-2-2	2	4	1	0	0	11
M12	Michigan	20	1-5	1-4	0-0	0-2-2	1	1	1	0	0	3
M13	Michigan State	15	1-2	1-2	0-0	0-1-1	1	2	0	0	0	3
M17	Little Rock											

#35 | Rapheal Davis | Senior | Guard | Fort Wayne, Ind.

Date	Opponent	Min.	FG	3FG	FT	O-D-T	PF	A	TO	B	S	Pts.
N13	• North Carolina A&T	23	6-10	1-3	1-2	0-2-2	1	3	2	0	1	14
N15	• Vermont	26	5-7	1-1	1-1	1-2-3	3	5	2	2	0	12
N18	• Incarnate Word	19	6-8	2-2	0-0	0-1-1	0	3	1	0	2	14
N21	• Old Dominion	30	0-4	0-2	0-0	1-5-6	2	2	1	0	0	0
N22	• Florida	36	4-10	2-5	8-8	3-2-5	0	0	3	0	0	18
N28	Lehigh		-- DID NOT PLAY --									
D1	Pittsburgh		-- DID NOT PLAY --									
D5	New Mexico		-- DID NOT PLAY --									
D7	IUPUI		-- DID NOT PLAY --									
D9	• Howard	18	4-8	2-4	0-0	0-3-3	1	2	0	0	0	10
D12	• Youngstown State	23	4-8	3-5	2-4	0-3-3	1	1	2	1	0	13
D19	• Butler	26	0-3	0-1	2-3	0-2-2	4	3	1	2	0	2
D22	• Vanderbilt	25	3-7	1-4	7-8	0-5-5	0	1	2	0	0	14
D29	• Wisconsin	31	2-5	1-1	2-2	1-5-6	2	1	2	1	0	7
J2	• Iowa	28	1-7	1-5	1-2	1-0-1	2	0	4	1	1	4
J7	• Michigan	32	4-9	2-5	6-6	1-4-5	0	6	1	1	0	16
J10	• Illinois	21	0-3	0-2	0-0	2-1-3	5	0	1	0	0	0
J13	• Penn State	28	1-5	0-3	0-0	0-3-3	0	1	2	0	2	2
J18	• Rutgers	16	5-12	1-4	0-0	0-0-0	2	1	0	0	0	11
J21	• Ohio State	34	1-6	0-2	2-3	2-3-5	2	2	0	0	1	4
J24	• Iowa	31	2-7	1-2	1-3	2-2-4	4	3	4	0	2	6
J27	• Minnesota	34	5-8	0-2	0-0	1-7-8	3	2	1	1	0	10
J30	• Nebraska	38	5-8	4-5	3-5	1-5-6	2	2	2	0	0	17
F6	• Maryland	33	3-8	0-3	2-3	0-4-4	4	2	0	0	1	8
F9	• Michigan State	43	8-22	6-8	2-5	2-5-7	2	2	1	2	2	24
F13	• Michigan	34	1-5	0-2	2-3	0-4-4	2	2	2	0	0	4
F16	• Northwestern	36	1-3	0-1	0-0	0-2-2	1	1	1	0	0	2
F20	• Indiana	34	0-4	0-2	0-0	1-4-5	2	3	1	0	0	0
F27	• Maryland	36	3-11	1-3	4-6	2-5-7	2	0	2	0	0	11
M1	• Nebraska	29	1-4	1-2	0-1	1-4-5	2	2	1	1	0	3
M6	• Wisconsin	30	1-3	0-1	3-4	0-2-2	4	3	2	0	0	5
M11	• Illinois	24	2-7	1-4	4-4	0-4-4	0	5	0	1	0	9
M12	• Michigan	29	2-5	0-1	2-2	0-5-5	1	6	0	1	0	6
M13	• Michigan State	34	1-5	0-2	2-3	0-1-1	2	3	0	0	0	4
M17	Little Rock											

#44 | Isaac Haas | Sophomore | Center | Hokes Bluff, Ala.

Date	Opponent	Min.	FG	3FG	FT	O-D-T	PF	A	TO	B	S	Pts.
N13	• North Carolina A&T	22	3-5	0-0	6-7	5-5-10	1	2	1	3	0	12
N15	• Vermont	19	6-7	0-0	4-9	1-1-2	2	1	1	2	1	16
N18	• Incarnate Word	19	5-7	0-0	7-8	4-8-12	0	1	2	4	0	17
N21	• Old Dominion	19	4-5	0-0	2-2	1-7-8	1	0	0	2	1	10
N22	• Florida	15	5-6	0-0	1-2	0-2-2	2	0	0	1	0	11
N28	• Lehigh	20	8-11	0-0	8-10	2-3-5	2	0	0	2	0	24
D1	• Pittsburgh	9	2-4	0-0	2-2	1-1-2	3	0	4	0	0	6
D5	• New Mexico	21	6-12	0-0	9-13	3-3-6	1	0	1	1	0	21
D7	• IUPUI	17	3-6	0-0	4-6	0-2-2	1	2	1	3	1	10
D9	• Howard	18	4-9	0-0	1-1	1-2-3	3	1	1	0	0	9
D12	• Youngstown State	18	4-7	0-0	5-6	1-5-6	2	1	0	0	0	13
D19	• Butler	16	2-7	0-0	0-0	0-7-7	3	0	1	1	0	4
D22	• Vanderbilt	11	2-6	0-0	2-3	3-2-5	1	0	3	1	0	6
D29	• Wisconsin	10	2-6	0-0	2-3	2-1-3	2	1	2	0	0	6
J2	• Iowa	15	3-4	0-0	0-0	3-3-6	1	0	1	1	0	6
J7	Michigan	10	3-5	0-0	1-1	1-2-3	0	1	0	0	0	7
J10	Illinois	15	3-8	0-0	0-0	1-2-3	1	0	1	0	0	6
J13	Penn State	14	5-6	0-0	4-5	0-2-2	2	0	2	1	0	14
J18	Rutgers	17	3-7	0-0	3-6	0-2-2	2	1	0	0	0	9
J21	Ohio State	11	4-5	0-0	2-5	1-0-1	1	1	1	1	0	10
J24	Iowa	8	0-1	0-0	1-4	1-1-2	2	0	1	0	0	1
J27	Minnesota	9	1-4	0-0	1-2	1-2-3	2	0	1	1	0	3
J30	Nebraska	12	5-6	0-0	3-3	0-1-1	1	1	1	1	0	13
F6	Maryland	15	5-10	0-0	0-0	1-0-1	2	0	1	0	1	10
F9	Michigan State	13	1-2	0-0	4-4	1-3-4	2	1	1	0	0	6
F13	Michigan	16	5-10	0-0	1-2	1-4-5	1	0	0	0	0	10
F16	Northwestern	10	2-4	0-0	4-5	1-3-4	3	0	1	0	0	8
F20	Indiana	19	4-5	0-0	4-4	0-2-2	0	0	1	0	0	12
F27	Maryland	12	4-7	0-0	1-1	2-1-3	2	0	1	0	0	9
M1	Nebraska	14	3-4	0-0	2-2	0-4-4	3	1	1	0	0	8
M6	Wisconsin	9	3-3	0-0	0-0	0-1-1	2	0	2	0	0	6
M11	Illinois	18	8-9	0-0	0-2	1-2-3	2	0	2	1	0	16
M12	Michigan	9	4-7	0-0	3-4	0-2-2	1	0	1	0	0	11
M13	Michigan State	8	2-4	0-0	0-0	1-2-3	3	0	2	0	0	4
M17	Little Rock											

MARCH 17, 2016 vs. LITTLE ROCK | NCAA TOURNAMENT FIRST ROUND | PURDUE GAME NOTES

#50	Caleb Swanigan	Freshman	Forward	Fort Wayne, Ind.													
Date	Opponent	Min.	FG	3FG	FT	O-D-T	PF	A	TO	B	S	Pts.					
N13	• North Carolina A&T	27	2-5	1-3	6-6	1-10-11	2	2	2	0	1	11					
N15	• Vermont	26	5-10	2-4	2-5	2-11-13	3	2	2	0	0	14					
N18	• Incarnate Word	25	4-8	1-4	1-2	2-4-6	3	3	6	1	0	10					
N21	• Old Dominion	27	2-7	0-2	0-1	2-5-7	2	0	5	1	0	4					
N22	• Florida	27	5-12	1-2	1-3	3-3-6	1	3	5	0	1	12					
N28	• Lehigh	29	3-11	1-4	0-0	2-10-12	4	1	3	0	0	7					
D1	• Pittsburgh	34	1-6	0-1	2-2	1-7-8	3	2	1	0	0	4					
D5	• New Mexico	23	1-6	0-1	0-0	1-6-7	4	4	4	0	2	2					
D7	• IUPUI	27	3-5	1-3	4-4	1-13-14	1	4	2	1	0	11					
D9	• Howard	24	7-10	2-3	3-4	4-8-12	2	3	1	0	0	19					
D12	• Youngstown State	30	5-11	0-3	5-6	1-4-5	2	6	3	0	1	15					
D19	• Butler	32	10-14	3-4	2-2	3-8-11	1	0	7	0	2	25					
D22	• Vanderbilt	28	4-7	0-1	5-6	1-7-8	3	2	1	0	0	13					
D29	• Wisconsin	29	0-5	0-3	0-0	2-7-9	0	1	1	0	0	0					
J2	• Iowa	22	3-10	0-0	0-2	3-2-5	2	2	3	0	0	6					
J7	• Michigan	22	3-6	0-1	1-2	1-6-7	2	0	3	0	0	7					
J10	• Illinois	25	5-6	2-2	0-0	1-5-6	3	2	5	0	0	12					
J13	• Penn State	22	5-12	1-3	2-2	1-8-9	3	0	5	0	1	13					
J18	• Rutgers	21	5-7	0-1	2-3	4-9-13	0	2	1	0	0	12					
J21	• Ohio State	29	2-10	1-3	5-6	3-7-10	4	0	2	1	0	10					
J24	• Iowa	25	2-9	0-2	1-1	1-7-8	4	2	1	1	0	5					
J27	Minnesota	-- DID NOT PLAY --															
J30	• Nebraska	25	2-5	0-1	2-2	2-10-12	2	5	3	0	0	6					
F6	• Maryland	24	4-10	0-5	0-0	0-7-7	2	1	1	0	0	8					
F9	• Michigan State	24	4-10	0-2	0-0	1-3-4	4	0	6	0	0	8					
F13	• Michigan	25	6-9	2-2	0-0	0-4-4	2	1	2	0	0	14					
F16	• Northwestern	19	2-9	0-1	0-0	3-4-7	0	1	1	0	0	4					
F20	• Indiana	28	5-6	0-1	4-9	1-7-8	2	1	1	0	0	14					
F27	• Maryland	26	4-8	1-3	1-2	2-4-6	2	4	2	0	0	10					
M1	• Nebraska	21	5-9	0-0	0-0	0-4-4	2	2	2	1	0	10					
M6	• Wisconsin	27	6-7	1-2	14-17	0-8-8	2	1	1	0	0	27					
M11	• Illinois	22	5-10	1-2	0-2	2-10-12	2	1	0	1	1	11					
M12	• Michigan	27	3-6	0-0	1-1	2-6-8	2	3	4	0	1	7					
M13	• Michigan State	30	4-11	0-3	3-4	0-5-5	2	0	1	1	2	11					
M17	Little Rock																

Purdue Team Game-by-Game														
Date	Opponent	Min.	FG	3FG	FT	O-D-T	PF	A	TO	B	S	Pts.		
N13	North Carolina A&T	200	24-53	12-31	21-32	12-37-49	22	21	13	8	4	81		
N15	Vermont	200	36-65	18-36	17-27	8-25-33	24	24	5	4	7	107		
N18	Incarnate Word	200	34-57	9-21	19-22	12-44-56	17	23	22	13	7	96		
N21	Old Dominion	200	23-56	6-20	9-12	13-33-46	12	8	12	4	4	61		
N22	Florida	200	30-60	11-26	14-20	12-31-43	14	15	13	4	3	85		
N28	Lehigh	200	26-60	4-19	21-25	13-37-50	17	16	12	7	1	77		
D1	Pittsburgh	200	24-55	11-28	13-18	14-26-40	20	19	12	0	5	72		
D5	New Mexico	200	23-62	3-21	21-28	17-34-51	20	13	19	4	8	70		
D7	IUPUI	200	28-54	7-22	17-21	9-29-38	16	20	12	9	10	80		
D9	Howard	200	34-68	12-31	13-17	14-31-45	18	28	6	4	5	93		
D12	Youngstown State	200	33-60	10-21	19-28	8-36-44	13	26	10	6	3	95		
D19	Butler	200	24-58	7-22	13-16	12-32-44	23	14	18	9	4	68		
D22	Vanderbilt	200	21-58	2-19	24-31	14-29-43	14	14	11	8	5	68		
D29	Wisconsin	200	22-50	5-13	12-14	8-28-36	11	12	16	2	4	61		
J2	Iowa	200	23-59	8-25	9-15	13-25-38	18	17	14	5	4	63		
J7	Michigan	200	30-54	9-18	18-21	6-30-36	13	26	9	7	5	87		
J10	Illinois	200	27-60	7-22	9-11	10-21-31	28	15	16	1	3	70		
J13	Penn State	200	27-59	8-21	12-19	14-28-42	15	15	13	4	9	74		
J18	Rutgers	200	39-80	11-29	18-24	27-36-63	13	19	4	3	5	107		
J21	Ohio State	200	23-59	4-17	25-31	16-22-38	21	14	6	4	5	75		
J24	Iowa	200	27-64	9-23	8-15	14-27-41	24	15	17	2	8	71		
J27	Minnesota	200	24-57	5-16	15-19	11-28-39	19	13	14	5	3	68		
J30	Nebraska	200	33-56	7-12	16-18	10-28-38	13	27	15	5	2	89		
F6	Maryland	200	28-69	3-25	2-5	9-28-37	20	17	9	1	4	61		
F9	Michigan State	225	26-60	8-16	22-29	15-27-42	17	15	16	11	2	82		
F13	Michigan	200	21-53	6-12	8-14	7-28-35	18	8	9	3	2	56		
F16	Northwestern	200	23-60	4-13	21-28	19-26-45	14	11	9	1	2	71		
F20	Indiana	200	27-46	9-19	10-16	4-24-28	16	19	13	2	1	73		
F27	Maryland	200	31-60	7-17	14-20	19-22-41	17	16	15	2	3	83		
M1	Nebraska	200	30-53	7-15	14-17	6-29-35	19	22	8	6	3	81		
M6	Wisconsin	200	28-45	10-19	25-33	5-26-31	14	23	11	2	2	91		
M11	Illinois	200	35-60	13-27	6-10	11-31-42	18	25	10	4	3	89		
M12	Michigan	200	29-55	4-12	14-18	8-33-41	12	18	12	4	5	76		
M13	Michigan State	200	21-55	3-15	17-21	7-24-31	14	10	5	4	4	62		
M17	Little Rock													

Opponent Team Game-by-Game

Date	Opponent	Min.	FG	3FG	FT	O-D-T	PF	A	TO	B	S	Pts.
N13	North Carolina A&T	200	14-58	0-15	12-18	10-24-34	29	5	13	1	5	40
N15	Vermont	200	27-56	5-16	20-24	7-25-32	25	14	17	5	1	79
N18	Incarnate Word	200	21-74	12-30	7-9	8-11-19	20	12	8	1	10	61
N21	Old Dominion	200	14-61	2-14	9-12	15-23-38	18	5	10	2	9	39
N22	Florida	200	26-65	6-20	12-18	11-23-34	19	9	7	1	8	70
N28	Lehigh	200	21-71	4-21	9-15	14-24-38	25	8	7	1	7	55
D1	Pittsburgh	200	20-57	4-19	15-20	8-21-35	21	14	10	4	5	59
D5	New Mexico	200	21-54	5-13	11-17	3-25-28	27	15	19	4	9	58
D7	IUPUI	200	20-61	7-21	6-12	13-19-32	21	11	15	1	6	53
D9	Howard	200	19-56	6-18	11-19	10-21-31	17	10	12	0	3	55
D12	Youngstown State	200	24-69	7-24	9-11	8-21-29	23	15	9	1	5	64
D19	Butler	200	27-68	4-16	16-26	15-25-40	16	14	8	6	11	74
D22	Vanderbilt	200	22-63	5-16	6-11	11-23-34	27	12	11	1	8	55
D29	Wisconsin	200	22-57	5-17	6-8	7-19-26	19	9	7	5	7	55
J2	Iowa	200	25-58	7-19	13-20	11-26-37	16	14	9	9	10	70
J7	Michigan	200	23-61	11-27	13-16	9-19-28	21	10	8	2	7	70
J10	Illinois	200	26-48	9-17	23-28	2-23-25	19	14	10	3	5	84
J13	Penn State	200	24-54	5-19	4-8	5-20-25	21	8	12	0	5	57
J18	Rutgers	200	22-58	2-16	11-18	5-18-23	18	9	7	4	2	57
J21	Ohio State	200	23-54	6-14	12-16	10-20-30	24	12	12	6	2	64
J24	Iowa	200	27-54	11-20	18-28	5-28-33	20	17	12	4	9	83
J27	Minnesota	200	26-52	1-10	11-21	4-24-28	19	18	10	6	5	64
J30	Nebraska	200	28-62	7-21	11-13	7-15-22	23	12	9	3	10	74
F6	Maryland	200	22-54	4-18	24-27	4-33-37	11	11	8	2	5	72
F9	Michigan State	225	29-76	11-28	12-15	16-23-39	26	24	9	5	5	81
F13	Michigan	200	20-55	5-20	16-22	11-28-39	15	7	6	1	5	61
F16	Northwestern	200	25-56	6-27	5-8	7-17-24	26	13	6	4	2	61
F20	Indiana	200	28-59	12-28	9-13	8-18-26	20	14	4	1	8	77
F27	Maryland	200	28-61	7-20	16-18	9-13-22	21	13	6	7	10	79
M1	Nebraska	200	24-60	3-13	11-15	10-19-29	18	7	8	1	3	62
M6	Wisconsin	200	26-60	13-29	15-20	8-14-22	23	12	6	1	6	80
M11	Illinois	200	22-56	4-18	10-16	7-17-24	9	11	7	2	4	58
M12	Michigan	200	23-61	6-25	7-12	6-20-26	15	13	8	2	6	59
M13	Michigan State	200	25-60	8-21	8-9	12-29-41	19	15	10	5	1	66
M17	Little Rock											

■ Season / Career Highs
#1 - Johnny Hill

Points	
S:	15 vs. Northwestern (2-16-16)
C:	24 vs. Drake (1-12-13)
Rebounds	
S:	9 vs. Rutgers (1-18-16)
C:	9, Four Times
Assists	
S:	6, Two Times
C:	10 vs. Western Michigan (12-8-12)
Steals	
S:	3, Four Times
C:	4 vs. Morgan State (12-16-12)
Blocked Shots	
S:	2 vs. [2] Michigan State (3-13-16)
C:	2 vs. [2] Michigan State (3-13-16)
Field Goals Made	
S:	4, Four Times
C:	7, Three Times
Field Goal Attempts	
S:	11 vs. Northwestern (2-16-16)
C:	13 vs. Troy (1-5-15)
Three-Pointers Made	
S:	1, Two Times
C:	2 vs. Georgia Southern (12-30-14)
Three-Point Attempts	
S:	2, Two Times
C:	4, Two Times
Free Throws Made	
S:	6 vs. Northwestern (2-16-16)
C:	12 vs. Arkansas State (1-12-15)
Free Throw Attempts	
S:	8 vs. Northwestern (2-16-16)
C:	17 vs. Louisiana-Monroe (1-8-15)
Minutes	
S:	26 vs. Northwestern (2-16-16)
C:	37, Two Times

#14 - Ryan Cline

Points	
S:	13 vs. North Carolina A&T (11-13-15)
C:	13 vs. North Carolina A&T (11-13-15)
Rebounds	
S:	6 vs. Incarnate Word (11-18-15)
C:	6 vs. Incarnate Word (11-18-15)
Assists	
S:	4 vs. Youngstown State (12-12-15)
C:	4 vs. Youngstown State (12-12-15)
Steals	
S:	1, Five Times
C:	1, Five Times
Blocked Shots	
S:	1 vs. Incarnate Word (11-18-15)
C:	1 vs. Incarnate Word (11-18-15)
Field Goals Made	
S:	4, Two Times
C:	4, Two Times
Field Goal Attempts	
S:	9 vs. [9] Iowa (1-24-16)
C:	9 vs. [9] Iowa (1-24-16)
Three-Pointers Made	
S:	4, Two Times
C:	4, Two Times
Three-Point Attempts	
S:	7, Three Times
C:	7, Three Times
Free Throws Made	
S:	2, Two Times
C:	2, Two Times
Free Throw Attempts	
S:	3 vs. Minnesota (1-27-16)
C:	3 vs. Minnesota (1-27-16)
Minutes	
S:	21 vs. Youngstown State (12-12-15)
C:	21 vs. Youngstown State (12-12-15)

#3 - P.J. Thompson

Points	
S:	22 vs. Wisconsin (3-6-16)
C:	22 vs. Wisconsin (3-6-16)
Rebounds	
S:	5 vs. Florida (11-22-15)
C:	5 vs. Florida (11-22-15)
Assists	
S:	9 vs. Howard (12-9-15)
C:	9 vs. Howard (12-9-15)
Steals	
S:	3 vs. Ohio State (1-21-16)
C:	3, Two Times
Blocked Shots	
S:	0
C:	1 vs. [21] Notre Dame (12-20-14)
Field Goals Made	
S:	6, Two Times
C:	6, Two Times
Field Goal Attempts	
S:	10, Three Times
C:	10, Three Times
Three-Pointers Made	
S:	6 vs. Wisconsin (3-6-16)
C:	6 vs. Wisconsin (3-6-16)
Three-Point Attempts	
S:	8 vs. Wisconsin (3-6-16)
C:	8 vs. Wisconsin (3-6-16)
Free Throws Made	
S:	7 vs. Lehigh (11-28-15)
C:	7 vs. Lehigh (11-28-15)
Free Throw Attempts	
S:	8 vs. Lehigh (11-28-15)
C:	8 vs. Lehigh (11-28-15)
Minutes	
S:	33 vs. Nebraska (1-30-16)
C:	33 vs. Nebraska (1-30-16)

#20 - A.J. Hammons

Points	
S:	32 vs. Nebraska (1-30-16)
C:	32 vs. Nebraska (1-30-16)
Rebounds	
S:	13 vs. [8] Michigan State (2-9-16)
C:	16 vs. [3] Ohio State (12-31-13)
Assists	
S:	5 vs. Nebraska (1-30-16)
C:	5 vs. Nebraska (1-30-16)
Steals	
S:	1, Six Times
C:	3, Two Times
Blocked Shots	
S:	8 vs. [8] Michigan State (2-9-16)
C:	8, Two Times
Field Goals Made	
S:	14 vs. Nebraska (1-30-16)
C:	14 vs. Nebraska (1-30-16)
Field Goal Attempts	
S:	17, Two Times
C:	19, Two Times
Three-Pointers Made	
S:	2, Two Times
C:	2, Two Times
Three-Point Attempts	
S:	2, Three Times
C:	2, Four Times
Free Throws Made	
S:	8 vs. Northwestern (2-16-16)
C:	11, Two Times
Free Throw Attempts	
S:	11 vs. Northwestern (2-16-16)
C:	17 vs. Northwestern (1-21-14)
Minutes	
S:	32, Two Times
C:	46 vs. Minnesota (2-5-14)

#11 - Stephen Toyra

Points	
S:	4 vs. Incarnate Word (11-18-15)
C:	4, Three Times
Rebounds	
S:	1, Four Times
C:	2 vs. Penn State (1-13-13)
Assists	
S:	2 vs. Rutgers (1-18-16)
C:	2 vs. Rutgers (1-18-16)
Steals	
S:	0
C:	1, Two Times
Blocked Shots	
S:	0
C:	0
Field Goals Made	
S:	1, Two Times
C:	2 vs. Michigan (1-30-14)
Field Goal Attempts	
S:	2 vs. Illinois (3-11-16)
C:	3, Three Times
Three-Pointers Made	
S:	0
C:	0
Three-Point Attempts	
S:	1, Two Times
C:	1, Eight Times
Free Throws Made	
S:	2, Two Times
C:	2, Five Times
Free Throw Attempts	
S:	2, Two Times
C:	4, Two Times
Minutes	
S:	4, Two Times
C:	7 vs. Penn State (2-5-13)

#21 - Kendall Stephens

Points	
S:	14, Two Times
C:	24 vs. IUPUI (11-16-14)
Rebounds	
S:	4 vs. Florida (11-22-15)
C:	7 vs. [11] Maryland (1-10-15)
Assists	
S:	5 vs. Pittsburgh (12-1-15)
C:	5, Two Times
Steals	
S:	4 vs. IUPUI (12-7-15)
C:	4 vs. IUPUI (12-7-15)
Blocked Shots	
S:	2 vs. IUPUI (12-7-15)
C:	3, Two Times
Field Goals Made	
S:	5, Two Times
C:	7, Three Times
Field Goal Attempts	
S:	12 vs. Old Dominion (11-21-15)
C:	16 vs. Penn State (1-17-15)
Three-Pointers Made	
S:	4, Three Times
C:	6, Three Times
Three-Point Attempts	
S:	11 vs. Old Dominion (11-21-15)
C:	12 vs. Penn State (1-17-15)
Free Throws Made	
S:	2, Three Times
C:	7 vs. [13] Michigan State (2-20-14)
Free Throw Attempts	
S:	4 vs. Vermont (11-15-15)
C:	8 vs. [13] Michigan State (2-20-14)
Minutes	
S:	28 vs. Pittsburgh (12-1-15)
C:	39 vs. Penn State (1-17-15)

#12 - Vince Edwards

Points	
S:	24 vs. Minnesota (1-27-16)
C:	26 vs. IUPUI (11-16-14)
Rebounds	
S:	10, Two Times
C:	10, Two Times
Assists	
S:	7, Two Times
C:	7, Three Times
Steals	
S:	3 vs. [9] Iowa (1-24-16)
C:	3 vs. [9] Iowa (1-24-16)
Blocked Shots	
S:	3 vs. Incarnate Word (11-18-15)
C:	3, Two Times
Field Goals Made	
S:	8, Three Times
C:	11 vs. IUPUI (11-16-14)
Field Goal Attempts	
S:	18 vs. [2] Michigan State (3-13-16)
C:	18 vs. [2] Michigan State (3-13-16)
Three-Pointers Made	
S:	4, Four Times
C:	4, Four Times
Three-Point Attempts	
S:	7 vs. Minnesota (1-27-16)
C:	7 vs. Minnesota (1-27-16)
Free Throws Made	
S:	7, Two Times
C:	8 vs. BYU (11-26-14)
Free Throw Attempts	
S:	9 vs. [8] Michigan State (2-9-16)
C:	9, Two Times
Minutes	
S:	39 vs. Minnesota (1-27-16)
C:	41 vs. BYU (11-26-14)

#23 - Jacquil Taylor

Points	
S:	12 vs. Rutgers (1-18-16)
C:	12 vs. Rutgers (1-18-16)
Rebounds	
S:	10 vs. Rutgers (1-18-16)
C:	10 vs. Rutgers (1-18-16)
Assists	
S:	1, Three Times
C:	2 vs. Grambling (11-20-14)
Steals	
S:	1, Two Times
C:	1, Three Times
Blocked Shots	
S:	2 vs. North Carolina A&T (11-13-15)
C:	2, Two Times
Field Goals Made	
S:	4 vs. Rutgers (1-18-16)
C:	4 vs. Rutgers (1-18-16)
Field Goal Attempts	
S:	6 vs. Rutgers (1-18-16)
C:	6 vs. Rutgers (1-18-16)
Three-Pointers Made	
S:	2 vs. Rutgers (1-18-16)
C:	2 vs. Rutgers (1-18-16)
Three-Point Attempts	
S:	3 vs. Rutgers (1-18-16)
C:	3 vs. Rutgers (1-18-16)
Free Throws Made	
S:	2 vs. Rutgers (1-18-16)
C:	2 vs. Rutgers (1-18-16)
Free Throw Attempts	
S:	4 vs. Howard (12-9-15)
C:	4 vs. Howard (12-9-15)
Minutes	
S:	14 vs. Rutgers (1-18-16)
C:	14 vs. Rutgers (1-18-16)

■ Season / Career Highs

#24 - Grady Eifert

Points	
S:	5 vs. Youngstown State (12-12-15)
C:	5 vs. Youngstown State (12-12-15)
Rebounds	
S:	3 vs. Youngstown State (12-12-15)
C:	3 vs. Youngstown State (12-12-15)
Assists	
S:	0
C:	0
Steals	
S:	1 vs. Vermont (11-15-15)
C:	1 vs. Vermont (11-15-15)
Blocked Shots	
S:	0
C:	0
Field Goals Made	
S:	2 vs. Youngstown State (12-12-15)
C:	2 vs. Youngstown State (12-12-15)
Field Goal Attempts	
S:	2, Two Times
C:	2, Two Times
Three-Pointers Made	
S:	0
C:	0
Three-Point Attempts	
S:	1 vs. Vermont (11-15-15)
C:	1 vs. Vermont (11-15-15)
Free Throws Made	
S:	2 vs. Incarnate Word (11-18-15)
C:	2 vs. Incarnate Word (11-18-15)
Free Throw Attempts	
S:	2, Two Times
C:	2, Two Times
Minutes	
S:	4, Three Times
C:	4, Three Times

#31 - Dakota Mathias

Points	
S:	17, Two Times
C:	17, Two Times
Rebounds	
S:	5, Three Times
C:	6, Two Times
Assists	
S:	6 vs. Nebraska (3-1-16)
C:	6 vs. Nebraska (3-1-16)
Steals	
S:	2 vs. Iowa (1-2-16)
C:	2, Six Times
Blocked Shots	
S:	1, Two Times
C:	1, Five Times
Field Goals Made	
S:	7 vs. [10] Maryland (2-27-16)
C:	7 vs. [10] Maryland (2-27-16)
Field Goal Attempts	
S:	10 vs. [10] Maryland (2-27-16)
C:	10 vs. [10] Maryland (2-27-16)
Three-Pointers Made	
S:	5 vs. Vermont (11-15-15)
C:	5 vs. Vermont (11-15-15)
Three-Point Attempts	
S:	8 vs. Iowa (1-2-16)
C:	8 vs. Iowa (1-2-16)
Free Throws Made	
S:	3, Two Times
C:	3, Five Times
Free Throw Attempts	
S:	4 vs. Nebraska (3-1-16)
C:	6 vs. Rutgers (2-26-15)
Minutes	
S:	30, Two Times
C:	32, Two Times

#35 - Rapheal Davis

Points	
S:	24 vs. [8] Michigan State (2-9-16)
C:	24, Two Times
Rebounds	
S:	8 vs. Minnesota (1-27-16)
C:	12 vs. Gardner-Webb (12-22-14)
Assists	
S:	6, Two Times
C:	7 vs. Rutgers (2-26-15)
Steals	
S:	2, Four Times
C:	3 vs. Vanderbilt (12-13-14)
Blocked Shots	
S:	2, Three Times
C:	2, Seven Times
Field Goals Made	
S:	8 vs. [8] Michigan State (2-9-16)
C:	8, Three Times
Field Goal Attempts	
S:	22 vs. [8] Michigan State (2-9-16)
C:	22 vs. [8] Michigan State (2-9-16)
Three-Pointers Made	
S:	6 vs. [8] Michigan State (2-9-16)
C:	6 vs. [8] Michigan State (2-9-16)
Three-Point Attempts	
S:	8 vs. [8] Michigan State (2-9-16)
C:	8 vs. [8] Michigan State (2-9-16)
Free Throws Made	
S:	8 vs. Florida (11-22-15)
C:	14 vs. Missouri (11-25-14)
Free Throw Attempts	
S:	8, Two Times
C:	18 vs. Missouri (11-25-14)
Minutes	
S:	43 vs. [8] Michigan State (2-9-16)
C:	43 vs. [8] Michigan State (2-9-16)

#44 - Isaac Haas

Points	
S:	24 vs. Lehigh (11-28-15)
C:	24 vs. Lehigh (11-28-15)
Rebounds	
S:	12 vs. Incarnate Word (11-18-15)
C:	12 vs. Incarnate Word (11-18-15)
Assists	
S:	2 vs. North Carolina A&T (11-13-15)
C:	2, Two Times
Steals	
S:	1, Two Times
C:	1, Six Times
Blocked Shots	
S:	4 vs. Incarnate Word (11-18-15)
C:	4, Two Times
Field Goals Made	
S:	8, Two Times
C:	8, Two Times
Field Goal Attempts	
S:	12 vs. New Mexico (12-5-15)
C:	12 vs. New Mexico (12-5-15)
Three-Pointers Made	
S:	0
C:	0
Three-Point Attempts	
S:	0
C:	0
Free Throws Made	
S:	9 vs. New Mexico (12-5-15)
C:	9 vs. New Mexico (12-5-15)
Free Throw Attempts	
S:	13 vs. New Mexico (12-5-15)
C:	13 vs. New Mexico (12-5-15)
Minutes	
S:	22 vs. North Carolina A&T (11-13-15)
C:	24 vs. Grambling (11-20-14)

#50 - Caleb Swanigan

Points	
S:	27 vs. Wisconsin (3-6-16)
C:	27 vs. Wisconsin (3-6-16)
Rebounds	
S:	14 vs. IUPUI (12-7-15)
C:	14 vs. IUPUI (12-7-15)
Assists	
S:	6 vs. Youngstown State (12-12-15)
C:	6 vs. Youngstown State (12-12-15)
Steals	
S:	2, Three Times
C:	2, Three Times
Blocked Shots	
S:	1, Six Times
C:	1, Six Times
Field Goals Made	
S:	10 vs. [17] Butler (12-19-15)
C:	10 vs. [17] Butler (12-19-15)
Field Goal Attempts	
S:	14 vs. [17] Butler (12-19-15)
C:	14 vs. [17] Butler (12-19-15)
Three-Pointers Made	
S:	3 vs. [17] Butler (12-19-15)
C:	3 vs. [17] Butler (12-19-15)
Three-Point Attempts	
S:	5 vs. [4] Maryland (2-6-16)
C:	5 vs. [4] Maryland (2-6-16)
Free Throws Made	
S:	14 vs. Wisconsin (3-6-16)
C:	14 vs. Wisconsin (3-6-16)
Free Throw Attempts	
S:	17 vs. Wisconsin (3-6-16)
C:	17 vs. Wisconsin (3-6-16)
Minutes	
S:	34 vs. Pittsburgh (12-1-15)
C:	34 vs. Pittsburgh (12-1-15)

Painter Era Highs / Lows

Category	High	Low
Points	109 vs. Central Conn. State (11-13-13)	42 vs. Minnesota (3-13-10)
Points / Half	60 (1st) vs. Vermont (11-15-15)	11 (1st) vs. Minnesota (3-13-10)
Field Goals Made	43 vs. Central Conn. State (11-13-13)	14 vs. Eastern Michigan (12-8-12)
Field Goal Attempts	81 vs. SIU Edwardsville (12-22-09)	42, Three Times
Field Goal Pct.	.622 (28-45) vs. Wisconsin (3-6-16)	.276, Two Times
Three-Pointers Made	18 vs. Vermont (11-15-15)	0, Two Times
Three-Point Attempts	36 vs. Vermont (11-15-15)	5, Three Times
Three-Point Pct.	.727 (8-11) vs. West Virginia (1-19-13)	.000, Two Times
Free Throws Made	33 vs. Missouri (11-25-14)	2, Two Times
Free Throw Attempts	43 vs. Missouri (11-25-14)	5, Five Times
Free Throw Pct.	1.000, Two Times	.316 (6-19) vs. High Point (11-14-11)
Rebound Margin	+40 (63-23) vs. Rutgers (1-18-16)	-26 (20-46) vs. [14] Michigan State (2-28-10)
Personal Fouls	33 vs. Villanova (11-15-12)	8, Two Times
Assists	30 vs. Alcorn State (11-17-10)	5, Two Times
Turnovers	28 vs. Florida State (11-29-05)	3, Four Times
Assist:Turnover Ratio	7.00 (21:3) vs. Detroit (11-14-08)	0.25 (7:28) vs. Florida State (11-29-05)
Blocks	14 vs. Northwestern (1-15-09)	0, 16 Times
Steals	18 vs. Arkansas-Pine Bluff (12-6-08)	0 vs. Penn State (3-13-15)

Opponent Highs / Lows (Painter Era)

Category	High	Low
Points	97, Three Times	30 by Grambling (11-20-14)
Points / Half	58 (1st) by Florida State (11-28-05)	12, Two Times
Field Goals Made	37, Two Times	8 by Western Michigan (11-23-11)
Field Goal Attempts	78 by Central Conn. State (11-13-13)	36 by Iowa (1-30-08)
Field Goal Percentage	.630 (29-46) by Michigan (2-26-09)	.178 (8-45) by Western Michigan (11-23-11)
Three-Pointers Made	17 by [13] Michigan State (2-20-14)	0, Three Times
Three-Point Attempts	32, Two Times	1 by Ball State (12-19-09)
Three-Point Percentage	1.000 (1-1) by Ball State (12-19-09)	0, Three Times
Free Throws Made	33, Three Times	2, Two Times
Free Throw Attempts	46 by [11] Oklahoma (11-28-08)	3 by Nebraska (2-22-12)
Free Throw Pct.	1.000, Two Times	.286 (2-7) by Penn State (1-6-07)
Personal Fouls	32 by IUPUI (11-16-14)	7 by [6] Wisconsin (3-14-15)
Assists	26, Two Times	3 by Eastern Michigan (12-10-11)
Turnovers	35 by Arkansas-Pine Bluff (12-6-08)	2 by Nebraska (1-16-13)
Blocks	12 by Northwestern (2-2-13)	0, 29 Times
Steals	17 by Minnesota (2-7-15)	0, Four Times

Season Stats (26-8)

RECORD:	OVERALL	HOME	AWAY	NEUTRAL
ALL GAMES	26-8	17-1	5-5	4-2
CONFERENCE	12-6	8-1	4-5	0-0
NON-CONFERENCE	14-2	9-0	1-0	4-2

#	Player	gp-gs	min	avg	Total		3-Point		F-Throw		Rebounds								a	to	blk	stl	pts	avg
					fg-fga	fg%	3fg-fga	3fg%	ft-fga	ft%	off	def	tot	avg	pf	dq								
20	Hammons, A.J.	32-19	775	24.2	194-326	.595	6-11	.545	84-119	.706	73	182	255	8.0	77	0	34	64	78	9	478	14.9		
12	Edwards, Vince	34-34	920	27.1	132-293	.451	43-106	.406	66-81	.815	60	115	175	5.1	74	0	99	54	11	18	373	11.0		
50	Swanigan, Caleb	33-33	852	25.8	127-277	.458	21-72	.292	67-94	.713	53	219	272	8.2	73	0	61	87	8	12	342	10.4		
44	Haas, Isaac	34-15	488	14.4	124-209	.593	0-0	.000	87-122	.713	40	88	128	3.8	57	0	15	38	26	4	335	9.9		
35	Davis, Rapheal	30-30	881	29.4	81-212	.382	31-87	.356	57-78	.731	22	95	117	3.9	56	1	68	40	13	13	250	8.3		
21	Stephens, Kendall	24-0	340	14.2	48-140	.343	38-120	.317	12-20	.600	5	25	30	1.3	28	0	21	12	4	10	146	6.1		
03	Thompson, P.J.	34-23	761	22.4	55-123	.447	33-77	.429	51-62	.823	20	51	71	2.1	51	1	91	19	0	23	194	5.7		
31	Mathias, Dakota	34-5	631	18.6	61-148	.412	41-106	.387	16-18	.889	2	70	72	2.1	49	0	78	20	2	11	179	5.3		
01	Hill, Johnny	34-11	605	17.8	56-104	.538	2-9	.222	59-71	.831	42	49	91	2.7	58	0	79	44	11	35	173	5.1		
14	Cline, Ryan	34-0	458	13.5	43-119	.361	42-107	.393	6-11	.545	1	40	41	1.2	41	0	45	11	1	7	134	3.9		
23	Taylor, Jacquil	13-0	60	4.6	9-18	.500	2-5	.400	4-9	.444	9	11	20	1.5	14	0	3	5	4	2	24	1.8		
11	Toyra, Stephen	11-0	26	2.4	2-4	.500	0-2	.000	4-5	.800	1	3	4	0.4	5	0	4	5	0	0	8	0.7		
24	Eifert, Grady	11-0	28	2.5	2-7	.286	0-1	.000	3-5	.600	5	3	8	0.7	1	0	0	2	0	1	7	0.6		
Team											64	44	108				5							
Total.....		34	6825		934-1980	.472	259-703	.368	516-695	.742	397	995	1392	40.9	584	2	598	406	158	145	2643	77.7		
Opponents.....		34	6825		794-2029	.391	210-670	.313	398-563	.707	302	728	1030	30.3	691	20	407	320	101	204	2196	64.6		

TEAM STATISTICS	PURDUE		OPP	Date	Opponent		Score	Att.		
SCORING	2643	2196		11/13/15	NORTH CAROLINA A&T	w	81-40	12623		
Points per game	77.7	64.6		11/15/15	VERMONT	w	107-79	12808		
Scoring margin	+13.1	-		11/18/15	INCARNATE WORD	w	96-61	11536		
FIELD GOALS-ATT	934-1980	794-2029	#	11/21/15	vs ODU	w	61-39	3813		
Field goal pct	.472	.391	#	11/22/15	vs Florida	w	85-70	3813		
3 POINT FG-ATT	259-703	210-670		11/28/15	LEHIGH	w	77-55	12660		
3-point FG pct	.368	.313	\$	12/01/15	at Pitt	w	72-59	9439		
3-pt FG made per game	7.6	6.2		12/05/15	NEW MEXICO	w	70-58	14221		
FREE THROWS-ATT	516-695	398-563		12/07/15	IUPUI	w	80-53	12404		
Free throw pct	.742	.707		12/09/15	HOWARD	w	93-55	11983		
F-Throws made per game	15.2	11.7		12/12/15	YOUNGSTOWN STATE	w	95-64	14026		
REBOUNDS	1392	1030	%	12/19/15	vs BUTLER	L	68-74	19156		
Rebounds per game	40.9	30.3		12/22/15	VANDERBILT	w	68-55	14846		
Rebounding margin	+10.6	-	*	12/29/15	at Wisconsin	w	61-55	17287		
ASSISTS	598	407	*	01/02/16	IOWA	L	63-70	14846		
Assists per game	17.6	12.0	*	01/07/16	MICHIGAN	w	87-70	13063		
TURNOVERS	406	320	*	01/10/16	at Illinois	L	70-84	12246		
Turnovers per game	11.9	9.4	*	01/13/16	PENN STATE	w	74-57	13802		
Turnover margin	-2.5	-	*	01/18/16	at RUTGERS	w	107-57	5085		
Assist/turnover ratio	1.5	1.3	*	01/21/16	OHIO STATE	w	75-64	14846		
STEALS	145	204	*	01/24/16	at Iowa	L	71-83	15400		
Steals per game	4.3	6.0	*	01/27/16	at Minnesota	w	68-64	10484		
BLOCKS	158	101	*	01/30/16	NEBRASKA	w	89-74	14846		
Blocks per game	4.6	3.0	*	02/06/16	at Maryland	L	61-72	17950		
ATTENDANCE	245916	213547	*	02/09/16	MICHIGAN STATE	Wot	82-81	14846		
Home games-Avg/Game	18-13662	10-13364	*	02/13/16	at Michigan	L	56-61	12707		
Neutral site-Avg/Game	-	6-13318	*	02/16/16	NORTHWESTERN	w	71-61	12868		
			*	02/20/16	at Indiana	L	73-77	17472		
Score by Periods	1st	2nd	OT	Totals	*	02/27/16	MARYLAND	w	83-79	14846
Purdue	1293	1340	10	2643	*	03/01/16	at Nebraska	w	81-62	15572
Opponents	997	1190	9	2196	*	03/06/16	WISCONSIN	w	91-80	14846
					^	03/11/16	vs Illinois	w	89-58	18355
					^	03/12/16	vs Michigan	w	76-59	18339
					^	03/13/16	vs Michigan State	L	62-66	16429

Postseason Games (2-1)

RECORD:	OVERALL	HOME	AWAY	NEUTRAL
ALL GAMES	2-1	0-0	0-0	2-1
CONFERENCE	0-0	0-0	0-0	0-0
NON-CONFERENCE	2-1	0-0	0-0	2-1

#	Player	gp-gs	min	avg	Total		3-Point		F-Throw		Rebounds										pts	avg
					fg-fga	fg%	3fg-fga	3fg%	ft-fga	ft%	off	def	tot	avg	pf	dq	a	to	blk	stl		
20	Hammons, A.J.	3-3	80	26.7	20-33	.606	0-1	.000	8-11	.727	1	27	28	9.3	7	0	4	4	4	1	48	16.0
12	Edwards, Vince	3-3	82	27.3	16-32	.500	6-13	.462	8-10	.800	3	7	10	3.3	6	0	5	3	0	1	46	15.3
44	Haas, Isaac	3-0	35	11.7	14-20	.700	0-0	.000	3-6	.500	2	6	8	2.7	6	0	0	5	1	0	31	10.3
50	Swanigan, Caleb	3-3	79	26.3	12-27	.444	1-5	.200	4-7	.571	4	21	25	8.3	6	0	4	5	2	4	29	9.7
35	Davis, Rapheal	3-3	87	29.0	5-17	.294	1-7	.143	8-9	.889	0	10	10	3.3	3	0	14	0	2	0	19	6.3
31	Mathias, Dakota	3-0	55	18.3	6-12	.500	5-10	.500	0-0	.000	0	5	5	1.7	4	0	7	2	0	0	17	5.7
03	Thompson, P.J.	3-3	61	20.3	4-8	.500	2-4	.500	2-2	1.000	2	2	4	1.3	5	0	5	0	0	0	12	4.0
21	Stephens, Kendall	1-0	12	12.0	1-4	.250	1-3	.333	0-0	.000	0	1	1	1.0	1	0	0	1	0	0	3	3.0
14	Cline, Ryan	3-0	40	13.3	3-9	.333	3-8	.375	0-0	.000	0	3	3	1.0	0	0	4	1	0	2	9	3.0
01	Hill, Johnny	3-0	53	17.7	2-3	.667	1-1	1.000	4-4	1.000	2	1	3	1.0	4	0	9	5	3	4	9	3.0
11	Toyra, Stephen	1-0	3	3.0	1-2	.500	0-1	.000	0-0	.000	0	1	1	1.0	0	0	1	0	0	0	2	2.0
23	Taylor, Jacquil	2-0	10	5.0	1-3	.333	0-1	.000	0-0	.000	1	1	2	1.0	2	0	0	1	0	0	2	1.0
24	Eifert, Grady	1-0	3	3.0	0-0	.000	0-0	.000	0-0	.000	2	0	2	2.0	0	0	0	0	0	0	0	0.0
Team											9	3	12									
Total.....		3	600		85-170	.500	20-54	.370	37-49	.755	26	88	114	38.0	44	0	53	27	12	12	227	75.7
Opponents.....		3	600		70-177	.395	18-64	.281	25-37	.676	25	66	91	30.3	43	1	39	25	9	11	183	61.0

TEAM STATISTICS	PURDUE	OPP	Date	Opponent	Score	Att.
SCORING	227	183	^	03/11/16	vs Illinois	w 89-58 18355
Points per game	75.7	61.0	^	03/12/16	vs Michigan	w 76-59 18339
Scoring margin	+14.7	-	^	03/13/16	vs Michigan State	L 62-66 16429
FIELD GOALS-ATT	85-170	70-177	* = Conference game			
Field goal pct	.500	.395	# = Hall of Fame Tipoff Classic (Uncasville, Conn.)			
3 POINT FG-ATT	20-54	18-64	\$ = Big Ten / ACC Challenge (Pittsburgh, Pa.)			
3-point FG pct	.370	.281	% = Crossroads Classic (Indianapolis, Ind.)			
3-pt FG made per game	6.7	6.0	^ = Big Ten Tournament (Indianapolis, Ind.)			
FREE THROWS-ATT	37-49	25-37				
Free throw pct	.755	.676				
F-Throws made per game	12.3	8.3				
REBOUNDS	114	91				
Rebounds per game	38.0	30.3				
Rebounding margin	+7.7	-				
ASSISTS	53	39				
Assists per game	17.7	13.0				
TURNOVERS	27	25				
Turnovers per game	9.0	8.3				
Turnover margin	-0.7	-				
Assist/turnover ratio	2.0	1.6				
STEALS	12	11				
Steals per game	4.0	3.7				
BLOCKS	12	9				
Blocks per game	4.0	3.0				
ATTENDANCE	0	53123				
Home games-Avg/Game	0-0	0-0				
Neutral site-Avg/Game	-	3-17708				

Score by Periods	1st	2nd	Totals
Purdue	109	118	227
Opponents	91	92	183

Career Stats

Cline, Ryan

			Total		3-Point		F-Throws		Rebounds											Scoring	
Season	gp-gs	min/avg	fg-fga	pct	fg-fga	pct	ft-fa	pct	off	def	tot	avg	pf	fo	ast	to	blk	stl	pts	avg	
2015	34-0	458/13.5	43-119	.361	42-107	.393	6-11	.545	1	40	41	1.2	41	0	45	11	1	7	134	3.9	
TOTAL	34-0	458/13.5	43-119	.361	42-107	.393	6-11	.545	1	40	41	1.2	41	0	45	11	1	7	134	3.9	

Davis, Rapheal

			Total		3-Point		F-Throws		Rebounds											Scoring	
Season	gp-gs	min/avg	fg-fga	pct	fg-fga	pct	ft-fa	pct	off	def	tot	avg	pf	fo	ast	to	blk	stl	pts	avg	
2012	34-17	644/18.9	66-137	.482	10-33	.303	53-80	.663	38	94	132	3.9	63	2	30	42	6	18	195	5.7	
2013	32-15	593/18.5	61-141	.433	9-33	.273	60-77	.779	49	70	119	3.7	61	1	42	27	10	16	191	6.0	
2014	34-34	1065/31.3	122-268	.455	18-60	.300	103-141	.730	39	109	148	4.4	78	3	88	65	8	28	365	10.7	
2015	30-30	881/29.4	81-212	.382	31-87	.356	57-78	.731	22	95	117	3.9	56	1	68	40	13	13	250	8.3	
TOTAL	130-96	3183/24.5	330-758	.435	68-213	.319	273-376	.726	148	368	516	4.0	258	7	228	174	37	75	1001	7.7	

Edwards, Vince

			Total		3-Point		F-Throws		Rebounds											Scoring	
Season	gp-gs	min/avg	fg-fga	pct	fg-fga	pct	ft-fa	pct	off	def	tot	avg	pf	fo	ast	to	blk	stl	pts	avg	
2014	33-29	889/26.9	110-228	.482	29-89	.326	41-52	.788	64	95	159	4.8	73	3	90	50	13	12	290	8.8	
2015	34-34	920/27.1	132-293	.451	43-106	.406	66-81	.815	60	115	175	5.1	74	0	99	54	11	18	373	11.0	
TOTAL	67-63	1809/27.0	242-521	.464	72-195	.369	107-133	.805	124	210	334	5.0	147	3	189	104	24	30	663	9.9	

Eifert, Grady

			Total		3-Point		F-Throws		Rebounds											Scoring	
Season	gp-gs	min/avg	fg-fga	pct	fg-fga	pct	ft-fa	pct	off	def	tot	avg	pf	fo	ast	to	blk	stl	pts	avg	
2015	11-0	28/2.5	2-7	.286	0-1	.000	3-5	.600	5	3	8	0.7	1	0	0	2	0	1	7	0.6	
TOTAL	11-0	28/2.5	2-7	.286	0-1	.000	3-5	.600	5	3	8	0.7	1	0	0	2	0	1	7	0.6	

Haas, Isaac

			Total		3-Point		F-Throws		Rebounds											Scoring	
Season	gp-gs	min/avg	fg-fga	pct	fg-fga	pct	ft-fa	pct	off	def	tot	avg	pf	fo	ast	to	blk	stl	pts	avg	
2014	34-11	496/14.6	91-170	.535	0-0	.000	76-139	.547	53	86	139	4.1	73	1	9	54	25	4	258	7.6	
2015	34-15	488/14.4	124-209	.593	0-0	.000	87-122	.713	40	88	128	3.8	57	0	15	38	26	4	335	9.9	
TOTAL	68-26	984/14.5	215-379	.567	0-0	.000	163-261	.625	93	174	267	3.9	130	1	24	92	51	8	593	8.7	

Hammons, A.J.

			Total		3-Point		F-Throws		Rebounds											Scoring	
Season	gp-gs	min/avg	fg-fga	pct	fg-fga	pct	ft-fa	pct	off	def	tot	avg	pf	fo	ast	to	blk	stl	pts	avg	
2012	34-27	786/23.1	140-283	.495	0-0	.000	79-116	.681	82	122	204	6.0	69	1	21	55	67	11	359	10.6	
2013	31-25	775/25.0	117-229	.511	0-5	.000	101-144	.701	74	156	230	7.4	91	3	15	78	96	13	335	10.8	
2014	34-23	827/24.3	157-291	.540	0-7	.000	91-136	.669	82	144	226	6.6	87	2	31	73	96	17	405	11.9	
2015	32-19	775/24.2	194-326	.595	6-11	.545	84-119	.706	73	182	255	8.0	77	0	34	64	78	9	478	14.9	
TOTAL	131-94	3163/24.1	608-1129	.539	6-23	.261	355-515	.689	311	604	915	7.0	324	6	101	270	337	50	1577	12.0	

Hill, Johnny

			Total		3-Point		F-Throws		Rebounds											Scoring	
Season	gp-gs	min/avg	fg-fga	pct	fg-fga	pct	ft-fa	pct	off	def	tot	avg	pf	fo	ast	to	blk	stl	pts	avg	
2011*	28-0	206/7.4	18-37	.486	3-10	.300	16-25	.640	8	20	28	1.0	29	2	14	9	1	5	55	2.0	
2012*	33-26	835/25.3	86-174	.494	5-17	.294	76-98	.776	31	98	129	3.9	81	2	101	63	1	42	253	7.7	
2014*	21-15	565/26.9	69-149	.463	8-32	.250	66-96	.688	21	70	91	4.3	48	0	75	65	3	26	212	10.1	
2015	34-11	605/17.8	56-104	.538	2-9	.222	59-71	.831	42	49	91	2.7	58	0	79	44	11	35	173	5.1	
TOTAL	34-11	605/17.8	56-104	.538	2-9	.222	59-71	.831	42	49	91	2.7	58	0	79	44	11	35	173	5.1	
All*	116-52	2211/19.1	229-464	.494	18-68	.265	217-290	.748	102	237	339	2.9	216	4	269	181	16	108	693	6.0	

* Statistics from prior team/school

Career Stats

Individual Career History

Mathias, Dakota

			Total		3-Point		F-Throws		Rebounds											Scoring	
Season	gp-gs	min/avg	fg-fga	pct	fg-fga	pct	ft-fta	pct	off	def	tot	avg	pf	fo	ast	to	blk	stl	pts	avg	
2014	34-17	667/19.6	52-159	.327	38-118	.322	22-31	.710	3	69	72	2.1	58	1	47	26	3	17	164	4.8	
2015	34-5	631/18.6	61-148	.412	41-106	.387	16-18	.889	2	70	72	2.1	49	0	78	20	2	11	179	5.3	
TOTAL	68-22	1298/19.1	113-307	.368	79-224	.353	38-49	.776	5	139	144	2.1	107	1	125	46	5	28	343	5.0	

Stephens, Kendall

			Total		3-Point		F-Throws		Rebounds											Scoring	
Season	gp-gs	min/avg	fg-fga	pct	fg-fga	pct	ft-fta	pct	off	def	tot	avg	pf	fo	ast	to	blk	stl	pts	avg	
2013	32-16	657/20.5	80-225	.356	64-173	.370	32-37	.865	7	50	57	1.8	60	1	25	23	12	14	256	8.0	
2014	34-16	760/22.4	93-265	.351	73-190	.384	37-50	.740	13	64	77	2.3	54	0	56	41	11	14	296	8.7	
2015	24-0	340/14.2	48-140	.343	38-120	.317	12-20	.600	5	25	30	1.3	28	0	21	12	4	10	146	6.1	
TOTAL	90-32	1757/19.5	221-630	.351	175-483	.362	81-107	.757	25	139	164	1.8	142	1	102	76	27	38	698	7.8	

Swanigan, Caleb

			Total		3-Point		F-Throws		Rebounds											Scoring	
Season	gp-gs	min/avg	fg-fga	pct	fg-fga	pct	ft-fta	pct	off	def	tot	avg	pf	fo	ast	to	blk	stl	pts	avg	
2015	33-33	852/25.8	127-277	.458	21-72	.292	67-94	.713	53	219	272	8.2	73	0	61	87	8	12	342	10.4	
TOTAL	33-33	852/25.8	127-277	.458	21-72	.292	67-94	.713	53	219	272	8.2	73	0	61	87	8	12	342	10.4	

Taylor, Jacquil

			Total		3-Point		F-Throws		Rebounds											Scoring	
Season	gp-gs	min/avg	fg-fga	pct	fg-fga	pct	ft-fta	pct	off	def	tot	avg	pf	fo	ast	to	blk	stl	pts	avg	
2014	6-0	42/7.0	5-11	.455	1-4	.250	2-4	.500	3	9	12	2.0	1	0	2	6	4	1	13	2.2	
2015	13-0	60/4.6	9-18	.500	2-5	.400	4-9	.444	9	11	20	1.5	14	0	3	5	4	2	24	1.8	
TOTAL	19-0	102/5.4	14-29	.483	3-9	.333	6-13	.462	12	20	32	1.7	15	0	5	11	8	3	37	1.9	

Thompson, P.J.

			Total		3-Point		F-Throws		Rebounds											Scoring	
Season	gp-gs	min/avg	fg-fga	pct	fg-fga	pct	ft-fta	pct	off	def	tot	avg	pf	fo	ast	to	blk	stl	pts	avg	
2014	30-1	407/13.6	24-72	.333	14-49	.286	10-13	.769	10	18	28	0.9	39	0	33	19	1	21	72	2.4	
2015	34-23	761/22.4	55-123	.447	33-77	.429	51-62	.823	20	51	71	2.1	51	1	91	19	0	23	194	5.7	
TOTAL	64-24	1168/18.3	79-195	.405	47-126	.373	61-75	.813	30	69	99	1.5	90	1	124	38	1	44	266	4.2	

Toyra, Stephen

			Total		3-Point		F-Throws		Rebounds											Scoring	
Season	gp-gs	min/avg	fg-fga	pct	fg-fga	pct	ft-fta	pct	off	def	tot	avg	pf	fo	ast	to	blk	stl	pts	avg	
2012	11-0	30/2.7	0-1	.000	0-1	.000	2-5	.400	2	2	4	0.4	1	0	1	0	0	0	2	0.2	
2013	8-0	30/3.8	4-12	.333	0-4	.000	4-4	1.000	2	1	3	0.4	5	0	0	3	0	2	12	1.5	
2014	5-0	16/3.2	0-2	.000	0-1	.000	2-4	.500	0	2	2	0.4	1	0	0	3	0	0	2	0.4	
2015	11-0	26/2.4	2-4	.500	0-2	.000	4-5	.800	1	3	4	0.4	5	0	4	5	0	0	8	0.7	
TOTAL	35-0	102/2.9	6-19	.316	0-8	.000	12-18	.667	5	8	13	0.4	12	0	5	11	0	2	24	0.7	

PURDUE GAME NOTES | NCAA TOURNAMENT FIRST ROUND | MARCH 17, 2016 vs. LITTLE ROCK



TEAM RECORDS

Most 3-Pointers Made / Game

Rk.	Opponent	No.	Date
1.	Vermont	18	11-15-15

Most 3-Point Attempts / Game

Rk.	Opponent	No.	Date
1.	Vermont	36	11-15-15
5.	Howard	31	12-9-15
	North Carolina A&T	31	11-13-15
14.	Pittsburgh	28	12-1-15

Highest Rebound Margin / Game

Rk.	Opponent	Margin	Date
1.	Rutgers	+40 (63-23)	1-18-16
2.	Incarnate Word	+ 37 (56-19)	11-18-15

Highest Assist/Turnover Ratio

Rk.	Opponent	Ratio	Date
3.	Vermont	4.80 (24:5)	11-15-15
4.	Rutgers	4.75 (19:4)	1-18-16
5.	Howard	4.67 (28:6)	12-9-15

Fewest Turnovers / Game

Rk.	Opponent	No.	Date
5.	Rutgers	4	1-18-16
11.	Vermont	5	11-15-15

Most Blocked Shots / Game

Rk.	Opponent	No.	Date
3.	Incarnate Word	13	11-18-15
7.	[8] Michigan State	11	2-9-16

Highest Points Per Possession / Game

Rk.	Opponent	No.	Date
1.	Rutgers	1.57	1-18-16
3.	Vermont	1.41	11-15-15
10.	Howard	1.37	12-9-15

Field Goal Percentage / Half

Rk.	Opponent	Pct. (Half)	Date
12.	Michigan	.762 (2nd)	1-7-16



INDIVIDUAL SINGLE-GAME RECORDS

Field Goals Made Without a Miss

Rk.	Player vs. Opponent	FG-A	Date
11.	A.J. Hammons vs. IUPUI	6-6	12-7-15

3-Pointers Without a Miss

Rk.	Player vs. Opponent	3P-A	Date
4.	Vince Edwards vs. Penn State	4-4	1-13-16
8.	Vince Edwards vs. [22] Indiana	3-3	2-20-16
	Kendall Stephens vs. Incarnate Word	3-3	11-18-15

Blocked Shots

Rk.	Player vs. Opponent	Blks.	Date
3.	A.J. Hammons vs. [8] Michigan State	8	2-9-16
5.	A.J. Hammons vs. Vanderbilt	7	12-22-15

Defensive Rebounds

Rk.	Player vs. Opponent	Rebs.	Date
4.	Caleb Swanigan vs. IUPUI	13	12-7-15

Offensive Rebounds

Rk.	Player vs. Opponent	Rebs.	Date
8.	A.J. Hammons vs. [8] Michigan State	7	2-9-16
	Johnny Hill vs. Rutgers	7	1-18-16

► Since 1986-87 season.

Most Points / 100 Percent Efficiency

Rk.	Player vs. Opponent	Pts.	Date
8.	A.J. Hammons vs. IUPUI (6-6 FGs, 2-2 FTs)	14	12-7-15

Points / Career

Rk.	Player	Years	Pts.
16.	Jaraan Cornell	1997-00	1,595
17.	Brian Cardinal	1995-98	1,584
18.	A.J. Hammons	2013-p.	1,577

Rebounds / Career

Rk.	Player	Years	Rebs.
1.	Joe Barry Carroll	1977-80	1,148
2.	Terry Dischinger	1960-62	958
3.	A.J. Hammons	2013-p.	915

Field Goals Made / Career

Rk.	Player	Years	FGs
11.	Eugene Parker	1975-78	619
12.	Glenn Robinson	1993-94	614
13.	A.J. Hammons	2013-p.	608

3-Pointers Made / Career

Rk.	Player	Years	3Ps
7.	Cuonzo Martin	1992-95	179
8.	Keaton Grant	2007-10	177
9.	Kendall Stephens	2014-p.	175

3-Point Attempts / Career

Rk.	Player	Years	3PA
7.	Keaton Grant	2007-10	504
8.	Kendall Stephens	2014-p.	483

Free Throws Made / Career

Rk.	Player	Years	FTs
14.	Glenn Robinson	1993-94	367
15.	Carl Landry	2005-07	359
---	A.J. Hammons	2013-p.	355

Free Throw Attempts / Career

Rk.	Player	Years	FTA
10.	Rick Mount	1968-70	597
11.	Dennis Blind	1952-55	522
12.	A.J. Hammons	2013-p.	515

Blocked Shots / Career

Rk.	Player	Years	Blks.
1.	Joe Barry Carroll	1977-80	349
2.	A.J. Hammons	2013-p.	337

Games Played / Career

Rk.	Player	Years	GPs
7.	Brian Cardinal	1995-98	132
	Mike Robinson	1997-00	132
9.	A.J. Hammons	2013-p.	131
	Alan Eldridge	1996-99	131
	Keith Edmonson	1979-82	131
12.	Rapheal Davis	2013-p.	130

Personal Fouls / Career

Rk.	Player	Years	PFs
8.	Keaton Grant	2007-10	333
9.	A.J. Hammons	2013-p.	324

Double-Doubles / Career

Rk.	Player	Years	DDs
13.	William Franklin	1970-72	26
14.	A.J. Hammons	2013-p.	24

Rebounds / Season

Rk.	Player	Year	Rebs.
10.	Joe Barry Carroll	1978	288
11.	John Garrett	1975	280
12.	Wilson Eison	1959	274
13.	Caleb Swanigan	2016	272
14.	Dave Schellhase	1964	271
15.	Glenn Robinson	1993	258
	William Franklin	1972	258
17.	A.J. Hammons	2016	255

Field Goal Percentage / Season

Rk.	Player	Year	FG	FGA	Pct.
13.	Carl Landry	2007	219	367	.597
	Russell Cross	1983	194	325	.597
15.	A.J. Hammons	2016	194	326	.595

Blocked Shots / Season

Rk.	Player	Year	Blks.
5.	Joe Barry Carroll	1977	82
6.	JaJuan Johnson	2011	79
7.	A.J. Hammons	2016	78

Assist:Turnover Ratio / Season

Rk.	Player	Year	Asts.	TOs	Ratio
1.	P.J. Thompson	2016	91	19	4.79
2.	Dakota Mathias	2016	78	20	3.90
3.	Mack Gadis	1986	178	57	3.12

► Minimum 75 assists.

Games Started / Season

Rk.	Player	Year	GS
2.	Eight Players		35
10.	Vince Edwards	2016	34

Points / Freshman

Rk.	Player	Year	Pts.
6.	A.J. Hammons	2013	359
7.	Ronnie Johnson	2013	350
8.	Caleb Swanigan	2016	342

Rebounds / Freshman

Rk.	Player	Year	Rebs.
1.	Caleb Swanigan	2016	272
2.	Joe Barry Carroll	1977	206

Field Goals Made / Freshman

Rk.	Player	Year	FGs
6.	Ronnie Johnson	2013	130
7.	Caleb Swanigan	2016	127

Field Goal Attempts / Freshman

Rk.	Player	Year	FGAs
7.	A.J. Hammons	2013	283
8.	Caleb Swanigan	2016	277

3-Pointers Made / Freshman

Rk.	Player	Year	3Ps
3.	Chris Lutz	2006	53
4.	Ryan Cline	2016	42

3-Point Attempts / Freshman

Rk.	Player	Year	3Ps
4.	Dakota Mathias	2015	118
5.	Ryan Cline	2016	107

3-Point Percentage / Freshman

Rk.	Player	Year	3P	3PA	Pct.
4.	Chad Austin	1995	22	54	.407
5.	Ryan Cline	2016	42	107	.393
6.	Porter Roberts	1993	16	41	.390

► Minimum 40 3-point attempts.

Assist:Turnover Ratio / Freshman

Rk.	Player	Year	Asts.	TOs	Ratio
1.	Ryan Cline	2016	45	11	4.09
2.	Troy Lewis	1985	48	23	2.09

► Minimum 40 assists.

Games Started / Freshman

Rk.	Player	Year	GS
1.	Caleb Swanigan	2016	33

Double-Doubles / Freshman

Rk.	Player	Year	DDs
1.	Caleb Swanigan	2016	8
2.	Russell Cross	1981	7

■ Most Wins

Wins	Year
29	2010
29	1994
29	1988
28	1998
27	2009
► 26	2016
26	2011
26	1996
25	2008
25	1997
25	1987

■ Most Points

Points	Year
3,014	1998
2,871	1994
2,791	1988
► 2,643	2016
2,622	1974
2,605	1969
2,555	2009
2,514	2012
2,505	2000

■ Highest Scoring

Average	Year
93.0	1969
89.0	1970
85.2	1967
84.9	1968
84.6	1988
84.6	1974
84.4	1994
84.3	1975
▼ Since 1986	
84.6	1988
84.4	1994
► 77.7	2016
77.0	1986
76.4	1995
74.7	2001

■ Highest Scoring

Margin	Year
+13.9	1969
► +13.1	2016
+13.1	1988
+11.1	1987
+11.4	1998
+11.3	1994
+10.7	2011
+9.3	2009
+9.2	2010

■ Lowest Field Goal

Percentage	Year
.331	1953
.351	1956
.351	1952
.368	1958
.373	1959
.374	1957
.377	1960
.378	1955
▼ Since 1986	
► .391	2016
.391	2009
.399	2010
.401	2015
.403	2004
.405	2013

■ Most 3-Pointers

3Ps	Year
284	2012
► 259	2016
253	2008
252	1994
244	2009
243	1998
235	2011
229	2002
219	2007

■ Most Three-Point

Attempts	Year
753	2012
704	2009
► 703	2016
679	2008
650	1998
648	1994
645	2011
635	2002
614	2007

■ Lowest Opponent

3-Point Percentage	Year
.290	1996
.295	2004
.297	1990
.299	1994
.305	2000
► .313	2016
.316	1999
.318	2003
.319	2001

■ Highest Free

Throw Percentage	Year
.782	1969
.760	1998
.752	2003
.749	1962
.745	1977
.744	1966
► .742	2016
.736	2004
.735	1992

■ Most Rebounds

Rebs.	Year
1,405	1974
► 1,392	2016
1,376	1994
1,369	1969
1,339	1998
1,334	1979
1,325	2013
1,311	1975
1,301	1980

■ Highest Rebound

Average	Year
52.5	1959
52.0	1970
51.1	1964
51.0	1965
51.0	1960
48.9	1969
48.8	1971
48.4	1968
▼ Since 1986	
► 40.9	2016
39.3	2014
39.0	2013
37.2	1998
36.7	2015
36.6	1995

■ Highest Rebound

Margin	Year
► +10.6	2016
+7.6	1970
+5.5	1975
+5.2	2013
+4.8	2015
+4.1	1994
+4.1	1979
+4.1	1969
+3.8	1960
+3.5	2014

■ Most Assists

Asts.	Year
680	1998
680	1988
610	1986
601	1987
► 598	2016
586	1994
564	1979
552	2009
545	1989
542	1975

■ Highest Assist

Average	Year
20.6	1988
20.0	1987
19.4	1975
19.1	1986
18.9	1998
► 17.6	2016
17.6	1989
17.3	1990
17.3	1985
17.2	1994

■ Highest Assist:

Turnover Ratio	Year
1.58	1985
1.54	2012
1.52	2011
1.49	1988
► 1.47	2016
1.40	1986
1.37	1987
1.30	2009
1.29	2010

■ Lowest Steals

Average	Year
3.9	1989
► 4.3	2016
4.4	1990
4.7	1992
4.9	2013
5.0	1991
5.4	2006
5.4	1986
5.4	1985

■ Most Blocks

Blks.	Year
177	2015
176	2009
168	2014
162	2010
► 158	2016
153	2013
147	2008
147	2001
141	2011

■ Highest Blocks

Average	Year
5.3	2014
5.2	2015
5.1	1978
4.8	2009
► 4.6	2016
4.6	2010
4.5	2001
4.5	2013
4.5	1977
4.3	2008

■ Lowest Turnover

Average	Year
8.7	2012
10.4	2011
10.9	2010
10.9	1985
11.5	2009
► 12.0	2016
12.3	2014
12.5	1984
12.6	2013

■ Lowest Opponent

Turnover Average	Year
► 9.4	2016
11.3	2013
11.6	2015
11.6	2014
12.6	2012
12.6	1990
13.5	2005
13.8	1983
13.9	1992

► MISCELLANEOUS

■ Most Wins in Two Seasons

Years	Record	Pct.
2009-10	56-16	.778
2010-11	55-14	.797
1994-95	54-12	.818
1987-88	54-9	.857
2008-09	52-19	.732
1995-96	51-13	.797
1979-80	50-18	.735
1998-99	49-21	.700
2011-12	48-21	.696
► 2015-16	47-21	.691
2007-08	47-21	.691
1993-94	47-15	.758
1986-87	47-15	.758

PURDUE GAME NOTES | NCAA TOURNAMENT FIRST ROUND | MARCH 17, 2016 vs. LITTLE ROCK

■ Purdue Team / Game

Points (Score)	Opponent	Date
104 (104-95)	Northeastern	3-13-87
100 (100-73)	Memphis	3-19-88
98 (98-67)	UCF	3-17-94
95 (95-79)	Fairleigh Dickinson	3-17-88
92 (92-65)	[4] North Carolina	3-20-69

■ Fewest Points

48 (48-66)	[16] Memphis	3-17-84
49 (49-48)	Green Bay	3-17-95
55 (55-77)	Temple	3-19-99
55 (55-53)	Robert Morris	3-17-83
57 (57-70)	[3] Duke	3-26-10

■ Field Goals Made

High:	40	Delaware	3-13-98
-------	----	----------	---------

■ Field Goal Attempts

High:	92	[1] UCLA	3-22-69
-------	----	----------	---------

■ Field Goal Percentage

High:	.630	Arkansas	3-19-83
-------	------	----------	---------

■ Three-Pointers Made

High:	15	[13] Kansas	3-24-94
-------	----	-------------	---------

■ Three-Point Attempts

High:	29	[10] Stanford	3-20-98
-------	----	---------------	---------

■ Three-Point Percentage

High:	.643	Northeastern	3-13-87
-------	------	--------------	---------

■ Free Throws Made

High:	32	[7] Indiana	3-13-80
-------	----	-------------	---------

■ Free Throw Attempts

High:	45	Northeastern	3-13-87
-------	----	--------------	---------

■ Free Throw Percentage

High:	.952	Marquette	3-15-69
-------	------	-----------	---------

■ Rebounds

High:	52	UCF	3-17-94
-------	----	-----	---------

■ Assists

High:	31	Delaware	3-13-98
-------	----	----------	---------

■ Steals

High:	16	Delaware	3-13-98
-------	----	----------	---------

■ Blocked Shots

High:	7	Two Times	
-------	---	-----------	--

■ Purdue Individual / Game

Points	Player vs. Opponent	Date
44	Glenn Robinson vs. [13] Kansas	3-24-94
36	Glenn Robinson vs. Rhode Island	3-18-93
36	Joe Barry Carroll vs. [13] St. John's	3-8-80
36	Rick Mount vs. [4] North Carolina	3-20-69
35	Joe Barry Carroll vs. Iowa	3-24-80
33	Glenn Robinson vs. Alabama	3-19-94
33	Joe Barry Carroll vs. La Salle	3-6-80
32	Rick Mount vs. Miami, Ohio	3-13-69
31	Brad Miller vs. Rhode Island	3-13-97
31	Glenn Robinson vs. UCF	3-17-94
31	Todd Mitchell vs. Louisiana State	3-13-86

■ Field Goals Made

15	Glenn Robinson vs. [13] Kansas	3-24-94
14	Rick Mount vs. [4] North Carolina	3-20-69
14	Joe Barry Carroll vs. Iowa	3-24-80
14	Joe Barry Carroll vs. St. John's	3-8-80

■ Field Goal Attempts

36	Rick Mount vs. [1] UCLA	3-22-69
----	-------------------------	---------

■ Three-Pointers Made

8	Cuonzo Martin vs. [13] Kansas	3-24-94
6	Ryne Smith vs. VCU	3-20-11
6	Glenn Robinson vs. [13] Kansas	3-24-94
6	Doug Lee vs. Northeastern	3-13-87

■ Three-Point Attempts

13	Cuonzo Martin vs. [13] Kansas	3-24-94
----	-------------------------------	---------

■ Free Throws Made

15	Brad Miller vs. Rhode Island	3-13-97
11	Keith Edmonson vs. [7] Indiana	3-13-80

■ Free Throw Attempts

21	Brad Miller vs. Rhode Island	3-13-97
----	------------------------------	---------

■ Rebounds

16	JaJuan Johnson vs. Saint Peter's	3-18-11
16	Jerry Johnson vs. Marquette	3-15-69

■ Assists

10	Everette Stephens vs. Florida	3-15-87
10	Troy Lewis vs. Northeastern	3-13-87

■ Steals

6	Brad Miller vs. Delaware	3-13-98
---	--------------------------	---------

■ Blocks

5	Russell Cross vs. Robert Morris	3-17-83
---	---------------------------------	---------

■ Purdue Individual / Career

Points		
161	JaJuan Johnson (8 games)	2008-10
161	Brian Cardinal (12 games)	1997-00
157	Glenn Robinson (5 games)	1993-94
151	Joe Barry Carroll (7 games)	1977-80
134	Troy Lewis (7 games)	1985-88

FGM:	67	JaJuan Johnson	2008-10
FGA:	136	JaJuan Johnson	2008-10
FG Pct.:	.833	George Faerber (15-of-18)	1969-71
3PM:	21	Cuonzo Martin	1992-95
3PA:	58	Jaraan Cornell	1997-00
FTM:	35	Brian Cardinal and Joe Barry Carroll	
FTA:	50	Brad Miller	1995-98
Rebs:	78	JaJuan Johnson	2008-10
Asts:	42	Everette Stephens	1985-88
Stls:	25	Brian Cardinal and Chris Kramer	
Blks:	23	JaJuan Johnson	2008-10



■ NCAA Tournament Information

■ Seed, Region Year-by-Year

Year	Seed	Reg.	Rec.
1969	-	ME	3-1
1977	-	E	0-1
1980	6	ME	5-1
1983	5	ME	1-1
1984	3	MW	0-1
1985	6	MW	0-1
1986	6	SE	0-1
1987	3	E	1-1
1988	1	MW	2-1
1990	2	MW	1-1
1991	7	E	0-1
1993	9	E	0-1
1994	1	SE	3-1
1995	3	MW	1-1
1996	1	W	1-1
1997	8	SE	1-1
1998	2	MW	2-1
1999	10	E	2-1
2000	6	W	3-1
2003	9	S	1-1
2007	9	MW	1-1
2008	6	W	1-1
2009	5	W	2-1
2010	4	S	2-1
2011	3	SW	1-1
2012	10	MW	1-1
2015	9	MW	0-1

■ Record By Region

Mideast	9-3
East	3-5
Midwest	8-9
Southeast	4-3
Southwest	1-1
West	7-4
South	3-2

■ Record By Location

Alabama	1-1
Arizona	2-1
District of Columbia	1-1
Illinois	3-1
Indiana	6-3
Florida	1-1
Kentucky	5-2
Louisiana	1-2
Maryland	0-1
Massachusetts	2-0
Michigan	0-1
Missouri	0-1
Nebraska	1-1
New Jersey	0-1
New Mexico	2-2
New York	1-1
North Carolina	0-2
Oregon	2-0
Tennessee	2-3
Texas	1-2
Washington	2-0
Wisconsin	2-0

■ Record By Seed

Unseeded (2)	3-2
1 (3)	6-3
2 (2)	3-2
3 (4)	3-4
4 (1)	2-1
5 (2)	3-2
6 (5)	9-5
7 (1)	0-1
8 (1)	1-1
9 (4)	2-4
10 (2)	3-2

■ Record By Decade

1960s	3-1
1970s	0-1
1980s	9-7
1990s	11-9
2000s	8-5
2010s	4-4

■ Record By Day

Monday	1-0
Thursday	14-6
Friday	10-4
Saturday	7-10
Sunday	3-7

■ Record By Date

March 6	1-0
March 8	1-0
March 12	1-1
March 13	5-1
March 14	2-2
March 15	3-2
March 16	4-1
March 17	4-1
March 18	2-4
March 19	4-4
March 20	2-2
March 21	3-0
March 22	0-3
March 23	1-1
March 24	2-0
March 25	0-2
March 26	0-3

■ When Scoring

0-49 Points	1-1
50-59 Points	2-4
60-69 Points	6-15
70-79 Points	11-6
80-89 Points	6-1
90-Plus Points	9-0

■ When Allowing

0-49 Points	2-0
50-59 Points	6-1
60-69 Points	14-8
70-79 Points	11-12
80-89 Points	1-3
90-Plus Points	1-3

■ In Overtime

One Overtime	2-1
Three Overtimes	0-1


■ vs. Conferences*

American	2-6
Atlantic 10	3-2
Atlantic Coast	3-3
Big 12	5-5
Big East	2-1
Big Ten	2-1
Colonial Atlantic	2-0
Horizon League	2-0
Metro Atlantic	2-0
Mid-American	1-0
Missouri Valley	1-0
Northeast	2-0
Pac 12	2-3
Southeastern	2-6
Southern	1-0
Sun Belt	1-0
West Coast	2-0

* - Current affiliation



#1 - Johnny Hill
Senior | Guard | 6-3 | 187
Glendale Heights, Ill.



#2 - Jon McKeeman
Senior | Guard | 6-1 | 190
Fort Wayne, Ind.



#3 - P.J. Thompson
Sophomore | Guard | 5-10 | 188
Indianapolis, Ind.



#5 - Basil Smotherman
Junior | Forward | 6-6 | 230
Indianapolis, Ind.



#11 - Stephen Toyra
Senior | Guard | 6-3 | 185
Lafayette, Ind.




#12 - Vince Edwards
Sophomore | Forward | 6-8 | 225
Middletown, Ohio




#14 - Ryan Cline
Freshman | Guard | 6-5 | 190
Carmel, Ind.



#20 - A.J. Hammons
Senior | Center | 7-0 | 250
Gary, Ind.




#21 - Kendall Stephens
Junior | Guard | 6-7 | 205
St. Charles, Ill.




#22 - Grant Weatherford
Freshman | Guard | 6-2 | 198
Cicero, Ind.



#23 - Jacquil Taylor
RS Freshman | Forward | 6-10 | 240
Cambridge, Mass.



#24 - Grady Eifert
Freshman | Forward | 6-6 | 221
Fort Wayne, Ind.



#31 - Dakota Mathias
Sophomore | Guard | 6-4 | 200
Elida, Ohio



#35 - Rapheal Davis
Senior | Guard | 6-6 | 217
Fort Wayne, Ind.



#44 - Isaac Haas
Sophomore | Center | 7-2 | 282
Hokes Bluff, Ala.



#50 - Caleb Swanigan
Freshman | Forward | 6-9 | 250
Fort Wayne, Ind.



Matt Painter
Head Coach
Purdue (1994)
11th Season at Purdue



Jack Owens
Associate Head Coach
Eastern Illinois (1999)
8th Season at Purdue



Greg Gary
Assistant Coach
Tulane (1992)
5th Season at Purdue



Brandon Brantley
Assistant Coach
Purdue (1997)
3rd Season at Purdue



Elliot Bloom
Director of Operations
Purdue (1999)
8th Season at Purdue



PURDUE

2015-16

MEDIA CLIPS

The shot was a biggie, and Caleb Swanigan isn't sorry

Gregg Doyel | Indianapolis Star | March 13, 2016

Caleb Swanigan isn't sorry he took the shot. Understand that right now.

Swanigan figured people would be talking about it immediately after No. 13 Purdue's 66-62 loss to No. 2 Michigan State on Sunday in the Big Ten Tournament title game, and he suspects they'll keep talking about it this week until something bigger comes along. Something like the NCAA tournament, which begins for Purdue on Thursday when the fifth-seeded Boilermakers play 12th-seeded Little Rock at Denver.

But he knows the deal. It was a big shot. He took it. Missed it. There are rules about shots like that, and they look like this:

"Make it, and you're a hero," Swanigan was telling me. "Miss it, and you're the worst person in the world. That's how it's always been. I don't worry about it."

That's not entirely true, of course. Not all missed game-winners are vilified, because some are more wisely chosen than others. This one, this 3-pointer by one of the Boilermakers' least effective shooters from that range, goes into this category: others.

On the season, Swanigan was 21-for-71 on 3-pointers (29.6 percent). On the day, he was 0-for-2 from long range. And then came the possession that, more than any other, determined this game, this defeat. The play that set Boilermakers social media ablaze immediately after it happened, a fire that raged into the night.

The background is this: Final minute, Michigan State leading 64-62. The Spartans had led by 13 earlier in the second half, but Purdue fought back. Even on a day when nothing was working – not 3-point shots, not A.J. Hammons and Isaac Haas (and Swanigan) in the post, not anything but Vince Edwards, who scored a game-high 19 points but went 6-for-18 from the floor to get those points.

Final minute, Purdue down two. The play was designed for Hammons to get the ball in the post, but Spartans big man Matt Costello was denying him the ball, and the Boilermakers swung it around the perimeter until it found Swanigan, open at the top of the key, in shooting rhythm.

He shot it.

And he's not sorry.

"I feel great about it," he said. "I was wide open."

Only one player in the Purdue locker room seemed all that upset about the possession – the shot by Swanigan – that helped Michigan State escape with victory. That player was A.J. Hammons.

And Hammons was mad at himself.

"It was my fault I didn't get (the ball) there," Hammons was telling me in the quiet Purdue locker room. "I'm supposed to be holding my man off harder. I didn't do it."

There's more to say about Swanigan's shot and the thinking behind it, but first let's talk about the big picture of this game and what it means. And here's what this game means:

It means Purdue looks damned dangerous in the NCAA tournament.

Michigan State is considered the second-best team in the country, behind only Kansas, and the Spartans have the best player in the country in Denzel Valentine and an enormous and deep frontcourt and one of the college game's best 3-point shooters in Bryn Forbes. And that great team, and those great players, were playing Purdue on a day the Boilermakers had nothing working.

And still Purdue almost won.

Winning isn't everything, it's the only thing, or something like that, but this is March and teams – great teams – are playing for more than a conference title. The national championship is a realistic goal only for a small subset of the 68-team NCAA bracket, and Purdue proved on Sunday it belongs in that smaller subset.

Beyond a shadow of a doubt, Purdue proved that.

"We've got a shot," Purdue shooting guard Dakota Mathias was saying. "That's one of the best teams in the country we just played, and we outplayed them in the second half."

They did, and after trailing 46-33 with 15½ minutes left – and 52-44 with 9 minutes left – the Boilermakers had a handful of chances to tie the score or take the lead. Rapheal Davis missed three shots at it, all three with Purdue trailing 62-61. First he missed a free throw for the tie with 2:50 left, then (in the same possession, about 30 seconds later) a 3-pointer and a difficult baseline drive for the lead.

With 13 seconds left and Purdue trailing 64-62, Johnny Hill beat Spartans guard Matt McQuaid to the rim but had his shot for the tie blocked by Costello. Forbes hit two foul shots with 8.6 seconds left to seal the victory.

But not all misses are created equal, and it was Swanigan's 3-pointer with 46 seconds left that stood out as Purdue's biggest missed opportunity. When I found Swanigan alone afterward and asked him about it, he nodded. He knew the question was coming. He was looking at his phone when I found him, surely seeing what was being said about his shot – and his shot selection – on that play.

And he was reminded of his own personal experience: That the experts, the naysayers, they don't know anything.

"When I was 350 pounds, people said I'd never play Division I," Swanigan said, referring to his boyhood weight issues that continued into high school. "And now they don't see me in the gym taking 500 shots a day. I've hit that shot before in big situations."

Indeed, coach Matt Painter was telling me later – unprompted – that, "I've seen him hit that shot to help his team advance. I saw it in EYBL and I saw it high school. He was in rhythm. He missed it, but he'll make it next time."

Mathias said Swanigan has earned the right to take that shot.

"He works harder than anybody on the team," Mathias said. "Look how he's transformed his body and his game. He's always in the gym getting up shots – I've never seen anything like it. If he's in rhythm, we'll take that shot."

It did not go in, and Caleb Swanigan knows the deal.

"People will say what they want," he was telling me, "but I won't listen."

Purdue rally falls short in title game

Nathan Baird | Lafayette Journal & Courier | March 13, 2016

Even in the initial heavy moments after a loss, Purdue men's basketball turned its thoughts to progress.

That applied to the rally it nearly completed against Michigan State in Sunday's Big Ten tournament championship before succumbing in a 66-62 loss at Bankers Life Arena.

It also applied to how far the team has come since a somber loss to Northwestern on senior day two years ago. Purdue rose from the Big Ten basement to come within a whisper of toppling a team some think is the best in the country and claiming its second conference tournament championship.

And of course there's the progress still to make, both in refining a Sunday performance that was just shy of good enough and the journey the Boilermakers hope to make through the NCAA tournament bracket in the coming weeks.

"Rapeal Davis, our captain, our heart and soul, told us to keep things in perspective," Purdue point guard Johnny Hill said of postgame remarks. "We've got a tournament coming up that we've got to be prepared for, one we can really win. That team out there is favored by some to win the whole thing. We've got to realize what we've done, some of our weaknesses, and just improve on them."

Michigan State won its fifth Big Ten Championship and third in five years. The Boilermakers were playing in their third championship game and first since winning the 2009 title.

A.J. Hammons finished with 11 points and nine rebounds, and was named to the all-tournament team along with Vince Edwards, who scored 19. Yet after Purdue's frontcourt bulldozed its way into the finals, Michigan State effectively limited the big men on Sunday. Hammons, Haas and Swanigan made 10 of 25 field goals.

More importantly, Michigan State became only the second team out-rebound the Boilermakers, and by a wide margin — 41-31. That included 12 offensive boards, resulting in a 14-4 edge in second-chance points. The Spartans, playing for a shot at a No. 1 NCAA tournament seed that didn't come, played tough.

"When a good team gets off rebounding, they're going to make you pay," Davis said. "And they made us pay, and that was the difference in the game."

The Boilermakers' senior captain on Purdue's second straight NCAA tournament berth. Nathan Baird/Journal & Courier

Had it finished off Sunday's rally, perhaps Purdue would have improved on the 5 seed it ultimately received. Victory was there for the taking. Purdue rallied from a 10-point halftime deficit to, on six occasions, have control of the ball down the stretch of a one-possession game.

With 2:50 to play, Rapeal Davis went to the line for two free throws, trailing by two. He made the first but missed the second. About a minute later, Michigan State star Denzel Valentine made a double-clutch pull-up jumper over Davis, who nearly blocked it, to put the Spartans up 64-61.

Valentine, the Big Ten Player of the Year, again approached a triple-double against the Boilermakers. His 15 points, 10 rebounds and nine assists secured tournament Most Outstanding Player honors.

"What can you do," Purdue forward Vince Edwards asked. "He's an All-American. He's up for Player of the Year nationally. There's not too much you can say about that."

Edwards made 1 of 2 free throws with 1:26 left to make it a two-point game. After a defensive stop, Caleb Swanigan missed a 3-pointer on a possession on which Purdue star A.J. Hammons never touched the ball. Swanigan defended the choice after the game, saying he had told Hammons he would have to take a quick shot if the center didn't get his seal.

Purdue fouled Michigan State's Matt Costello with 19.5 seconds left, but he missed the one-and-one. At the other end, Hill drove in from the right side for a layup, but Costello redeemed himself by blocking the shot off the backboard.

Spartans guard Bryn Forbes hit two free throws with 8.6 seconds left to seal the win.

"They're a really good team," Purdue coach Matt Painter said of Michigan State. "They're tough. They rebound the basketball. They have good leadership. They have good guards. And we would like to be able to face them again."

"You get in those possession games. We won the first one, they won the second one. Hopefully this game can really help us here the next couple weeks."

Modest or not, Purdue's A.J. Hammons delivers big

Pete DiPrimio | Fort Wayne News-Sentinel | March 12, 2016

This wasn't the time for modesty. Not for A.J. Hammons. He knows what he knows and if you don't like it, get out of the way.

And take that lame shot with you.

"I'm a great shot blocker," Purdue's senior center said. "I've been a great shot blocker for four years."

So there you go.

Hammons spoke at a Big Ten tourney press conference setting at Bankers Life Fieldhouse. The Boilers had just steam rolled their way into Sunday's championship game by steam rolling Michigan 76-59 on Saturday, mostly because Hammons was a 7-foot wrecking crew. Teammate Vince Edwards and coach Matt Painter sat beside him. Both smiled at Hammons' "great shot blocker" comment, but they did not disagree. Hammons is, after all, the Big Ten defensive player of the year, and a guy who led the Big Ten in blocked shots in his first three years, and finished second this season.

"When A.J. is ready to go," Edwards said, "he's the best big man in the country."

Hammons looked it on Saturday with 27 points (on 11-for-17 shooting), 11 rebounds, three blocks and a steal in 31 minutes.

That was about 30 minutes more than Michigan coach John Beilein wanted to see.

"Hammons was virtually unstoppable," Beilein said. "He's an elite player. He was great against all of our big guys."

Fellow Boiler senior Rapheal Davis has seen plenty of that before.

"When AJ is dialed in the like that, no one can stop him. The only one who can stop him is AJ Hammons."

Or, as Purdue guard Dakota Mathias said, "He's the best center in college basketball, hands down."

Hammons has been that way for much of this senior season to remember. He averages 15.1 points and 7.9 rebounds. In the last five games, he's averaged 16.8 points in just 22.1 minutes while shooting 69.4 percent.

"He's very skilled and patient on the block," Mathias said. "When his energy is up, he's unstoppable."

Yes, we've heard that before.

Hammons plays as if he lost interest about five months ago.

Don't buy it, Edwards said.

"People used to say he doesn't care because he doesn't show emotion, but he does care. He has some inconsistency, but he's always cared. Now that it's his senior year, it's coming out.

"He's an outgoing guy. He talks. He's funny. He likes to joke. He's probably the goofiest guy you've ever seen in your life."

Goofy how?

"He talks fast so you can't understand him," Edwards said. "This is my second year, so I understand him, but if you don't talk to him on a regular basis, you're like, 'What did you just say?'"

"He treats me like a little brother. It's great to have him around."

For a while, Painter wasn't so sure. Hammons began as a high-maintenance player forever testing his coach's patience. He was late for the team bus to Northwestern. He forgot his shoes at Wisconsin. He arrived late for meetings looking as if he'd just gotten out of bed. He sometimes forgot or ignored scouting reports and assignments during games, and his practice effort was, to be politically correct, weak. Painter could have gone old-school wrath of coach nasty. Instead, he used the 21st Century approach of play, but pay.

"We just tried to hold him accountable, like any of the other guys. Sometimes not flying off the handle as a coach on certain things, but making sure there were consequences when he didn't do what he was supposed to do.

"He has improved in those areas, not just in being on time, but in being ready. He's very poised now. He's a good practice player now -- and he used to be a nightmare when he first got here. He was good about every other day. Then he was good two out of three, then three out of four. Now he's

good, period.

"He's really matured in his approach. He's a talent. Now we trust him."

On Saturday, Beilein gambled that sticking with one-on-one coverage against Hammons was the best way to win. It had, after all, worked last month in Ann Arbor. It didn't come close to working this time.

"We felt if he got 40 and we could shut down the other guys, we could still win," Beilein said. "But we didn't shut down their other guys."

Edwards had 13 points. Backup center Isaac Haas had 11 points in just nine minutes. Forward Caleb Swanigan had seven points (he was 3-for-6 from the field) and eight rebounds. Eight Boilers scored in all. All this led to another Purdue offensive showcase. It averages 84.8 points in its last six games while shooting 54.7 percent from the field, 45.5 percent from three-point range.

Beilein noticed.

"They're scoring 90 on Wisconsin. Who scores 90 on Wisconsin? They're tough to stop, really tough to stop."

Now it's Michigan State's turn to try. The Spartans (28-5) are the Big Ten's hottest team, with victories in 12 of their last 13 games, including Saturday's 64-61 win over Maryland. That lone loss, 82-81 in overtime, came at Mackey Arena. The Spartans seem driven to deliver pay back, although you didn't hear that from Big Ten MVP Denzel Valentine.

"This is a championship game, and it's much more than getting revenge on Purdue," he said. "No disrespect to them, but we have bigger goals and aspirations. We want to win the championship. We're worried about holding that trophy up and (people) saying, 'Michigan State Spartans are the champions.'"

"I came back to get a (championship) ring. It would mean a lot to the fans and the program to come back with a ring and a championship."

For Purdue's Twin Towers, competition has made them both better

Bob Kravitz | WTHR.com | March 12, 2016

This was way back before Isaac Haas' freshman season, and there were Haas and A.J. Hammons battling it out during a pre-season workout, one on one, more than 14 combined feet of hand to hand combat. And Haas was killing Hammons, working him over offensively and defensively, pushing him around. Meanwhile, coaches were screaming at Hammons, a player who, to that point, didn't always bring his energy to the court with him.

Finally, Hammons walked over to the bench and sat with his head bowed.

"[Hammons] wasn't happy; not at all," Haas said.

If and when Hammons gets drafted by the NBA this summer, Hammons should give Haas 10 percent of his salary, because if it wasn't for Haas' presence and his growing post game, Hammons might not be where he is today: One of the best big men in the country and a player who will certainly be taken in the first round of the NBA Draft.

"They've been great for each other, that competition," Purdue head coach Matt Painter said. "When you absolutely know if you don't perform, they're going to play somebody else; I think that's the best motivation. Sometimes that next guy is just not quite as good as that guy and you stick with him. But Isaac can go in there and obviously be very, very good."

Haas said there are times during workouts and practices when his battles with Hammons turn into pro wrestling matches – but without the scripts. "When they're not calling fouls, it's hard to say they're not WWE," Haas said, smiling. But it toughened up Hammons. It woke up the sometimes-sleeping giant. It's helped make him into a player who can get paid handsomely at the next level.

And Haas, he's pretty good, too.

"At the end [of pre-season workouts before his freshman year], Isaac made the comment publicly about how he just wanted to be able to spell A.J. Hammons and back him up," Painter said. "And I brought him into the office and said, 'You didn't come here to back anybody up. You came here to play all the time...'"

As good as Haas and Hammons have been for each other, they were that bad for a Michigan team that had no answers for the Boilers' Twin Towers. Purdue had its way with

the Wolverines, 76-59, and while several players performed well (talking about you, Vince Edwards), this game was all about Olajuwon and Sampson – sorry... Hammons and Haas. Hammons finished with 27 points on 11-of-17 shooting, 11 rebounds and three blocks. Haas, who played just nine minutes, had 11 points on 4-of-7 shooting. Those two combined for exactly half of Purdue's points on a day when the Boilers placed themselves into Sunday afternoon's Big Ten Tournament final.

Time after time after time, Hammons or Haas would establish deep post position – I mean, two or three from the basket – and just torture whichever big man Michigan threw at them. It was almost too easy.

Which raised this question, one Michigan coach John Beilein was asked after the game: Why not double the post? Why not send bodies, take the ball out of the big guys' hands and force others to make shots?

"We tried to double him at Purdue, and it was a catastrophe when we doubled him," Beilein said. "He just found open people. In Ann Arbor, we played him straight up and had some just regular gaps, what we call them. And it worked pretty well. We went with that again today and he was just great with all of our big guys."

Hammons showed off the whole repertoire: The post moves. The jump hook. The perimeter jumper. Even more, he was such a presence as a rim protector, Michigan players routinely dribbled under the basket and kicked it back outside, understanding that challenging Hammons at the basket was a fool's errand. This was Boiler Bully Ball at its finest, Purdue also out-rebounding Michigan 41-26 while outscoring them by 16 points in the paint.

For a couple of years there, Hammons' internal engine sputtered. There would be nights to remember, like the game when he dropped 40 on Cody Zeller, and there were nights when he disappeared. And you kept wondering, would this young man with the massive skill set ever truly get it. There were small off-court issues, too. Dumb things. For the better part of four years, he's been a handful; you never questioned his ability, but his competitive heart and his willingness to bring it every day was a daily mystery.

"I think we've just tried to hold him accountable, like any of your other guys," Painter said. "And, as a coach, sometimes not flying off the handle on certain things, but making sure

there's consequences.

"He forgot his shoes at Wisconsin. He was late to the bus at Northwestern. His freshman year, walking in late, hair disheveled, things like that. He has improved in those areas in terms of not just being there on time but being ready. And you see him up here (at the post-game press conference) talking fast or whatever, but he's really an intelligent guy. He understands scouting reports. He knows what he's doing out there. He's very poised now. The game has slowed down for him. But he also is a good practice guy now. Before, he used to be a nightmare when he got here. And so he was good about every other day when he got here. Then he was good two out of three and then three out of four. Now he's good, period."

And you know who helped him get that way? Haas. Without question.

"I feel like having me around made him uncomfortable," Haas said. "It's human nature."

Somebody asked Edwards what most impressed him about Hammons Saturday, and he offered up an unexpected answer.

"Just, A.J. usually makes an excuse every now and then... But he took a fallaway shot, and for years, A.J. would be like 'Yeah, whatever' and brush it off," Edwards said. "But after we told him about [not shooting fallaways], he was like, 'OK' and he didn't do it again."

"So I think that was the most impressive thing to me. If you've been with him, you know who he is. A.J. likes to brush a lot of things off, but he heard that and stuck to it."

Now Hammons and Haas, and all the others, have a chance to not only win a Big Ten Tournament title, but enhance their seeding in the NCAA Tournament. Then it will all come down to matchups. If Purdue plays a team that can match their size, or press them all over the floor, the result might not be palatable. If the matchups are right, this team can reach the second week of the tournament and go a very long way. That's not me saying that; Painter said precisely the same thing after a recent game in West Lafayette, that his team could get run early or make a serious run.

The good news is, nobody pushes Hammons around anymore.

Not even Haas.

'Buzz-saw' Boilers show off killer instinct

Gregg Doyel | Indianapolis Star | March 11, 2016

They are relentless and they are restless, which is why half the Purdue team was in Mackey Arena earlier this week, playing late into the night. Not getting up shots, but playing. No coaches. A three-on-three tournament among the players.

"Got to stay sharp," Purdue sophomore forward Vince Edwards was saying Friday afternoon. "We want to be that team playing its best in March."

And so Purdue, coming off its best three-game stretch of the season – home wins against Maryland and Wisconsin, sandwiched around a blowout at Nebraska – was in Mackey Arena a few days ago until 2 a.m. before its three-on-three champs were crowned: Caleb Swanigan, Kendall Stephens and Vince Edwards.

Then this relentless, restless Purdue team got on a bus and headed for the Big Ten tournament in Indianapolis and kept it going, blowing out Illinois 89-58 on Friday in a quarterfinal that was not, if you can believe it, as close as that score would suggest.

"They were a buzz-saw today," Illinois coach John Groce said.

And they were not satisfied. Not after the first half, when Purdue led by 20, and not after quickly pushing the lead to 30 in the second half on the way to 35, then 40, then 44. Not until Purdue led 83-39 with 6 minutes left did coach Matt Painter call off the onslaught.

Until then Painter could be heard yelling, "Quit playing the score! Play the right way!"

Beating Illinois doesn't prove anything, so Purdue wasn't competing with Illinois. Purdue was competing with Purdue, and on the sideline Painter seemed to be coaching a losing team.

"Get in the stance!" he screamed angrily as the Boilermakers prepared to play defense, leading 55-25. "Get in the staaaaaaance."

Painter punctuated his screams by stomping one of his size-12 loafers. All over Bankers Life Fieldhouse, his anger echoed. The building was maybe half-full, devoid of volume because the game was devoid of drama.

His players liked it.

"Anybody can come back," A.J. Hammons was saying afterward. "We've had some games this season where we got a big lead and then lost it. Iowa, for one."

Right. Iowa, at home. The Boilermakers had a 19-point lead on Jan. 2 and lost because they quit playing the right way. Momentum is real in this sport, that's the message from Painter to his team, and Iowa is an example of that. Once upon a time the Hawkeyes were 16-3, winners of nine in a row and ranked No. 3 in the country. Today they are 21-10, hanging onto the bottom of the Top 25 and losers of five of their last six games – including a loss Thursday to the same Illinois team that had absolutely zero chance on Friday against Purdue.

"We have to keep it going," Edwards says. "We've had some good spurts, but we're on one here. It's the right time for it, too."

On Friday the spurt looked like this: Purdue leading 25-21 and then just making a mockery of Illinois. The Boilermakers hit seven of their next eight shots, including 3-pointers from Ryan Cline and Rapheal Davis, and clamped down on the Illini – who missed eight of their final 10 shots of the half, including blocks by Purdue's Johnny Hill and Caleb Swanigan.

It was 45-25 at the half, Painter was in the locker room reminding his team of Iowa, and then Purdue was starting the second half on a 15-2 run. There were 3-pointers from Edwards, Swanigan and P.J. Thompson. Davis had a blocked shot. Swanigan had a steal.

Purdue outscored Illinois 58-18 in a 21-minute stretch spanning both halves, and names are difficult to single out because it was everybody. Isaac Haas led Purdue with 16 points in 18 minutes. Four others scored in double figures. Haas and Hammons combined to score 26 points on 13-for-15 shooting, while Edwards, Cline and Dakota Mathias were a combined 9-of-14 on 3-pointers.

"They shoot the ball like that from the perimeter, and then they have those guys inside?" Groce was saying. "It really puts you in an unbelievable dilemma."

Name a way a team can beat somebody, and Purdue was doing it to Illinois. But they've been doing it to their past four opponents. Protecting the ball has been Purdue's most consistent weakness, but in their past three games the Boilermakers have had 70 assists and just 29 turnovers. They are shooting 49.2 percent on 3-pointers in that stretch (30-of-61), and on Friday against Illinois they were 22-of-33 on 2-pointers (66.7 percent).

And they are not satiated. They play Michigan on Saturday in the Big Ten semifinals, and the Boilermakers are still stinging from the egg they laid in Ann Arbor on Feb. 13, a 61-56 loss in which they shot a season-low 36.6 percent inside the 3-point arc and were outrebounded for the only time all season.

"We won't be satisfied until we have a ring," Hammons was telling me after the Illinois game.

Clarify, I said. What kind of ring?

"Big Ten tournament ..." he said.

Right.

"... and then Final Four," he said. "And then the whole thing."

Winning motivates Purdue's Thompson

Nathan Baird | Lafayette Journal & Courier | March 9, 2016

Another teenager might have folded to the pressure of facing off against future NBA point guard Emmanuel Mudiay.

P.J. Thompson, however, knows plenty about taking on big challenges. Thompson said his eyes were opened to his potential in that 2013 summer league game against Mudiay, currently a rookie starter with the Denver Nuggets. Despite giving up six inches of height to the top national recruit, Thompson "more than held his own" that day, according to his Speice Indy Heat coach, Reynardo Bluiett.

"He prospers in those types of situations," Bluiett said. "The other guy may be bigger, he may be more athletic, but P.J.'s going to get the job done."

Thompson says he took those matchups against higher-ranked opponents personally. Hard to blame him. The 5-foot-10 product of Indianapolis' Brebeuf Jesuit didn't have a high major opportunity until Purdue's Matt Painter offered a scholarship in March of Thompson's senior year.

Two years later, Thompson starts at point guard for the No. 13 team in the country. He's one of the most efficient point guards in college basketball. As Wisconsin found out last Sunday, when Thompson hit six 3-pointers and scored a career-high 22 points, he's also a potentially incendiary shooter from the perimeter.

Thompson admits he plays with a chip on his shoulder, which can only help him as he leads the fourth-seeded Boilermakers into the Big Ten tournament this week.

"That's how I take it personal — I'm going to make sure my team beats his team, and I'm going to keep doing what I do," Thompson said.

"I feel like I have the tools to be a really good point guard, but in my eyes ... winning goes a long way with that. To be a really good point guard, to be a leader, I feel like you have to win."

Thompson has 86 assists against just 19 turnovers for an assist-to-turnover ratio of 4.52. Barring a collapse in the postseason, he'll easily overtake the single-season Purdue record of 3.12 set by Mack Gadis in 1986.

After Sunday's 6-for-8 performance from 3-point range against Wisconsin, Thompson's 42.5 percentage from behind the arc is barely outside the Boilermakers' top 15 single-season performances.

None of those stats mean as much to Thompson as the 24 wins Purdue takes into this week's Big Ten tournament. His goal for March? Push that number to 30 or beyond.

He often helps Purdue do that by being perhaps the smartest player on the floor. That started at an early age with his father, LaSalle, who played at Ball State and Indiana State prior to a long professional career overseas.

Dakota Mathias recognized that basketball IQ when he played against Thompson on the AAU circuit. When they became Purdue teammates, he realized he'd underestimated him. Mathias said when they watch film together Thompson regularly points out ways to make plays better or defensive opportunities.

"Being a point guard, you're not obligated to be a leader, but with him he feels like it's an obligation," said freshman guard Ryan Cline, who started working out with Thompson and his father before either committed to Purdue. "And it's something he enjoys doing because he loves winning."

"You can just tell he likes going out there and orchestrating what the team does, because he knows everything we need to do. He knows every play and every position."

Obtaining that knowledge is half the battle. The other half is sharing it. The Boilermakers want more of the Thompson they see in practice — taking leadership initiative, getting in teammates' faces when necessary, being assertive — on game nights.

Thompson agrees, and says he's embraced the example set by graduate transfer Johnny Hill this season. Thompson has seen how Hill's exuberance and energy impact the rest of the team.

"He has to be able to stick his nose in there, pressure the basketball, push the basketball, get long rebounds," Painter said. "Don't just set us up and take care of the basketball and do all you do as a point guard. Lead people. Yell at people. Huddle people up."

To some extent, all of the Boilermakers defer those leadership responsibilities to senior captain Rapheal Davis. The guard has been a mentor of Thompson's since they were coming up together at different levels of the Speice program.

A year from now, Thompson knows he'll be the one to whom the Boilermakers look in those critical moments.

"When I leave it's in P.J.'s hands — it's as simple as that," Davis said. "I'm done playing at Mackey. It's no longer my stomping grounds. P.J. is going to be the next leader of this team."

"The point guard has to be the voice, so I'm on him a lot about talking, getting in guys' ears. Some days I come to practice and purposely don't talk a lot so his voice can carry."

IU, Purdue rivalry goes a cut above

Gregg Doyel | Indianapolis Star | March 9, 2016

We're inside a barber shop on the northwest side. Indiana is the topic. And Purdue. Brace yourself for some taunting, Purdue fans. It's a barber shop – and Slick CutZ owner Ricky Davis went to IU.

"Boiler down," Davis barks at a Purdue grad nearby.

"Boiler up," the Purdue grad answers.

"Banner up," Davis says, and now everyone is giggling inside Slick CutZ on 86th Street, giggling and looking at the photos on the walls. The photos are of athletes from Purdue and Indiana, and they're signed. Lots of these athletes were here on 86th Street to get groomed, and if they couldn't come to 86th Street, that's fine – 86th Street can come to them.

Every Wednesday, Ricky "Slick" Davis goes to Bloomington to cut the Hoosiers' hair. IU star Yogi Ferrell is a client. Sits down in the chair and shows Davis a 2-year-old iPhone selfie and says, "Like this." Troy Williams and James Blackmon Jr. are clients. Robert Johnson. More.

Every Thursday, Slick goes to West Lafayette to cut the Boilermakers' hair. Kendall Stephens and Rapheal Davis. Jon Octeus, back in the day. Basil Smotherman. More.

Ricky Davis, 26, is a lifelong IU fan. He grew up hating Purdue, but he has a few more weeks to endure as, gulp, a fan of the Boilermakers. See, Purdue captain Rapheal Davis is Slick's brother.

Makes for some interesting conversations in that chair. The Big Ten tournament is this week in Indianapolis, and Purdue and Indiana are bearing down on a potential semifinal meeting on Saturday at Bankers Life Fieldhouse.

Ricky "Slick" Davis? The IU fan with the brother at Purdue? He can't lose. Or maybe he can't win.

"Either way," he says, "I'm going to hear about it."

The first time he heard about it, Ricky Davis was holding a walkie-talkie. Radios, they're called these days. Rovers. Whatever they are, Ricky was carrying one through the hallways of Bankers Life Fieldhouse when his boss barked through the static: "Ricky! What are you doing in a Purdue uniform?"

This was a few years ago, the 2012 Crossroads Classic. Indiana played Butler that day, losing at the buzzer. Purdue lost to Notre Dame. In 2012 Rapheal Davis was a freshman at Purdue, and before tipoff he was skipping rope outside the Purdue locker room. IU assistant athletic director Earleston Bean walked past and did a double-take.

Is that ... Ricky? In a Purdue jersey?

They look alike, Ricky and Rapheal. Just three years apart, both former star athletes from Fort Wayne. Brothers. Ricky Davis was an intern in 2012 in the IU athletic department, working for Bean in event management. His job that day at the Crossroads Classic was getting the bench area ready for the Hoosiers – towels, water cups, the usual. He'd never told Bean or anyone else at IU that Purdue freshman Rapheal Davis was his brother.

Ricky Davis was ashamed. Well, sort of. He never wanted his brother to play for Purdue.

"I hated Purdue," Ricky is telling me inside Slick CutZ as he sweeps hair clippings off the floor.

You try to talk him out of attending Purdue?

"By the time I found out he committed (to Matt Painter)," Ricky says, "it was too late. He was committed!"

We're standing in Slick CutZ, and we're not alone. The Purdue grad speaks up.

"Boiler up!" says Ray Davis, no relation to Ricky, and a traitor to boot. Well, that's Ricky's word for Ray, one of his employees at Slick CutZ. Ricky met Ray Davis when they were cutting hair for cash as students at IU – before Ray transferred to Purdue.

"Traitor," Ricky says, shaking his head.

Ray Davis is laughing. So is the third employee at Slick CutZ, Jailyn Oakley, who referees the IU guy and the Purdue guy when they're not busy cutting hair. And most days, they're pretty busy. Slick CutZ celebrated its one-year anniversary last month, and business is good. Slick has been flown around the country by rich clients, and he cuts the hair of R&B artist Ray J and rapper Lil George when they're in town.

But athletes from IU and Purdue dominate the interior of Slick CutZ. Signed pictures fill two walls. A third is an autograph wall, and it's a sea of basketball and football names from the state's two Big Ten schools. James Blackmon. Tevin Coleman. Danny Ezechukwu.

Ricky Davis sees me looking at the names and lifts the broom. Using the handle, he points to a word written in flourishing penmanship: Yogi Ferrell. He lifts the handle higher and taps another name: Rapheal Davis.

Ricky is smiling. Indiana and Purdue, both in Indianapolis competing for the Big Ten title? He won't have to go far this week to make a few extra bucks.

Ricky Davis turned down college football to cut hair. That's a true story. He was a linebacker at Fort Wayne South Side, getting looks for the

next level. Smaller schools, nothing in Division I. Ricky Davis wanted to play football, but he wanted to cut hair more.

So he went to IU. Got a job at Razors Image Barbershop in Bloomington. Cut hair through-out college. He'd already graduated from barber school, pretty much the same day he graduated from high school, after starting barber school at age 16. Cutting hair was his future starting that day in middle school when a barber butchered the line in his hair, leaving Ricky Davis mortified and grabbing some clippers and looking into the mirror and fixing the line himself.

"Turns out, I loved it," he says. "I saw how a good haircut can change your whole day. I wanted to do that."

But first, college. Richard and Monick Davis insisted. They're into education, the parents of Ricky and Rapheal. Richard played football and basketball at John Marshall, graduated in 1984, then played football at Indiana State. Monick Davis is a nurse with a master's degree, and she's back in school for her Ph.D. They had a rule for Ricky, same as for Rapheal: Keep your grades above a "B" average, or you can't play.

Ricky, he had a rule too: "I wasn't going to play on the scout team," he says. He was a one-way player for South Side High School, defense only, and Tuesdays and Thursdays were offense days. Guys like Ricky, guys who didn't play offense, had to fill out the scout team.

Ricky took those days off and went to barber school. He saved his money at IU, cutting hair at Razors Image, and used that as a down payment to open Slick CutZ in the corner of a strip mall, between 86th Street Pub and Ariel's Aromatherapy.

This week he'll cut Yogi's hair before the Big Ten tournament. He'll cut the hair of James Blackmon and Troy Williams, and tease them about Purdue. Ray Davis will cut Robert Johnson's hair, and he'll tease the IU guard about Purdue.

Ricky cuts Rapheal's hair. Doesn't charge his baby brother anything, and never has. Dad insisted on that. Ricky, the IU grad who bleeds Indiana red but roots for his brother at all times – even when his brother is playing against, gulp, Indiana – thinks it's time for his brother to pay up.

"Free ticket to the Big Ten tournament," Ricky Davis says. "You'd think I could get that. But, nope."

What do you expect, you IU grad? Boiler up, and all that.

Purdue seniors share bond with Matt Painter

Nathan Baird | Lafayette Journal & Courier | March 5, 2016

Rapheal Davis came to Purdue mature beyond his years and ready to work for basketball success.

He brought along AAU teammate A.J. Hammons, whose 7-foot frame overflowed with talent but lacked discipline and structure.

Both saw the lowest point of coach Matt Painter's tenure — consecutive losing seasons that included a last-place finish in the Big Ten. Both also contributed to the Boilermakers' rise to their current No. 15 ranking. Davis set a tone of accountability and grew into a dynamic player. Hammons established himself as a promising centerpiece before maturing into a consistent force.

Those closest to the Purdue program see the relationship Davis and Hammons shared with Painter as central to that development. Whenever Purdue's season ends, both players will take a special bond with their coach into the next phase of their lives.

"It's like going into practice with your family," Davis said. "He means a lot to me. He's helped me a lot of ways and he's going to continue to help me a lot of ways when I'm done at Purdue, which is huge. He's been one of the most important people in my life."

Davis came to Purdue rich in social structure but lacking basketball structure. He had four high school coaches in four years at Fort Wayne South and LaLumiere School. As a freshman, basic basketball terminology and concepts, especially on the defensive end, sometimes went over his head.

Yet as a freshman, Davis also stepped into the role that would define his career even more than his Big Ten Defensive Player of the Year award.

As the Boilers slumped to a losing season — an unfamiliar position for a program that had played in six straight NCAA tournaments — Davis embraced one of Painter's most familiar mantras: "Winning has to be enough." He spent that first season constantly asking coaches how he could help solve the downturn.

"It means a little bit more to coach because it is Purdue," director of basketball operations Elliot Bloom said. "When he finds out it means that much in another guy, there's a certain common bond there, probably. No doubt it means that much to Ray. Every coach can get behind players like that. That's easy."

"I can remember him saying one time, 'Look, nobody likes losing. This is miserable. What can I do? I'll do anything, just tell me. If you get 15 guys like that, you're in business.'"

Davis didn't become a consistent contributor at both ends of the floor until his junior season. Yet when asked about the guard's role prior to that transformation, Painter always referred back to Davis' work ethic and commitment. He backed up that confidence with authority midway through Davis' sophomore year by naming him a team captain.

"People think coaches don't have favorites," Painter said. "Coaches do have favorites. They just do. My guys are guys who do what they're supposed to. Here's a guy who doesn't get in trouble, does the right things, goes to class, works hard, puts time in on his game."

"It's something players either get or don't get. Sometimes guys have physical skills that are just as good, but you don't trust them. Ray is a guy you trust. That doesn't get handed out at the door."

Trust works both ways. Davis' parents, Richard and Monick, raised him in a strict environment of accountability. He admits he looked for the same thing in a program, and a coach.

Davis was only a freshman in high school when he committed to Purdue. It's more than his eight-year connection to the program that leads Davis to refer to Painter and the rest of the coaching staff as "family."

"He treats me like I'm his nephew or something like that," Davis said. "He always looked out for us, always told us the truth, which is one thing I have 100 percent respect for. He's someone who's never lied to me, never sold me a dream that wasn't true, never tried to place me in a position where he knew I wasn't."

"Coach reminds me a lot of my dad in his honest ways and his toughness."

Davis said he told the coaches they were in for a unique experience with the enigmatic Hammons, who grew up in Gary, went to high school in Carmel and spent a year in prep school at Oak Hill Academy in Virginia. The same could be said for what Hammons was about to experience as a Boilermaker.

Purdue head coach Matt Painter watches A.J. Hammons

Purdue head coach Matt Painter watches A.J. Hammons during practice Oct. 22, 2012, at Mackey Arena. (Photo: Michael Heinz/Journal & Courier)

Hammons said his previous coaches provided the same structure. Yet from eating habits to workout approach to punctuality, Hammons clearly had some growing up to do when he reached Purdue.

Where Davis never stepped out of line, Hammons felt Painter's discipline. He was suspended for the two exhibition games and the season opener as a freshman. He began this season on the bench while fulfilling unspecified obligations, sitting out the controlled scrimmage, exhibition game and first two regular-season contests.

Painter said the coaching staff went in with eyes wide open as to the challenges of Hammons' development.

"A.J. came in as a guy whose habits weren't there," Painter said. "His day-to-day practice habits, working on his game, getting better — those things weren't there. We were tough on him at times. We were going at it every single day because going at it every day made him a better player."

"He would always get up for games. The last year and a half he's done a better job preparing himself through practice. Both have improved immensely and he kept getting better and better through the years."

Scoring or not, Purdue Rapheal Davis makes impact

Pete DiPrimio | Fort Wayne News-Sentinel | February 25, 2015

Rapheal Davis might have lost his offensive way recently, but if you think he's lost his impact, Purdue coach Matt Painter has some news for you:

Get a clue.

While some of the buzz approaching Saturday's key Big Ten home game against No. 10 Maryland centers on the fact the Boilers' senior guard didn't score in last weekend's loss at Indiana, and that he's scored just six total points in his last three games, consider his rock-solid defense has remained ... Rock solid.

Davis, the defending Big Ten defensive player of the year, defended a variety of Hoosiers last Saturday, including standout point guard Yogi Ferrell in the second half. He was a big reason why Ferrell scored just four of his 18 points in the final 20 minutes, and two of those points likely shouldn't have counted.

"The other night at Indiana in the half court, he didn't give up a point," Painter said. "He did a couple of things in transition where he didn't make the right decisions, but he didn't give up a basket. When you play 34 minutes against the guards that Indiana puts out there, that's doing your job on the defensive end."

Davis had a strong offensive start to the season, scoring in double figures in four of his first five games before a knee injury sidelined him for four games.

The former South Side standout came back to score in double figures in his next two games, then had just two points in a loss to Butler at Indianapolis' Bankers Life Fieldhouse.

Since then Davis has struggled to score on the road (often true for many players), which is why his average has dropped to 8.8 points, basically two points less than last season.

"He's been pretty productive offensively at home," Painter said. "Not every game, but when you look at it in general as far as his numbers on the road and at home.

"Any time you have that discrepancy it's trying to get something positive to start the game. I think that's more important

than anything for him, especially on the road. You want to get something positive -- get a layup, make sure you take wide-open shots. Get something solid at the start."

Davis certainly did that in the overtime victory over Michigan State at Mackey Arena earlier this month. He hit his first five three-point attempts, and finished with six while scoring a season-high 24 points.

Davis hasn't made a three-pointer in the three games to follow. Overall he's had 12 games where he's scored in double figures, but only three in his last nine games. He's had nine games of six or fewer points, three where he hasn't scored at all.

Painter said the key for Davis is to keep taking good shots.

"It's decision making. Sometimes it's not there for you. If it's not there, that's not that big of a deal, but you can't be counter-productive by trying to force things."

Painter said they've tried to run plays for Davis as well as create scenarios where Davis can score within the flow of the game.

"That's worked at times. At other times, it hasn't."

As far as assessing Davis's overall season, Painter said, "He's had a good season. He had a setback with his injury. I don't think he's as athletic as he was before, but he's getting better. That affects you more mentally than physically.

"He never talks about it or makes an excuse. He's been a great leader. Whenever things don't go our way, he's part of the solution. He wants Purdue to do well. He's not a frontrunner. When issues come up, he owns his mistakes and corrects his mistakes. That's what winners do. From that standpoint, that helps our culture more than scoring points and stopping people from scoring."

Painter also provided clarification on the goal-tend call on center A.J. Hammons at the end of the Indiana game. The Hoosiers led 75-73 in the closing seconds. IU point guard Yogi Ferrell had the ball with the shot clock winding down. He drove to the basket. Hammons moved over to block the shot. As he did, Hammons' arm brushed

the rim, causing it to vibrate. He then blocked the shot before it hit the backboard, which should have been a good block.

Instead, official Ted Valentine ruled it was goal tending, meaning the basket was good. That gave IU a 77-73 lead with six seconds left. That was the final score.

Painter said the fact Hammons hit the rim had no bearing on the play.

"Any time the net or rim gets hit, the ball must be sitting on the rim or it must be in the cylinder, which is the imaginary halo from the rim to the ceiling."

Neither of those scenarios were true in this case.

"When he hit the rim going to the ball," Painter said, "now it's a regular goal-tending call. Does the ball hit the backboard first? No. Is the ball on the way down? No. "It was one of those judgement calls. It was close, but it definitely was not goal tending. The ball was still on the way up and it hadn't hit the backboard.

"The thing for us, at that time, we had fought back to get it to that possession. Now we needed to get that stop. If we get that stop, we would take it in transition. If the shot clock doesn't go off, either (Purdue guards Dakota Mathias or P.J. Thompson) is getting it.

"Three things are happening -- either Dakota is getting it, PJ is getting it or, the shot clock goes off and we have the ball on the side. If clock doesn't go off, we'd go in transition. That's what you want to be able to do.

"A lot of their guys were buried to the baseline. We had a couple of guys out. I think Rapheal Davis was seeing everything. It would have been an interesting finish, getting the ball to Ray on the run, and just attacking in transition.

"It's unfortunate that we didn't get that call."

"We just kept trying to shoot ourselves to paradise," Painter said, "and we shot ourselves out of the game."

For Purdue big men, size is about balance

Nathan Baird | Lafayette Journal & Courier | February 24, 2015

On most nights, the biggest college basketball frontcourt in America wears Purdue on the front of its jerseys.

A.J. Hammons, Isaac Haas and Caleb Swanigan bring an intimidating presence and sheer physical force to the game. Only one team has outrebounded the Boilermakers this season, and attacking the paint is a hazardous proposition.

Yet each of those players has, at some point in his career, been too big for his own good. Each of them seeks a tricky balance — large enough to hold their ground or move opponents under the basket, but agile enough to run the floor and make athletic moves.

Purdue assistant coach Brandon Brantley said he has “burned that candle at both ends.” The 6-foot-8 power forward routinely gave up 30-50 pounds to opposing big men during his Boilermaker playing career.

As such, he’d rather Purdue’s post players be the ones doing the pushing around. However, the game has changed, and Brantley said assistant sports performance director Josh Bonhotal has helped the big men find that equilibrium.

“When you look at the NBA now, the days of guys like Bob Lanier and Mark Eaton, they’re gone,” Brantley said. “Big guys are mobile and they can move and they can guard guys on the perimeter. Josh understands that, and I think that’s where he’s gotten our guys.”

Bonhotal’s computer files on each player include photos from throughout their careers.

Hammons is easily recognizable from his freshman photo — except maybe for his love handles. The 7-footer weighed 278 pounds back then.

“He was a fat kid,” Bonhotal said.

Hammons and former Purdue forward Jay Simpson were partners in crime in the dining hall. Hammons said they used to “smash out,” loading up multiple plates of food without much thought to nutritional content.

Bonhotal said his former assistant, Gary Christopher, was assigned to go to breakfast, lunch and dinner with the duo, five days a week. It didn’t completely curtail their habits. Hammons admits late-night meals outside of that supervision still occurred. However, it started Hammons on an important trajectory.

The senior returned from a month of workouts in Houston this summer at 248 pounds — too light, by his standards.

“I always wanted to be 260, because 250 is like LeBron (James),” Hammons said. “I feel you get moved a lot, which you do, but it helps with your quickness. I’d rather stay between 255-260. That’s what my ideal weight is.”

As Hammons’ physique improved, so did his consistency. He was a second-team All-Big Ten Conference performer last season and a preseason first-team pick this season. Opposing coaches have consistently noted his increased energy and impact on games at both ends.

Hammons took control of his development in part by taking control of his weight, and his lifestyle.

“When you can step up and eat the right things, eating fish instead of McDonald’s or something like that, it’s great for you,” said senior captain Rapheal Davis, also a former AAU teammate of Hammons. “It shows you’re growing up and shows you want to better yourself and do it for the team.”

“He’s lost a lot of weight and is still in great shape. He’s playing hard. Doing the right things off the court is helping him have energy on the court.”

Haas showed up as a freshman two summers ago believing he needed to get even larger than his already imposing 7-foot-2, 315-pound figure.

Even before struggling to complete the mandatory six-minute mile, Haas began to realize he’d been thinking backward. By the end of a freshman season that included bouts of fatigue-related lapses and diminished stamina, Haas was determined to go in the other direction.

Haas was down to 285 at the start of the season, and said last week gaining muscle had pushed him back to the low 290s.

“You can definitely see on the court how much better I’m running and how I’m not getting near as tired as I was,” Haas said. “I’m being more active on defense and being more vocal and not letting fatigue set in and affect how I play.”

Sophomore guard P.J. Thompson complimented Haas’ self-discipline. He’s seen the Alabama native making good choices when out to eat, or preparing the pasta and vegetables recommended by Bonhotal.

Believe it or not, one of his best examples in that regard turned out to be Hammons, the man who once needed a chaperone for his meals.

“He doesn’t really say anything to me; he knows I know what I need to do,” Haas said. “It’s more about self-accountability in that sense. He does a good job of eating salads, not really loading down on carbs, not really loading down on proteins.

“It gives you a well-oiled engine almost in that aspect and I would say he’s been a big influence in that just by example of how to eat right and how to get my body feeling good.”

No Purdue player knows the weight battle better than Swanigan, who as a 6-2, 360-pound eighth-grader earned the nickname “Biggie.”

That was before he lived with his now-adoptive father, former Purdue athlete Roosevelt Barnes, whose guidance and discipline helped Swanigan lose more than 100 pounds over the next four years.

During that time, Swanigan blossomed into one of the top basketball recruits in the country. The 6-9 power forward plays at 250 pounds today.

Swanigan routinely shows up to pre-practice interviews already drenched in sweat. He lifts weights but also hits the Stair-Master, an example of his diligence about keeping his weight in check.

"I already do extra cardio and stuff like that," Swanigan said. "When you're on the road it will change your routine a little bit, so you've got to combat that and try to stay down."

Actually, Swanigan wants to drop another 10 pounds in the offseason. However, it has to be the right weight from the right places. He's a rebounding beast, leading the Big Ten Conference with 8.5 per game. In addition to his aggressive disposition in the paint, he's simply difficult to move.

Swanigan said he's still trying to get a feel for a body that's changing every day.

"Even if you lose five pounds, you can be a lot stronger person," Swanigan said. "It's about losing weight in the right spots and having a good base in your legs and your butt. It's about being stronger and cutting unnecessary weight off."

Then there's redshirt freshman Jacquil Taylor, who has the exact opposite challenge as his big-bodied teammates.

Taylor stands 6-10, but it's never been easy to keep weight on that frame. He arrived at Purdue in the summer of 2014 at a skinny 206 pounds. Eventually, he was shut down for the season with a foot injury, which had unintended physical benefits.

Unable to burn as many calories while he healed, Taylor bulked up to 240 by the start of this season. That triggered another adjustment. In the fall, Taylor said he felt like he was wearing a weight vest when he played.

Taylor consulted a nutritionist who recommended eating five to six times per day to maintain his new size.

"You definitely have to find a balance between being somewhat heavy and using your quickness and speed against guys who are a lot bigger," Taylor, currently out with a concussion, said earlier this season.

Just a number?

Scales are only one of Bonhotal's methods for measuring the big men. Electric timing systems, jumping mats — Bonhotal wants to quantify the athlete within the body, not just the body of the athlete.

How high can a player jump, and how quickly can he do it? Can they quickly do it on multiple attempts? What about side-

to-side movements? All of those questions are more important than the number on the scale.

"Where I feel I can give us an advantage is having that background and insight of doing draft evaluations with the Bulls," Bonhotal said. "There, we're breaking down from a physical perspective who these guys are and whether they're going to physically be successful at the NBA level."

"It's not just the weight but within that, how they move."

That's important for Hammons, Haas and Swanigan, all of whom have been mentioned as future NBA prospects.

Apparently, there are other benefits as well. For example, Hammons no longer has to hide those love handles.

"When I get the cuts, I'll show it off," Hammons said. "That's what I always wanted — to take my shirt off and show off."

Boilers show they can match toughness

Gregg Doyel | Indianapolis Star | February 9, 2016

This is the Purdue that will keep you up at night. Purdue fan, Purdue opponent, doesn't matter who you are. The Purdue that dominated No. 8 Michigan State for more than 25 minutes Tuesday night, then collapsed, then recovered, then won 82-81 in overtime?

Terrifying. In the best possible way. And maybe in some less flattering ways, too.

But for now, for today, this is a happy story for No. 18 Purdue. Its happiest story of the season. Probably its happiest story in several years, recent victories against Indiana notwithstanding. Those wins against IU — any wins against the Hoosiers — are huge, but in recent years they haven't portended anything as far as the NCAA tournament goes.

This one — this dominating, collapsing, recovering victory against Michigan State — portended all sorts of possible greatness.

The second-half collapse portended some weakness as well — "It would have been a devastating loss for us," Purdue coach Matt Painter was saying afterward — but that's what coaches do. They hold a diamond and study it for flaws.

Purdue fans, enjoy the gleam of a Purdue team that is so skilled it can beat Michigan State at the Spartans' own game — and so mentally tough it can recover when Michigan State responds. Which is another of the Spartans' own games, come to think of it. Michigan State does several things exceptionally well: It defends the 3-point arc at a 28.2 percent rate, fourth in the country. Its plus-12.8 rebounding margin is best in America. And every night the Spartans are stronger than whoever they're playing, stronger physically and stronger mentally. Above all else, that strength, that toughness, is the hallmark of a Tom Izzo team.

And on Tuesday night, Purdue was better at every facet. Shot 3s. Rebounded. And was the tougher team when the game was there for the taking. Michigan State would have liked to win, but Purdue had to win. So Purdue took it.

"Tonight the better team won," Izzo said. "I can accept that."

Purdue was the better team because it had two of the best three players on the floor. Michigan State had Denzel Valentine, on pace to become the first college player since 1996 to average at least 17 points, seven rebounds and six assists, and Tuesday he had 27 points,

eight rebounds and 10 assists. He was the best player on the court, as he has been all season.

But both of the next best players played for Purdue. One of them was no surprise. A.J. Hammons, you know? He's a pro. He'll play in the NBA for a decade. He's been Purdue's best player for years, and on Tuesday night he had 19 points, 13 rebounds and eight blocked shots. He was sensational.

But the other guy, the other Purdue player who dominated this game — gave the Boilermakers a huge lead early, then made the winning play late — was Rapheal Davis.

You know Davis. Senior from Fort Wayne, been around forever, plays great defense. Nice player at the offensive end. Serviceable.

Tuesday, he was unstoppable. Davis scored a career-high 24 points, 19 in the first half when he was outscoring the Spartans by himself for most of the half.

"Give Davis credit," Izzo said. "The guy's shooting 29 percent (on 3-pointers for the season) and hits 5-of-5 in the first half. That's what tough guys do. They make plays. I've loved that guy his whole career here. He's a tough kid."

The Spartans didn't pull ahead of Davis until scoring their 20th point late in the first half, and all that did was get them within 34-20 of the Boilermakers. Then it was 48-30.

And then it was Iowa all over again.

Purdue fans remember Iowa. The game here, at Mackey Arena, in January. The night Purdue legend Rick Mount returned from his personal exile. Special night, emotional night, and the Boilermakers rode that emotion to a huge first half and led Iowa by 19 points, then ... fizzled. Iowa pressed Purdue into oblivion in the second half and won going away, 80-73.

That game raised a delicate issue about Purdue: This team is bigger than everybody it plays, but is it tough enough to beat really good teams? Future games suggested: No. Purdue already had lost to Butler. Then came losses to Maryland and Iowa (again) and even a disillusioning loss to Illinois. Purdue has all this size, all those shooters, all that coaching, but when's Purdue going to beat somebody?

Tuesday night.

And Rapheal Davis, after cooling off in the second half — he was 1-for-12 from the floor after the first half — made the game-winning shot. It was a free throw with 4.6 seconds left for the winning margin.

"That was an unbelievable feeling," Davis said. "I've been telling these guys since the summer I want to beat Michigan State. I've never beaten Michigan State. Playing Michigan State is like playing IU to me. It's more than playing IU to me."

Why? The Spartans had won seven straight games against Purdue, six by double-figure margins. That's what happens when one team is consistently stronger than another, and Michigan State has been stronger than Purdue for years.

But Tuesday night, after coughing up every bit of an 18-point lead, then finding itself down 72-68 with 1:59 left, Purdue responded. Caleb Swanigan, a former Michigan State recruit whose day was mostly a lost cause — eight points, four rebounds, six turnovers — scored on consecutive possessions to tie the game at 72, and Purdue's defense forced overtime.

There, the Boilermakers were in control. They never trailed; they scored on almost every possession, and when the Spartans tied the game at 81 on a Valentine bucket with 10 seconds left, Rapheal Davis made a play. He forced a foul on Valentine by squeezing him close to a screen by Hammons and hit the first free throw. Hammons rebounded his miss on the second, and the clock ran out.

Purdue beat somebody. And not just somebody, but Michigan State, the team that had tormented the Boilermakers for years.

"It shows we're a tough team," Davis said. "We don't get quit. We don't wilt."

A Purdue team with all that size, all those shooters, all that coaching — and all this toughness? Be scared, whoever plays Purdue in the future. Be very scared.

Purdue's Edwards settling into identity

Nathan Baird | Lafayette Journal & Courier | January 23, 2016

Purdue sophomore Vince Edwards let it slip in an interview after Monday's win at Rutgers, so nonchalant one almost didn't notice it.

The 6-foot-8, 225-pound Edwards, listed as a forward on the roster, referred to "us guards" in response to a question.

Asked about that answer later, Edwards said he could just as easily say "us forwards" or "us bigs." He wears a lot of hats offensively — slashing and floating into the lane, driving for dunks, popping the occasional 3-pointer. Don't forget: he also shares the team assists lead with point guard P.J. Thompson.

"It sounds like a tough job," Edwards said, "but it's really not that tough of a job when you're going hard and playing hard and having fun."

Edwards recently began bringing a more confident energy to the floor. As a result, things are seemingly coming to him more easily. He's averaging 11 points and more than two offensive rebounds over 23.9 minutes per night in Big Ten Conference play.

Is the versatile Ohio native's production on the verge of catching up to his promise? Iowa coach Fran McCaffery, preparing to face the Boilermakers for the second time, believes so. He said Friday that Edwards is "becoming an elite player in the league."

"He's only a sophomore, but he's playing like a veteran," McCaffery said. "What he's figured out is there are a lot of great aspects to that team. He is a valuable piece of it, and he's a different piece than some of the other guys, and I think that makes him even more valuable."

Purdue's sophomore guard on how the Boilermakers must be better in Sunday's rematch with Iowa. Nathan Baird/Journal & Courier

Edwards was one of many Boilermakers disappointed in himself after an 84-70 loss at Illinois on Jan. 10. In foul trouble for the second straight game, he made 3 of 8 shots from the field in a season-low 16 minutes.

In retrospect, that night might have been a catalyst.

"When you have games like the one we had against Illinois, guys kind of look themselves in the mirror," point guard Johnny Hill said. "I think he probably did that. He looked himself in the mirror and said, 'I need to help my team out a little bit more.'"

"He's been starting off games for us tremendous. I think it will just continue to keep going as his confidence continues to build."

Edwards responded by setting an assertive tone early against Penn State en route to a season-high 19 points. He kept it going five days later at Rutgers, leading in transition from the wing and taking confident angles to the rim for 12 points and eight rebounds before halftime.

Edwards couldn't hit even wide-open perimeter looks against Ohio State on Thursday. Yet he kept taking them, more evidence for Purdue coach Matt Painter that his message is getting across.

"He's starting to figure out about picking his spots, but also picking his spots after he misses two or three," Painter said. "When you take good shots and you miss them, you've got to stick with it."

"Sometimes when guys miss two or three shots and they're not high-volume shooters, they back up a little bit and they won't be quite as aggressive. I try to encourage with his skill set. I still want him to be aggressive."

Purdue's senior guard looks ahead to Sunday's rematch with Iowa. Nathan Baird/Journal & Courier

Edwards was, if not a non-factor, certainly a diminished one in some of Purdue's biggest games earlier this season. A two-point performance against Old Dominion. The 2-for-11 shooting and six turnovers against New Mexico. Four quiet points against Vanderbilt.

It's fair to consider the first half of the season a period of adjustment for Edwards. After playing Purdue's 4 spot as a freshman largely out of necessity, the natural wing bumped over one spot to the 3. As much as he looked forward to the height and reach advantage over his defensive matchups, he was giving up the speed and agility advantage he'd used before.

Opportunities to "take one rip and get by," as Edwards describes it, are scarcer.

Then there's the other adjustment. How does one walk the fine line between staying aggressive and finding his shot while also following the mandate to first and foremost get the ball to big men A.J. Hammons, Isaac Haas and Caleb Swanigan?

Painter acknowledges it's his voice in the back of his players' minds, harping on them to get the ball inside. Edwards (an excellent and unselfish passer) says it's not an either-or proposition. It's a matter of being ready to capitalize on an opening and keeping the ball moving if one doesn't materialize.

And occasionally, when an opportunity doesn't naturally emerge, Painter will draw one up for his not-that-small forward — or whatever Edwards wants to call himself.

"I'm learning how to mix it all together, and it's slowly but surely coming to me," Edwards said.

On team of giants, look close for Purdue's X-factor

Gregg Doyel | Indy Star | January 22, 2016

One after another, Purdue teammates gave P.J. Thompson love. He's a little guy, tiny on a team of giants, so this is how they showed the little guy their affection after Purdue's 75-64 victory Thursday night against Ohio State:

Vince Edwards palmed the 5-10 Thompson's head and pulled it into his sternum. Johnny Hill draped an arm around Thompson's shoulders, leaned down to speak into his ear, and hooted something unintelligibly happy. Seven-foot A.J. Hammons bent down, way down, to bump fists.

What happened Thursday night – P.J. Thompson dominating a game – doesn't happen all that often. He's the steadiest player on the Purdue team, steady in a statistical way that, honestly, I've never seen before. More on that in a minute.

Most nights, Thompson does the basic stuff. OK, the boring stuff. He passes the ball to his team, not their team. He moves. He defends. You will not see him on "SportsCenter."

For one night, though, he belonged there. The night was Thursday. The opponent was Ohio State. The love from his teammates, the affection and appreciation, was palpable. As well it should have been.

Because P.J. Thompson won this game for Purdue.

The stat sheet won't say it, not quite, but that's OK. Ohio State coach Thad Matta said it.

"He was probably the difference, honestly," Matta said.

Thompson scored 12 points, and needed just three shots from the field to get them. He had one assist and no turnovers. Three steals. Took six free throws, made six free throws. Those are the statistics, and they tell some of the story. Just not enough of it.

The stats won't show you what happened in the second half, when Ohio State brought 3-point sniper Kam Williams off the bench and Purdue countered with P.J. Thompson. Thompson made the sniper disappear. In the first half, Williams scored 14 points in 10 minutes. He took five 3-pointers and made four of them.

P.J. Thompson didn't guard him in the first half.

Thompson took him in the second, and Kam Williams disappeared. This was no magic trick, just hard work. Thompson managed to climb inside Williams' shirt without actually touching him. Forget shooting the ball. Williams couldn't touch it.

Once Williams had been neutralized, Thompson slid over to Ohio State's freshman star, JaQuan Lyle. That's an interesting thing. Lyle is an Evansville native, and he and Thompson were AAU teammates for a time on the Spiece Indy Heat.

Lyle is the reigning Big Ten Freshman of the Week, fresh off a triple-double against Rutgers. Thompson is the 5-10 bloodhound from Brebeuf Jesuit. He averages 5.8 points per game.

After shutting down Kam Williams, Thompson ate up JaQuan Lyle. The OSU freshman finished with two points, no rebounds, two assists and four turnovers. Thompson didn't do all of that, but he did some of it. And he did all of this one play late in the game, with Purdue clinging to a 64-61 lead and Lyle bringing the ball up the court and Thompson knowing what Lyle was going to do before Lyle did it.

"I know his game pretty well," Thompson said of Lyle. "He was dribbling with his left, spinning, and he didn't bring the ball with him – he left it out. I knew if he spun like that again, I'd be able to get it."

With 2:19 to play and Purdue clinging to a 64-61 lead, Lyle spun like that again.

Thompson got it.

The steal by Thompson resulted in two free throws by Vince Edwards for a 66-61 Purdue lead.

Next time down the floor, Thompson hit a 3-pointer. The score was 69-61. A minute remained. The game was over.

"P.J. stepped up big time for us," Edwards said.

Stepping up isn't what he normally does. Big shots? P.J. Thompson isn't the guy who takes them. Not normally. Before Thursday's game, he was ninth on the team in scoring, and with his 5.4 ppg in 21.2 minutes then, he was last – literally, last – in points per minute. Behind even walk-on Stephen Toyra, who has six points in 22 minutes all season.

Steady? That's what Thompson normally does. And he does it better than anyone I've ever seen. In 25 years around college basketball, I've never seen a college player with more than five times as many assists as turnovers.

"Two or three (assists per turnover) is really good," Thompson was telling me after the game. "I don't know what I'm at, but it's pretty good."

You're at 5½-to-1, I told him. You have 55 assists and 10 turnovers. You have twice as many steals (20) as turnovers. I've never seen anyone do that.

P.J. Thompson is laughing softly.

"People try to tell me those numbers, but I don't listen," he says. "As long as I do my job and we're winning games, that's all that matters."

Well, on Thursday night they won in part because he didn't do his job. Not on the biggest play of the game. Purdue had trailed most of the night, but with Thompson vaporizing Kam Williams – who didn't score in the second half – and then finding Ryan Cline of Carmel for a 3-pointer and then hitting two free throws of his own, Purdue had its biggest lead of the night at 57-54.

Then Purdue's Rapheal Davis was missing an easy shot and Hammons was rebounding and missing an easier one, and Hammons had the ball again and was passing it to Thompson behind the 3-point arc.

On the left elbow, two Ohio State defenders were converging on Thompson. In the left corner, Ryan Cline was alone. On the bench, Purdue coach Matt Painter was yelling at Thompson to pass the ball to his left, to Cline.

Thompson looked to his right. Someone for Purdue was there.

"I don't know who it was," Thompson was saying after the game, sharing a podium with Caleb Swanigan (10 points, 10 rebounds) and Vince Edwards (12 points, seven rebounds).

"It was me," Edwards said.

"Was it you? OK, Vino was to my right," Thompson said. "I kind of ball-faked to my right and (both defenders) went to him. I just stepped into it and knocked (the shot) down."

Purdue led by six, its biggest lead of the night until Thompson hit his other 3-pointer, opening the lead to eight. This game was over, and P.J. Thompson had done it, and teammates flooded the floor to find the smallest player on the court and lean down, way down, to tap him affectionately on his head.



2016 NCAA DIVISION I MEN'S BASKETBALL CHAMPIONSHIP BRACKET

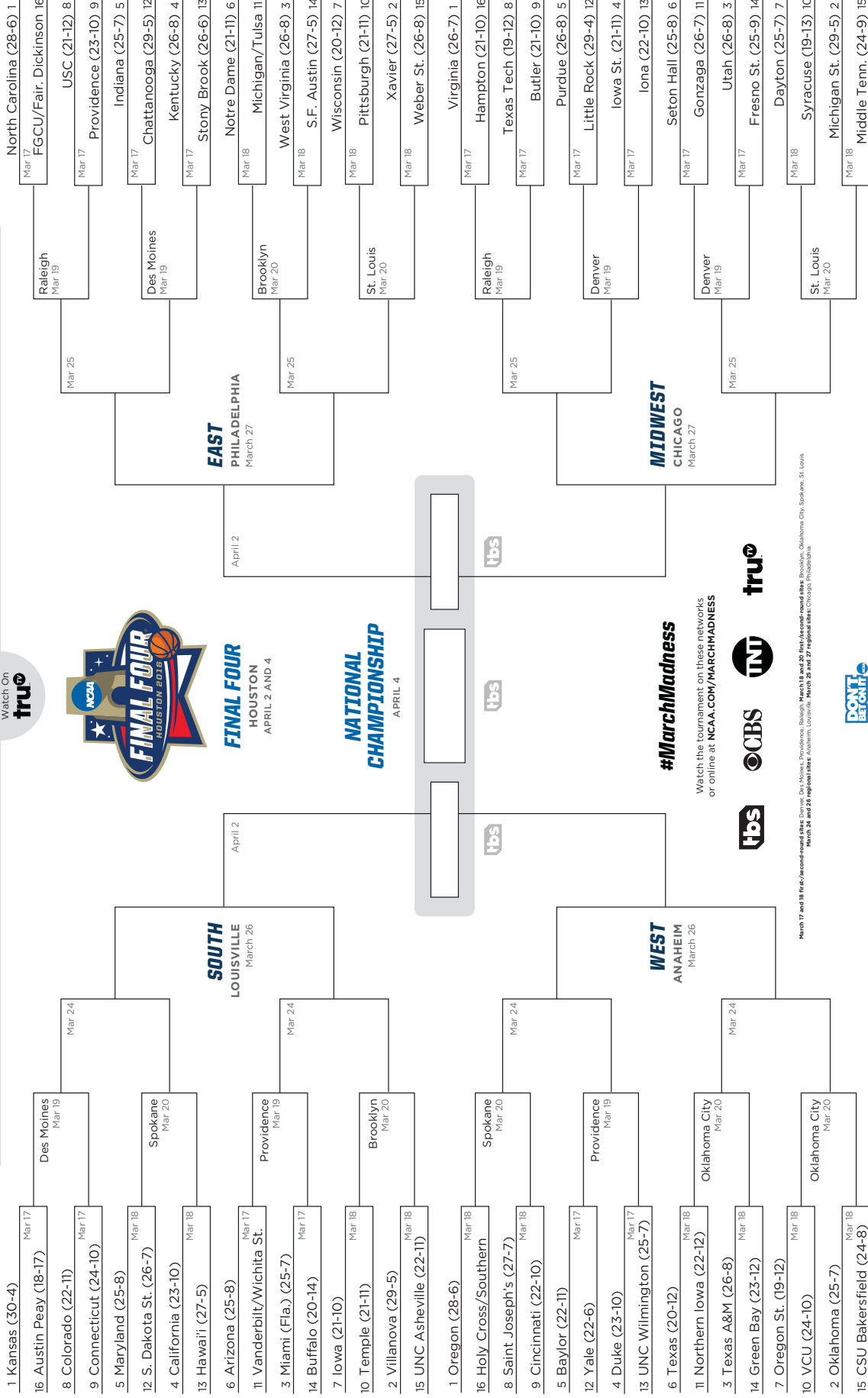
PRESENTED BY
Reese's
Official Candy Partner of the NCAA

First Round MARCH 17-18	Second Round MARCH 19-20	Regional Semifinals MARCH 24-25	Regional Finals MARCH 26-27	National Semifinals APRIL 2	Regional Semifinals MARCH 24-25	Second Round MARCH 19-20	First Round MARCH 17-18
----------------------------	-----------------------------	---------------------------------------	-----------------------------------	-----------------------------------	---------------------------------------	-----------------------------	----------------------------

FIRST FOUR

11 Vanderbilt (19-13) Mar 15	16 Fla. Gulf Coast (20-13) Mar 15	DAYTON MARCH 15-16	Michigan (22-12) 11 Mar 16	Holy Cross (14-19) 16 Mar 16
11 Wichita St. (24-8)	16 Fair. Dickinson (18-14)	E	Tulsa (20-11) 11	Southern (22-12) 16

Watch On
tru®



#MarchMadness

Watch the tournament on these networks
or online at NCAA.COM/MARCHMADNESS



March 17 and 18 first-round games: Denver, Des Moines, Providence, Raleigh, March 18 and 20 first-round games: Brooklyn, Oklahoma City, Spokane, St. Louis, March 19 and 20 second-round games: Anaheim, Louisville, March 20 and 21 regional semifinals: Chicago, Philadelphia



The NCAA approves all forms of sports wagering