




# PURDUE<sup>TM</sup>

## FOOTBALL

**PURDUE** ATHLETICS COMMUNICATIONS

Mackey Arena, Room 2235 / 900 John R. Wooden Dr. / West Lafayette, Ind. 47907



### GAME 12

#### Purdue vs. Indiana

Saturday, Nov. 28, 2015, Noon ET  
Ross-Ade Stadium (57,236)  
West Lafayette, Indiana

### THE BROADCASTS

#### TV: BTN

**Cory Provus**, Play-by-Play  
**Glen Mason**, Analyst  
**J Leman**, Sideline

#### RADIO: Purdue Sports Properties

**Tim Newton**, Play-by-Play  
**Pete Quinn**, Analyst  
**Kelly Kitchel**, Sideline  
**Rob Blackman**, Producer  
**Scott Fenstermaker**, Engineer

**SIRIUS**: Channel 135

**XM**: Channel 195

### SCHEDULE/RESULTS

Date	Opponent	TV	Result
Sept. 6	at Marshall	Fox Sports 1	L, 31-41
Sept. 12	Indiana State	ESPNews	W, 38-14
Sept. 19	Virginia Tech	ESPNU	L, 24-51
Sept. 26	Bowling Green	BTN	L, 28-35
Oct. 3	at No. 2 Michigan St.	ESPN2	L, 21-24
Oct. 10	Minnesota	ESPNU	L, 13-41
Oct. 17	at Wisconsin	BTN	L, 7-24
Oct. 31	Nebraska	ESPNU	W, 55-45
Nov. 7	Illinois	BTN	L, 14-48
Nov. 14	at No. 24 Northwestern	BTN	L, 14-21
Nov. 21	at No. 6 Iowa	ESPN2	L, 20-40
Nov. 28	Indiana	BTN	Noon

### ATHLETICS COMMUNICATIONS

**Assoc. Director, Football** ..... Matt Rector  
..... Rector@Purdue.edu  
..... 765-494-3196 (o); 765-237-1330 (c)  
**Asst. Director, Secondary FB** ..... Matt Staudt  
..... mstaudt@Purdue.edu  
..... 765-496-7842 (o); 765-414-1984 (c)  
**Website** ..... PurdueSports.com  
**Facebook** ..... Facebook.com/PurdueSports  
**Twitter** ..... @BoilerFootball  
**Instagram** ..... @BoilerFootball

## Purdue hosts the Bucket Game for first time since 2012

*The Boilermakers have won seven of the last eight home meetings.*

### THE GAME

- The Boilermakers host Indiana for the 118th meeting between the schools. It is the 63rd time the teams will play in West Lafayette and 44th in Ross-Ade Stadium.
- Purdue and Indiana battle for the Old Oaken Bucket and have done so since Nov. 21, 1925.
- Purdue leads the Bucket Series 58-29-3, and 28-14-2 in games played in West Lafayette.
- Purdue and Indiana began their series in 1891, with Purdue winning the first game 60-0. The rivalry has continued every year, except for 1895, 1896, 1903, 1906, 1907, 1918 and 1919.
- Saturday is senior day at Ross-Ade Stadium. The Boilermakers will honor 15 senior student-athletes who will play their final game in the Old Gold and Black.
- If Austin Appleby starts Saturday, due to an injury to David Blough at Iowa, he would be the first Purdue quarterback to start back-to-back Bucket games since Curtis Painter in 2007 and 2008.
- The Boilermakers look to end an Indiana two-game series winning streak for the sixth straight time.
- Purdue has won seven of the last eight meetings between the teams in Ross-Ade Stadium.
- Purdue will play its ninth noon game of the season, while Indiana is playing its third.
- Purdue head coach Darrell Hazell is looking for his first Bucket win.
- The Bucket game is the second trophy game of the season for the Boilermakers. Earlier this season, Purdue hosted Illinois for The Cannon.
- Saturday's game is the latest home game at Ross-Ade Stadium since the Boilermakers hosted Notre Dame on Dec. 1, 2001.

### TEAM COMPARISON



**Record** ..... 2-9 (1-6)  
**Conference** ..... Big Ten  
**Pts/Gm** ..... 24.1  
**Opp Pts/Gm** ..... 34.9  
**Rush Yds/Gm** ..... 129.6  
**Pass Yds/Gm** ..... 228.3  
**Total Def/Gm** ..... 440.1  
**Ret. Starters** ..... 16



**Record** ..... 5-6 (1-6)  
**Conference** ..... Big Ten  
**Pts/Gm** ..... 34.5  
**Opp Pts/Gm** ..... 37.2  
**Rush Yds/Gm** ..... 195.4  
**Pass Yds/Gm** ..... 280.1  
**Total Def/Gm** ..... 509.6  
**Ret. Starters** ..... 13

### 2015 STAT COMPARISON

**PASSING**  
**#12 Austin Appleby**  
83-150, 928 yds,  
6 TDs, 6 INTs

**RUSHING**  
**#8 Markell Jones**  
152 carries, 779 yds, 9 TD

**RECEIVING**  
**#7 DeAngelo Yancey**  
41 catches, 639 yds, 5 TD

**DEFENSE**  
**#3 Leroy Clark**  
78 tackles, 1 TFL, 2 INT, 8 PBU

**PASSING**  
**#7 Nate Sudfeld**  
201-332, 2,834 yds,  
20 TDs, 5 INTs

**RUSHING**  
**#8 Jordan Howard**  
196 carries, 1,213 yds, 9 TD

**RECEIVING**  
**#1 Simmie Cobbs Jr.**  
49 catches, 830 yds, 3 TD

**DEFENSE**  
**#44 Marcus Oliver**  
91 tackles, 5.5 TFL, 1.0 sack, INT, FR 4 FR

### THE SERIES

Purdue leads the series 72-39-6 The Hoosiers have won the last two in the series, though the Boilermakers won the last time the teams met in West Lafayette.

### POSTGAME MEDIA INFO

The Purdue locker room will remain closed following all football games. Media should request players through Matt Rector of the Purdue Athletics Communications staff during the fourth quarter.

Purdue head coach Darrell Hazell and four selected players will address the media in the media room, located across the street in Mackey Arena. Assistant coaches will not be available.





## MEDIA AVAILABILITY

<u>Monday</u>	<u>Tuesday</u>	<u>Wednesday</u>	<u>Thursday</u>	<u>Saturday</u>	<u>Sunday</u>	<u>Monday</u>
12:30 p.m. ET Head coach Darrell Hazell in his office in Mollenkopf (in-person only)	Noon - 12:45 ET Coach Hazell press conference and teleconference in All-American Dining Hall  1:20 Coach Hazell on B1G Conference Call  After Practice Requested assistant coaches and players (limit six players)	After Practice Coach Hazell and requested assistant coaches and players (limit six players)	No availability - Coach Hazell Radio Show at 6 p.m. at Puccini's  <b>Friday</b>  No availability	<b>GAME DAY</b> Noon ET Purdue vs. Indiana  Postgame Coach Hazell and four requested players in the media room	No availability	

## THIS DATE IN BOILERMAKER HISTORY

- Purdue is 2-1 all-time on Nov. 28.
- The Boilermakers have not played a game on that date since 1931, when Purdue defeated Northwestern at Soldier Field 7-0. Purdue was a Big Ten tri-champion that season.
- The 1931 contest was a "postseason" game played for charity as the United States was in the throes of the Great Depression. The game was played before 40,000 fans at Soldier Field in Chicago, and the Boilermakers won on an 11-yard touchdown run by halfback Jim Purvis that was set up by a 40-yard interception return by Fred Hecker. The 1931 team later was tabbed co-national champions by noted college football historian Parke Davis.
- Purdue also played Northwestern on Nov. 28 in 1901, a 10-5 loss.
- The first game on that date was in 1895, when the Boilermakers defeated Illinois 6-2.

## CONNECTING THE SCHOOLS

- Purdue redshirt freshman cornerback Antonio Blackmon, junior safety Evan Feichter and junior wide receiver Keenan Schon went to Bishop Dwenger High School in Fort Wayne, Indiana, as did Indiana freshman quarterback Mike Fiacable and redshirt freshman defender Ryan Watercutter.
- Purdue sophomore linebacker Ja'Whaun Bentley and Indiana freshman cornerback Tyler Green both attended DeMatha High School in Hyattsville, Maryland.
- Purdue junior linebacker Jimmy Herman, freshman punter Jake Herr and sophomore cornerback Race Johnson attended Carmel (Ind.) High School, as did as Indiana

sophomore wide receiver Danny Dunn, junior defensive tackle Shawn Heffern and freshman wide receiver Isaac James.

- Purdue freshman linebacker Tim Faison and Indiana sophomore safety Tony Fields both attended Amos P. Godby High School in Tallahassee, Florida.
- Purdue freshman running back Markell Jones and Indiana junior running back Andrew Wilson both attended Columbus (Ind.) East High School.
- Purdue freshman quarterback Aaron Banks and Indiana senior punter Erich Toth both attended Brebeuf Jesuit High School in Indianapolis.
- Purdue sophomore running back Keith Byars II and Indiana sophomore tight end Jordan Fuchs and redshirt freshman offensive lineman Tim Gardner all attended Milford Academy in New Berlin, New York.
- Purdue freshman wide receiver Malcolm Dotson, junior linebacker Evan Pulliam and freshman punter Joe Schopper attended Cathedral High School in Indianapolis, as did Indiana junior offensive lineman Jacob Bailey, senior tight end Anthony Corsaro and redshirt freshman linebacker Kyle Loechel.
- Purdue redshirt freshman safety Jacob Thieneman and Indiana junior wide receiver Mitchell Paige both attended Guerin Catholic High School in Noblesville, Indiana.
- Purdue redshirt freshman Lane Beeler running back and Indiana redshirt freshman kicker Jake Shake both attended McCutcheon High School in Lafayette, Indiana.
- Purdue junior defensive tackle Jake Replogle is the younger brother of

## THE DARRELL HAZELL FILE



Darrell Hazell was named the 35th head coach in Purdue football history on Dec. 5, 2012. He signed a six-year contract with the Boilermakers. Hazell is in his third year at

Purdue, after spending two seasons as the head coach at Kent State.

Hazell (HAY-zull) was named the 2012 Mid-American Conference Coach of the Year after leading Kent State to arguably its most successful season ever, with an 11-3 record and MAC East Division championship. The 11 wins set a school record.

Prior to his time at Kent State, Hazell spent seven seasons at Ohio State, where he served as an assistant head coach and wide receivers coach under Jim Tressel. Hazell has spent 28 years in the college coaching ranks, and has previous stints as Rutgers (2001-03), West Virginia (1999-2000), the U.S. Military Academy (1997-98), Western Michigan (1995-96), Pennsylvania (1992-94), Eastern Illinois (1988) and Oberlin (1986-87, 1989-91).

Hazell graduated in 1986 from Muskingum College with a B.A. in speech communications and business. He was a three-time all-conference selection as a wide receiver and an All-American as a senior.

A native of Cinnaminson, N.J., Hazell (born April 14, 1964) and Annmarie have a son, Kyle.

## HAZELL'S HEAD COACHING RECORD

Year	School	Overall	Conf.
2011	Kent State	5-7	4-4
2012	Kent State	11-3	8-0
2013	Purdue	1-11	0-8
2014	Purdue	3-9	1-7
2015	Purdue	2-9	1-6
Totals	Four+ Years	22-39	14-29



## PURDUE FOOTBALL QUICK FACTS

Location .....	West Lafayette, Ind.
Founded .....	May 6, 1869
Conference.....	Big Ten
Colors.....	Old Gold and Black
Nickname.....	Boilermakers
President.....	Mitchell E. Daniels Jr.
Athletics Director .....	Morgan J. Burke
First Season.....	1887
All-Time Record.....	598-543-48
All-Time Big Ten Record .....	322-380-32
First Team All-Americans .....	45 players, 51 times
First Team All-Big Ten .....	132 players, 171 times
Bowl Appearances .....	17
Bowl Wins .....	9
Head Coach.....	Darrell Hazell
Alma Mater.....	Muskingum, 1986
Career Record (Years).....	22-38 (Fifth)
Purdue Record (Years).....	6-28 (Third)
2014 Record.....	3-9
2014 Big Ten Record/Finish .....	1-7/Seventh (West)
2014 Bowl Game .....	None
2014 Bowl Result.....	N/A

## BIG TEN STANDINGS

School	WEST	
	Big Ten	Overall
Iowa	7-0	11-0
Northwestern	5-2	9-2
Wisconsin	5-2	8-3
Nebraska	3-4	5-6
Illinois	2-5	5-6
Minnesota	2-5	5-6
<b>Purdue</b>	<b>1-6</b>	<b>2-9</b>

School	EAST	
	Big Ten	Overall
Michigan State	6-1	10-1
Ohio State	6-1	10-1
Michigan	6-1	9-2
Penn State	4-3	7-4
Indiana	1-6	5-8
Rutgers	1-6	4-7
Maryland	0-7	2-9

## NCAA TEAM RANKINGS

Purdue vs. Indiana  
2015 Stats

	PUR	IND
Rushing Offense .....	t-112	37
Passing Offense.....	59	27
Total Offense .....	108	24
Scoring Offense .....	100	34
Rushing Defense.....	107	84
Pass Efficiency Defense.....	84	104
Total Defense.....	99	119
Scoring Defense .....	106	115
Net Punting.....	88	97
Punt Returns .....	63	30
Kickoff Returns .....	108	103
Turnover Margin.....	t-78	t-36
Time of Possession .....	105	85

There are 128 teams in the FBS.

Tyler, Mike and Adam, all of whom played football at Indiana.

## SERIES INFORMATION

- Series record: Purdue leads 72-39-6 (First meeting: 1891 / Last meeting: 2014)
- Purdue points: 2,610
- Indiana points: 1,671
- Series record in West Lafayette: Purdue leads 37-21-4
- In Ross-Ade Stadium: Purdue leads 28-13-2
- Series record in Bloomington: Purdue leads 33-18-2
- In Memorial Stadium: Purdue leads 17-11
- Games decided by 3 points or less: Indiana leads 11-10
- Games decided by 7 points or less: Purdue leads 23-21
- Longest Purdue win streak: 10 (1948-57)
- Longest Indiana win streak: 4 (1944-47)
- Current streak: Indiana 2
- Largest Purdue victory: 68-0 in 1892
- Largest Indiana victory: 52-7 in 1988
- Last Purdue home victory: 2012
- Last Purdue road victory: 2011
- Last Indiana home victory: 2014
- Last Indiana road victory: 2010

## FIRST(S) AND 10

- In his first 152 career carries, Markell Jones has lost just five yards (784 yards gained, 5 yards lost, 779 yards net). The five lost yards ranks first in FBS for running backs with at least 150 carries, and second for running backs with at least 100 rushes.
- Shane Mikesky caught his first career touchdown pass last week at Iowa.
- If Austin Appleby starts at quarterback this week, he will be Purdue's first quarterback to start back-to-back Bucket games since Curtis Painter in 2007 and 2008.
- DeAngelo Yancey had 117 receiving yards last week at Iowa, which ranks first among all Purdue receiving performances this season.
- Paul Griggs knocked down two field goals at Iowa, his first two makes of the Big Ten season.
- Purdue's Nov. 28 home game is Purdue's first one on that date or later since 2001 when the Boilermakers hosted Notre Dame on Dec. 1.
- Jake Replogle picked up his first sack of the season last week at Iowa. He finished the game with two blocks
- Purdue's defense had a fumble recovery at Iowa, the first the

Hawkeyes had given up since Oct. 3.

- Purdue now has 20 takeaways on the season, which ranks first among Darrell Hazell's teams at Purdue.
- Jimmy Herman forced his first fumble, while Ryan Watson recovered his first last week at Iowa.

## FIRST OFFENSIVE PLAY TOUCHDOWNS

- Purdue scored a touchdown on its first offensive play from scrimmage against Northwestern.
- It marked the first time since 2012 at Ohio State that the Boilermakers scored on their first offensive play of the game.
- Purdue is one of nine teams in FBS this season to score a touchdown on a team's first offensive play of the game.
- **Nov. 21 - Colorado State:** Deionte Gaines rushed for 30-yard touchdown at New Mexico.
- **Nov. 20 - Boise State:** Jeremy McNichols rushed for 83-yard touchdown vs. Air Force.
- **Nov. 14 - Purdue:** David Blough 68-yard touchdown pass to Dmonique Young at Northwestern.
- **Nov. 7 - North Carolina:** Marquise Williams 89-yard touchdown pass to Ryan Switzer vs. Duke.
- **Nov. 7 - Texas:** Jerrod Heard 84-yard touchdown pass to John Burt vs. Kansas.
- **Oct. 16 - Houston:** Greg Ward Jr. 49-yard touchdown pass to Chance Allen vs. Tulane.
- **Oct. 10 - TCU:** Aaron Green rushed for 86-yard touchdown at Kansas State.
- **Sept. 5 - Kentucky:** Stanley "Boom" Williams rushed for 75-yard touchdown vs. UL Lafayette.
- **Sept. 4 - SMU:** Matt Davis 46-yard touchdown pass to Courtland Sutton vs. Baylor.

## SENIOR SALUTE

- Today is Senior Day, and 15 senior players will be honored during pregame festivities: Danny Anthrop, John Bednar, Anthony Brown, Stefan Certa, Corey Clements, Grant Ellington, Paul Griggs, David Hedelin, Jordan Jurasevich, Robert Kugler, Thomas Meadows, Shane Mikesky, Michael Rouse III, Ryan Watson and Frankie Williams.
- Also being recognized is student manager Nick Faurote and student athletic trainers Grace Connell and Tanner Maksymicz.

## THE MARKELL JONES FILE

### SEASON NUMBERS

- Jones has rushed 152 times for 779 yards and nine touchdowns.
- He has 30 receptions for 227 yards and a touchdown.
- Jones' 10 touchdowns are five more than any other Boilermaker this season.
- Jones averages 91.5 all-purpose yards per game this season, which is the best on the team by 33.4 yards, despite not having a single punt or kickoff return yard.

### HISTORICAL RANKS

- Jones' nine rushing touchdowns are the most by a Boilermaker since 2009 when Ralph Bolden had nine rushing touchdowns on the season.
- The last time a Boilermaker had more than nine rushing touchdowns in a season was 2008 when Kory Sheets tied the school record with 16.
- Jones is one touchdown shy of Purdue's all-time top 15 for most rushing touchdowns in a season (six way tie).
- Jones' 10 total touchdowns are the most by a Boilermaker in a single season since Bolden had 11 in 2009.
- Jones 779 rushing yards are 156 shy of tying the 15th most in a single season in program history.
- Jones' 5.1 yards per rush average is 0.3 of a yard shy of the top 15 for best average per carry (minimum of 100 attempts) in a single season.
- Jones rushed for 157 yards at Michigan State, which broke Purdue's all-time true freshman rushing record.

The previous best was 146 by Mike Northington at Iowa in 1973. It was also the 45th-best rushing performance in program history.

- Only 18 Boilermakers, including 17 running backs, have rushed for more yards in a game than Jones at Michigan State.

### NATIONAL RELEVANCE

- Jones's nine rushing touchdowns are tied for second most in the country by an FBS true freshmen, and tied for third among all FBS freshmen.
- His rushing touchdown total is tied for 49th in the country overall.
- Jones' 5.13 yards per carry average is eighth among FBS freshmen this season.
- Jones' 10 touchdowns on the season are tied for third most by a Big Ten player.
- In 152 rushing attempts this season, Jones has lost just five yards. That total is the best in the country for running backs with at least 150 carries.
- Jones' five lost rushing yards are tied for second among FBS running backs with at least 100 carries. Western Kentucky's Ace Wales has lost just two yards in 105 carries, while San Diego State's Chase Price has lost five yards in 140 carries this season.
- Jones' 60 points scored this season is tied for 66th most among position players in the country this season.
- Purdue is one of 11 teams in the country that has played two current top-6 teams in the latest AP Poll. Of

running backs on those teams, Jones is one of just two to have three rushing touchdowns in those games.

- Jones is second among running backs on those teams with an average of 122.0 rushing yards per game against top-6 opponents, and Jones did so with both games on the road.

### MISCELLANEOUS

- Purdue has played three teams ranked in the top 17 in the most recent AP poll - all on the road - with No. 3 Iowa, No. 6 Michigan State and No. 17 Northwestern. In those games, Jones rushed for four touchdowns, at least one in each game, and averaged 126.7 yards per game, including 100.7 rush yards.
- Jones rushed for 157 yards and two touchdowns at Michigan State, while No. 8 Ohio State had 132 total yards and two touchdowns as a team at home against the Spartans. Both games were played in the rain.
- Jones has two 60+ yard touchdown runs, including a career long 68-yarder at Michigan State.
- Jones has three rushing touchdowns of at least 36 yards this season.
- Jones has started just five games this season.
- Jones was named Mr. Football in the state of Indiana last season, after rushing for 3,565 yards and 60 touchdowns as a senior.

### DAVID BLOUGH

- David Blough was named the starter on Tuesday, Sept. 22, prior to Purdue's game against Bowling Green.
- Blough is Purdue's 10th different starting quarterback since the 2008 season.
- Blough was named the Big Ten Offensive Player of the Week on Nov. 2, after completing 28 of 43 passes for 274 yards and four touchdowns, against zero interceptions, and added 82 yards and a touchdown on the ground against Nebraska.
- Blough was also named one of eight Manning Stars of the Week, which recognizes eight quarterbacks for their performances each week, after that game.

- Blough's five touchdowns accounted for is the most by a Boilermaker since Curtis Painter against Indiana in 2008.
- Blough picked up his first win as a starting quarterback against Nebraska.
- Blough completed 29 passes against Illinois, the third time he has completed at least 28 in a game this season. He is the first Purdue quarterback to have three 28+ completion games in a season since Curtis Painter in 2007.
- Blough connected with DeAngelo Yancey for an 83-yard touchdown against Nebraska, Purdue's longest play of the season and the longest pass by a Big Ten quarterback this

season.

- In his first start, against Bowling Green, Blough was 29-39 for 340 yards and two touchdowns, with one interception, which came with three seconds left.
- Blough is one of just three freshmen in school history to throw for 300+ yards in his first career start.
- Blough is the first quarterback, and freshman, at Purdue to throw for at least 300 yards since Danny Etling at Indiana in 2013.
- Blough is Purdue's first quarterback to complete 74 percent or more of his passes (with multiple attempts) since Austin Appleby did so against Illinois in his first career start last season (15-20, 75 percent).







- Blough scored his first career rushing touchdown against Bowling Green. He snuck it in from one yard out on fourth down to tie the score at 7.
- Blough accounted for 351 yards and three touchdowns in his first career start.
- Blough is the 20th quarterback in Purdue history to have a 300+ yard passing game.
- Blough's 340 passing yards rank fifth-most in a single game by a Purdue freshman.
- Blough's 340-yard passing effort was the 52nd time in program history a Purdue quarterback has thrown for at least as many yards.
- Blough threw or rushed for at least one touchdown his first seven starts.
- Blough has three touchdown passes of 60+ yards this season, the only quarterback in the Big Ten with more than one.
- Blough made his eighth consecutive start last Saturday at Iowa, which gave him the most consecutive starts in the same season by a Purdue quarterback since 2011.
- Blough was recruited to Purdue in 2014 and redshirted last season.
- He was a three star prospect out of Carrollton, Texas, and was named an Elite 11 quarterback.
- Blough amassed 57 total touchdowns in his high school career at Creekview High School, and threw for more than 5,800 yards in three seasons.
- Blough was the top quarterback at the Elite 11 camp in 2013 after the initial list was revealed.
- The 2013 Elite 11 include:
  - Sean White**, who was named the Auburn Tigers' starter the same day as Blough.
  - Kyle Allen**, who is the starter at Texas A&M.
  - Will Grier**, who is the starter at Florida.
  - Jerrod Heard**, who is the starter at Texas.
  - Brad Kaaya**, who is the starter at Miami (Fl.).
  - Deshaun Watson**, who is the starter at Clemson.
  - DeShone Kizer** was at the Elite 11 camp, but did not finish in the final 11. He is the starter at Notre Dame.
- Blough saw his first career action against Indiana State. He was 0 for 1 passing and had one rush for one yard.
- Blough is the third quarterback in the last three years to take over the reins mid-season.

- The last Purdue quarterback to start every game in a season was Caleb TerBush in 2011. Including the 2008 season, just two quarterbacks have started every game in a season since (also Joey Elliott in 2009).
- Blough was nominated for The Wuerffel Trophy, which is awarded to the college football player who best demonstrates excellence in community service and academic and athletic achievement.

#### WHAT BROWN CAN DO FOR YOU

- Senior cornerback Anthony Brown had zero interceptions through his first three seasons as a Boilermaker.
- That has changed significantly this season, especially after Purdue's win over Nebraska.
- Brown had the hat trick, pulling in three interceptions against the Huskers, two of which led to Boilermaker touchdowns.
- Brown was named the Big Ten Defensive Player of the Week after the game, Purdue's first since Kawann Short in 2012.
- Brown's three picks marked the first time a Boilermaker had three in a game since 1997 when Mike Rose did so against Northwestern.
- Brown is the only Big Ten player with three interceptions in a game this season and one of just six players in the country with three in a game this year.
- Brown is just one interception shy of cracking Purdue's top eight, where there is a 14-way tie, for most interceptions in a season.
- Brown also has 58 tackles and five PBUs this season.

#### B1G RANKED

- Purdue is tied for second in the Big Ten in interceptions with 12 on the season.
- Purdue has attempted 41 fourth downs this season, 18 more than any other Big Ten team.
- The Boilermakers have converted 22 fourth downs this season, 12 more than any other Big Ten team.
- Purdue has 20 takeaways this season, tied for second most in the conference.
- David Blough accounted for five touchdowns against Nebraska, tied for the second most in the Big Ten by a single player this season.
- Blough's four touchdown passes against Nebraska are tied for the second most by a Big Ten quarterback this season. Austin Appleby also had four touchdown passes in a

#### WHERE ARE THEY?

##### IN THE PRESS BOX



**GREG HUDSON**  
Defensive Coordinator



**JOHN SHOOP**  
Offensive Coordinator




**TERRY MALONE**  
Tight Ends

##### On The Sidelines



**DARRELL HAZELL**  
Head Coach



**JIM BRIDGE**  
Offensive Line




**RUBIN CARTER**  
Defensive Line



**MARCUS FREEMAN**  
Linebackers



**TAVER JOHNSON**  
Defensive Backs



**GERAD PARKER**  
Wide Receivers



**JAFAR WILLIAMS**  
Running Backs

*Note: Graduate Assistants John Nussman, Zach Opsal, Mark Sheridan and Camden Wentz are in the press box.*





## COUNTDOWN TO KICKOFF

- 12** Purdue's defense has 12 interceptions this season, which ranks second in the Big Ten.
- 11** In 2004, 11 years ago, Purdue put up a school record 763 yards of offense against Indiana.
- 10** Purdue won 10 straight games against Indiana from 1948 to 1957, the longest streak in the series.
- 9** Paul Griggs scored eight points last week, which gives him 196 for his career. That total ranks ninth in program history.
- 8** Danny Anthrop is tied for eighth in the Big Ten with 4.9 receptions per game this season.
- 7** Purdue set a school record with seven touchdown passes in the 2004 game against Indiana.
- 6** Markell Jones' nine touchdowns this season are as many or more than any running back at Purdue over the last six years.
- 5** DeAngelo Yancey had his fifth career 100+ yard receiving game. He is one of just 15 Boilermakers in program history to have at least that many.
- 4** Twice Purdue has had a running back rush for four touchdowns against the Hoosiers. Leroy Keyes did so in 1968 and Montrell Lowe did so in 2000.
- 3** Markell Jones has nine rushing touchdowns this season, which ranks third among FBS freshmen in the country.
- 2** Jake Replogle had two sacks last week at Iowa, his first two of the season.
- 1** No. 1 Brandon Roberts came up with his first career tackle for loss last week at Iowa. He is the first freshman with a TFL this season.
- 0** Zero teams in the country have converted as many fourth downs as the Boilermakers have this season.

- game this season – vs. Indiana State.
- Blough's 83-yard touchdown pass to DeAngelo Yancey vs. Nebraska is the longest pass by a Big Ten quarterback this season.
- Yancey's 83-yard touchdown reception is the longest reception by a Big Ten player this season.
- Paul Griggs' eight attempted extra points are tied for the second most in a game by a Big Ten kicker this season. His seven makes are also tied for the second most.
- Anthony Brown's three interceptions against Nebraska are the most by a Big Ten player in a single game this season.
- Purdue's four interceptions against Nebraska were the most by a Big Ten team in a single game this season.
- Purdue's five turnovers caused against Nebraska are tied for the most by a team in the conference this season.
- Purdue has eight interceptions in Big Ten play this season, tied for the second most in the conference this season.
- Purdue has committed just 29 penalties in Big Ten season, which is the fewest in the conference by five.
- Purdue has scored on 17 of 18 trips into the red zone during Big Ten play, all touchdowns, good for the second best percentage in the league.
- Griggs' eight extra point attempts against Nebraska are the most by a Big Ten kicker in a conference game this season.
- Frankie Williams averaged 29.5 yards per punt return against Illinois, the best by any Big Ten player in conference play this season.
- Purdue's 55 points against Nebraska are tied for the most by a Big Ten team in a conference game this season.
- Purdue's eight touchdowns scored against Nebraska are tied for the most by a Big Ten team in a conference game this season.

## FRESHMEN PILOTING THE OFFENSE

- Redshirt freshman **David Blough** took over as Purdue's starting quarterback prior to the team's game against Bowling Green and started every game since, though he was injured last week.
- True freshman running back **Markell Jones** made his first career start at Michigan State.
- Not only are Blough and Jones freshmen who have started at

offensive skill positions, both are working to become pilots.

- Jones is working on a degree in aviation technology, while Blough picked it up over the summer with the intention to major, before deciding on another field. Blough is in enough classes to obtain his private pilot's license.
- Blough and Jones both flew all summer, including solo flights, while balancing football workouts.
- In Blough's first career start, he had the fifth-best all-time performance by a Purdue freshman, throwing for 340 yards and two touchdowns.
- In Jones' first start, at No. 2 Michigan State, he rushed for a Purdue true-freshman record 157 yards and two touchdowns.
- True freshman starting long snapper Ben Makowski is also working towards his pilot's license in aviation technology.

## BREAKING DOWN THE PRODUCTION

- Purdue's starting quarterback is redshirt freshman David Blough, prior to his injury last week. He has started seven straight games heading into Saturday, which is tied for the most consecutive in a single season by a Purdue quarterback since 2011.
- Purdue's leading rusher is true freshman Markell Jones.
- Sophomore D.J. Knox is Purdue's second-leading rusher.
- Junior DeAngelo Yancey leads the team in receiving yards and has two 100+ yard games this season.
- Purdue has scored 265 points this season, including 216 by position players (non-kicking). Here is the breakdown:

**Freshmen:** 96

**Sophomores:** 30

**Juniors:** 66

**Seniors:** 73\*

\*49 points by kicker Paul Griggs

- Freshmen offensive linemen Martesse Patterson and Kirk Barron have seen regular playing time, including two starts by Patterson.
- Sophomore Gregory Phillips has two touchdown receptions this season, including a 62-yarder against Bowling Green.
- Sophomore linebacker Ja'Whaun Bentley was the team's leading tackler, prior to a season ending injury.
- Purdue's defense has 66 tackles for loss this season. Here is the breakdown:

**Freshmen:** 1.0

**Sophomores:** 27.0

**Juniors:** 30.5



Seniors: 7.5

**NOT YOUR AVERAGE FRESHMAN**

- Purdue freshman Jarrett Burgess turned 25 on August 25.
- Burgess played five seasons of minor league baseball after being selected in the sixth round of the 2008 Major League Baseball draft by the Seattle Mariners.
- Burgess played outfield and pitched, throwing 97 miles per hour off the mound, during his career in rookie and 'A' ball.
- Burgess came to Purdue during the summer after not playing organized football for more than 10 years, as he did not play in high school.
- Burgess comes from a football-heavy family, as his dad, Fernandez, was a wide receiver for the New York Jets and Miami Dolphins, and his uncle James Burgess, played two seasons as a linebacker for the San Diego Chargers. Jarrett's cousin, James Jr., is a senior linebacker at Louisville.
- Against Virginia Tech, Burgess had his first career touch with a 29-yard rush, which set up a field goal, to the game at 17.
- Burgess scored his first career touchdown, and first touchdown in more than a decade, as he did not play high school football, against Bowling Green on a 5-yard plunge in the third quarter.
- Last week at Iowa, Burgess had one rush for 26 yards on a fake punt.
- Burgess is not the only football player in the country that began their professional career in another sport: Hayden Hurst, a 22-year-old freshman tight end for South Carolina played baseball in the Pittsburgh Pirates organization prior to playing for the Gamecocks.
- Morgan James, a 25-year-old freshman offensive lineman for Cincinnati, played minor league hockey prior to joining the Bearcats football team.
- Melvin Ray, a 26-year-old senior wide receiver for Auburn, was a 33rd-round draft pick of the Los Angeles Dodgers in 2008.
- Tyler Stovall, a 26-year-old sophomore wide receiver and holder for Auburn, was a second-round draft pick of the Atlanta Braves in the 2008 MLB draft. He also played in the Kansas City Royals system.
- Andy Phillips, a 26-year-old junior kicker at Utah, spent five years after high school competing on the U.S. National Ski Team as an alpine racer.

- Wallace Gonzalez, a 22-year-old redshirt freshman tight end at Utah, spent three seasons in the Houston Astros' organization after being selected in the 29th round of the 2011 MLB draft.

**MOVING UP PURDUE'S RANKINGS**

- Paul Griggs has made 31 field goals in his career, including two last week. That ranks fifth in program history.
- Griggs scored eight points against Iowa, which gives him 196 points for his career. That ranks ninth in program history.
- Frankie Williams picked off the 10th pass of his career against Northwestern, which moved him into a tie for ninth all-time in Purdue history.
- Williams had two pass breakups against Illinois, which give him 25 for his career. That is tied for 13th most in program history.
- Anthony Brown had zero interceptions the first three years of his Purdue career. He picked off three passes against Nebraska and now has four for his career.
- Brown's three picks against Nebraska are tied for the second most in a single game in program history.
- Austin Appleby moved into the top 20 for career touchdown passes with 17. He is 20th.
- Appleby has moved into 13th for career completion percentage with a minimum of 300 attempts. Appleby has completed 54.2 percent of his passes (232-428).
- Appleby's 232 career completions move him into 19th on the Purdue charts. He is six shy of Danny Etling, who is in 18th, 11 shy of Len Dawson who is 17th and 27 shy of Dale Samuels who is 16th.

**'BACKERS BACK, BUT BATTLING INJURY**

- Purdue returns all three starting linebackers from last season with Ja'Whaun Bentley, Danny Ezechukwu and Jimmy Herman.
- Bentley and Herman have both missed multiple games with injury.
- Bentley was hurt prior to the Minnesota game and is out the remainder of the season. Herman has battled a leg injury and has missed four games this season, most recently against Nebraska.
- Freshman Linebacker Markus Bailey got early playing time, but was injured during non-conference and is out for the rest of the season.
- Purdue's linebacking corps, which comprises 11 individuals, has three

**PURDUE PRONUNCIATIONS****ALPHABETICAL**

11	David Blough.....	like Plough
8	Tim Cason .....	KAY-sin
15	Andy Chelf .....	CH-elf
90	Will Colmery.....	COL-mary
6	Evyn Cooper.....	Evan
36	Danny Ezechukwu.....	EASY-chew-COO
40	Tim Faison .....	FAY-sin
27	Evan Feichter.....	FIKE-ter
25	Tario Fuller .....	tar-EO
75	David Hedelin.....	HEAD-ah-LYNN
14	Ra'Zahn Howard .....	RAH-jawn
2	Da'Wan Hunte.....	Hunt
50	Keiwan Jones .....	KEE-wan
8	Markell Jones .....	mar-KELL
85	Jordan Jurasevich.....	jur-AS-sevich
57	Robert Kugler .....	COOG-ler
21	Anthony Mahoungou.....	Ma-HOON-goo
87	Shane Mikesky .....	my-KESS-ski
74	Martesse Patterson .....	mar-TEESE
54	Jake Replogle .....	rah-PLO-gull
13	Gelen Robinson.....	G-lynn
51	Bearooz Yacoobi.....	BEAR-rooz Yah-coo-BEE

**NUMERICAL**

2	Da'Wan Hunte.....	Hunt
6	Evyn Cooper.....	Evan
8	Markell Jones .....	mar-KELL
8	Tim Cason .....	KAY-sin
11	David Blough.....	like Plough
13	Gelen Robinson.....	G-lynn
14	Ra'Zahn Howard .....	RAH-jawn
15	Andy Chelf .....	CH-elf
21	Anthony Mahoungou.....	ma-HOON-goo
25	Tario Fuller .....	tar-EO
27	Evan Feichter.....	FIKE-ter
36	Danny Ezechukwu.....	EASY-chew-COO
40	Tim Faison .....	FAY-sin
50	Keiwan Jones .....	KEE-wan
51	Bearooz Yacoobi.....	BEAR-rooz Yah-coo-BEE
54	Jake Replogle .....	rah-PLO-gull
57	Robert Kugler .....	COOG-ler
74	Martesse Patterson .....	mar-TEESE
75	David Hedelin.....	HEAD-ah-LYNN
85	Jordan Jurasevich.....	jur-AS-sevich
87	Shane Mikesky .....	my-KESS-ski
90	Will Colmery.....	COL-mary

**WHERE THEY'RE FROM****The 109 Purdue Players**

Indiana .....	28
Florida .....	15
Illinois.....	9
Ohio.....	9
Texas.....	9
Georgia .....	8
California .....	5
Maryland.....	5
Michigan .....	4
Alabama .....	2
Kentucky .....	2
North Carolina.....	2
Virginia.....	2
Arkansas.....	1
France.....	1
Louisiana.....	1
Massachusetts.....	1
New Jersey.....	1
Pennsylvania .....	1
Sweden.....	1
Tennessee.....	1
Wyoming.....	1

Total: 20 states, 2 countries





juniors, four sophomores and four freshmen.

- Purdue is one of just three schools in the country to return all three linebacker starters and have all three with remaining eligibility after this season (also New Mexico State and UCLA).
- Ja'Whaun Bentley** (So. - MLB) was voted as a captain by the team on Aug. 21. He is Purdue's first sophomore captain since Raheem Mostert in 2012.
- Bentley is Purdue's top returning tackler from 2014, after starting all 12 games and amassing 76 tackles, including 3.5 for loss, three fumble recoveries and an interception.
- Bentley was named to ESPN.com's True Freshman All-America team and USA Today Sports Freshman All-America team.
- Bentley led the team with 10 tackles, including 1.5 for loss, at Marshall.
- Bentley had a career high 3.0 tackles for loss against Virginia Tech and tied his then-career high with 11 total tackles.
- Bentley had a career high 14 tackles against Bowling Green.
- Bentley was second on the team with nine tackles at Michigan State, including 1.5 for loss.
- He was injured prior to the Minnesota game and has missed the last four contests.
- He is still third on the team with 49 tackles this season, including 7.5 for loss.
- Danny Ezechukwu** (So. - OLB) started six games last season as a redshirt freshman. He finished the season with 43 tackles, including 3.0 for loss, 1.5 sacks, two forced fumbles and an interception.
- Ezechukwu had a career-high 12 tackles at Nebraska a week after racking up 10 at Minnesota in 2014. He had 34 tackles over the final five games last season.
- In the season opener at Marshall, Ezechukwu had two tackles, and followed it up with five tackles, including 1.0 for loss, vs. Indiana State.
- Ezechukwu scored his first career touchdown against Virginia Tech on a 90-yard fumble recovery. The play is tied for the second-longest fumble return in program history, and longest since 1966.
- Ezechukwu's touchdown is the first fumble recovery for a touchdown for Purdue since 2011.
- Ezechukwu had 10 tackles against Bowling Green and eight against Michigan State.

- Against Minnesota, Ezechukwu had an interception, a sack, a tackle for loss and 10 total tackles.
- Ezechukwu is second on the team in tackles with 56 for the season.
- Jimmy Herman** (Jr. - OLB) started eight games last season and appeared in 10, missing two with an injury. Herman finished the season with 56 tackles, including 1.5 for loss. He finished with eight tackles in four different games.
- Herman had four tackles, including 0.5 for loss, in the season opener at Marshall.
- Herman had a big game against Indiana State with eight tackles, a career high 2.5 for loss, including 0.5 sacks.
- Herman had four tackles against Virginia Tech.
- Herman missed the Bowling Green and Michigan State games with an injury.
- Herman was back in the starting lineup against Minnesota and had seven tackles, including 1.0 for loss.
- Herman then missed the Wisconsin and Nebraska games due to injury.
- Herman was back in the lineup against Illinois and had one tackle, and had five tackles, including 1.0 for loss at Northwestern.

#### STARTING UP FRONT

- Purdue returns all five starters on the offensive line from last season.
- Robert Kugler** (Sr. - Center) has 42 consecutive starts heading into Saturday's game.
- Jordan Roos** (Jr. - Right guard) started all 12 games last year and has 29 for his career.
- Jason King** (Jr. - Left guard) has started 28 straight games.
- Cameron Cermin** (Jr. - Tackle) started eight games at tackle last season and started at right tackle all 11 games this season.
- David Hedelin** (Sr. - Left tackle) started the final seven games of the season last year and has started every game, except the Indiana State and Iowa games, this season.
- The group helped Purdue increase its rushing total by 91 yards per game from 2013 to 2014.
- The group allowed 14 fewer sacks in 2014 than the offensive line did in 2013.
- The group paved the way for 11 more rushing touchdowns in 2014 than in 2013 - nearly triple the total number.
- Purdue is one of nine schools in the country that returns five starters on

the offensive line (also Ball State, Boise State, Bowling Green, North Carolina, Ole Miss, Oregon State, Texas, Washington State).

- Thirty-four other schools return four offensive line starters, including Purdue opponents Indiana and Michigan State.
- The Boilermakers return five starters on the offensive line, and six guys who started at least seven games up front a year ago, for the first time since 1963, when Purdue had 11 different guys start on the line that season, after having 10 in 1962.
- Martesse Patterson** (R-Fr. - Left tackle) started his first career game earlier this season against Indiana State. He also started last week at Iowa.

#### AUSTIN APPLEBY

- Austin Appleby was named the season-opening starting quarterback on Aug. 25, after starting the final seven games of the 2014 season. He started the first three games this season.
- Appleby has appeared in 14 games, including 10 last season. He is 232-428-17 for 2,445 yards and 17 touchdowns.
- This season, Appleby had career highs in completions (31), interceptions (4) and tied his career high with 48 pass attempts at Marshall, and also set career highs in touchdown passes (4) and yards (289) vs. Indiana State.
- Appleby was Purdue's fifth different opening day starting quarterback in the last five years. No Purdue quarterback has started the season opener in consecutive years since Curtis Painter in 2006, 2007 and 2008.
- Opening day starters:**
  - 2015:** Austin Appleby
  - 2014:** Danny Etling
  - 2013:** Rob Henry
  - 2012:** Robert Marve
  - 2011:** Caleb TerBush
  - 2010:** Robert Marve
  - 2009:** Joey Elliott
  - 2008:** Curtis Painter
- Appleby started his 10th consecutive game against Virginia Tech. Here is a list of recent consecutive starts:
  - 2015:** David Blough 8\*
  - 2014-15:** Austin Appleby 10
  - 2013-14:** Danny Etling 12
  - 2013:** Rob Henry 5
  - 2012:** Caleb TerBush 7; Robert Marve 5, 1
  - 2011:** Caleb TerBush 13
  - 2010:** Robert Marve 4; Rob Henry 3, 2; Sean Robinson 2; Justin Siller 1





2009: Joey Elliott 12

2008: Justin Siller 3; Curtis Painter 1

2005-08: Curtis Painter 40  
\*current streak

- Appleby's first start came on the road at Illinois in 2014. He went 15 for 20 for 202 yards and a touch-down, while also rushing for 76 yards and two scores.
- **By the numbers:**  
**Career high yards:** 289 vs. ISU  
**Career high TD passes:** 4 vs. ISU  
**Career high atpts.:** 48 vs. NW; at Marshall  
**Career high comps.:** 31 at Marshall  
**Record:** 2-8

#### IRON MEN

- **Robert Kugler** has started 42 straight games at center. That is tied for the 13th-most active consecutive starts in the country.
- **Anthony Brown** has started 33 straight games at cornerback.
- **Jason King** has started 28 straight games at left guard.
- **Jake Replogle** has started 23 straight games at defensive tackle.
- **Frankie Williams** has started 38 games at cornerback and safety in his career, including 11 each in 2013 and 2014.
- **Thomas Meadows** has started every game of his career between kickoff specialist, punter and holder.
- **Paul Griggs** has started every game of the past three years, after being pushed into action as a freshman, including hitting a game-winner at Iowa in 2012.

#### WATCHLISTS

- Purdue has four players on watch list.
- **David Blough**, a redshirt freshman quarterback, has been nominated for the Wuerffel Trophy, which goes to the college football player who exemplifies community service, athletic and academic achievement.
- **Paul Griggs**, a senior kicker, has been named to the Lou Groza Award Watch List a year after making 16 of 20 field goals, including 3-for-3 from 50+ yards.
- **Robert Kugler**, a junior center, has been named to the Rimington Award Watch List after starting the last 31 games heading into the season.
- **Cameron Cermin**, a junior tackle, has been named to the Earl Campbell Tyler Rose Award Watch List for the top offensive player from Texas who has overcome adversity,

especially injury.

#### CAPTAINS

- Darrell Hazell announced team captains at the team's Kickoff Luncheon on Aug. 21.
- Hazell named seniors Danny An-throp, Robert Kugler and Frankie Williams captains, as well as sophomore Ja'Whaun Bentley.
- Kugler earned captain status for the second year in a row.
- Bentley is the youngest captain Hazell has ever had. He is Purdue's first sophomore captain since Raheem Mostert was the special teams captain as a sophomore in 2012.
- Captains were voted on by the team. The vote was for upperclassmen, though one slot was opened up for a possible write-in. Bentley was written in by the majority of the team.

#### FIRST TIME STARTERS

- Purdue had five first time starters in their opening game of the season:  
**-Domonique Young (Jr., WR)**  
**-Ben Makowski (Fr., LS)**  
**-D.J. Knox (So., RB)**  
**-Antoine Miles (So., RE)**  
**-Robert Gregory (Jr., FS)**
- Last season, the Boilermakers had six first time starters for the season opener, with two on offense and four on defense.
- In 2013, the first year of the Darrell Hazell head coaching era, the Boilermakers had five first time starters.
- **Jordan Jurasevich (Sr., TE)** started the first game of his career against Virginia Tech.
- **Martesse Patterson (R-Fr., OL)** started his first career game at left tackle against Indiana State.
- **Joe Schopper (Fr., K-P)** started the first game of his career at punter against Virginia Tech. He had six punts for 296 yards, an average of 49.3 yards, including the longest punt in the Big Ten this season, a 69-yarder into the wind, which ended at the 2-yardline.
- **David Blough (R-Fr., QB)** made his first career start against Bowling Green and threw for 340 yards and two touchdowns, and added a touchdown on the ground.
- **Markell Jones (Fr., RB)** made his first career start at Michigan State and rushed 22 times for a Purdue true-freshman record 157 yards and two touchdowns.
- **Cole Herdman (R-Fr., TE)** made his first career start at Michigan State and had two catches for two yards.

- **Garrett Hudson (So., LB)** started his first career game against Minnesota and finished with three tackles.
- **Brandon Roberts (R-Fr., S)** started his first career game at Northwestern and finished with an interception and four tackles.

#### BOILERMAKER DEPOT

- Purdue fans have a one-spot stop for all information regarding activities on campus during game week.
- Fans can access "Boilermaker Depot" by visiting BoilermakerDepot.com.

#### ANTHROP-LOGY

- Purdue football's version of Anthropology focuses on senior wide receiver Danny Anthrop.
- Anthrop led Purdue in receiving seven straight games last season, including the Nebraska game, where he incurred a season-ending injury.
- Anthrop had two 100-yard receiving games, and a third with 99 reception yards: Southern Illinois (106), Michigan State (133) and Illinois (99).
- Anthrop also finished the 2013 season on a high with 151 receiving yards and a touchdown on five catches.
- Anthrop seemed to be the piece that kept Purdue's offense going, as in the eight games he was fully healthy, the Boilermakers averaged 28.3 points per game. In the other four, including at Nebraska where he was injured, Purdue averaged just 15.0 points per game.
- Anthrop surpassed 1,000 for his career against Virginia Tech.
- Anthrop caught his 100th career ball against Illinois last week.
- For his career, Anthrop, from West Lafayette, Ind., has 104 catches for 1,288 yards and eight touchdowns.

#### QUARTERBACKS ON THE FIELD

- The Boilermakers have played three different players that were recruiting to Purdue as quarterbacks in 2012, and a fourth recruited quarterback.
- **Robert Gregory**, listed as the starting free safety on the depth chart, came to Purdue in 2012 as a dual-threat quarterback. That fall, he volunteered to switch positions to running back. Gregory was a reserve running back in 2013, before switching to safety in spring before the 2014 season. Gregory won the Hammer Award, given to the player who is the most outstanding hitter



during spring practice, in 2014 and 2015. He made his first career start at safety at Marshall and had six tackles. Gregory recorded his first interception against Indiana State and finished the game with three tackles.

- **Bilal Marshall** came to Purdue in the same recruiting class as Gregory. He switched to wide receiver after one season as a reserve quarterback. Marshall has shown promise through fall and spring practices, including being named the offense's Most Improved Player during this year's spring ball. He has seven catches for 72 yards this year.
- **Austin Appleby** was also a member of the 2012 quarterback recruiting class. He stuck with the position and made his 10th straight start for Purdue against Virginia Tech.
- **David Blough** was recruited in the 2014 class, after being named an Elite 11 quarterback in 2013. Blough redshirted in 2014 and made his first career start against Bowling Green, after playing sparingly against Indiana State and Virginia Tech. Blough has started every game since.

#### **B1G PLAYERS OF THE WEEK**

- Redshirt freshman quarterback David Blough earned his first career weekly accolade after completing 28 of 43 passes for 274 yards and four touchdowns, against zero interceptions, and rushing 10 times for 82 yards and a score against Nebraska.
- Blough was the first Boilermaker to earn Big Ten Offensive Player of the Week honors since Robert Marve in 2012.
- Blough accounted for five touchdowns, the first Boilermaker to do so since Curtis Painter in 2008 against Indiana.
- Senior cornerback Anthony Brown was named the Big Ten Defensive Player of the Week after picking off three passes against Nebraska, the first Boilermaker to do so since 1997 when Mike Rose did so against Northwestern.
- It was the first such honor of Brown's career.
- He was the first Boilermaker to be named conference defensive player of the week since Kawann Short in 2012.
- It was the first time Purdue has won the offensive and defensive player of the week awards in the same week since Nov. 27, 2006.



## 2015 Stats

## Schedule/Game Results

Date	Opponent	Score	Overall	Conference	Time	Attend
Sept. 6	at Marshall	31-41	0-1	0-0	3:41	38,791
Sept. 12	Indiana State	38-14	1-1	0-0	3:32	41,158
Sept. 19	Virginia Tech	24-52	1-2	0-0	3:40	45,759
Sept. 26	Bowling Green	28-35	1-3	0.0	3:24	33,162
Oct. 3	at #2 Michigan State*	21-24	1-4	0-1	3:08	74,418
Oct. 10	Minnesota*	13-41	1-5	0-2	3:20	33,780
Oct. 17	at Wisconsin*	7-24	1-6	0-3	3:04	80,794
Oct. 31	Nebraska*	55-45	2-6	1-3	3:45	31,351
Nov. 7	Illinois*	14-48	2-7	1-4	3:29	40,197
Nov. 14	at #24 Northwestern*	14-21	2-8	1-5	3:14	30,003
Nov. 21	at #6 Iowa*	20-40	2-9	1-6	3:16	62,920
Nov. 28	Indiana*					

\* indicates conference game.

## Team Statistics

TEAM STATISTICS	PUR	OPP
SCORING	265	384
Points Per Game	24.1	34.9
Points Off Turnovers	69	69
FIRST DOWNS	207	260
Rushing	74	108
Passing	109	128
Penalty	24	24
RUSHING YARDAGE	1426	2270
Yards gained rushing	1639	2569
Yards lost rushing	213	299
Rushing Attempts	381	448
Average Per Rush	3.7	5.1
Average Per Game	129.6	206.4
TDs Rushing	19	25
PASSING YARDAGE	2511	2571
Comp-Att-Int	253-446-14	227-364-12
Average Per Pass	5.6	7.1
Average Per Catch	9.9	11.3
Average Per Game	228.3	233.7
TDs Passing	16	20
TOTAL OFFENSE	3937	4841
Total Plays	827	812
Average Per Play	4.8	6.0
Average Per Game	357.9	440.1
KICK RETURNS: #-Yards	39-721	30-727
PUNT RETURNS: #-Yards	9-73	15-135
INT RETURNS: #-Yards	12-137	14-146
KICK RETURN AVERAGE	18.5	24.2
PUNT RETURN AVERAGE	8.1	9.0
INT RETURN AVERAGE	11.4	10.4
FUMBLES-LOST	17-8	15-8
PENALTIES-Yards	57-548	77-620
Average Per Game	49.8	56.4
PUNTS-Yards	61-2412	47-1957
Average Per Punt	39.5	41.6
Net punt average	36.3	37.5
KICKOFFS-Yards	49-2945	71-4291
Average Per Kick	60.1	60.4
Net kick average	37.1	40.4
TIME OF POSSESSION/Game	27:47	32:13
3RD-DOWN Conversions	64/184	68/154
3rd-Down Pct	35%	44%
4TH-DOWN Conversions	22/41	5/12
4th-Down Pct	54%	42%
SACKS BY-Yards	21-121	24-143
MISC YARDS	0	0
TOUCHDOWNS SCORED	36	50
FIELD GOALS-ATTEMPTS	5-11	12-19
ON-SIDE KICKS	0-2	1-2
RED-ZONE SCORES	(28-32) 88%	(44-54) 81%
RED-ZONE TOUCHDOWNS	(23-32) 72%	(35-54) 65%
PAT-ATTEMPTS	(34-36) 94%	(46-49) 94%
ATTENDANCE	225407	286926
Games/Avg Per Game	6/37568	5/57385
Neutral Site Games		0/0

## Score by Quarters

	1st	2nd	3rd	4th	Total
Purdue	62	72	59	72	265
Opponents	89	91	97	107	384

## Individual Statistics

RUSHING	GP	Att	Gain	Loss	Net	Avg	TD	Lng	Avg/G
Jones, Markell	11	152	784	5	779	5.1	9	68	70.8
Knox, D.J.	9	103	393	19	374	3.6	2	42	41.6
Blough, David	10	67	215	121	94	1.4	4	56	9.4
Appleby, Austin	4	41	123	50	73	1.8	2	10	18.2
Burgess	10	3	60	0	60	20.0	1	29	6.0
Brown, Anthony	11	1	39	0	39	39.0	0	39	3.5
Yancey, David	10	5	14	1	13	2.6	0	6	1.3
Phillips	11	1	5	0	5	5.0	0	5	0.5
Young	10	1	4	0	4	4.0	1	4	0.4
Monteroso, Dan	8	1	2	0	2	2.0	0	2	0.2
Anthrop, Danny	11	2	0	4	-4	-2.0	0	0	-0.4
TEAM	4	3	0	6	-6	-2.0	0	0	-1.5
Marshall, Bilal	8	1	0	7	-7	-7.0	0	0	-0.9
Total.....	11	381	1639	213	1426	3.7	19	68	129.6
Opponents.....	11	448	2569	299	2270	5.1	25	78	206.4

PASSING	G	Effic	Cmp-Att-Int	Pct	Yds	TD	Lng	Avg/G
Blough, David	10	108.61	169-293-8	57.7	1574	10	83	157.4
Appleby, Austin	4	112.50	83-150-6	55.3	928	6	57	232.0
Marshall, Bilal	8	175.60	1-1-0	100.0	9	0	9	1.1
TEAM	4	0.00	0-1-0	0.0	0	0	0	0.0
Monteroso, Dan	8	0.00	0-1-0	0.0	0	0	0	0.0
Total.....	11	109.58	253-446-14	56.7	2511	16	83	228.3
Opponents.....	11	133.23	227-364-12	62.4	2571	20	61	233.7

RECEIVING	G	No.	Yds	Avg	TD	Long	Avg/G
Anthrop, Danny	11	48	334	7.0	2	41	30.4
Yancey, De.	11	41	639	15.6	5	83	58.1
Jones, Markell	11	30	227	7.6	1	29	20.6
Knox, D.J.	9	23	162	7.0	0	26	18.0
Posey, Cameron	11	21	202	9.6	1	57	18.4
Young	10	16	219	13.7	1	68	21.9
Herdman, Cole	11	16	128	8.0	1	13	11.6
Phillips	11	13	142	10.9	2	62	12.9
Mikesky, Shane	10	10	119	11.9	1	40	11.9
Mahoungou	11	8	93	11.6	0	24	8.5
Jurasevich	11	8	39	4.9	1	12	3.5
Marshall, Bilal	8	7	72	10.3	0	14	9.0
Hart, Trae	6	7	31	4.4	0	10	5.2
Monteroso, Dan	8	2	64	32.0	1	51	8.0
Yancey, David	10	2	11	5.5	0	8	1.1
Blough, David	10	1	9	9.0	0	9	0.9
Burgess	10	0	20	0.0	0	0	2.0
Total.....	11	253	2511	9.9	16	83	228.3
Opponents.....	11	227	2571	11.3	20	61	233.7

PUNT RETURNS	No.	Yds	Avg	TD	Long
Williams, F.	7	64	9.1	0	51
Hart, Trae	2	9	4.5	0	9
Total.....	9	73	8.1	0	51
Opponents.....	15	135	9.0	1	29

KICK RETURNS	No.	Yds	Avg	TD	Long
Williams, F.	18	377	20.9	0	44
Anthrop, Danny	16	272	17.0	0	25
Knox, D.J.	2	46	23.0	0	26
Hudson, Garrett	1	13	13.0	0	13
Curry, Jonathan	1	9	9.0	0	9
Burgess	1	4	4.0	0	4
Total.....	39	721	18.5	0	44
Opponents.....	30	727	24.2	0	82

INTERCEPTIONS	No.	Yds	Avg	TD	Long
Brown, Anthony	4	4	1.0	0	4
Williams, F.	3	46	15.3	0	42
Clark, Leroy	2	66	33.0	0	66
Roberts	1	17	17.0	0	17
Gregory, Robert	1	4	4.0	0	4
Ezechukwu	1	0	0.0	0	0
Total.....	12	137	11.4	0	66
Opponents.....	14	146	10.4	3	55





## 2015 Stats

## Individual Statistics

FUMBLE RETURNS	No.	Yds	Avg	TD	Long
Ezechukwu	1	90	90.0	1	90
Gregory, Robert	1	0	0.0	0	0
Hudson, Garrett	1	27	27.0	0	27
Total.....	3	117	39.0	1	90
Opponents.....	1	20	20.0	1	20

SCORING	TD	FGs	PATs					DXP	Saf	Points
			Kick	Rush	Rcv	Pass				
Jones, Markell	10	0-0	0-0	0-0	0	0-0	0	0	0	60
Griggs, Paul	0	5-11	34-36	0-0	0	0-0	0	0	0	49
Yancey, De.	5	0-0	0-0	0-0	0	0-0	0	0	0	30
Blough, David	4	0-0	0-0	0-0	0	0-0	0	0	0	24
Phillips	2	0-0	0-0	0-0	0	0-0	0	0	0	12
Young	2	0-0	0-0	0-0	0	0-0	0	0	0	12
Knox, D.J.	2	0-0	0-0	0-0	0	0-0	0	0	0	12
Anthrop, Danny	2	0-0	0-0	0-0	0	0-0	0	0	0	12
Appleby, Austin	2	0-0	0-0	0-0	0	0-0	0	0	0	12
Ezechukwu	1	0-0	0-0	0-0	0	0-0	0	0	0	6
Posey, Cameron	1	0-0	0-0	0-0	0	0-0	0	0	0	6
Herdman, Cole	1	0-0	0-0	0-0	0	0-0	0	0	0	6
Monteroso, Dan	1	0-0	0-0	0-0	0	0-0	0	0	0	6
Mikesky, Shane	1	0-0	0-0	0-0	0	0-0	0	0	0	6
Jurasevich	1	0-0	0-0	0-0	0	0-0	0	0	0	6
Burgess	1	0-0	0-0	0-0	0	0-0	0	0	0	6
Total.....	36	5-11	34-36	0-0	0	0-0	0	0	0	265
Opponents.....	50	12-19	46-49	0-0	1	1-1	0	0	0	384

TOTAL OFFENSE	G	Plays	Rush	Pass	Total	Avg/G
Blough, David	10	360	94	1574	1668	166.8
Appleby, Austin	4	191	73	928	1001	250.2
Jones, Markell	11	152	779	0	779	70.8
Knox, D.J.	9	103	374	0	374	41.6
Burgess	10	3	60	0	60	6.0
Brown, Anthony	11	1	39	0	39	3.5
Yancey, David	10	5	13	0	13	1.3
Phillips	11	1	5	0	5	0.5
Young	10	1	4	0	4	0.4
Monteroso, Dan	8	2	2	0	2	0.2
Marshall, Bilal	8	2	-7	9	2	0.2
Anthrop, Danny	11	2	-4	0	-4	-0.4
TEAM	4	4	-6	0	-6	-1.5
Total.....	11	827	1426	2511	3937	357.9
Opponents.....	11	812	2270	2571	4841	440.1

FIELD GOALS	FGM-FGA	Pct	01-19	20-29	30-39	40-49	50-99	Lg	Blk
Griggs, Paul	5-11	45.5	1-2	3-3	1-3	0-3	0-0	34	0

FG SEQUENCE	Purdue	Opponents
Marshall	44,(22)	(42),(32)
Indiana State	(19),41,33	55,35
Virginia Tech	(34)	(35),53,(42),(46)
Bowling Green	19,32	-
Michigan State	-	35,(30)
Minnesota	-	(37),50,(25)
Wisconsin	-	(28),35
Nebraska	-	(41)
Illinois	-	(46),(34),42
Northwestern	43	-
Iowa	(20),(22)	-

Numbers in (parentheses) indicate field goal was made.

PUNTING	No.	Yds	Avg	Long	TB	FC	I20	50+	Blkd
Schopper, Joe	52	2099	40.4	69	2	19	19	10	0
Meadows, Thomas	8	313	39.1	50	1	2	1	1	0
TEAM	1	0	0.0	0	0	0	0	0	1
Total.....	61	2412	39.5	69	3	21	20	11	1
Opponents.....	47	1957	41.6	63	6	10	18	14	0

KICKOFFS	No.	Yds	Avg	TB	OB	Retn	Net	YdLn
Griggs, Paul	47	2898	61.7	16	1			
Meadows, Thomas	2	47	23.5	0	1			
Total.....	49	2945	60.1	16	2	727	37.1	27
Opponents.....	71	4291	60.4	28	4	721	40.4	24

## Individual Statistics

ALL PURPOSE	G	Rush	Rec	PR	KOR	IR	Tot	Avg/G
Jones, Markell	11	779	227	0	0	0	1006	91.5
Yancey, De.	11	0	639	0	0	0	639	58.1
Anthrop, Danny	11	-4	334	0	272	0	602	54.7
Knox, D.J.	9	374	162	0	46	0	582	64.7
Williams, F.	11	0	0	64	377	46	487	44.3
Young	10	4	219	0	0	0	223	22.3
Posey, Cameron	11	0	202	0	0	0	202	18.4
Phillips	11	5	142	0	0	0	147	13.4
Herdman, Cole	11	0	128	0	0	0	128	11.6
Mikesky, Shane	10	0	119	0	0	0	119	11.9
Blough, David	10	94	9	0	0	0	103	10.3
Mahoungou	11	0	93	0	0	0	93	8.5
Burgess	10	60	20	0	4	0	84	8.4
Appleby, Austin	4	73	0	0	0	0	73	18.2
Monteroso, Dan	8	2	64	0	0	0	66	8.2
Clark, Leroy	11	0	0	0	0	66	66	6.0
Marshall, Bilal	8	-7	72	0	0	0	65	8.1
Brown, Anthony	11	39	0	0	0	4	43	3.9
Hart, Trae	6	0	31	9	0	0	40	6.7
Jurasevich	11	0	39	0	0	0	39	3.5
Yancey, David	10	13	11	0	0	0	24	2.4
Roberts	10	0	0	0	0	17	17	1.7
Hudson, Garrett	10	0	0	0	13	0	13	1.3
Curry, Jonathan	7	0	0	0	9	0	9	1.3
Gregory, Robert	11	0	0	0	0	4	4	0.4
TEAM	4	-6	0	0	0	0	-6	-1.5
Total.....	11	1426	2511	73	721	137	4868	442.5
Opponents.....	11	2270	2571	135	727	146	5849	531.7





## Defensive Statistics

DEFENSIVE LEADERS	GP	-----Tackles-----			TFL/Yds	--Sacks--	----Pass Def----	QBH	---Fumbles---		Blkd Kick	Saf
		Solo	Ast	Total		No-Yards	Int-Yds		Rcv-Yds	FF		
3 Clark, Leroy	11	47	31	78	1.0-4	.	2-66	9	.	.	.	.
36 Ezechukwu	11	33	38	71	2.0-3	1.0-2	1-0	2	.	1-90	1	.
9 Brown, Anthony	11	40	17	57	1.0-6	.	4-4	5	.	1-0	.	1
42 Garcia, Andy	11	30	26	56	3.5-16	1.0-11	.	3	.	1-0	.	.
54 Replogle, Jake	11	29	20	49	11.5-36	2.0-15	.	2	.	.	1	.
4 Bentley	5	26	23	49	7.5-17	.	.	2	.	.	.	.
7 Gregory, Robert	11	28	20	48	.	.	1-4	.	.	1-0	.	.
24 Williams, F.	11	24	17	41	1.0-6	0.5-5	3-46	6	.	1	.	.
1 Roberts	10	23	10	33	1.0-2	.	1-17	.	.	.	.	.
29 Herman, Jimmy	7	18	15	33	5.0-17	0.5-4	.	.	.	1	.	.
16 Hudson, Garrett	10	14	15	29	3.0-10	0.5-3	.	.	.	1-27	.	.
11 Miles, Antoine	11	13	15	28	6.0-23	4.0-16	.	.	.	2	.	.
95 Panfil, Evan	11	15	13	28	6.5-31	4.0-27	.	.	.	1	.	.
13 Robinson, Gelen	9	13	13	26	6.0-34	1.5-9	.	.	.	1	.	.
92 Watson, Ryan	11	13	12	25	2.0-7	1.0-5	.	.	.	1-0	.	2
14 Howard, Ra'Zahn	11	11	12	23	1.5-3	1.0-3	.	1	.	1-0	.	.
2 Hunte, Da'Wan	11	10	8	18	2.5-11	2.0-11	.	.	.	1	.	.
21 Bailey, Marcus	3	9	3	12	.	.	.	1	.	.	.	.
47 Henley, Shayne	11	7	2	9	1.0-2	1.0-2	.	.	.	.	.	.
18 Wilson, Eddy	8	3	6	9	.	.	.	1	.	.	.	.
97 Rouse, Michael	4	5	3	8	3.5-11	1.0-8	.	.	.	1	.	.
85 Jurasevich	11	5	2	7	.	.	.	.	.	.	.	.
82 Hilger, Alex	11	3	2	5	.	.	.	.	.	.	.	.
19 Polk-Campbell	5	2	3	5	.	.	.	.	.	.	.	.
18 Posey, Cameron	11	4	.	4	.	.	.	.	.	.	.	.
32 Pulliam, Evan	10	4	.	4	.	.	.	.	.	.	.	.
6 Norwood, Myles	9	1	3	4	.	.	.	.	.	.	.	.
80 Burgess	10	2	.	2	.	.	.	.	.	.	.	.
20 Phillips	11	1	1	2	.	.	.	.	.	.	.	.
28 Yancey, David	10	1	1	2	.	.	.	.	.	.	.	.
8 Cason, Tim	5	1	1	2	.	.	.	.	.	.	.	.
51 Strauser, John	2	.	1	1	.	.	.	.	.	.	.	.
88 Herdman, Cole	11	.	1	1	.	.	.	.	.	.	.	.
33 Anthrop, Danny	11	1	.	1	.	.	.	.	.	.	.	.
1 Knox, D.J.	9	.	1	1	.	.	.	.	.	.	.	.
9 Monteroso, Dan	8	1	.	1	.	.	.	.	.	.	.	.
7 Yancey, De.	11	.	1	1	.	.	.	.	.	.	.	.
65 Makowski, Ben	7	1	.	1	.	.	.	.	.	.	.	.
59 Newton	3	.	1	1	0.5-0	.	.	2	.	1-0	.	.
15 Hart, Trae	6	1	.	1	.	.	.	.	.	.	.	.
46 Johnson, Race	2	1	.	1	.	.	.	.	.	.	.	.
21 Mahoungou	11	1	.	1	.	.	.	.	.	.	.	.
57 Kugler, Robert	11	.	1	1	.	.	.	.	.	.	.	.
31 Schopper, Joe	10	1	.	1	.	.	.	.	.	.	.	.
2 Rose, David	4	.	.	.	.	.	.	1	.	.	.	.
Total.....	11	442	338	780	66-239	21-121	12-137	35	.	8-117	9	4
Opponents.....	11	449	298	747	57.0-207	24-143	14-146	47	.	8-20	11	2



# 2015 Depth Chart

## Offense

WR	5	Domonique Young, Jr., 6-3, 205, Los Angeles, Calif.
or	20	Gregory Phillips, So., 6-0, 191, Lithonia, Ga.
WR	7	DeAngelo Yancey, Jr., 6-2, 223, Atlanta, Ga.
	21	Anthony Mahoungou, So., 6-3, 207, Paris, France
LT	75	David Hedelin, Sr., 6-4, 298, Stockholm, Sweden
	74	Martesse Patterson, R-Fr., 6-3, 345, Columbus, Ohio
LG	72	Jason King, Jr., 6-4, 305, Little Rock, Ark.
	53	Kirk Barron, R-Fr., 6-2, 305, Mishawaka, Ind.
C	57	Robert Kugler, 5th, 6-3, 300, Pittsburgh, Pa.
	53	Kirk Barron, R-Fr., 6-2, 305, Mishawaka, Ind.
RG	70	Jordan Roos, Jr., 6-4, 312, Celina, Texas
	53	Kirk Barron, R-Fr., 6-2, 305, Mishawaka, Ind.
RT	66	Cameron Cermin, Jr., 6-5, 301, College Station, Texas
	74	Martesse Patterson, R-Fr., 6-3, 345, Columbus, Ohio
TE	85	Jordan Jurasevich, 5th, 6-3, 250, Crown Point, Ind.
	88	Cole Herdman, R-Fr., 6-4, 243, Leesburg, Va.
WR	33	Danny Anthrop, Sr., 6-0, 193, West Lafayette, Ind.
	18	Cameron Posey, Jr., 6-1, 183, Boca Raton, Fla.
QB	11	David Blough, R-Fr., 6-1, 202, Carrollton, Texas
	12	Austin Appleby, Jr., 6-5, 239, North Canton, Ohio
RB	8	Markell Jones, Fr., 5-11, 207, Columbus, Ind.
	1	D.J. Knox, So., 5-7, 197, Fairburn, Ga.

## Defense

DT	54	Jake Replogle, Jr., 6-5, 275, Centerville, Ohio
	18	Eddy Wilson, Fr., 6-4, 265, Pontiac, Mich.
NG	92	Ryan Watson, 5th 6-2, 298, Ellicott City, Md.
or	14	Ra'Zahn Howard, Jr., 6-3, 310, Asbury Park, N.J.
DE	95	Evan Panfil, Jr., 6-5, 262, New Lenox, Ill.
	47	Shayne Henley, Jr., 6-3, 265, Simi Valley, Calif.
RE	13	Gelen Robinson, So., 6-1, 250, Schererville, Ind.
	11	Antoine Miles, So., 6-3, 236, Canton, Ohio
Will	36	Danny Ezechukwu, So., 6-2, 246, Lithonia, Ga.
	32	Evan Pulliam, Jr., 6-2, 225, Indianapolis, Ind.
Mike	29	Jimmy Herman, Jr., 6-4, 230, Carmel, Ind.
or	16	Garrett Hudson, So., 6-4, 240, Tallahassee, Fla.
Sam	42	Andy James Garcia, Jr., 6-0, 228, Miami, Fla.
	29	Jimmy Herman, Jr., 6-4, 230, Carmel, Ind.
LCB	9	Anthony Brown, Sr., 5-11, 190, Tampa, Fla.
	6	Myles Norwood, So., 6-0, 170, Arlington, Texas
SS	3	Leroy Clark, Jr., 5-10, 190, Miami, Fla.
	8	Tim Cason, R-Fr., 5-11, 195, Clarkston, Mich.
FS	1	Brandon Roberts, R-Fr., 5-11, 198, Naylor, Ga.
	7	Robert Gregory, Jr., 6-1, 219, Chicago, Ill.
RCB	24	Frankie Williams, 5th, 5-9, 190, Tampa, Fla.
	2	Da'Wan Hunte, So., 5-9, 183, Miami, Fla.

## Specialists

Punter	31	Joe Schopper, Fr., 6-0, 180, Indianapolis, Ind.
	30	Thomas Meadows, Sr., 6-0, 182, Maidens, Va.
Placekicker	37	Paul Griggs, Sr., 6-1, 196, Charlotte, N.C.
	30	Thomas Meadows, Sr., 6-0, 182, Maidens, Va.
Kickoffs	37	Paul Griggs, Sr., 6-1, 196, Charlotte, N.C.
	30	Thomas Meadows, Sr., 6-0, 182, Maidens, Va.
Long Snapper	65	Ben Makowski, Fr., 6-2, 263, Osceola, Ind.
	94	Grant Ellington, 5th, 6-0, 234, LaGrange, Ill.
Holder	30	Thomas Meadows, Sr., 6-0, 182, Maidens, Va.
	12	Austin Appleby, Jr., 6-5, 239, North Canton, Ohio
Kickoff Returns and	24	Frankie Williams, Sr., 5-9, 190, Tampa, Fla.
	33	Danny Anthrop, Sr., 6-0, 193, West Lafayette, Ind.
Punt Returns	33	Danny Anthrop, Sr., 6-0, 193, West Lafayette, Ind.
	24	Frankie Williams, 5th, 5-9, 190, Tampa, Fla.







**Box Score (Final)**  
**The Automated ScoreBook**  
**Purdue vs Marshall (Sep 06, 2015 at Huntington, W.Va.)**

Score by Quarters	1	2	3	4	Total
Purdue	14	7	7	3	31
Marshall	17	0	10	14	41

**Qtr Time Scoring play**

1st	14:53	MARSHALL - LANG, Tiquan 30 yd interception return (SMITH, Nick kick)
	10:36	PUR - Knox, D.J. 4 yd run (Griggs, Paul kick), 11-75 4:17
	06:18	MARSHALL - JOHNSON, Devon 20 yd pass from BIRDSONG, M. (SMITH, Nick kick), 4-72 1:20
	03:00	MARSHALL - SMITH, Nick 42 yd field goal, 5-42 1:45
	00:38	PUR - Anthrop, Danny 9 yd pass from Appleby, Austin (Griggs, Paul kick), 6-75 2:22
2nd	07:35	PUR - Appleby, Austin 1 yd run (Griggs, Paul kick), 12-72 4:59
	11:47	MARSHALL - YURACHEK, Ryan 1 yd pass from BIRDSONG, M. (SMITH, Nick kick), 9-71 3:13
	08:33	PUR - Jones, Markell 36 yd run (Griggs, Paul kick), 9-70 3:14
	03:37	MARSHALL - SMITH, Nick 32 yd field goal, 5-23 1:45
4th	10:14	PUR - Griggs, Paul 22 yd field goal, 15-70 5:05
	02:50	MARSHALL - JOHNSON, Devon 6 yd run (SMITH, Nick kick), 11-84 4:41
	01:20	MARSHALL - LANG, Tiquan 55 yd interception return (SMITH, Nick kick)

	PUR	MARSHALL
<b>FIRST DOWNS</b>	28	20
<b>RUSHES-YARDS (NET)</b>	47-184	29-163
<b>PASSING YDS (NET)</b>	270	234
Passes Att-Comp-Int	48-31-4	36-23-1
<b>TOTAL OFFENSE PLAYS-YARDS</b>	95-454	65-397
Fumble Returns-Yards	0-0	0-0
Punt Returns-Yards	1-9	3-33
Kickoff Returns-Yards	2-41	3-69
Interception Returns-Yards	1-0	4-117
Punts (Number-Avg)	6-42.7	5-43.6
Fumbles-Lost	3-0	2-2
Penalties-Yards	4-53	6-57
Possession Time	34:47	25:13
Third-Down Conversions	10 of 22	4 of 11
Fourth-Down Conversions	2 of 2	0 of 0
Red-Zone Scores-Chances	4-4	4-5
Sacks By: Number-Yards	2-14	2-12

RUSHING: Purdue-Knox, D.J. 22-102; Jones, Markell 12-72; Appleby, Austin 12-12; Anthrop, Danny 1-minus 2. Marshall-JOHNSON, Devon 11-89; BIRDSONG, M. 10-43; WATSON, Remi 6-33; TEAM 2-minus 2.

PASSING: Purdue-Appleby, Austin 31-48-4-270. Marshall-BIRDSONG, M. 23-36-1-234.

RECEIVING: Purdue-Knox, D.J. 6-36; Yancey, De. 5-78; Anthrop, Danny 5-18; Mahoungou 4-59; Hart, Trae 4-19; Posey, Cameron 3-26; Young 2-16; Herdman, Cole 1-11; Phillips 1-7. Marshall-ALLEN, Davonte 5-59; BYRD, Emanuel 4-35; YURACHEK, Ryan 4-29; MCMANUS, D. 3-44; FOSTER, Hyleck 3-15; JOHNSON, Devon 2-27; HUNT, Justin 2-25.

INTERCEPTIONS: Purdue-Clark, Leroy 1-0. Marshall-LANG, Tiquan 2-85; BAXTER, Keith 1-32; LETMAN, Taj 1-0.

FUMBLES: Purdue-Appleby, Austin 2-0; Hart, Trae 1-0. Marshall-JOHNSON, Devon 1-1; BIRDSONG, M. 1-1.

Purdue (0-1) vs. Marshall (1-0)

Date: Sep 06, 2015 • Site: Huntington, W.Va. • Stadium: Joan C. Edwards  
Attendance: 38791

Kickoff time: 3:05 PM • End of Game: 6:46 PM • Total elapsed time: 3:41  
Officials: Referee: Ken Antee; Umpire: Chad Craig; Linesman: George Eason;  
Line judge: Ronald Tubbs; Back judge: Trawick Boeger; Field judge: Chris Cockrell;  
Side judge: Tony Meyer;  
Temperature: 89 • Wind: NE 2 mph • Weather: Sunny - 41% humidity

**Box Score (Final)**  
**The Automated ScoreBook**  
**Indiana State vs Purdue (Sep 12, 2015 at West Lafayette, Ind.)**

Score by Quarters	1	2	3	4	Total
Indiana State	0	7	7	0	14
Purdue	14	10	7	7	38

**Qtr Time Scoring play**

1st	13:25	PUR - Posey, Cameron 57 yd pass from Appleby, Austin (Griggs, Paul kick), 4-75 1:35
	00:26	PUR - Yancey, De. 50 yd pass from Appleby, Austin (Griggs, Paul kick), 6-70 2:55
2nd	09:34	INS - Owens, Gary 17 yd pass from Adam, Matt (Heidorn, Eric kick), 4-33 2:06
	02:40	PUR - Griggs, Paul 19 yd field goal, 10-78 4:07
	00:00	PUR - Monteroso, Dan 51 yd pass from Appleby, Austin (Griggs, Paul kick), 4-68 0:30
3rd	03:22	INS - Tonyan, Robert 27 yd pass from Adam, Matt (Heidorn, Eric kick), 10-80 5:04
	01:10	PUR - Jones, Markell 1 yd run (Griggs, Paul kick), 8-63 2:12
4th	06:24	PUR - Jones, Markell 5 yd pass from Appleby, Austin (Griggs, Paul kick), 10-43 4:23

	INS	PUR
<b>FIRST DOWNS</b>	19	24
<b>RUSHES-YARDS (NET)</b>	41-160	45-251
<b>PASSING YDS (NET)</b>	194	289
Passes Att-Comp-Int	37-18-2	36-20-0
<b>TOTAL OFFENSE PLAYS-YARDS</b>	78-354	81-540
Fumble Returns-Yards	0-0	0-0
Punt Returns-Yards	1--1	1--4
Kickoff Returns-Yards	3-65	1-26
Interception Returns-Yards	0-0	2-4
Punts (Number-Avg)	6-37.0	5-32.8
Fumbles-Lost	2-1	2-2
Penalties-Yards	8-55	5-42
Possession Time	30:32	29:28
Third-Down Conversions	3 of 16	5 of 15
Fourth-Down Conversions	2 of 4	1 of 2
Red-Zone Scores-Chances	1-2	3-4
Sacks By: Number-Yards	1-2	5-22

RUSHING: Indiana State-Adam, Matt 19-80; Fleming, Marlon 8-32; Genesey, Roland 8-28; Booker, LeMonte 6-20. Purdue-Knox, D.J. 16-91; Jones, Markell 14-67; Appleby, Austin 12-50; Brown, Anthony 1-39; Yancey, David 1-3; Blough, David 1-1.

PASSING: Indiana State-Adam, Matt 18-37-2-194. Purdue-Appleby, Austin 20-34-0-289; TEAM 0-1-0-0; Blough, David 0-1-0-0.

RECEIVING: Indiana State-Tonyan, Robert 4-74; Owens, Gary 4-40; Cook, Kelvin 3-34; Levinston, Sam 2-14; Booker, LeMonte 2-1; Fautanu, Lafael 1-20; Brown, Jamar 1-15; Fleming, Marlon 1-minus 4. Purdue-Jones, Markell 4-32; Anthrop, Danny 3-23; Yancey, De. 2-68; Posey, Cameron 2-64; Herdman, Cole 2-22; Knox, D.J. 2-12; Hart, Trae 2-7; Monteroso, Dan 1-51; Marshall, Bilal 1-9; Phillips 1-1.

INTERCEPTIONS: Indiana State-None. Purdue-Gregory, Robert 1-4; Brown, Anthony 1-0.

FUMBLES: Indiana State-Tonyan, Robert 1-1; Adam, Matt 1-0. Purdue-Knox, D.J. 2-2.

Indiana State (1-1) vs. Purdue (1-1)

Date: Sep 12, 2015 • Site: West Lafayette, Ind. • Stadium: Ross-Ade  
Attendance: 41158

Kickoff time: 12:01 pm • End of Game: 3:33 PM • Total elapsed time: 3:32  
Officials: Referee: Mark Kluczynski; Umpire: Tony Smith; Linesman: Rudy Studd;  
Line judge: John Swatz; Back judge: Jack Lyman; Field judge: Kevin Sullivan;  
Side judge: Lewis Garrison; Center judge: Don Novak;  
Temperature: 61 F • Wind: NW 14 • Weather: Partly Cloudy

SACKS (UA-A): Purdue-Rouse, Michael 1-0; Miles, Antoine 1-0. Marshall-ONE, Tomell 1-0; THOMPSON, Gary 1-0.

TACKLES (UA-A): Purdue-Bentley 4-6; Williams 5-4; Gregory, Robert 3-3; Brown, Anthony 3-3; Replogle, Jake 2-3; Herman, Jimmy 1-3; Miles, Antoine 2-1; Rouse, Michael 2-1; Clark, Leroy 1-2; Bailey, Marcus 1-2; Hunte, Da'Wan 0-3; Panfil, Evan 0-3; Jurasevich 1-1; Ezechukwu 1-1; Roberts 1-1; Garcia, Andy 0-2; Hart, Trae 1-0; Hilger, Alex 1-0; Newton 0-1; Strauser, John 0-1; Norwood, Myles 0-1; Henley, Shane 0-1; Watson, Ryan 0-1. Marshall-LANG, Tiquan 6-11; TINDAL, Corey 7-3; THOMPSON, Gary 3-7; DANIEL, Armonze 4-5; HUNTER, D.J. 2-7; MCKELVEY, Evan 2-7; ROWE, Antavis 2-4; TYLER, D. 0-6; DILLON, Steve 0-6; MASSAQUOI, Joe 0-6; LETMAN, Taj 2-2; HUSKEY, Raheim 0-4; KELLER, Blake 0-3; ALLEN, Rodney 2-0; BAXTER, Keith 1-1; BIRDSONG, M. 1-1; ONE, Tomell 1-1; WILLIAMS, R. 0-2; SMITH, Jason 0-2; HERNANDEZ, F. 1-0; WILLIAMS-HALL 1-0; SAMUEL, Jarquez 0-1; CARTER, Cody 0-1.

**Game Starters:**

Purdue			Marshall		
Pos	##	OFFENSE	Pos	##	OFFENSE
WR	50	Young	WR	3	ALLEN, Davonte
WR	70	Yancey, De.	WR	4	MCMANUS, D.
LT	75	Hedelin, David	WR	2	FOSTER, Hyleck
LG	72	King, Jason	LT	67	JEAN-FELIX, S.
C	57	Kugler, Robert	LG	71	JOHANSSON, S.
RG	70	Roos, Jordan	C	54	SELBY, Michael
RT	66	Cermin, Cameron	RG	76	DEVERS, Nate
WR	18	Posey, Cameron	RT	78	VAN HORN, Clint
WR	33	Anthrop, Danny	TE	85	YURACHEK, Ryan
QB	12	Appleby, Austin	QB	11	BIRDSONG, M.
RB	10	Knox, D.J.	RB	47	JOHNSON, Devon
Purdue			Marshall		
Pos	##	DEFENSE	Pos	##	DEFENSE
DT	54	Replogle, Jake	DE	73	MASSAQUOI, Joe
NG	92	Watson, Ryan	NT	94	SAMUEL, Jarquez
DE	95	Panfil, Evan	DT	93	DILLON, Steve
RF	11	Miles, Antoine	DE	13	DANIEL, Armonze
WLB	36	Ezechukwu	SLB	22	HUNTER, D.J.
MLB	40	Bentley	WLB	31	MCKELVEY, Evan
S	29	Herman, Jimmy	CB	5	BAXTER, Keith
CB	9D	Brown, Anthony	S	17	LETMAN, Taj
SS	3D	Clark, Leroy	S	21	LANG, Tiquan
FS	7D	Gregory, Robert	CB	10	TINDAL, Corey
CB	24	Williams	NICK	7	ROWE, Antavis

Purdue: 1D-Roberts, 2C-Curry, Jonathan, 2D-Hunte, Da'Wan, 2L-Bailey, Marcus, 6O-Norwood, Myles, 6D-Cooper, Evyn, 8O-Jones, Markell, 9O-Monteroso, Dan, 14-Howard, Ra'Zahn, 15-Hart, Trae, 20-Phillips, 21-Mahoungou, 3O-Meadows, Thomas, 37-Griggs, Paul, 42-Garcia, Andy, 47-Henley, Shane, 51-Strauser, John, 59-Newton, 82-Hilger, Alex, 85-Jurasevich, 88-Herdman, Cole, 97-Rouse, Michael.

Marshall: 1A-ALLEN, Rodney, 2B-BYRD, Emanuel, 5H-HARRIS, Nyquan, 8-WATSON, Remi, 9H-HUNT, Justin, 12-WILLIAMS-HALL, 14-GANT, Kendall, 19-REAVES, Deandre, 23-PITTMAN, Tony, 25-HARRIS, Kaleb, 36-CARTER, Cody, 37-HANCOCK, Chase, 38-WILLIAMS, Tyler, 39-CURRAJ, Amoretto, 44-KELLER, Blake, 45-HUSKEY, Raheim, 48-SMITH, Nick, 51-TYLER, D., 53-HERNANDEZ, F., 58-DOWREY, Jordan, 59-THOMPSON, Gary, 68-COLLINS, Tom, 74-ADDISON, A.J., 79-BINOT, Fedrice, 84-KNIGHT, Josh, 87-MATHEWS, Nick, 88-CINCOTTA, Matt, 89-WOODRUM, Joe, 91-BEE, Ryan, 95-ONE, Tomell, 98-SMITH, Jason, 99-WILLIAMS, R..

SACKS (UA-A): Indiana State-Brown, Lonnell 1-0. Purdue-Miles, Antoine 2-0; Herman, Jimmy 0-1; Panfil, Evan 1-0; Williams 0-1; Watson, Ryan 1-0.

TACKLES (UA-A): Indiana State-Brown, Lonnell 7-0; Wallace, Jordan 6-0; Lough, Tsali 6-0; Nicholls, Conrr 6-0; Thurman, Jameer 5-1; Gray, Marcus 5-0; Underwood, Conn 5-0; Broadus, Antoni 3-1; Starks, Travis 3-0; Lyons, Alec 2-0; Moss, Katrell 2-0; Rollins, Kenyot 2-0; Cassidy, Conlan 2-0; McGlaun, Norvel 1-0; Denton, Tyler 1-0; McCown, Patrick 1-0; Waller, Tyshon 1-0; Walker, Lonnie 1-0. Purdue-Miles, Antoine 7-2; Herman, Jimmy 5-3; Bentley 5-0; Ezechukwu 3-2; Watson, Ryan 4-0; Brown, Anthony 3-0; Bailey, Marcus 3-0; Clark, Leroy 2-1; Gregory, Robert 2-1; Williams 1-2; Replogle, Jake 2-0; Panfil, Evan 1-0; Posey, Cameron 1-0; Roberts 1-0; Johnson, Race 1-0; Pulliam, Evan 1-0; Cason, Tim 1-0; Garcia, Andy 1-0; Howard, Ra'Zahn 0-1.

**Game Starters:**

Indiana State			Purdue		
Pos	##	OFFENSE	Pos	##	OFFENSE
WR	18	Tonyan, Robert	WR	50	Young
WR	2	Levingston, Sam	WR	70	Yancey, De.
LT	70	Vermillion, Dak	LT	74	Patterson
LG	78	Borens, Zach	LG	72	King, Jason
C	60	Officer, James	C	57	Kugler, Robert
RG	67	Goebel, Evan	RG	70	Roos, Jordan
RT	73	Collier, Presto	RT	66	Cermin, Cameron
TE	86	Brown, Jamar	WR	15	Hart, Trae
WR	4	Owens, Gary	WR	18	Posey, Cameron
QB	11	Adam, Matt	QB	12	Appleby, Austin
RB	1	Booker, LeMonte	RB	10	Knox, D.J.
Indiana State			Purdue		
Pos	##	DEFENSE	Pos	##	DEFENSE
DL	92	Nicholls, Conrr	DT	54	Replogle, Jake
DL	99	Cassidy, Conlan	NG	92	Watson, Ryan
DL	47	Lyons, Alec	DE	95	Panfil, Evan
LB	20	Thurman, Jameer	RE	11	Miles, Antoine
LB	23	Wallace, Jordan	WLB	36	Ezechukwu
LB	55	Underwood, Conn	MLB	40	Bentley
DB	39	Stowers, Alex	SLB	29	Herman, Jimmy
DB	25	Brown, Lonnell	CB	9D	Brown, Anthony
DB	3	Lough, Tsali	SS	3D	Clark, Leroy
DB	21	Sewall, Mark	FS	7D	Gregory, Robert
DB	7	Starks, Travis	CB	24	Williams

Indiana State: 3S-Slupski, Luke, 5K-Killebrew, Aaro, 8-Fautanu, Lafael, 10-Cook, Kelvin, 12-Umeh, Osborn, 13-Denton, Tyler, 24-Genesey, Roland, 29-Henderson, Jona, 30-Woods, Haki, 32-Fleming, Marlon, 33-Walker, Lonnie, 34-Cody, Nick, 35-Stephen, Jerry, 37-Rollins, Kenyot, 38-Gray, Marcus, 40-Moss, Katrell, 42-Main, Andrew, 48-Bennett, Jaylin, 49-Broadus, Antoni, 51-Waller, Tyshon, 52-McGlaun, Norvel, 58-Appel, Joshua, 75-Dachota, Nick, 77-Byrne, Matt, 80-McClendon, Jacq, 82-Brown, Ta'Riq, 83-Mitchell, James, 87-Buske, Logan, 96-Lunsford, Andre, 97-McCown, Patrick, 98-Heidorn, Eric.

Purdue: 1D-Roberts, 1Q-Blough, David, 1E-Burke, Matt, 1T-Wilson, Eddy, 2D-Hunte, Da'Wan, 2C-Rouse, David, 2L-Bailey, Marcus, 3O-Marshall, Bilal, 6O-Norwood, Myles, 8O-Jones, Markell, 8D-Cason, Tim, 9O-Monteroso, Dan, 14-Howard, Ra'Zahn, 16-Hudson, Garrett, 20-Phillips, 21-Mahoungou, 28-Yancey, David, 3O-Meadows, Thomas, 31-Schopper, Joe, 32-Pulliam, Evan, 33-Anthrop, Danny, 37-Griggs, Paul, 42-Garcia, Andy, 46-Johnson, Race, 47-Henley, Shane, 50-Yacobi, 51-Strauser, John, 52-Daniels, Johnny, 53-Barron, Kirk, 59-Newton, 6O-Swinger, Eric, 65-Makowski, Ben, 77-Warburg, Joey, 8O-Burgess, 81-Schon, Keenan, 82-Hilger, Alex, 85-Jurasevich, 87-Mikesky, Shane, 88-Herdman, Cole, 97-Rouse, Michael.





**Box Score (Final)**  
**The Automated ScoreBook**  
**Virginia Tech vs Purdue (Sep 19, 2015 at West Lafayette, Ind.)**

Score by Quarters	1	2	3	4	Total
Virginia Tech	10	14	17	10	51
Purdue	7	10	0	7	24

**Qtr Time Scoring play**

1st	10:53	VT - Slye, J 35 yd field goal, 6-49 2:28
	10:02	VT - Clark, C 20 yd fumble recovery (Slye, J kick)
	06:56	PUR - Appleby, Austin 2 yd run (Griggs, Paul kick), 9-74 3:06
2nd	14:03	PUR - Ezechukwu 90 yd fumble recovery (Griggs, Paul kick)
	08:00	VT - Hodges, B 3 yd pass from Motley, B (Slye, J kick), 12-75 6:03
	02:24	PUR - Griggs, Paul 34 yd field goal, 9-54 3:47
	01:08	VT - Motley, B 5 yd run (Slye, J kick), 7-75 1:16
3rd	13:53	VT - Slye, J 42 yd field goal, 4--7 1:07
	05:10	VT - Coleman, J.C. 1 yd run (Slye, J kick), 8-42 3:30
	01:00	VT - Shegog, A 15 yd blocked punt return (Slye, J kick)
4th	13:34	VT - Slye, J 46 yd field goal, 4-3 1:20
	07:02	PUR - Jones, Markell 60 yd run (Griggs, Paul kick), 4-68 1:17
	02:04	VT - Hodges, B 3 yd pass from Motley, B (Slye, J kick), 8-47 4:58

	VT	PUR
<b>FIRST DOWNS</b>	20	9
<b>RUSHES-YARDS (NET)</b>	56-238	29-144
<b>PASSING YDS (NET)</b>	233	121
Passes Att-Comp-Int	26-16-0	35-12-2
<b>TOTAL OFFENSE PLAYS-YARDS</b>	82-471	64-265
Fumble Returns-Yards	1-20	1-90
Punt Returns-Yards	6-70	0-0
Kickoff Returns-Yards	2-116	6-87
Interception Returns-Yards	2--4	0-0
Punts (Number-Avg)	5-41.6	7-42.3
Fumbles-Lost	5-1	2-1
Penalties-Yards	11-87	10-79
Possession Time	38:11	21:49
Third-Down Conversions	7 of 16	2 of 15
Fourth-Down Conversions	0 of 1	1 of 4
Red-Zone Scores-Chances	6-8	2-2
Sacks By: Number-Yards	2-13	2-17

RUSHING: Virginia Tech-Edmunds, Trey 9-72; McMillian, T 9-55; Coleman, J.C. 10-46; McKenzie, S 8-26; Motley, B 15-24; Rogers, S 1-15; Lawson, D 4-0. Purdue-Jones, Markell 6-90; Burgess 1-29; Knox, D.J. 8-16; Appleby, Austin 13-11; TEAM 1-minus 2.

PASSING: Virginia Tech-Motley, B 15-23-0-220; Rogers, S 1-2-0-13; Lawson, D 0-1-0-0. Purdue-Appleby, Austin 9-28-2-110; Blough, David 3-7-0-11.

RECEIVING: Virginia Tech-Ford, I 6-128; Phillips, C 3-26; Hodges, B 3-11; Rogers, S 2-15; Malleck, R 1-40; Motley, B 1-13. Purdue-Anthrop, Danny 3-43; Posey, Cameron 2-29; Yancey, De. 2-24; Herdman, Cole 2-13; Knox, D.J. 1-8; Phillips 1-3; Jones, Markell 1-1.

INTERCEPTIONS: Virginia Tech-Huelskamp, S 1-0; Alexander, A 1-minus 4. Purdue-None.

FUMBLES: Virginia Tech-Motley, B 4-1; Lawson, D 1-0. Purdue-Appleby, Austin 2-1.

Virginia Tech (2-1) vs. Purdue (1-2)

Date: Sep 19, 2015 • Site: West Lafayette, Ind. • Stadium: Ross-Ade  
Attendance: 45759

Kickoff time: 3:32 • End of Game: 7:12 pm • Total elapsed time: 3:40  
Officials: Referee: Ron Snodgrass; Umpire: Tim Gover; Linesman: Kole Kneueppel;  
Line judge: Jeff Szink; Back judge: Dennis Morris; Field judge: Brad Horchem;  
Side judge: Frank Stenatore; Center judge: Eric Oliver;  
Temperature: 68 F • Wind: NNW 15 • Weather: Mostly Sunny

**Box Score (Final)**  
**The Automated ScoreBook**  
**Bowling Green vs Purdue (Sep 26, 2015 at West Lafayette, Ind.)**

Score by Quarters	1	2	3	4	Total
Bowling Green	7	14	0	14	35
Purdue	7	7	7	7	28

**Qtr Time Scoring play**

1st	11:01	BGSU - GREENE, Travis 11 yd run (TATE, Tyler kick), 14-78 3:59
	02:05	PUR - Blough, David 1 yd run (Griggs, Paul kick), 13-40 6:03
2nd	13:58	BGSU - WILSON, Donovan 2 yd run (TATE, Tyler kick), 12-75 3:07
	11:39	PUR - Yancey, De. 45 yd pass from Blough, David (Griggs, Paul kick), 5-75 2:19
	01:02	BGSU - WILSON, Donovan 1 yd run (TATE, Tyler kick), 7-80 1:19
3rd	10:45	PUR - Burgess 5 yd run (Griggs, Paul kick), 12-75 4:15
4th	08:34	BGSU - MOORE, Ronnie 4 yd pass from JOHNSON, Matt (TATE, Tyler kick), 10-85 3:13
	07:58	PUR - Phillips 62 yd pass from Blough, David (Griggs, Paul kick), 2-75 0:36
	00:09	BGSU - GREENE, Travis 12 yd run (TATE, Tyler kick), 9-80 2:41

	BGSU	PUR
<b>FIRST DOWNS</b>	39	25
<b>RUSHES-YARDS (NET)</b>	33-137	38-77
<b>PASSING YDS (NET)</b>	402	349
Passes Att-Comp-Int	59-43-1	40-30-1
<b>TOTAL OFFENSE PLAYS-YARDS</b>	92-539	78-426
Fumble Returns-Yards	0-0	0-0
Punt Returns-Yards	0-0	0-0
Kickoff Returns-Yards	4-75	1-20
Interception Returns-Yards	1-0	1-0
Punts (Number-Avg)	1-54.0	3-42.0
Fumbles-Lost	1-1	1-0
Penalties-Yards	10-98	9-92
Possession Time	27:31	32:29
Third-Down Conversions	11 of 16	9 of 17
Fourth-Down Conversions	1 of 3	3 of 3
Red-Zone Scores-Chances	5-6	2-4
Sacks By: Number-Yards	3-22	2-8

RUSHING: Bowling Green-GREENE, Travis 11-70; JOHNSON, Matt 11-58; COPPET, Fred 7-22; WILSON, Donovan 2-3; TEAM 2-minus 16. Purdue-Knox, D.J. 19-42; Jones, Markell 6-19; Blough, David 12-11; Burgess 1-5.

PASSING: Bowling Green-DIETER, Gehrig 10-96; MOORE, Ronnie 9-74; GREENE, Travis 6-75; LEWIS, Roger 6-49; LEE, Derek 5-37; BURBRINK, Ryan 4-30; COPPET, Fred 2-14; GALLON, Chris 1-27. Purdue-Knox, D.J. 6-54; Anthorp, Danny 5-40; Phillips 4-92; Yancey, De. 4-80; Jones, Markell 4-23; Posey, Cameron 2-17; Jurasevich 2-8; Young 1-16; Herdman, Cole 1-10; Blough, David 1-9.

INTERCEPTIONS: Bowling Green-VALDEZ, Austin 1-0. Purdue-Williams, F. 1-0.

FUMBLES: Bowling Green-TEAM 1-1. Purdue-Blough, David 1-0.

Bowling Green (2-2) vs. Purdue (1-3)  
Date: Sep 26, 2015 • Site: West Lafayette, Ind. • Stadium: Ross-Ade  
Attendance: 33162

Kickoff time: 12:01 pm • End of Game: 3:25 pm • Total elapsed time: 3:24  
Officials: Referee: Daniel Capron; Umpire: Pat Bayers; Linesman: Jim Ryan;  
Line judge: Brian Bolinger; Back judge: Jake Kemp; Field judge: Kyle DeBuse;  
Side judge: Craig Jeffreys; Center judge: Curt Johnson;  
Temperature: 66 F • Wind: ENE 10 • Weather: Overcast

SACKS (UA-A): Virginia Tech-Fuller, K 1-0; Baron, W 1-0. Purdue-Miles, Antoine 1-0; Hunte, Da'Wan 1-0.

TACKLES (UA-A): Virginia Tech-Alexander, A 7-0; Clark, C 5-0; Clarke, D 4-1; Stroman, G 3-1; Ekanem, K 3-0; Baron, W 2-1; Nicolas, D 1-1; Edmunds, Trem 1-1; McKinnon, D 0-2; Edmunds, Te 1-0; Alleyne, J 1-0; Fuller, K 1-0; Shegog, A 1-0; Facyson, B 1-0; Huelskamp, S 1-0; Reynolds, M 1-0; Slye, J 0-1; Maddy, I 0-1; Vandkye, R 0-1. Purdue-Clark, Leroy 8-3; Bentley 5-6; Miles, Antoine 2-5; Bailey, Marcus 5-1; Gregory, Robert 3-3; Robinson, Gelen 4-1; Garcia, Andy 2-3; Replogle, Jake 2-3; Williams 2-3; Ezechukwu 1-4; Brown, Anthony 3-1; Herman, Jimmy 3-1; Watson, Ryan 2-2; Hunte, Da'Wan 2-1; Rouse, Michael 1-2; Panfil, Evan 1-2; Wilson, Eddy 1-1; Posey, Cameron 1-0; Schopper, Joe 1-0; Norwood, Myles 1-0; Phillips 0-1; Roberts 0-1; Howard, Ra'Zahn 0-1; Henley, Shane 0-1; Hilger, Alex 0-1.

**Game Starters:****Virginia Tech**

Pos	##	OFFENSE
FL	7	Hodges, B
LT	71	McLaughlin, J
LG	57	Teller, W
C	64	Gallo, E
RG	72	Conte, A
RT	77	Hansen, W
TE	88	Malleck, R
SE	1	Ford, I
QB	9	Motley, B
FB	45	Rogers, S
TB	34	McMillian, T

Pos	##	DEFENSE
E	90	Nicolas, D
T	92	Maddy, L
NT	60	Baron, W
E	40	Ekanem, K
OLB	40	Clarke, D
MLB	56	Huelskamp, S
OLB	3	Stroman, G
CB	31	Facyson, B
ROV	36	Alexander, A
FS	19	Clark, C
CB	11	Fuller, K

**Purdue**

Pos	##	OFFENSE
WR	50	Young
WR	70	Yancey, De.
LT	75	Hedelin, David
LG	72	King, Jason
C	57	Kugler, Robert
RG	70	Roos, Jordan
RT	66	Cermin, Cameron
TE	85	Jurasevich
WR	33	Anthorp, Danny
QB	12	Appleby, Austin
RB	10	Knox, D.J.

Pos	##	DEFENSE
DT	54	Replogle, Jake
NG	92	Watson, Ryan
DE	95	Panfil, Evan
RE	11	Miles, Antoine
WLB	36	Ezechukwu
MLB	40	Bentley
SLB	29	Herman, Jimmy
CB	90	Brown, Anthony
SS	30	Clark, Leroy
FS	70	Gregory, Robert
CB	24	Williams

Virginia Tech: 2Q-Lawson, D, 2-Riley, D, 2D-Williams, C, 4-Coleman, J.C., 5-Phillips, C, 6-Reynolds, M, 8-Burns, D, 13-Durkin, C, 14-Edmunds, Trey, 15-Caleb, J, 17-Alleyne, J, 20-Newsome, D, 21-Brainard, M, 22-Edmunds, Te, 23-Greene, D, 24-Shegog, A, 26-Frye, D, 27-Hughes, A.J., 28-McKenzie, S, 32-Peoples, S, 35-Santamaria, M, 37-Vandyke, R, 38-McKinnon, D, 41-Willenbrock, J, 43-Dooley, S, 44-Lydon, C, 46-Slye, J, 49-Edmunds, Trem, 50-Moss, J, 52-Redman, D, 53-Young, T, 59-D'Antuono, E, 61-Chung, K, 67-Osterloh, P, 69-Nijman, Y, 74-Pfaff, B, 75-Smith, A, 80-Knowles, D, 81-Asante, K, 83-Meyer, C, 86-Carroll, C.J., 87-Taylor, C, 89-Cline, K, 91-Sobczak, S, 93-Haynes, J, 95-Williams, N, 96-Marshall, C, 99-Mihota, V.

Purdue: 1T-Wilson, Eddy, 1D-Roberts, 1Q-Blough, David, 2D-Hunte, Da'Wan, 2L-Bailey, Marcus, 3O-Marshall, Bilal, 6O-Norwood, Myles, 8D-Cason, Tim, 8O-Jones, Markell, 9O-Monteroso, Dan, 13-Robinson, Gelen, 14-Howard, Ra'Zahn, 15-Hart, Trae, 16-Hudson, Garrett, 18-Posey, Cameron, 19-Polk-Campbell, 2O-Phillips, 21-Mahoungou, 27-Feichter, Evan, 28-Yancey, David, 3O-Meadows, Thomas, 31-Schopper, Joe, 32-Pulliam, Evan, 37-Griggs, Paul, 42-Garcia, Andy, 47-Henley, Shane, 53-Barron, K, 59-Newton, 74-Patterson, 8O-Burgess, 81-Schon, Keenan, 82-Hilger, Alex, 87-Mikesky, Shane, 88-Herdman, Cole, 97-Rouse, Michael.

SACKS (UA-A): Bowling Green-ROYSER, Taylor 2-0; BUSH, Terrance 1-0. Purdue-Panfil, Evan 1-0; Henley, Shane 1-0.

TACKLES (UA-A): Bowling Green-GREENE, Trent 9-2; VALDEZ, Austin 4-5; ROYSER, Taylor 6-1; BALLEW, Nilijah 4-3; HALE, Ben 3-4; MACK, Alfonso 2-2; TURNER, Dernard 1-3; MINNS, Mike 3-0; GOURDINE, I. 2-1; STEPHENS, Clint 2-1; BUSH, Terrance 2-0; SANFORD, James 2-0; COLVIN, Zach 1-1; SMITH, Shannon 1-1; HARRIS, Brandon 0-2; ROOP, Trevor 1-0; BAIRD, Bryan 1-0; COPPET, Fred 0-1; LOCKE, Nate 0-1. Purdue-Bentley 9-5; Ezechukwu 6-4; Brown, Anthony 5-1; Hunte, Da'Wan 3-3; Garcia, Andy 2-3; Howard, Ra'Zahn 3-1; Williams, F. 3-1; Gregory, Robert 2-2; Miles, Antoine 1-3; Henley, Shane 3-0; Replogle, Jake 2-1; Clark, Leroy 2-1; Panfil, Evan 1-1; Robinson, Gelen 1-1; Polk-Campbell 1-0; Watson, Ryan 0-1; Herdman, Cole 0-1; Roberts 0-1; Cason, Tim 0-1; Hilger, Alex 0-1.

**Game Starters:****Bowling Green**

Pos	##	OFFENSE
WR	4	DIETER, Gehrig
WR	5	MOORE, Ronnie
LT	67	BENNETT, Jacob
LG	68	HUNTER, Ryan
C	71	McAULIFFE, Tim
RG	55	HUETTEL, Alex
RT	53	DIETZ, Logan
WR	17	BURBRINK, Ryan
WR	1	LEWIS, Roger
QB	11	JOHNSON, Matt
RB	8	GREENE, Travis

Pos	##	DEFENSE
E	33	ROYSTER, Taylor
T	92	COLVIN, Zach
NT	54	MINNS, Mike
E	61	BUSH, Terrance
OLB	20	GREENE, Trent
MLB	16	VALDEZ, Austin
OLB	35	SANFORD, James
CB	26	MACK, Alfonso
S	38	HALE, Ben
FS	18	TURNER, Dernard
CB	2	STEPHENS, Clint

**Purdue**

Pos	##	OFFENSE
WR	50	Young
WR	70	Yancey, De.
LT	75	Hedelin, David
LG	72	King, Jason
C	57	Kugler, Robert
RG	70	Roos, Jordan
RT	66	Cermin, Cameron
TE	85	Jurasevich
WR	33	Anthorp, Danny
QB	10	Blough, David
RB	10	Knox, D.J.

Pos	##	DEFENSE
DT	54	Replogle, Jake
NG	92	Watson, Ryan
DE	95	Panfil, Evan
RE	11	Miles, Antoine
WLB	36	Ezechukwu
MLB	40	Bentley
SLB	42	Garcia, Andy
CB	90	Brown, Anthony
SS	30	Clark, Leroy
FS	70	Gregory, Robert
CB	24	Williams, F.

Bowling Green: 1B-BANKS, Aaron, 1C-COBY, Herve, 3-KNAPKE, James, 4H-HARDY, Eilar, 6-GALLON, Chris, 7-RHODES, Robbie, 9G-GOURDINE, I., 9-REDDING, Teo, 10-HARRIS, Brandon, 13-BOZEMAN, Jamari, 14-MILTON, Marcus, 22-JACKSON, Robert, 23-DOHER, Matthew, 25-BALLEW, Nilijah, 27-LOCKE, Nate, 28-COPPET, Fred, 31-ROBINSON, Matt, 36-WALZ, Jack, 44-WILSON, Donovan, 47-ROBERTS, H., 49-DAVIDSON, Joe, 50-LUNSFORD, Izaah, 51-BROWN, Malik, 52-HOHENSTEIN, G., 57-BARTMAN, Zac, 62-CAIRO, Spencer, 70-WARE, De'Angelo, 72-STEWARD, Ben, 77-BEGGAN, JJ, 81-ROOP, Trevor, 83-LEE, Derek, 88-FOLKERTSMA, H., 93-SMITH, Shannon, 98-TATE, Tyler, 99-BAIRD, Bryan.

Purdue: 1T-Wilson, Eddy, 1D-Roberts, 2D-Hunte, Da'Wan, 3O-Marshall, Bilal, 6O-Norwood, Myles, 8O-Jones, Markell, 8C-Cason, Tim, 13-Robinson, Gelen, 14-Howard, Ra'Zahn, 15-Hart, Trae, 16-Hudson, Garrett, 18-Posey, Cameron, 19-Polk-Campbell, 2O-Phillips, 21-Mahoungou, 27-Feichter, Evan, 28-Yancey, David, 3O-Meadows, Thomas, 31-Schopper, Joe, 32-Pulliam, Evan, 34-Sullins, Austin, 37-Griggs, Paul, 47-Henley, Shane, 74-Patterson, 8O-Burgess, 81-Schon, Keenan, 82-Hilger, Alex, 87-Mikesky, Shane, 88-Herdman, Cole.



Box Score (Final)  
The Automated ScoreBook  
Purdue vs #2 Michigan State (Oct 03, 2015 at East Lansing, Mich.)

Score by Quarters	1	2	3	4	Total
Purdue	0	0	7	14	21
Michigan State	14	7	0	3	24

Qtr	Time	Scoring play
1st	07:11	MSU - Scott, LJ 18 yd run (Geiger, Michael kick), 3-27 0:47
	00:28	MSU - Scott, LJ 1 yd run (Geiger, Michael kick), 8-94 4:01
2nd	11:39	MSU - Shelton, R.J. 23 yd pass from Cook, Connor (Geiger, Michael kick), 6-64 3:15
3rd	05:30	PUR - Phillips 2 yd pass from Blough, David (Griggs, Paul kick), 6-21 2:34
4th	14:10	PUR - Jones, Markell 68 yd run (Griggs, Paul kick), 3-80 1:18
	09:54	MSU - Geiger, Michael 30 yd field goal, 8-65 4:11
	06:44	PUR - Jones, Markell 3 yd run (Griggs, Paul kick), 7-79 3:05

	PUR	MSU
<b>FIRST DOWNS</b>	16	20
<b>RUSHES-YARDS (NET)</b>	32-165	47-267
<b>PASSING YDS (NET)</b>	136	139
Passes Att-Comp-Int	31-15-1	19-13-0
<b>TOTAL OFFENSE PLAYS-YARDS</b>	63-301	66-406
Fumble Returns-Yards	0-0	0-0
Punt Returns-Yards	0-0	0-0
Kickoff Returns-Yards	4-76	3-56
Interception Returns-Yards	0-0	1-0
Punts (Number-Avg)	4-47.2	5-41.4
Fumbles-Lost	2-2	1-0
Penalties-Yards	22-36	8-51
Possession Time	5:13	37:24
Third-Down Conversions	5 of 13	5 of 14
Fourth-Down Conversions	1 of 3	0 of 1
Red-Zone Scores-Chances	2-2	3-4
Sacks By: Number-Yards	0-0	3-19

RUSHING: Purdue-Jones, Markell 22-157; Knox, D.J. 2-4; Blough, David 8-4. Michigan State-Scott, LJ 18-146; London, Madre 17-97; Cook, Connor 5-48; Shelton, R.J. 2-10; Pendleton, T. 1-0; TEAM 4-minus 34.

PASSING: Purdue-Blough, David 15-31-1-136. Michigan State-Cook, Connor 13-19-0-139.

RECEIVING: Purdue-Yancey, De. 4-68; Anthrop, Danny 4-42; Phillips 2-10; Herdman, Cole 2-2; Jurasevich 1-6; Mahoungou 1-6; Jones, Markell 1-2. Michigan State-Shelton, R.J. 3-31; Madaris, Monty 2-47; Lyles, Jamal 2-21; Lang, Paul 2-14; Troup, AJ 1-14; Burbridge, A. 1-9; Scott, LJ 1-4; London, Madre 1-minus 1.

INTERCEPTIONS: Purdue-None. Michigan State-Cox, Demetrious 1-0.

FUMBLES: Purdue-Jones, Markell 1-1; Blough, David 1-1. Michigan State-TEAM 1-0.

Purdue (1-4,0-1) vs. Michigan State (5-0,1-0)  
Date: Oct 03, 2015 • Site: East Lansing, Mich. • Stadium: Spartan Stadium  
Attendance: 74418

Kickoff time: 12:01 pm • End of Game: 3:09pm • Total elapsed time: 3:08  
Officials: Referee: J Servinski; Umpire: Steven Woods; Linesman: Brian Matthew;  
Line judge: Ron Tipton; Back judge: Todd Ransom; Field judge: Joel Clay;  
Side judge: Don Swanson; Center judge: Edward Feaster;  
Temperature: 49 • Wind: ENE 16 • Weather: Cloudy

Box Score (Final)  
2015 Purdue Boilermakers  
Minnesota vs Purdue (Oct 10, 2015 at West Lafayette, Ind.)

Score by Quarters	1	2	3	4	Total
Minnesota	0	10	28	3	41
Purdue	6	0	0	7	13

Qtr	Time	Scoring play
1st	10:18	PUR - Knox, D.J. 1 yd run (Griggs, Paul kick failed), 13-75 4:42
2nd	14:51	MINN - Santoso, Ryan 37 yd field goal, 8-34 3:56
	05:12	MINN - Leidner, Mitch 1 yd run (Santoso, Ryan kick), 6-37 3:08
3rd	14:06	MINN - Brooks, Shannon 71 yd run (Santoso, Ryan kick), 2-76 0:54
	07:25	MINN - Lingen, Brandon 3 yd pass from Leidner, Mitch (Santoso, Ryan kick), 10-57 5:13
	01:27	MINN - Lingen, Brandon 17 yd pass from Leidner, Mitch (Santoso, Ryan kick), 7-60 3:53
	01:11	MINN - Myrick, Jalen 27 yd interception return (Santoso, Ryan kick)
4th	05:57	MINN - Santoso, Ryan 25 yd field goal, 8-47 4:09
	04:39	PUR - Herdman, Cole 10 yd pass from Blough, David (Griggs, Paul kick), 5-75 1:18

	MINN	PUR
<b>FIRST DOWNS</b>	17	17
<b>RUSHES-YARDS (NET)</b>	48-326	28-68
<b>PASSING YDS (NET)</b>	82	207
Passes Att-Comp-Int	18-11-1	49-21-3
<b>TOTAL OFFENSE PLAYS-YARDS</b>	66-408	77-275
Fumble Returns-Yards	0-0	0-0
Punt Returns-Yards	3-30	3-6
Kickoff Returns-Yards	1-24	3-58
Interception Returns-Yards	3-30	1-0
Punts (Number-Avg)	5-38.2	7-41.1
Fumbles-Lost	0-0	1-1
Penalties-Yards	6-55	0-0
Possession Time	36:03	23:57
Third-Down Conversions	6 of 14	3 of 17
Fourth-Down Conversions	0 of 0	3 of 6
Red-Zone Scores-Chances	5-5	2-2
Sacks By: Number-Yards	3-15	1-2

RUSHING: Minnesota-Brooks, Shannon 17-176; Smith, Rodney 13-52; Croft, Demry 3-34; Edwards,Berkley 5-29; Leidner, Mitch 6-14; Williams, R. 3-14; Maye, KJ 1-7. Purdue-Knox, D.J. 13-60; Jones, Markell 6-7; Blough, David 8-2; Yancey, David 1-minus 1.

PASSING: Minnesota-Leidner, Mitch 8-12-1-59; Croft, Demry 2-5-0-7; Maye, KJ 1-1-0-16. Purdue-Blough, David 21-49-3-207.

RECEIVING: Minnesota-Lingen, Brandon 3-22; Smith, Rodney 3-15; Woltarsky,Drew 1-20; Leidner, Mitch 1-16; Streveler,Chris 1-4; Hart, Nick 1-3; Maye, KJ 1-2. Purdue-Anthrop, Danny 5-59; Mahoungou 3-28; Young 3-20; Knox, D.J. 3-10; Mikesky, Shane 2-49; Marshall, Bilal 1-14; Herdman, Cole 1-10; Phillips 1-9; Hart, Trae 1-5; Posey, Cameron 1-3.

INTERCEPTIONS: Minnesota-Myrick, Jalen 2-33; Campbell, D. 1-minus 3. Purdue-Ezechukwu 1-0.

FUMBLES: Minnesota-None. Purdue-Hart, Trae 1-1.

Minnesota (4-2,1-1) vs. Purdue (1-5,0-2)  
Date: Oct 10, 2015 • Site: West Lafayette, Ind. • Stadium: Ross-Ade  
Attendance: 33780

Kickoff time: 3:35 pm • End of Game: 6:55 pm • Total elapsed time: 3:20  
Officials: Referee: Todd Geerlings; Umpire: Jeff Carr; Linesman: Kelly Saalfeld;  
Line judge: John Quinn; Back judge: Jack Lyman; Field judge: Ed Rohan;  
Side judge: Bobby Sagers; Center judge: Brent Durbin;  
Temperature: 66 F • Wind: 5 NW mph • Weather: Sunny

SACKS (UA-A): Purdue-None. Michigan State-McDowell, M. 1-0; Colquhoun, A. 1-0; Reschke, J. 1-0.

TACKLES (UA-A): Purdue-Garcia, Andy 4-7; Bentley 3-6; Ezechukwu 1-7; Gregory, Robert 4-3; Clark, Leroy 3-4; Replogle, Jake 1-6; Roberts 2-4; Brown, Anthony 2-3; Robinson, Gelen 1-4; Panfil, Evan 3-1; Watson, Ryan 1-1; Wilson, Eddy 1-0; Hilger, Alex 1-0; Howard, Ra'Zahn 0-1; Williams, F. 0-1; Norwood, Myles 0-1; Polk-Campbell 0-1. Michigan State-Harris, Darien 4-4; McDowell, M. 5-1; Calhoun, S. 2-4; Colquhoun, A. 4-1; Reschke, J. 3-2; Bullough, Riley 2-3; Hicks, Darian 3-1; Cox, Demetrious 2-1; Williamson, RJ 1-2; Nicholson, M. 1-1; Heath, Joel 0-2; Watts-Jackson 1-0; Edmondson, J. 1-0; Frey, Chris 1-0; Thomas, L. 1-0; Jones, Shane 0-1; Morrissey, Matt 0-1.

Game Starters:

Purdue			Michigan State		
Pos	##	OFFENSE	Pos	##	OFFENSE
WR	20	Phillips	X	16	Burbridge, A.
WR	70	Yancey, De.	LT	73	Finley, Dennis
LT	75	Hedelin, David	LG	65	Allen, Brian
LG	72	King, Jason	C	66	Allen, Jack
C	57	Kugler, Robert	RG	75	McGowan, Benny
RG	70	Roos, Jordan	RT	76	Clark, Donavon
RT	66	Cermin, Cameron	TE	83	Lang, Paul
TE	88	Herdman, Cole	FB	37	Pendleton, T.
QB	1Q	Blough, David	F	5	Arnett, D.
RB	80	Jones, Markell	QB	18	Cook, Connor
WR	18	Posey, Cameron	TB	28	London, Madre

Pos	##	DEFENSE	Pos	##	DEFENSE
DT	54	Replogle, Jake	DE	89	Calhoun, S.
NG	92	Watson, Ryan	DT	92	Heath, Joel
DE	95	Panfil, Evan	NT	4	McDowell, M.
RE	11	Miles, Antoine	DE	8	Thomas, L.
WILL	36	Ezechukwu	STAR	45	Harris, Darien
MIKE	4D	Bentley	MIKE	30	Bullough, Riley
SAM	42	Garcia, Andy	SAM	33	Reschke, J.
LCB	9D	Brown, Anthony	CB	2	Hicks, Darian
SS	3D	Clark, Leroy	SAF	26	Williamson, RJ
FS	7D	Gregory, Robert	RC	36	Colquhoun, A.
RCB	24	Williams, F.	SAF	7D	Cox, Demetrious

Purdue: 1T-Wilson, Eddy, 1O-Knox, D.J., 1D-Roberts, 2D-Hunte, Da'Wan, 2O-Curry, Jonathan, 6O-Norwood, Myles, 13-Robinson, Gelen, 14-Howard, Ra'Zahn, 15-Hart, Trae, 16-Hudson, Garrett, 19-Polk-Campbell, 21-Mahoungou, 27-Feichter, Evan, 28-Yancey, David, 30-Meadows, Thomas, 31-Schopper, Joe, 32-Pulliam, Evan, 33-Anthrop, Danny, 37-Griggs, Paul, 47-Henley, Shane, 65-Makowski, Ben, 74-Patterson, 80-Burgess, 81-Schon, Keenan, 82-Hilger, Alex, 85-Jurasevich, 87-Mikesky, Shane.

Michigan State: 3-Scott, LJ, 4K-Geiger, Michael, 5D-Dowell, Andrew, 6-Terry, Damion, 8K-Cronin, Kevin, 8J-Jones, Evan, 9-Nicholson, M., 10-Morrissey, Matt, 11-Lyles, Jamal, 12-Shelton, R.J., 14-Laneaux, Chris, 19-Troup, AJ, 20-Watts-Jackson, 23-Frey, Chris, 24-Holmes, Gerald, 25-Hartbarger, J., 27-Willis, Khari, 31-Harrell, T.J., 38-Bullough, Byron, 39-Edmondson, J., 42-Leimbach, Zac, 44-Miller, Grayson, 49-Jones, Shane, 52-Pepper, Taybor, 55-Machado, M., 59-Beedle, David, 64-Clemons, B., 72-Evans, Craig, 77-Padla, Nick, 80-Chmura, Dylan, 81-Sokol, Matt, 84-Davis, Felton, 86-Macksod, Matt, 88-Madaris, Monty, 93-Knox, Damon, 98-Cooper, D..

SACKS (UA-A): Minnesota-Timms, Yoshoub 1-0; Lynn, Jack 0-1; Richardson, S 1-0; Ekpe, Hendrick 0-1. Purdue-Ezechukwu 1-0.

TACKLES (UA-A): Minnesota-Poock, Cody 6-3; Campbell, D. 6-1; Johnson,Antonio 6-1; Lynn, Jack 2-2; McGhee, D 2-2; Richardson, S 2-2; Shenault, A 3-0; Murray, Eric 2-1; Timms, Yoshoub 1-2; Cashman, Blake 1-1; Celestin, J 3-2; Ayinde,Adekunle 1-0; Huff, Julian 1-0; Williams, R. 1-0; Kafo, Julien 1-0; Stelter, Andrew 1-0; Myrick, Jalen 1-0; Ekpe, Hendrick 0-1; Rallis, Nick 0-1; Keith, Alex 0-1. Purdue-Clark, Leroy 6-5; Ezechukwu 8-2; Herman, Jimmy 3-4; Brown, Anthony 3-2; Roberts 3-2; Garcia, Andy 2-3; Wilson, Eddy 0-4; Robinson, Gelen 3-0; Pulliam, Evan 3-0; Gregory, Robert 2-1; Hudson, Garrett 0-3; Howard, Ra'Zahn 2-0; Replogle, Jake 2-0; Panfil, Evan 1-1; Watson, Ryan 1-1; Campbell 1-1; Williams 1-1; Phillips 1-0; Henley, Shane 1-0; Jurasevich 1-0; Mahoungou 1-0; Knox, D.J. 0-1; Yancey, De. 0-1.

Game Starters:

Minnesota			Purdue		
Pos	##	OFFENSE	Pos	##	OFFENSE
WR	1	Maye, KJ	WR	20	Phillips
HTE	86	Lingen, Brandon	WR	70	Yancey, De.
LT	78	Lauer, Ben	LT	75	Hedelin, David
LG	73	Bjorklund, Joe	LG	72	King, Jason
C	71	Moore, Tyler	C	57	Kugler, Robert
RG	5E	Mayes, Connor	RG	70	Roos, Jordan
RT	79	Pirsig, Jonah	RT	66	Cermin, Cameron
YTE	80	Wozniak, Nate	WR	18	Posey, Cameron
FB	41	Thomas, Miles	WR	33	Anthrop, Danny
QB	7	Leidner, Mitch	QB	1Q	Blough, David
TB	27	Brooks, Shannon	RB	10	Knox, D.J.

Pos	##	DEFENSE	Pos	##	DEFENSE
E	55	Cockran,Thiëren	DT	54	Replogle, Jake
T	96	Richardson, S	NG	92	Watson, Ryan
T	99	Stelter, Andrew	DE	95	Panfil, Evan
E	95	Ekpe, Hendrick	RE	13	Robinson, Gelen
LB	26	Campbell, D.	WLB	36	Ezechukwu
LB	12	Poock, Cody	MLB	29	Herman, Jimmy
LB	34	Shenault, A	SLB	42	Garcia, Andy
CB	31	Murray, Eric	CB	9D	Brown, Anthony
S	11	Johnson,Antonio	SS	3D	Clark, Leroy
S	4	Ayinde,Adekunle	FS	7D	Gregory, Robert
CB	5	Myrick, Jalen	CB	16	Hudson, Garrett

Minnesota: 1Z-Gant, Desmond, 1A-Croft, Demry, 1H-Perra, Jacques, 3C-McKelvey, John, 3-Hardin, KiAnte, 8-McGhee, D, 8H-Johnson,Cavonte, 9A-Keith, Alex, 9-Carter, Eric, 13-Celestin, J, 14-Streveler,Chris, 15-Williams, E, 17-Huff, Jacob, 18-Santoso, Ryan, 20-Huff, Julian, 21-Holland, Melvin, 24-Smith, Rodney, 25-Jordahl, Payton, 32-Edwards,Berkley, 35-Williams, R., 36-Cashman, Blake, 37-Mortell, Peter, 43-Hartmann, Tyler, 45-Hart, Nick, 48-Weber, Blake, 50-Lynn, Jack, 52-Timms, Yoshoub, 56-Rallis, Nick, 60-Leidner, Matt, 63-Christenson,Jon, 68-Hayes, Isaac, 69-Carr, Justin, 70-Fahning, Chad, 77-Bush, Foster, 82-Woltarsky,Drew, 88-Still, Rashad, 91-Kafo, Julien, 92-Dondo-Lay, R.

Purdue: 1D-Roberts, 1T-Wilson, Eddy, 2D-Hunte, Da'Wan, 2C-Rose, David, 2O-Curry, Jonathan, 3O-Marshall, Bilal, 5O-Young, 6O-Norwood, Myles, 8O-Cason, Tim, 8O-Jones, Markell, 9O-Montero, Dan, 11-Miles, Antoine, 14-Howard, Ra'Zahn, 15-Hart, Trae, 19-Polk-Campbell, 21-Mahoungou, 24-Williams, 27-Feichter, Evan, 28-Yancey, David, 30-Meadows, Thomas, 31-Schopper, Joe, 32-Pulliam, Evan, 37-Griggs, Paul, 47-Henley, Shane, 65-Makowski, Ben, 74-Patterson, 80-Burgess, 81-Schon, Keenan, 82-Hilger, Alex, 85-Jurasevich, 87-Mikesky, Shane, 88-Herdman, Cole.





**Box Score (Final)**  
**The Automated ScoreBook**  
**Purdue vs Wisconsin (Oct 17, 2015 at Madison, Wis.)**

Score by Quarters	1	2	3	4	Total
Purdue	0	7	0	0	7
Wisconsin	7	3	7	7	24

**Qtr Time Scoring play**

1st 09:25 WIS - Ingold, Alec 4 yd run (Gaglianone, R. kick), 10-81 5:35  
 2nd 12:44 PUR - Blough, David 2 yd run (Griggs, Paul kick), 9-29 3:46  
 06:54 WIS - Gaglianone, R. 28 yd field goal, 11-65 5:50  
 3rd 00:00 WIS - Ogunbowale, D. 4 yd run (Gaglianone, R. kick), 5-33 2:15  
 4th 07:16 WIS - Ingold, Alec 1 yd run (Gaglianone, R. kick), 11-66 6:02

	PUR	WIS
<b>FIRST DOWNS</b>	12	26
<b>RUSHES-YARDS (NET)</b>	29-55	37-96
<b>PASSING YDS (NET)</b>	136	322
Passes Att-Comp-Int	26-15-0	39-30-1
<b>TOTAL OFFENSE PLAYS-YARDS</b>	55-191	76-418
Fumble Returns-Yards	0-0	0-0
Punt Returns-Yards	0-0	0-0
Kickoff Returns-Yards	3-56	1-10
Interception Returns-Yards	1-66	0-0
Punts (Number-Avg)	6-38.5	4-33.2
Fumbles-Lost	2-1	1-0
Penalties-Yards	7-67	7-65
Possession Time	22:14	37:46
Third-Down Conversions	4 of 13	7 of 14
Fourth-Down Conversions	1 of 3	1 of 1
Red-Zone Scores-Chances	1-1	4-6
Sacks By: Number-Yards	2-7	2-18

RUSHING: Purdue-Jones, Markell 12-46; Knox, D.J. 10-24; TEAM 1-minus 2; Blough, David 6-minus 13.  
 Wisconsin-Ogunbowale, D. 18-56; Ingold, Alec 9-19; McEvoy, Tanner 2-16; Erickson, Alex 1-4; Stave, Joel 3-4; Rushing, George 1-1; Love, Reggie 1-minus 1; Team 2-minus 3.

PASSING: Purdue-Blough, David 15-26-0-136. Wisconsin-Stave, Joel 30-39-1-322.

RECEIVING: Purdue-Jones, Markell 3-29; Mikesky, Shane 3-27; Anthrop, Danny 3-18; Knox, D.J. 2-35; Phillips 1-8; Marshall, Bilal 1-8; Young 1-8; Yancey, De. 1-3. Wisconsin-Erickson, Alex 9-86; Wheelwright, R. 6-61; Ogunbowale, D. 6-51; Fumagalli, Troy 4-45; Peavy, Jazz 2-48; Love, Reggie 2-15; Steffes, Eric 1-16.

INTERCEPTIONS: Purdue-Clark, Leroy 1-66. Wisconsin-None.

FUMBLES: Purdue-Jones, Markell 1-1; Blough, David 1-0. Wisconsin-Stave, Joel 1-0.

Purdue (1-6,0-3) vs. Wisconsin (5-2,2-1)

Date: Oct 17, 2015 • Site: Madison, Wis. • Stadium: Camp Randall  
 Attendance: 80794

Kickoff time: 11:01 • End of Game: 14:05 • Total elapsed time: 3:04  
 Officials: Referee: J. McGinn; Umpire: M. Pilarski; Linesman: B. Matthew;  
 Line judge: J. Wiercinski; Back judge: J. Schwarzel; Field judge: T. Maguire;  
 Side judge: J. Hayes; Center judge: P. Holt;  
 Temperature: 41 • Wind: 6 West • Weather: Partly Cloudy

**Box Score (Final)**  
**The Automated ScoreBook**  
**Nebraska vs Purdue (Oct 31, 2015 at West Lafayette, Ind.)**

Score by Quarters	1	2	3	4	Total
Nebraska	3	6	7	29	45
Purdue	7	14	21	13	55

**Qtr Time Scoring play**

1st 07:53 NEB - Brown, Drew 41 yd field goal, 12-70 5:34  
 05:06 PUR - Blough, David 56 yd run (Griggs, Paul kick), 6-77 2:47  
 2nd 13:48 PUR - Anthrop, Danny 3 yd pass from Blough, David (Griggs, Paul kick), 5-16 1:35  
 11:52 NEB - Morgan Jr., S. 20 yd pass from Fyfe, Ryker (Brown, Drew kick blocked), 5-58 1:56  
 04:12 PUR - Young 4 yd run (Griggs, Paul kick), 5-22 2:00  
 3rd 12:04 NEB - Cross, Imani 9 yd run (Brown, Drew kick), 8-75 2:56  
 07:42 PUR - Jurasevich 5 yd pass from Blough, David (Griggs, Paul kick), 13-80 4:22  
 05:19 PUR - Yancey, De. 83 yd pass from Blough, David (Griggs, Paul kick), 2-84 0:59  
 02:34 PUR - Yancey, De. 9 yd pass from Blough, David (Griggs, Paul kick), 5-19 2:36  
 4th 14:56 NEB - Hovey, Lane 17 yd pass from Fyfe, Ryker (Brown, Drew kick), 8-70 2:38  
 11:39 NEB - Janovich, Andy 1 yd run (Westerkamp, J. pass from Fyfe, Ryker), 5-71 1:20  
 05:51 PUR - Jones, Markell 6 yd run (Griggs, Paul kick), 1-6 0:05  
 03:27 NEB - Reilly, Brandon 8 yd pass from Fyfe, Ryker (Brown, Drew kick), 7-64 2:24  
 01:02 PUR - Jones, Markell 8 yd run (Griggs, Paul kick blocked), 7-45 2:25  
 00:30 NEB - Westerkamp, J. 35 yd pass from Fyfe, Ryker (Brown, Drew kick), 3-58 0:32

	NEB	PUR
<b>FIRST DOWNS</b>	28	20
<b>RUSHES-YARDS (NET)</b>	29-77	37-183
<b>PASSING YDS (NET)</b>	407	274
Passes Att-Comp-Int	48-29-4	43-28-0
<b>TOTAL OFFENSE PLAYS-YARDS</b>	77-484	80-457
Fumble Returns-Yards	0-0	1-27
Punt Returns-Yards	0-0	0-0
Kickoff Returns-Yards	8-163	4-86
Interception Returns-Yards	0-0	4-46
Punts (Number-Avg)	3-48.0	5-41.6
Fumbles-Lost	1-1	0-0
Penalties-Yards	7-40	6-58
Possession Time	29:26	30:34
Third-Down Conversions	7 of 12	8 of 17
Fourth-Down Conversions	0 of 0	2 of 3
Red-Zone Scores-Chances	6-6	6-6
Sacks By: Number-Yards	1-1	2-18

RUSHING: Nebraska-Newby, Terrell 10-56; Cross, Imani 8-39; Reilly, Brandon 1-20; Janovich, Andy 2-2; Pierson-El, D. 1-minus 5; Fyfe, Ryker 7-minus 35. Purdue-Jones, Markell 23-92; Blough, David 10-82; Phillips 1-5; Young 1-4; Monteroso, Dan 1-2; Anthrop, Danny 1-minus 2.

PASSING: Nebraska-Fyfe, Ryker 29-48-4-407. Purdue-Blough, David 28-43-0-274.

RECEIVING: Nebraska-Westerkamp, J. 9-123; Reilly, Brandon 5-88; Carter, Cethan 3-45; Ozigbo, Devine 3-42; Morgan Jr., S. 3-26; Hovey, Lane 2-33; Turner, Jamal 1-17; Newby, Terrell 1-13; Pierson-El, D. 1-12; Cross, Imani 1-8. Purdue-Anthrop, Danny 10-40; Yancey, De. 5-111; Jones, Markell 5-51; Posey, Cameron 3-16; Herdman, Cole 2-23; Jurasevich 2-5; Phillips 1-8; Burgess 0-20.

INTERCEPTIONS: Nebraska-None. Purdue-Brown, Anthony 3-4; Williams, F. 1-42.

FUMBLES: Nebraska-Fyfe, Ryker 1-1. Purdue-None.

Nebraska (3-6,1-4) vs. Purdue (2-6,1-3)

Date: Oct 31, 2015 • Site: West Lafayette, Ind. • Stadium: Ross-Ade  
 Attendance: 31351

Kickoff time: 12:01 pm • End of Game: 3:46 pm • Total elapsed time: 3:45  
 Officials: Referee: Don Willard; Umpire: Jim Shaw; Linesman: Brian Matthew;  
 Line judge: Ron Tipton; Back judge: Mike Brown; Field judge: Terry Anderson;  
 Side judge: Steve Hassel; Center judge: Mike Stumberg;  
 Temperature: 47 F • Wind: SSE 11 • Weather: Cloudy

SACKS (UA-A): Purdue-Howard, Ra'Zahn 1-0; Panfil, Evan 1-0. Wisconsin-Obasiah, Chikwe 0-2; Orr, Chris 0-1; Schobert, Joe 0-1.

TACKLES (UA-A): Purdue-Brown, Anthony 7-4; Ezechukwu 2-9; Williams, F. 5-2; Clark, Leroy 4-3; Gregory, Robert 4-3; Howard, Ra'Zahn 2-4; Panfil, Evan 3-2; Hudson, Garrett 1-4; Replogle, Jake 2-2; Garcia, Andy 0-4; Watson, Ryan 1-2; Hunte, Da'Wan 2-0; Rouse, Michael 2-0; Hilger, Alex 1-0; Monteroso, Dan 1-0; Miles, Antoine 0-1; Robinson, Gelen 0-1; Kugler, Robert 0-1. Wisconsin-Edwards, TJ 7-9; Schobert, Joe 4-3; Orr, Chris 3-4; Caputo, Michael 4-1; Biegel, Vince 2-2; Obasiah, Chikwe 0-4; Goldberg, A. 0-3; McEvoy, Tanner 1-1; Shelton, S. 1-1; Jamerson, N. 1-1; Sheehy, Conor 0-2; Tindal, Derrick 1-0; Cichy, Jack 1-0; Endicott, A. 1-0; Benzsachawel, B. 1-0; Hillary, Darius 1-0; Connelly, Ryan 0-1.

**Game Starters:**

Purdue			Wisconsin		
Pos	##	OFFENSE	Pos	##	OFFENSE
QB	1Q	Blough, David	QB	2	Stave, Joel
RB	10	Knox, D.J.	RB	23	Ogunbowale, D.
WR	20	Phillips	FB	34	Watt, Derek
WR	70	Yancey, De.	WR	86	Erickson, Alex
TE	88	Herdman, Cole	WR	15	Wheelwright, R.
TE	85	Jurasevich	TE	44	Steffes, Eric
LT	75	Hedelin, David	LT	61	Marz, Tyler
LG	72	King, Jason	LG	63	Deiter, Michael
C	57	Kugler, Robert	C	62	Williams, W.
RG	70	Roos, Jordan	RG	75	Kapoli, Micah
RT	66	Cermin, Cameron	RT	66	Benzschawel, B.
Pos	##	DEFENSE	Pos	##	DEFENSE
DT	54	Replogle, Jake	DE	95	Goldberg, A.
NG	92	Watson, Ryan	NT	94	Sheehy, Conor
DE	95	Panfil, Evan	DE	3A	Obasiah, Chikwe
RE	13	Robinson, Gelen	OLB	47	Biegel, Vince
WLB	36	Ezechukwu	ILB	53	Edwards, TJ
MLB	16	Hudson, Garrett	ILB	50	Orr, Chris
SLB	42	Garcia, Andy	OLB	58	Schobert, Joe
CB	9D	Brown, Anthony	CB	5	Hillary, Darius
SS	3D	Clark, Leroy	SS	7	Caputo, Michael
FS	7D	Gregory, Robert	FS	3	McEvoy, Tanner
CB	24	Williams, F.	CB	8	Shelton, S.

Purdue: 2D-Hunte, Da'Wan, 30-Marshall, Bilal, 50-Young, 60-Norwood, Myles, 80-Jones, Markell, 90-Monteroso, Dan, 11-Miles, Antoine, 14-Howard, Ra'Zahn, 18-Posey, Cameron, 19-Polk-Campbell, 21-Mahoungou, 27-Feichter, Evan, 28-Yancey, David, 31-Schopper, Joe, 32-Pulliam, Evan, 33-Anthrop, Danny, 37-Griggs, Paul, 46-Johnson, Race, 47-Henley, Shayne, 50-Yacobi, 74-Patterson, 80-Burgess, 82-Hilger, Alex, 87-Mikesky, Shane, 97-Rouse, Michael.

Wisconsin: 5A-Maxwell, Jacob, 9-Fredrick, J., 10-Gaglianone, R., 11-Peavy, Jazz, 12-Jamerson, N., 14-Dixon, D'Cota, 16-Love, Reggie, 19-Musso, Leo, 20-Ramesh, Austin, 21-Farrar, Alex, 24-Brookins, K., 25-Tindal, Derrick, 26-Straus, Derek, 36-Ferguson, Joe, 37-Endicott, A., 41-Hayes, Jesse, 42-Watt, TJ, 43-Connelly, Ryan, 45-Ingold, Alec, 48-Cichy, Jack, 55-Dooley, Garrett, 57-James, Alec, 60-Udelhoven, C., 65-Sagapoli, Olive, 76-Schmidt, Logan, 81-Fumagalli, Troy, 87-Rushing, George, 90-Meyer, Drew, 91-Neuville, Z., 92-Patterson, J., 93-Keefer, Jake, 97-Russell, Jack.

SACKS (UA-A): Nebraska-Dzuris, Ross 1-0. Purdue-Panfil, Evan 1-0; Hudson, Garrett 0-1; Robinson, Gelen 0-1.

TACKLES (UA-A): Nebraska-Banderas, Josh 6-3; Gerry, Nate 4-4; Williams, Aaron 5-2; Newby, Marcus 4-2; Young, Dedrick 4-2; Davie, Daniel 4-1; Dzuris, Ross 4-1; Kalu, Joshua 3-1; Collins, Malik 2-1; Akinmoladun, F. 1-1; Gangwish, Jack 1-1; Reed, Antonio 1-0; Maurice, Kevin 1-0; Joseph, Boaz 1-0; Williams, Kier. 1-0; Jones, Chris 1-0; Lewis, Alex 1-0; McMullen, Greg 0-1; Ozigbo, Devine 0-1; Fyfe, Ryker 0-1. Purdue-Clark, Leroy 8-2; Garcia, Andy 8-1; Replogle, Jake 5-2; Hudson, Garrett 5-2; Gregory, Robert 4-1; Brown, Anthony 3-1; Jurasevich 2-1; Robinson, Gelen 2-1; Panfil, Evan 2-1; Posey, Cameron 2-0; Miles, Antoine 1-1; Yancey, David 1-1; Burgess 1-0; Ezechukwu 1-0; Roberts 1-0; Williams, F. 0-1; Howard, Ra'Zahn 0-1.

**Game Starters:**

Nebraska			Purdue		
Pos	##	OFFENSE	Pos	##	OFFENSE
FB	35	Janovich, Andy	WR	20	Phillips
TE	11	Carter, Cethan	WR	70	Yancey, De.
LT	71	Lewis, Alex	LT	75	Hedelin, David
LG	66	Utter, Dylan	LG	72	King, Jason
C	65	Reeves, Ryne	C	57	Kugler, Robert
RG	70	Kondolo, C.	RG	70	Roos, Jordan
RT	57	Sterup, Zach	RT	66	Cermin, Cameron
WR	13	Hovey, Lane	TE	85	Jurasevich
WR	87	Reilly, Brandon	WR	33	Anthrop, Danny
QB	17	Fyfe, Ryker	QB	1Q	Blough, David
IB	34	Newby, Terrell	RB	80	Jones, Markell
Pos	##	DEFENSE	Pos	##	DEFENSE
E	90	McMullen, Greg	DT	54	Replogle, Jake
CB	8A	Jones, Chris	NG	92	Watson, Ryan
T	98	Valentine, V.	DE	95	Panfil, Evan
E	95	Gangwish, Jack	RE	13	Robinson, Gelen
E	88	Dzuris, Ross	WLB	36	Ezechukwu
LB	52	Banderas, Josh	LB	11	Miles, Antoine
LB	5	Young, Dedrick	DE	42	Garcia, Andy
CB	1B	Kalu, Joshua	CB	9D	Brown, Anthony
S	24	Williams, Aaron	SS	3D	Clark, Leroy
S	25	Gerry, Nate	FS	7D	Gregory, Robert
CB	23	Davie, Daniel	CB	24	Williams, F.

Nebraska: 1C-Joseph, Boaz, 1-Westerkamp, J., 2S-Stevenson, J., 2A-Williams, Kier., 2-Mosley, Trai, 2B-Taylor, Adam, 3A-Brown, Drew, 3-Newby, Marcus, 5A-Thurston, Paul, 7-Collins, Malik, 7A-Allen, Taarig, 8-Morgan Jr., S., 10-Turner, Jamal, 15-Pierson-El, D., 16-Reed, Antonio, 22-Ozigbo, Devine, 27-Foltz, Sam, 29-Nabity, Graham, 32-Cross, Imani, 33-Bailey, C., 39-Nelson, Jordan, 40-Ober, Jordan, 42-Foster, Trey, 43-Ferguson, Tyrin, 55-Maurice, Kevin, 56-Simpson, Brad, 59-Finnin, Matt, 67-Foster, Jerald, 73-Hahn, Sam, 84-Cotton, Sam, 86-Sutton, David, 91-Akinmoladun, F.

Purdue: 1T-Wilson, Eddy, 1D-Roberts, 2C-Rose, David, 2D-Hunte, Da'Wan, 20-Curry, Jonathan, 30-Marshall, Bilal, 50-Young, 8D-Cason, Tim, 90-Monteroso, Dan, 14-Howard, Ra'Zahn, 16-Hudson, Garrett, 18-Posey, Cameron, 21-Mahoungou, 27-Feichter, Evan, 28-Yancey, David, 30-Headows, Thomas, 31-Schopper, Joe, 32-Pulliam, Evan, 37-Griggs, Paul, 47-Henley, Shayne, 55-Mendez, Michael, 65-Makowski, Ben, 74-Patterson, 80-Burgess, 81-Schorn, Keenan, 82-Hilger, Alex, 87-Mikesky, Shane, 88-Herdman, Cole.



**Box Score (Final)**  
**The Automated ScoreBook**  
**Illinois vs Purdue (Nov 07, 2015 at West Lafayette, Ind.)**

Score by Quarters	1	2	3	4	Total
Illinois	10	17	14	7	48
Purdue	0	7	0	7	14

**Qtr Time Scoring play**

1st 11:41 ILL - Turner,Malik 32 yd pass from Lunt,Wes (Zalewski,T. kick), 5-76 1:55  
04:48 ILL - Zalewski,T. 46 yd field goal, 8-33 1:42  
08:42 ILL - Zalewski,T. 34 yd field goal, 12-47 5:03  
05:23 ILL - Ferguson,Josh 12 yd pass from Lunt,Wes (Zalewski,T. kick), 5-58 1:36  
00:57 PUR - Blough, David 3 yd run (Griggs, Paul kick), 15-71 4:26  
00:14 ILL - Cain,Desmond 20 yd pass from Lunt,Wes (Zalewski,T. kick), 7-72 0:43  
02:30 ILL - Vaughn,Ke'Shawn 6 yd run (Zalewski,T. kick), 11-81 5:59  
01:41 ILL - Vaughn,Ke'Shawn 78 yd run (Zalewski,T. kick), 1-78 0:12  
4th 10:42 PUR - Yancey, De. 25 yd pass from Blough, David (Griggs, Paul kick), 1-25 0:07  
01:47 ILL - Foster,K. 18 yd run (Zalewski,T. kick), 6-51 3:44

	ILL	PUR
<b>FIRST DOWNS</b>	29	17
<b>RUSHES-YARDS (NET)</b>	41-382	28-89
<b>PASSING YDS (NET)</b>	213	174
Passes Att-Comp-Int	38-21-0	47-29-2
<b>TOTAL OFFENSE PLAYS-YARDS</b>	79-595	75-263
Fumble Returns-Yards	0-0	0-0
Punt Returns-Yards	2-3	2-59
Kickoff Returns-Yards	1-27	7-95
Interception Returns-Yards	2-3	0-0
Punts (Number-Avg)	4-54.5	7-41.9
Fumbles-Lost	0-0	0-0
Penalties-Yards	8-69	3-34
Possession Time	33:36	26:24
Third-Down Conversions	5 of 14	6 of 18
Fourth-Down Conversions	1 of 1	2 of 4
Red-Zone Scores-Chances	5-6	1-2
Sacks By: Number-Yards	3-28	1-11

RUSHING: Illinois-Vaughn,Ke'Shawn 16-180; Ferguson,Josh 12-133; Crouch,Chayce 7-45; Foster,K. 1-18; Tucker,Cameron 2-12; Team 1-minus 1; Lunt,Wes 2-minus 5. Purdue-Jones, Markell 14-84; Yancey, David 2-10; TEAM 1-minus 2; Blough, David 11-minus 3.

PASSING: Illinois-Lunt,Wes 19-33-0-169; Crouch,Chayce 2-4-0-44; Team 0-1-0-0. Purdue-Blough, David 29-47-2-174.

RECEIVING: Illinois-Cain,Desmond 6-74; Ferguson,Josh 6-41; Allison, G. 4-22; Turner,Malik 2-36; Taylor,Dionte 2-17; Vaughn,Ke'Shawn 1-23. Purdue-Anthrop, Danny 6-20; Yancey, De. 5-51; Jones, Markell 5-13; Marshall, Bilal 3-29; Mikesky, Shane 3-17; Herdman, Cole 2-14; Yancey, David 2-11; Monteroso, Dan 1-13; Phillips 1-4; Posey, Cameron 1-2.

INTERCEPTIONS: Illinois-Little,Jevaris 1-8; Barton,Taylor 1-minus 5. Purdue-None.

FUMBLES: Illinois-None. Purdue-None.

Illinois (5-4,2-3) vs. Purdue (2-7,1-4)

Date: Nov 07, 2015 • Site: West Lafayette, Ind. • Stadium: Ross-Ade  
Attendance: 40197

Kickoff time: 12:01 pm • End of Game: 3:30 pm • Total elapsed time: 3:29  
Officials: Referee: Todd Geerlings; Umpire: Mike Pilarski; Linesman: Steve Matarante;  
Line Judge: John Wiercinski; Back Judge: Dennis Morris; Field Judge: Jeffrey Noggle;  
Side Judge: Bobby Sagers; Center Judge: Eric Oliver;  
Temperature: 51 F • Wind: W 8 MPH • Weather: Sunny

**Box Score (Final)**  
**2015 Purdue Boilermakers**  
**Purdue vs #18 Northwestern (Nov 14, 2015 at Evanston, Ill.)**

Score by Quarters	1	2	3	4	Total
Purdue	7	0	7	0	14
Northwestern	7	7	0	7	21

**Qtr Time Scoring play**

1st 12:19 NU - Long, Warren 32 yd run (Mitchell, Jack kick), 7-75 2:41  
12:03 PUR - Young 68 yd pass from Blough, David (Griggs, Paul kick), 1-68 0:10  
2nd 07:40 NU - Long, Warren 1 yd run (Mitchell, Jack kick), 6-41 2:33  
3rd 12:03 PUR - Jones, Markell 2 yd run (Griggs, Paul kick), 7-71 2:57  
4th 04:37 NU - Jackson, Justin 2 yd run (Mitchell, Jack kick), 12-58 5:22

	PUR	NU
<b>FIRST DOWNS</b>	18	21
<b>RUSHES-YARDS (NET)</b>	30-73	48-250
<b>PASSING YDS (NET)</b>	287	132
Passes Att-Comp-Int	45-26-1	24-11-2
<b>TOTAL OFFENSE PLAYS-YARDS</b>	75-360	72-382
Fumble Returns-Yards	1-0	0-0
Punt Returns-Yards	2-3	0-0
Kickoff Returns-Yards	3-55	1-37
Interception Returns-Yards	2-21	1-0
Punts (Number-Avg)	7-30.7	5-42.8
Fumbles-Lost	1-0	1-1
Penalties-Yards	6-60	4-23
Possession Time	28:23	31:37
Third-Down Conversions	8 of 19	8 of 17
Fourth-Down Conversions	1 of 3	0 of 1
Red-Zone Scores-Chances	1-1	2-3
Sacks By: Number-Yards	2-7	2-6

RUSHING: Purdue-Jones, Markell 13-58; Blough, David 9-12; Knox, D.J. 6-9; Yancey, David 1-1; Marshall, Bilal 1-minus 7. Northwestern-Jackson, Justin 24-116; Long, Warren 6-52; Thorson, C. 7-48; Shuler, Miles 2-30; Vault, Solomon 6-8; Oliver, Zack 1-minus 1; TEAM 2-minus 3.

PASSING: Purdue-Blough, David 26-45-1-287. Northwestern-Thorson, C. 9-19-1-82; Oliver, Zack 2-5-1-50.

RECEIVING: Purdue-Young 5-107; Jones, Markell 5-68; Yancey, De. 4-39; Posey, Cameron 4-27; Anthropol, Danny 2-14; Knox, D.J. 2-3; Marshall, Bilal 1-12; Herdman, Cole 1-7; Mikesky, Shane 1-7; Jurasevich 1-3. Northwestern-Vault, Solomon 2-53; Carr, Austin 2-24; McHugh, Mike 2-17; Jones, C. 2-15; Dickerson, G. 1-15; Vitale, Dan 1-5; Dickerson, C. 1-3.

INTERCEPTIONS: Purdue-Roberts 1-17; Williams, F. 1-4. Northwestern-Henry, Traveon 1-0.

FUMBLES: Purdue-Jones, Markell 1-0. Northwestern-Jackson, Justin 1-1.

Purdue (2-8,1-5) vs. Northwestern (8-2,4-2)

Date: Nov 14, 2015 • Site: Evanston, Ill. • Stadium: Ryan Field  
Attendance: 30003

Kickoff time: 11:01 am • End of Game: 2:15 pm • Total elapsed time: 3:14  
Officials: Referee: Todd Geerlings; Umpire: Jeff Carr; Linesman: Kelly Saalfeld;  
Line Judge: John Quinn; Back Judge: Michael Elliott; Field Judge: Ed Rohan;  
Side Judge: Bobby Sagers; Center Judge: Brent Durbin;  
Temperature: 46 • Wind: S-16 MPH • Weather: Mostly Sunny

SACKS (UA-A): Illinois-Bain,Rob 1-0; Neal Jr.,T.J. 1-0; Bentley, V. 1-0. Purdue-Garcia, Andy 1-0.

TACKLES (UA-A): Illinois-Fejedelem,C. 12-1; Monheim,Mason 5-2; Neal Jr.,T.J. 6-0; Spence,Eaton 5-1; Smoot,Dawuane 4-1; Day,Caleb 4-0; Echard,Nathan 3-1; Watson,Tre 2-2; Phillips,C. 2-1; Ward,Jihad 1-2; Dunlap,Jaylen 2-0; Bentley, V. 2-0; James,Chris 1-0; Doxy,Cedric 1-0; Jones,Julian 1-0; Barton,Taylor 1-0; Bain,Rob 1-0; Finney,Eric 0-1; Nelson,Kenny 0-1; Crawford,James 0-1. Purdue-Garcia, Andy 7-0; Clark, Leroy 4-3; Hudson, Garrett 4-2; Ezechukwu 2-4; Roberts 5-0; Williams, F. 5-0; Brown, Anthony 4-0; Replogle, Jake 4-0; Howard, Ra'Zahn 2-2; Gregory, Robert 2-2; Hunte, Da'Wan 2-1; Panfil, Evan 1-1; Makowski, Ben 1-0; Burgess 1-0; Wilson, Eddy 1-0; Anthropol, Danny 1-0; Robinson, Gelen 0-1; Herman, Jimmy 0-1; Miles, Antoine 0-1.

**Game Starters:****Illinois**

Pos	##	OFFENSE
WRX	8	Allison, G.
WRT	86	Cain,Desmond
LT	57	Schmidt,Austin
LG	58	Boles,Chris
C	71	Spencer,Joe
RG	69	Karras,Ted
RT	67	DiLauro,C.
WR	4	Taylor,Dionte
WRZ	11	Turner,Malik
QB	12	Lunt,Wes
RB	6	Ferguson,Josh

Pos	##	DEFENSE
E	6P	Phillips,C.
NT	17	Ward,Jihad
T	1B	Bain,Rob
LEO	91	Smoot,Dawuane
WLB	43	Monheim,Mason
MLB	52	Neal Jr.,T.J.
SLB	14	Finney,Eric
CB	2	Bentley, V.
SS	3	Barton,Taylor
FS	20	Fejedelem,C.
CB	27	Spence,Eaton

**Purdue**

Pos	##	OFFENSE
WR	20	Phillips
WR	70	Yancey, De.
LT	75	Hedelin, David
LG	72	King, Jason
C	57	Kugler, Robert
RG	70	Roos, Jordan
RT	66	Cermin, Cameron
TE	85	Jurasevich
WR	33	Anthropol, Danny
QB	1Q	Blough, David
RB	8Q	Jones, Markell

Pos	##	DEFENSE
DT	54	Replogle, Jake
CB	2D	Hunte, Da'Wan
DE	95	Panfil, Evan
RE	13	Robinson, Gelen
WLB	36	Ezechukwu
MLB	16	Hudson, Garrett
SLB	42	Garcia, Andy
CB	9D	Brown, Anthony
SS	3D	Clark, Leroy
FS	7D	Gregory, Robert
CB	24	Williams, F.

Illinois: 11-James,Chris, 12-Zalewski,T., 1C-Clements,C., 2T-Tucker,Cameron, 2K-Kwaaning,D., 3N-Nudera,Jim, 4K-Kelly,Darwyn, 5C-Crawford,James, 5-Vaughn,Ke'Shawn, 7C-Crouch,Chayce, 7-Day,Caleb, 9-Mays,Sam, 9N-Nelson,Kenny, 10-Bello,B.J., 13-Frain,Ryan, 15-Little,Jevaris, 16-Murdock,M., 21-Cazley,Dillan, 22-Walls,Lakeith, 24-Mosely,Darius, 25-Foster,K., 26-Doxy,Cedric, 28-Dunlap,Jaylen, 30-Hylton,Julian, 33-Watson,Tre, 34-Svetina,Mike, 35-White,Sean, 38-Reisner,David, 39-Echard,Nathan, 42-Fotu,Joe, 44-Jones,Julian, 45-McGrew,Henry, 53-Allegretti,N., 54-Hirth,Zach, 55-Milan,Jamal, 56-Martin,Michael, 66-Fagan,Jordan, 73-O'Connor,Chris, 74-Brennan,Connor, 75-Flavin,Pat, 88-Grant,Zach, 89-Davis,Andrew, 94-Odenigbo, Tito.

Purdue: 1T-Wilson, Eddy, 1D-Roberts, 2C-Rose, David, 2O-Curry, Jonathan, 3O-Marshall, Bilal, 5O-Young, 9O-Monteroso, Dan, 11-Miles, Antoine, 14-Howard, Ra'Zahn, 18-Posey, Cameron, 21-Mahoungou, 23-Green, Keyante, 27-Feichter, Evan, 28-Yancey, David, 29-Herman, Jimmy, 3O-Meadows, Thomas, 31-Schopper, Joe, 32-Pulliam, Evan, 37-Griggs, Paul, 47-Henley, Shayne, 65-Makowski, Ben, 74-Patterson, 8O-Burgess, 81-Schon, Keenan, 82-Hilger, Alex, 87-Mikesky, Shane, 88-Herdman, Cole, 92-Watson, Ryan.

SACKS (UA-A): Purdue-Hunte, Da'Wan 1-0; Robinson, Gelen 1-0. Northwestern-Smith, Drew 2-0.

TACKLES (UA-A): Purdue-Clark, Leroy 5-2; Ezechukwu 4-2; Watson, Ryan 3-3; Replogle, Jake 4-1; Herman, Jimmy 4-1; Roberts 4-0; Brown, Anthony 4-0; Robinson, Gelen 2-2; Garcia, Andy 2-2; Henley, Shayne 3-0; Panfil, Evan 2-1; Hudson, Garrett 2-1; Howard, Ra'Zahn 2-0; Williams, F. 1-1; Hunte, Da'Wan 1-0; Wilson, Eddy 0-1; Miles, Antoine 0-1. Northwestern-Walker, Anthony 10-4; Hall, Nate 1-7; Lowry, Dean 3-2; Henry, Traveon 2-3; Smith, Drew 4-0; VanHoose, Nick 3-1; Harris, Matthew 3-1; Gibson, Deonte 2-2; Lancaster, T. 2-1; Kuhar, Greg 1-2; Igwebuike, G. 1-2; McShepard, M. 2-0; Watkins II, K. 2-0; Mahoney, Connor 1-0; Washington, X. 1-0; Shuler, Miles 1-0; Frazier, Matt 1-0; Hartage, Monte 0-1; Brown, Terrance 0-1; Buckley, S. 0-1; Robbins, C.J. 0-1; Thompson, J. 0-1.

**Game Starters:****Purdue**

Pos	##	OFFENSE
WR	5O	Young
WR	70	Yancey, De.
LT	75	Hedelin, David
LG	72	King, Jason
C	57	Kugler, Robert
RG	70	Roos, Jordan
RT	66	Cermin, Cameron
WR	18	Posey, Cameron
WR	33	Anthropol, Danny
QB	1Q	Blough, David
RB	8Q	Jones, Markell

Pos	##	DEFENSE
DT	54	Replogle, Jake
NG	92	Watson, Ryan
DE	95	Panfil, Evan
RE	13	Robinson, Gelen
WILL	36	Ezechukwu
MIKE	29	Herman, Jimmy
SAM	42	Garcia, Andy
LCB	9D	Brown, Anthony
SS	3D	Clark, Leroy
FS	1D	Roberts
RCB	24	Williams, F.

**Northwestern**

Pos	##	OFFENSE
WR	5	Shuler, Miles
WR	14	Jones, C.
LT	72	Hance, Blake
LG	70	Mertz, Shane
C	69	North, Brad
RG	57	Frazier, Matt
RT	76	Olson, Eric
WR	6	McHugh, Mike
QB	18	Thorson, C.
RB	21	Jackson, Justin
SB	40	Vitale, Dan

Pos	##	DEFENSE
DE	94	Lowry, Dean
DT	67	Lancaster, T.
DT	9O	Robbins, C.J.
DE	1A	Gibson, Deonte
LB	32	32
MLB	18	Walker, Anthony
OLB	55	Smith, Drew
CB	23	VanHoose, Nick
S	16	Igwebuike, G.
S	2	Henry, Traveon
CB	27	Harris, Matthew

Purdue: 1T-Wilson, Eddy, 1O-Knox, D.J., 2O-Curry, Jonathan, 2D-Hunte, Da'Wan, 3O-Marshall, Bilal, 6O-Norwood, Myles, 7D-Grigory, Robert, 11-Miles, Antoine, 14-Howard, Ra'Zahn, 16-Hudson, Garrett, 20-Phillips, 21-Mahoungou, 22-Dawson, Sawyer, 27-Feichter, Evan, 28-Yancey, David, 31-Schopper, Joe, 32-Pulliam, Evan, 37-Griggs, Paul, 47-Henley, Shayne, 53-Barron, Kirk, 65-Makowski, Ben, 74-Patterson, 8O-Burgess, 82-Hilger, Alex, 85-Jurasevich, 87-Mikesky, Shane, 88-Herdman, Cole.

Northwestern: 1-Chapman, Max, 2C-Salem, C., 3A-Hall, Nate, 3-Watkins II, K., 4-Vault, Solomon, 7-Odenigbo, I., 8A-Buckley, S., 8-Mitchell, Jack, 9-Dickerson, G., 10-Oliver, Zack, 11-Youngblood-Ary, 13-Long, Warren, 17-McShepard, M., 19-Dickerson, C., 24-Hartage, Monte, 26-Brown, Terrance, 35-Hruby, Tom, 36-Acker, Corey, 42-Jones, Joseph, 44-Prather, James, 52-Fitzpatrick, C., 53-Queiro, Cameron, 59-Butler, J.B., 68-Mahoney, Connor, 71-Doles, Tommy, 77-Playko, Kenton, 79-Coverdale, Sam, 8O-Carr, Austin, 81-Roberts, Jelani, 85-Scott, Mark, 87-Kidd, Garrett, 93-Kuhar, Greg, 95-Thompson, J., 96-Nisawander, H., 98-Washington, X..





Box Score (Final)  
The Automated ScoreBook  
Purdue vs #6 IOWA (Nov 21, 2015 at Iowa City, Iowa)

Score by Quarters	1	2	3	4	Total
Purdue	0	10	3	7	20
IOWA	14	6	7	13	40

Qtr	Time	Scoring play
1st	08:54	IOWA - Daniels, LeShun 2 yd run (KoeHN, Marshall kick), 11-74 5:11
	04:32	IOWA - Daniels, LeShun 13 yd run (KoeHN, Marshall kick), 5-49 2:29
2nd	13:40	IOWA - VandeBerg, Matt 7 yd pass from Beathard, C.J. (KoeHN, Marshall kick blockd), 5-52 2:32
	03:55	PUR - Jones, Markell 1 yd run (Griggs, Paul kick), 11-47 5:20
	00:25	PUR - Griggs, Paul 20 yd field goal, 8-48 1:38
3rd	10:26	PUR - Griggs, Paul 22 yd field goal, 8-61 3:00
	03:20	IOWA - Kittle, George 35 yd pass from Beathard, C.J. (KoeHN, Marshall kick), 8-91 3:45
4th	08:40	IOWA - Krieger-Coble,H 22 yd pass from Beathard, C.J. (KoeHN, Marshall kick failed), 7-79 2:55
	04:46	PUR - Mikesky, Shane 19 yd pass from Appleby, Austin (Griggs, Paul kick), 12-75 3:54
	02:12	IOWA - Canzeri, Jordan 42 yd run (KoeHN, Marshall kick), 2-40 0:50

	PUR	IOWA
FIRST DOWNS	21	21
RUSHES-YARDS (NET)	38-137	39-174
PASSING YDS (NET)	268	213
Passes Att-Comp-Int	46-26-0	20-12-0
TOTAL OFFENSE PLAYS-YARDS	84-405	59-387
Fumble Returns-Yards	0-0	0-0
Punt Returns-Yards	0-0	0-0
Kickoff Returns-Yards	5-121	3-85
Interception Returns-Yards	0-0	0-0
Punts (Number-Avg)	4-36.5	4-37.0
Fumbles-Lost	3-1	1-1
Penalties-Yards	5-43	2-20
Possession Time	32:54	27:06
Third-Down Conversions	4 of 18	5 of 10
Fourth-Down Conversions	5 of 8	0 of 0
Red-Zone Scores-Chances	4-4	3-3
Sacks By: Number-Yards	2-15	1-6

RUSHING: Purdue-Jones, Markell 24-87; Knox, D.J. 7-26; Burgess 1-26; Appleby, Austin 4-0; Blough, David 2-minus 2. IOWA-Canzeri, Jordan 13-95; Daniels, LeShun 8-31; Wadley, Akrum 4-23; VandeBerg, Matt 1-15; Beathard, C.J. 7-12; Plewa, Macon 1-3; Parker, J. 1-2; Team 4-minus 7.

PASSING: Purdue-Appleby, Austin 23-40-0-259; Blough, David 3-5-0-9; Monteroso, Dan 0-1-0-0. IOWA-Beathard, C.J. 12-20-0-213.

RECEIVING: Purdue-Yancey, De. 9-117; Young 4-52; Posey, Cameron 3-18; Anthorp, Danny 2-17; Jurasevich 2-17; Herdman, Cole 2-16; Jones, Markell 2-8; Mikesky, Shane 1-19; Knox, D.J. 1-4. IOWA-Krieger-Coble,H 4-76; Smith, Tevaun 4-73; Kittle, George 2-49; Mitchell, D. 1-8; VandeBerg, Matt 1-7.

INTERCEPTIONS: Purdue-None. IOWA-None.

FUMBLES: Purdue-Blough, David 1-1; Appleby, Austin 1-0; Jones, Markell 1-0. IOWA-Beathard, C.J. 1-1.

Purdue (2-9,1-6) vs. IOWA (11-0,7-0)  
Date: Nov 21, 2015 • Site: Iowa City, Iowa • Stadium: Kinnick Stadium  
Attendance: 62920

Kickoff time: 11:00 AM • End of Game: 2:16 PM • Total elapsed time: 3:16  
Officials: Referee: Jeff Servinski; Umpire: Steven Woods; Linesman: Mike Carr;  
Line Judge: Paul Engelberts; Back Judge: Todd Ransom; Field Judge: John Roggeman;  
Side Judge: Don Swanson; Center Judge: Edward Feaster;  
Temperature: 27 • Wind: 25 MPH • Weather: Mostly sunny

SACKS (UA-A): Purdue-Replogle, Jake 2-0. IOWA-Hesse, Parker 1-0.

TACKLES (UA-A): Purdue-Clark, Leroy 4-5; Roberts 6-1; Ezechukwu 4-3; Replogle, Jake 3-2; Brown, Anthony 3-2; Hudson, Garrett 2-3; Herman, Jimmy 2-2; Gregory, Robert 2-1; Garcia, Andy 2-1; Watson, Ryan 1-1; Williams, F. 1-1; Robinson, Gelen 0-2; Jurasevich 1-0; Howard, Ra'Zahn 0-1; Norwood, Myles 0-1. IOWA-Lomax, Jordan 6-7; Jewell, Josey 5-7; King, Desmond 10-1; Fisher, Cole 5-5; Meier, Nate 2-7; Taylor, Miles 4-0; Nelson, Matt 3-1; Hesse, Parker 1-3; Fleming, M. 2-1; Mabin, Greg 1-1; Johnson, Jaleel 0-2; Bazata, Nathan 0-2; Mitchell, D. 1-0; KoeHN, Marshall 1-0; Niemann, Ben 1-0; Jackson, Joshua 1-0; Bower, Bo 0-1.

Game Starters:

Purdue	IOWA
Pos ## OFFENSE	Pos ## OFFENSE
WR 50 Young	WR 4 Smith, Tevaun
LT 66 Cermin, Cameron	LT 52 Myers, Boone
LG 72 King, Jason	LG 79 Welsh, Sean
C 57 Kugler, Robert	C 63 Blythe, Austin
RG 70 Roos, Jordan	RG 65 Walsh, Jordan
RT 74 Patterson	RT 64 Croston, Cole
TE 85 Jurasevich	TE 80 Krieger-Coble,H
WR 70 Yancey, De.	WR 89 VandeBerg, Matt
WR 80 Burgess	TE 46 Kittle, George
QB 1Q Blough, David	QB 16 Beathard, C.J.
RB 80 Jones, Markell	RB 29 Daniels, LeShun
Pos ## DEFENSE	Pos ## DEFENSE
DT 54 Replogle, Jake	DE 34 Meier, Nate
NG 92 Watson, Ryan	LT 67 Johnson, Jaleel
DE 95 Panfil, Evan	RT 99 Bazata, Nathan
RE 13 Robinson, Gelen	DE 40 Hesse, Parker
LB 36 Ezechukwu	OLB 44 Niemann, Ben
LB 29 Herman, Jimmy	MLB 43 Jewell, Josey
LB 42 Garcia, Andy	WLB 36 Fisher, Cole
CB 9D Brown, Anthony	LC 13 Mabin, Greg
SS 3D Clark, Leroy	SS 19 Taylor, Miles
FS 1D Roberts	FS 27 Lomax, Jordan
RC 24 Williams, F.	RC 14 King, Desmond

Purdue: 10-Knox, D.J., 2D-Hunte, Da'Wan, 60-Norwood, Myles, 7D-Gregory, Robert, 90-Monteroso, Dan, 11-Miles, Antoine, 12-Appleby, Austin, 14-Howard, Ra'Zahn, 16-Hudson, Garrett, 18-Posey, Cameron, 20-Phillips, 21-Mahoungou, 22-Dawson, Sawyer, 23-Green, Keyante, 27-Feichter, Evan, 28-Yancey, David, 30-Meadows, Thomas, 31-Schopper, Joe, 32-Pulliam, Evan, 33-Anthrop, Danny, 37-Griggs, Paul, 47-Henley, Shayne, 53-Barron, Kirk, 65-Makowski, Ben, 81-Schon, Keenan, 82-Hilger, Alex, 87-Mikesky, Shane, 88-Herdman, Cole.

IOWA: 1-KoeHN, Marshall, 6A-Kidd, Dillon, 7-Draper, Sean, 9C-Kluyer, Tyler, 9-Smith, Jerminic, 10-Parker, J., 12-Gair, Anthony, 15-Jackson, Joshua, 17-Hillyer, Jacob, 20-Stone, Andrew, 25-Wadley, Akrum, 26-Ward, Kevin, 28-Fleming, M., 30-Gervase, Jake, 31-Mends, Aaron, 32-Mitchell, D., 33-Canzeri, Jordan, 37-Snyder, Brandon, 38-Cox, Adam, 39-Perry, Travis, 41-Bower, Bo, 42-Plewa, Macon, 45-Kulick, Drake, 48-Hockaday, Jack, 49-Spears, Melvin, 56-Ekakitie, Faith, 58-Simmons, Eric, 61-Terlouw, Kyle, 69-Render, Keegan, 76-Ferguson, D., 78-Daniels, James, 82-Falconer, A., 83-McCarron, Riley, 87-Duzey, Jake, 90-Brincks, Sam, 96-Nelson, Matt, 97-Cooper, Darian.





## Purdue Game Highs

### INDIVIDUAL

Rushes.....	24.....	Markell Jones at Iowa
Yards Rushing.....	157.....	Markell Jones at Michigan State
TD Rushes.....	2.....	Twice, last Markell Jones vs. Nebraska
Long Rush.....	68.....	Markell Jones at Michigan State
Pass Attempts.....	49.....	David Blough vs. Minnesota
Pass Completions.....	31.....	Austin Appleby at Marshall
Yards Passing.....	340.....	David Blough vs. Bowling Green
TD Passes.....	4.....	Twice, last David Blough vs. Nebraska
Long Pass.....	83.....	David Blough vs. Nebraska
Receptions.....	10.....	Danny Anthrop vs. Nebraska
Yards Receiving.....	117.....	DeAngelo Yancey at Iowa
TD Receptions.....	2.....	DeAngelo Yancey vs. Nebraska
Long Reception.....	83.....	DeAngelo Yancey vs. Nebraska
Field Goals.....	2.....	Paul Griggs at Iowa
Long Field Goal.....	34.....	Paul Griggs vs. Virginia Tech
Punts.....	7.....	Thrice
Punting Avg.....	49.3.....	Joe Schopper vs. Virginia Tech
Long Punt.....	69.....	Joe Schopper vs. Virginia Tech
Long Punt Return.....	51.....	Frankie Williams vs. Illinois
Long Kickoff Return.....	44.....	Frankie Williams at Iowa
Tackles.....	14.....	Ja'Whaun Bentley vs. Bowling Green
Sacks.....	2.0.....	Antoine Miles vs. Indiana State; Jake Replogle at Iowa
Tackles For Loss.....	3.0.....	Thrice
Interceptions.....	3.....	Anthony Brown vs. Nebraska

### TEAM

Rushes.....	47.....	at Marshall
Yards Rushing.....	251.....	vs. Indiana State
Yards Per Rush.....	5.6.....	vs. Indiana State
TD Rushes.....	4.....	vs. Nebraska
Pass Attempts.....	49.....	vs. Minnesota
Pass Completions.....	31.....	at Marshall
Yards Passing.....	349.....	vs. Bowling Green
Yards Per Pass.....	8.7.....	vs. Bowling Green
TD Passes.....	4.....	Twice, last vs. Nebraska
Total Plays.....	95.....	at Marshall
Total Offense.....	540.....	vs. Indiana State
Yards Per Play.....	6.7.....	vs. Indiana State
Points.....	55.....	vs. Nebraska
Sacks By.....	4.....	vs. Indiana State
First Downs.....	28.....	at Marshall
Penalties.....	10.....	vs. Virginia Tech
Penalty Yards.....	92.....	vs. Bowling Green
Turnovers.....	4.....	Twice
Interceptions By.....	4.....	vs. Nebraska





## Opponent Game Highs

### INDIVIDUAL

Rushes .....	24.....	Justin Jackson, Northwestern
Yards Rushing .....	180.....	Ke'Shawn Vaughn, Illinois
TD Rushes.....	2.....	Multiple Times
Long Rush.....	78.....	Ke'Shawn Vaughn, Illinois
Pass Attempts .....	59.....	Matt Johnson, Bowling Green
Pass Completions .....	43.....	Matt Johnson, Bowling Green
Yards Passing .....	407.....	Ryker Fyfe, Nebraska
TD Passes.....	4.....	Ryker Fyfe, Nebraska
Long Pass.....	61.....	Brenden Motley, Virginia Tech
Receptions .....	10.....	Greg Dieter, Bowling Green
Yards Receiving .....	128.....	Isaiah Ford, Virginia Tech
TD Receptions .....	2.....	Twice
Long Reception .....	61.....	Isaiah Ford , Virginia Tech
Field Goals.....	3.....	Joey Slye, Virginia Tech
Long Field Goal.....	46.....	Twice
Punts .....	6.....	Osborn Umeh, Indiana State
Punting Avg .....	58.0.....	Ryan Frain, Illinois
Long Punt .....	63.....	Ryan Frain, Illinois
Long Punt Return .....	29.....	Greg Stroman, Virginia Tech
Long Kickoff Return.....	82.....	Der'Woun Greene, Virginia Tech
Tackles.....	17.....	Tiquan Lang, Marshall
Sacks .....	2.0.....	Twice
Tackles For Loss.....	3.0.....	T.J. Neal Jr, Illinois
Interceptions .....	2.....	Twice

### TEAM

Rushes .....	56.....	Virginia Tech
Yards Rushing .....	382.....	Illinois
Yards Per Rush .....	9.3.....	Illinois
TD Rushes.....	4.....	Bowling Green
Pass Attempts .....	59.....	Bowling Green
Pass Completions .....	43.....	Bowling Green
Yards Passing .....	407.....	Nebraska
Yards Per Pass .....	10.6.....	Iowa
TD Passes.....	4.....	Nebraska
Total Plays .....	92.....	Bowling Green
Total Offense.....	595.....	Illinois
Yards Per Play .....	7.5.....	Illinois
Points .....	51.....	Virginia Tech
Sacks By.....	4.....	Bowling Green
First Downs.....	39.....	Bowling Green
Penalties .....	11.....	Virginia Tech
Penalty Yards.....	87.....	Virginia Tech
Turnovers .....	5.....	Nebraska
Interceptions By .....	4.....	Marshall

## Game-By-Game Starters

### Offensive Starters

Opponent	WR	WR	LT	LG	C	RG	RT	WR/TE	QB	FB/TE/WR	RB
Marshall	Young	De. Yancey	Hedelin	King	Kugler	Roos	Cermin	Anthrop	Appleby	Posey	Knox
Indiana State	Young	De. Yancey	Patterson	King	Kugler	Roos	Cermin	Hart	Appleby	Posey	Knox
Virginia Tech	Young	De. Yancey	Hedelin	King	Kugler	Roos	Cermin	Anthrop	Appleby	Jurasevich	Knox
Bowling Green	Young	De. Yancey	Hedelin	King	Kugler	Roos	Cermin	Anthrop	Blough	Jurasevich	Knox
Michigan State	Phillips	De. Yancey	Hedelin	King	Kugler	Roos	Cermin	Posey	Blough	Herdman	Jones
Minnesota	Phillips	De. Yancey	Hedelin	King	Kugler	Roos	Cermin	Anthrop	Blough	Posey	Knox
Wisconsin	Phillips	De. Yancey	Hedelin	King	Kugler	Roos	Cermin	Jurasevich	Blough	Herdman	Knox
Nebraska	Phillips	De. Yancey	Hedelin	King	Kugler	Roos	Cermin	Anthrop	Blough	Jurasevich	Jones
Illinois	Phillips	De. Yancey	Hedelin	King	Kugler	Roos	Cermin	Anthrop	Blough	Jurasevich	Jones
Northwestern	Young	De. Yancey	Hedelin	King	Kugler	Roos	Cermin	Anthrop	Blough	Posey	Jones
Iowa	Young	De. Yancey	Cermin	King	Kugler	Roos	Patterson	Burgess	Blough	Jurasevich	Jones
Indiana											

### Defensive Starters

Opponent	DT	NG/NB	DE	RE	WLB	MLB/DE	SLB	CB	SS	FS	CB/LB
Marshall	Replogle	Watson	Panfil	Miles	Ezechukwu	Bentley	Herman	Brown	Clark	Gregory	Williams
Indiana State	Replogle	Watson	Panfil	Miles	Ezechukwu	Bentley	Herman	Brown	Clark	Gregory	Williams
Virginia Tech	Replogle	Watson	Panfil	Miles	Ezechukwu	Bentley	Herman	Brown	Clark	Gregory	Williams
Bowling Green	Replogle	Watson	Panfil	Miles	Ezechukwu	Bentley	Garcia	Brown	Clark	Gregory	Williams
Michigan State	Replogle	Watson	Panfil	Miles	Ezechukwu	Bentley	Garcia	Brown	Clark	Gregory	Williams
Minnesota	Replogle	Watson	Panfil	Robinson	Ezechukwu	Herman	Garcia	Brown	Clark	Gregory	Hudson
Wisconsin	Replogle	Watson	Panfil	Robinson	Ezechukwu	Hudson	Garcia	Brown	Clark	Gregory	Williams
Nebraska	Replogle	Watson	Panfil	Robinson	Ezechukwu	Miles	Garcia	Brown	Clark	Gregory	Williams
Illinois	Replogle	Hunte	Panfil	Robinson	Ezechukwu	Hudson	Garcia	Brown	Clark	Gregory	Williams
Northwestern	Replogle	Watson	Panfil	Robinson	Ezechukwu	Herman	Garcia	Brown	Clark	Roberts	Williams
Iowa	Replogle	Watson	Panfil	Robinson	Ezechukwu	Herman	Garcia	Brown	Clark	Roberts	Williams
Indiana											

## Year-By-Year Career Starts

Player	OFFENSE					Player	DEFENSE				
	12	13	14	15	Total		12	13	14	15	Total
Robert Kugler	7	12	12	11	42*	Frankie Williams	5	11	11	11	37
Jordan Roos	—	6	12	11	29	Anthony Brown	0	10	12	11	33*
Jason King	—	5	12	11	28*	Jake Replogle	—	0	12	11	23*
DeAngelo Yancey	—	5	8	11	24	Ja'Whaun Bentley	—	—	12	5	17
Cameron Cermin	—	0	8	11	19	Danny Ezechukwu	—	—	6	11	17
Danny Anthrop	0	2	8	7	17	Ryan Watson	—	4	2	10	16
David Hedelin	—	—	7	9	16	Leroy Clark	—	2	2	11	15
Cameron Posey	—	4	3	5	12	Jimmy Herman	—	1	8	6	15
Austin Appleby	—	0	7	3	10	Evan Panfil	—	1	0	11	12
David Blough	—	—	—	8	8*	Ra'Zahn Howard	—	0	10	0	10
Shane Mikesky	0	7	0	0	7	Robert Gregory	—	0	0	9	9
Gregory Phillips	—	—	2	5	7	Andy James Garcia	—	0	0	8	8*
Jordan Jurasevich	—	—	0	6	6	Antoine Miles	—	—	0	6	6
D.J. Knox	—	—	0	6	6	Gelen Robinson	—	—	0	6	6*
Domonique Young	—	—	—	6	6	Michael Rouse III	0	3	0	0	3
Trae Hart	—	—	4	1	5	Garrett Hudson	—	—	0	2	2
Markell Jones	—	—	—	5	5	Da'Wan Hunte	—	—	1	1	2
Martesse Patterson	—	—	—	2	2	Brandon Roberts	—	—	—	2	2*
Cole Herdman	—	—	—	2	2	Austin Logan	—	0	1	0	1
Jarrett Burgess	—	—	—	1	1						
Keyante Green	—	—	1	0	1						
Bilal Marshall	—	1	0	0	1						

\* denotes consecutive starts.

\* denotes consecutive starts.



## 2015 Purdue Touchdown Breakdown

Yards	No. of TD	Length of Drive	Time of Possession	TD Drives
1-9	21	1	0:01-0:59	6
10-19	2	2	1:00-1:30	3
20-29	1	4	1:31-1:59	2
30-39	1	0	2:00-2:59	10
40-49	1	4	3:00-3:59	5
50-59	4	0	4:00-4:59	7
60-69	4	4	5:00-5:59	1
70-79	0	17	6:00-6:59	1
80-89	1	3	7:00+	0
90+	0	0	OT	0
Totals	35		Totals	35

**Longest TD:** 83 yards, David Blough to DeAngelo Yancey vs. Nebraska

**Shortest TD:** 1 yard, Multiple Times

**Avg. yds on TD Drives:** 59.5

**Shortest TD Drive Time:** 0:05 vs. Nebraska

**Longest TD Drive Time:** 6:03 vs. Bowling Green

**Avg. TD Drive Time:** 2:38

Plays on TD Drives	TDs
1 Play	3
2 Plays	2
3 Plays	1
4 Plays	3
5 Plays	5
6 Plays	4
7 Plays	3
8 Plays	1
9 Plays	3
10 Plays	1
11+ Plays	9

**Shortest Drive by Plays:** 1 Thrice, last at Northwestern

**Longest Drive by Plays:** 15, vs. Illinois

**Avg. No. of Plays on TD Drives:** 7.1

### Non-Offensive Touchdowns

Danny Ezechukwu 90-yard fumble return vs. Virginia Tech

## 2015 Purdue Redzone Numbers

Opponent	No.	Pct.	TD	Rush/Pass	FG	Missed FG	Int.	Fumbles	Downs	Half
Marshall	4-4	100%	3	2/1	1	0	0	0	0	0
Indiana State	3-4	75%	2	1/1	1	1	0	0	0	0
Virginia Tech	2-2	100%	1	1/0	1	0	0	0	0	0
Bowling Green	2-4	50%	2	2/0	0	2	0	0	0	0
Michigan State	2-2	100%	2	1/1	0	0	0	0	0	0
Minnesota	2-2	100%	2	1/1	0	0	0	0	0	0
Wisconsin	1-1	100%	1	1/0	0	0	0	0	0	0
Nebraska	6-6	100%	6	3/3	0	0	0	0	0	0
Illinois	1-2	50%	1	1/0	0	0	0	0	1	0
Northwestern	1-1	100%	1	1/0	0	0	0	0	0	0
Iowa	4-4	100%	2	1/1	2	0	0	0	0	0
Indiana										
Season Totals	28-32	88%	23	15/8	5	3	0	0	1	0

## 2015 Opponent Redzone Numbers

Opponent	No.	Pct.	TD	Rush/Pass	FG	Missed FG	Int.	Fumbles	Downs	Half
Marshall	4-5	80%	3	1/2	1	0	0	1	0	0
Indiana State	1-2	50%	1	0/1	0	1	0	0	0	0
Virginia Tech	6-8	75%	4	2/2	2	0	0	1	0	1
Bowling Green	5-6	83%	5	4/1	0	0	0	0	1	0
Michigan State	3-4	75%	2	2/0	1	1	0	0	0	0
Minnesota	5-5	100%	3	1/2	2	0	0	0	0	0
Wisconsin	4-6	67%	3	3/0	1	1	1	0	0	0
Nebraska	6-6	100%	5	2/3	1	0	0	0	0	0
Illinois	5-6	83%	4	2/2	1	1	0	0	0	0
Northwestern	2-3	67%	2	2/0	0	0	0	0	0	1
Iowa	3-3	100%	3	2/1	0	0	0	0	0	0
Indiana										
Season Totals	44-54	82%	35	21/14	9	4	1	2	1	1





## 2015 Purdue Drive Charts

Opponent	Drives	TD	FG	Missed FG	Punts	Fumbles	Int	Downs	Half	Avg. Start
Marshall	16	4	1	1	6	0	4	0	0	Own 27
Indiana State	16	5	1	2	5	2	0	1	0	Own 34
Virginia Tech	16	2	1	0	6	1	2	3	1	Own 25
Bowling Green	11	4	0	2	3	0	1	0	1	Own 28
Michigan State	12	3	0	0	4	2	1	1	1	Own 30
Minnesota	15	2	0	0	7	1	3	2	0	Own 20
Wisconsin	11	1	0	0	6	1	0	2	1	Own 27
Nebraska	15	8	0	0	5	0	0	1	1	Own 42
Illinois	14	2	0	0	7	0	2	2	1	Own 26
Northwestern	13	2	0	1	7	0	1	2	0	Own 30
Iowa	12	2	2	0	4	1	0	3	0	Own 30
Indiana										
Season Totals	154	35	5	6	60	8	14	17	6	

**Scoring on change of possession:** Danny Ezechukwu 90-yard fumble recovery vs. Virginia Tech

## 2015 Opponent Drive Charts

Opponent	Drives	TD	FG	Missed FG	Punts	Fumbles	Int	Downs	Half	Avg. Start
Marshall	14	3	1	0	5	2	1	0	2	Own 30
Indiana State	16	2	0	2	6	1	2	2	1	Own 33
Virginia Tech	16	4	3	1	5	1	0	1	1	Own 44
Bowling Green	11	5	0	0	1	1	1	2	1	Own 23
Michigan State	12	3	1	1	5	0	0	1	1	Own 26
Minnesota	15	4	2	1	5	0	1	0	2	Own 41
Wisconsin	11	3	1	1	4	0	1	0	1	Own 33
Nebraska	16	6	1	0	3	1	4	0	1	Own 27
Illinois	14	6	2	1	4	0	0	0	1	Own 30
Northwestern	13	3	0	0	5	1	2	1	1	Own 19
Iowa	13	6	0	0	4	1	0	0	2	Own 34
Indiana										
Season Totals	151	45	11	7	47	8	12	7	14	

**Scoring on change of possession:** Tiquan Lang 30-yd INT return (Marshall); Tiquan Lang 55-yd INT return (Marshall); Chuck Clark 20-yard fumble recovery (Virginia Tech); Anthony Shegog 15-yard blocked punt (Virginia Tech); Jalen Myrick 27-yd INT return (Minnesota)

## 2015 Scoring Drives

Game	Obtained	Scoring Play	Plays	Yards	TOP	Score	Quarter	Time
Marshall	Kickoff	Knox 4-yd run	11	75	4:17	7-7	1st	10:36
	Kickoff	Anthrop 9-yd pass	6	75	2:22	14-17	1st	0:38
	Fumble	Appleby 1-yd run	12	72	4:49	21-17	2nd	7:35
	Kickoff	Jones 36-yd run	9	70	3:14	28-24	3rd	8:33
	Fumble	Griggs 22-yd field goal	15	70	5:05	31-27	4th	10:14
Indiana State	Kickoff	Posey 57-yd pass	4	75	1:35	7-0	1st	13:25
	Punt	De. Yancey 50-yd pass	6	70	2:55	14-0	1st	0:26
	Missed FG	Griggs 19-yd field goal	10	78	4:07	17-7	2nd	2:40
	Punt	Monteroso 51-yd pass	4	68	0:30	24-7	2nd	0:00
	Kickoff	Jones 1-yd run	8	63	2:12	31-14	3rd	1:10
	Interception	Jones 5-yd pass	10	43	4:23	38-14	4th	6:24
Virginia Tech	Kickoff	Appleby 2-yd run	9	74	3:06	10-7	1st	6:56
	Punt	Griggs 34-yd field goal	9	54	3:47	17-17	2nd	2:24
	Downs	Jones 60-yd run	4	68	1:17	24-44	4th	7:02
Bowling Green	Fumble	Blough 1-yd run	13	40	6:03	7-7	1st	2:05
	Kickoff	De. Yancey 45-yd pass	5	75	2:19	14-14	2nd	11:39
	Kickoff	Burgess 5-yd run	12	75	4:15	21-21	3rd	10:45
	Kickoff	Phillips 62-yd pass	2	75	0:36	28-28	4th	7:58
Michigan State	Downs	Phillips 2-yd pass	6	21	2:34	7-21	3rd	5:30
	Missed FG	Jones 68-yd run	3	80	1:18	14-21	4th	14:10
	Kickoff	Jones 3-yd run	7	79	3:05	21-24	4th	6:44
Minnesota	Kickoff	Knox 1-yd run	13	75	4:42	6-0	1st	10:18
	Kickoff	Herdman 10-yd pass	5	75	1:18	13-41	4th	4:39
Wisconsin	Interception	Blough 1-yd run	9	29	3:46	7-7	2nd	12:44







## 2015 Scoring Drives

Game	Obtained	Scoring Play	Plays	Yards	TOP	Score	Quarter	Time
Nebraska	Kickoff	Blough 56-yd run	6	77	2:47	7-3	1st	5:06
	Fumble	Anthrop 3-yd pass	5	16	1:35	14-3	2nd	13:48
	Interception	Young 4-yd run	5	22	2:00	21-9	2nd	4:12
	Kickoff	Jurasevich 5-yd pass	13	80	4:22	28-16	3rd	7:42
	Punt	De. Yancey 83-yd pass	2	84	0:59	35-16	3rd	5:19
	Interception	De. Yancey 9-yd pass	5	19	2:36	42-16	3rd	2:34
	Interception	Jones 6-yd run	1	6	0:05	49-31	4th	5:51
	Kickoff	Jones 8-yd run	7	45	2:25	55-38	4th	1:02
Illinois	Kickoff	Blough 3-yd run	15	71	4:26	7-20	2nd	0:57
	Punt	De. Yancey 25-yd pass	1	25	0:07	14-41	4th	10:42
Northwestern	Kickoff	Young 68-yd pass	1	68	0:10	7-7	1st	12:03
	Kickoff	Jones 2-yd run	7	71	2:57	14-14	3rd	12:03
Iowa	Punt	Jones 1-yd run	11	47	5:20	7-20	2nd	3:55
	Fumble	Griggs 20-yd field goal	8	48	1:38	10-20	2nd	0:25
	Punt	Griggs 22-yd field goal	8	61	3:00	13-20	3rd	10:26
	Kickoff	Mikesky 19-yd pass	12	75	3:54	20-33	4th	4:46

## Moving The Chains

### Third Down Conversions

Purdue	3&1	3&2	3&3	3&4	3&5	3&6	3&7	3&8	3&9	3&10	3&11+	Totals
Conv-Att	12-22	10-15	6-12	7-17	11-19	6-13	2-14	2-13	3-15	4-19	1-25	64-184
Pct.	55%	67%	50%	41%	58%	46%	14%	15%	20%	21%	4%	35%

**Purdue's Longest Third Down Conversion:** 14 yards vs. Virginia Tech

Opponents	3&1	3&2	3&3	3&4	3&5	3&6	3&7	3&8	3&9	3&10	3&11+	Totals
Conv-Att	16-19	7-10	10-16	5-10	5-11	5-14	3-9	4-12	2-5	4-11	7-37	61-140
Pct.	84%	70%	63%	50%	45%	36%	33%	33%	40%	36%	19%	44%

**Opponent's Longest Third Down Conversion:** 17 yards, Indiana State

### Fourth Down Conversions

Purdue	4&1	4&2	4&3	4&4	4&5	4&6	4&7	4&8	4&9	4&10	4&11+	Totals
Conv-Att	10-13	5-8	2-2	1-1	1-4	2-2	0-4	0-0	1-2	0-2	0-3	22-41
Pct.	77%	63%	100%	100%	25%	100%	0%	0%	50%	0%	0%	54%

**Purdue's Longest Fourth Down Conversion:** 9 yards vs. Bowling Green

Opponents	4&1	4&2	4&3	4&4	4&5	4&6	4&7	4&8	4&9	4&10	4&11+	Totals
Conv-Att	4-7	0-3	1-1	0-0	0-0	0-0	0-1	0-0	0-0	0-0	0-0	5-12
Pct.	57%	0%	100%	0%	0%	0%	0%	0%	0%	0%	0%	42%

**Opponent's Longest Fourth Down Conversion:** 3 yards, Indiana State

## 2015 First Downs

### Rushing

Markell Jones	31
D.J. Knox	19
David Blough	12
Austin Appleby	8
Jarrett Burgess	2
Anthony Brown	1
David Yancey	1
Total	74

### Receiving

DeAngelo Yancey	24
Danny Anthrop	18
Cole Herdman	9
Gregory Phillips	9
Cameron Posey	9
Markell Jones	8
D.J. Knox	7
Domonique Young	7
Anthony Mahoungou	5
Shane Mikesky	5
Bilal Marshall	3
Jordan Jurasevich	2
Dan Monteroso	2
Trae Hart	1
Total	109

### Total First Downs

Markell Jones	39
D.J. Knox	26
DeAngelo Yancey	24
Danny Anthrop	18
David Blough	12
Cole Herdman	9
Gregory Phillips	9
Cameron Posey	9
Austin Appleby	8
Domonique Young	7
Anthony Mahoungou	5
Shane Mikesky	5
Bilal Marshall	3
Jarrett Burgess	2
Jordan Jurasevich	2
Dan Monteroso	2
Anthony Brown	1
Trae Hart	1
David Yancey	1
Penalty	24
Total	207

## First-And-Goal

	Purdue	Opponent
Possessions	22	26
Total Scores	21	25
Touchdowns	19	24
Rushing	14	16
Passing	5	8
Field Goals	2	1
Missed Field Goals	1	0
Interception	0	0
Fumbles	0	1
Downs	0	0
Clock	0	0
Scoring Pct.	95%	96%
Touchdown Pct.	86%	92%

## Turnover Table (-2)

Takeaways Opponent	Takeaways			Result		
	Fum.	Int.	Total	TD	FG	Pts.
Marshall	2	1	3	1	1	10
Indiana State	1	2	3	1	0	7
Virginia Tech	1	0	1	1	0	7
Bowling Green	1	1	2	1	0	7
Michigan State	0	0	0	0	0	0
Minnesota	0	1	1	0	0	0
Wisconsin	0	1	1	1	0	7
Nebraska	1	4	5	4	0	28
Illinois	0	0	0	0	0	0
Northwestern	1	2	3	0	0	0
Iowa	1	0	1	0	1	3
Indiana						
Totals	8	12	20	9	2	69

Giveaways Opponent	Giveaways			Result		
	Fum.	Int.	Total	TD	FG	Pts.
Marshall	0	4	4	2	0	14
Indiana State	2	0	2	0	0	0
Virginia Tech	1	2	3	1	0	7
Bowling Green	0	1	1	0	0	0
Michigan State	2	1	3	2	0	14
Minnesota	1	3	4	2	0	14
Wisconsin	1	0	1	0	0	0
Nebraska	0	0	0	0	0	0
Illinois	0	2	2	1	0	7
Northwestern	0	1	1	1	0	7
Iowa	1	0	1	1	0	7
Indiana						
Totals	8	14	22	10	0	70



## 2015 Long Plays (20+ Yards)

### Rushing (11)

Markell Jones	68*	at Michigan State
Markell Jones	60*	Virginia Tech
David Blough	56*	Nebraska
D.J. Knox	42	Indiana State
Anthony Brown	39	Indiana State
Markell Jones	36*	at Marshall
Markell Jones	30	Illinois
Jarrett Burgess	29	Virginia Tech
Jarrett Burgess	26	at Iowa
D.J. Knox	22	at Marshall
Markell Jones	21	Nebraska

### Passing (27)

David Blough to DeAngelo Yancey	83*	Nebraska
David Blough to Domonique Young	68*	at Northwestern
David Blough to Gregory Phillips	62*	Bowling Green
Austin Appleby to Cameron Posey	57*	Indiana State
Austin Appleby to Dan Monteroso	51*	Indiana State
Austin Appleby to DeAngelo Yancey	50	at Marshall
Austin Appleby to DeAngelo Yancey	50*	Indiana State
David Blough to DeAngelo Yancey	45*	Bowling Green
David Blough to Danny Anthrop	41	Minnesota
David Blough to Shane Mikesky	40	Minnesota
David Blough to DeAngelo Yancey	35	at Michigan State
Austin Appleby to Danny Anthrop	32	Virginia Tech
David Blough to DeAngelo Yancey	29	at Michigan State
David Blough to Markell Jones	29	at Northwestern
Austin Appleby to DeAngelo Yancey	28	at Iowa
Austin Appleby to Cameron Posey	27	Virginia Tech
David Blough to D.J. Knox	26	Bowling Green
David Blough to DeAngelo Yancey	25*	Illinois
Austin Appleby to Anthony Mahougou	24	at Marshall
David Blough to DeAngelo Yancey	22	Bowling Green
David Blough to Domonique Young	22	at Northwestern
Austin Appleby to DeAngelo Yancey	22	at Iowa
David Blough to D.J. Knox	21	at Wisconsin
David Blough to Danny Anthrop	20	at Michigan State
David Blough to Markell Jones	20	at Wisconsin
David Blough to Danny Anthrop lateral to Jarrett Burgess	20	Nebraska
Austin Appleby to DeAngelo Yancey	20	at Iowa

### Returns (21)

Danny Ezechukwu	90* (FR)	Virginia Tech
Frankie Williams	51 (PR)	Illinois
Frankie Williams	44 (KOR)	at Iowa
Frankie Williams	42 (INT)	Nebraska
Frankie Williams	30 (KOR)	at Northwestern
Frankie Williams	28 (KOR)	Minnesota
Frankie Williams	28 (KOR)	Nebraska
Garrett Hudson	27 (FR)	Nebraska
Frankie Williams	27 (KOR)	at Iowa
D.J. Knox	26 (KOR)	Indiana State
Danny Anthrop	25 (KOR)	at Marshall
Danny Anthrop	25 (KOR)	at Wisconsin
Frankie Williams	25 (KOR)	Illinois
Danny Anthrop	24 (KOR)	Virginia Tech
Danny Anthrop	23 (KOR)	Virginia Tech
Frankie Williams	23 (KOR)	at Michigan State
Danny Anthrop	23 (KOR)	Nebraska
Danny Anthrop	22 (KOR)	Nebraska
D.J. Knox	20 (KOR)	Bowling Green
Danny Anthrop	20 (KOR)	at Michigan State
Frankie Williams	20 (KOR)	at Iowa

\* denotes scoring play.



**The Last Time Purdue ...**

Had 300 or more yards  
 Had 400 or more yards  
 Had 50 or more attempts  
 Had four or more TDs  
 Had two players with 100 yards in a game

**RUSHING**

at Illinois, Oct. 4, 2014 (349)  
 at Northwestern, Oct. 26, 2002 (407)  
 vs. Western Michigan, Dec. 27, 2011 (56)  
 vs. Nebraska, Oct. 31, 2015 (4)  
 vs. Indiana, Nov. 23, 2002  
 (Brandon Jones, 131 and Joey Harris, 102)

**PASSING**

Had 400 or more yards  
 Had 500 or more yards  
 Had 45 or more attempts  
 Had 30 or more completions  
 Had four or more TDs  
 Threw three interceptions  
 Threw four or more interceptions

at Indiana, Nov. 30, 2013 (485)  
 vs. Central Michigan, Dec. 26, 2007 (546)  
 at Northwestern, Nov. 14, 2015 (45)  
 vs. Bowling Green, Sept. 26, 2015 (30)  
 vs. Nebraska, Oct. 31, 2015 (4)  
 vs. Minnesota, Oct. 10, 2015 (3)  
 at Marshall, Sept. 6, 2015 (4)

**RECEIVING**

Had two players with 100 yards in a game  
 Had three or more players with 100 yards in a game

at Indiana, Nov. 30, 2013  
 (Danny Anthrop, 151 and DeAngelo Yancey, 125)  
 vs. Central Michigan, Dec. 26, 2007  
 (Dustin Keller, 150; Greg Orton, 136 and Jake Standeford, 112)

**COMBINATION OFFENSE**

Had a 200-yard passer and 100-yard rusher in a game  
 Had a 100-yard receiver and a 100-yard rusher in a game

at Marshall, Sept. 6, 2015  
 (Austin Appleby, 270 passing and D.J. Knox, 102 rushing)  
 vs. Toledo, Sept. 5, 2009  
 (Keith Smith, 117 receiving and Ralph Bolden, 234 rushing)

**TOTAL OFFENSE**

Had 500 or more yards of total offense  
 Had 600 or more yards of total offense  
 Had 75 or more total plays of offense  
 Had 85 or more total plays of offense

vs. Indiana State, Sept. 12, 2015 (540)  
 vs. Southeast Missouri, Sept. 17, 2011 (627)  
 at Iowa, Nov. 21, 2015 (84)  
 at Marshall, Sept. 6, 2015 (95)

**SCORING**

Scored 40 or more points  
 Scored 50 or more points  
 Scored 60 or more points  
 Allowed 30 or more points  
 Allowed 40 or more points  
 Allowed 50 or more points  
 Was held scoreless  
 Held opponent scoreless

vs. Nebraska, Oct. 31, 2015 (55)  
 vs. Nebraska, Oct. 31, 2015 (55)  
 at Indiana, Nov. 22, 2008 (62)  
 at Iowa, Nov. 21, 2015 (40)  
 at Iowa, Nov. 21, 2015 (40)  
 vs. Virginia Tech, Sept. 19, 2015 (51)  
 vs. Ohio State, Nov. 2, 2013 (56-0)  
 vs. Southeast Missouri, Sept. 17, 2011 (59-0)

**GIVEAWAYS / TAKEAWAYS**

Did not commit a turnover  
 Committed five or more turnovers  
 Recorded five or more takeaways  
 Intercepted four or more passes  
 Returned an interception for a TD  
 Returned a fumble for a TD

vs. Nebraska, Oct. 31, 2015  
 vs. Northern Illinois, Sept. 28, 2013 (5)  
 vs. Nebraska, Oct. 31, 2015 (5)  
 vs. Nebraska, Oct. 31, 2015 (4)  
 vs. Iowa, Sept. 27, 2014 (Frankie Williams 39 yards)  
 vs. Virginia Tech, Sept. 19, 2015 (Danny Ezechukwu, 90 yards)

**DEFENSE**

Held opponent to 50 or fewer rushing yards  
 Held opponent to 100 or fewer passing yards  
 Held opponent to 200 or fewer yards of total offense  
 Scored a safety  
 Recorded five or more sacks

vs. Indiana State, Sept. 7, 2013 (39)  
 vs. Minnesota, Oct. 10, 2015 (82)  
 vs. Eastern Kentucky, Sept. 1, 2012 (190)  
 vs. Illinois, Nov. 23, 2013  
 vs. Indiana State, Sept. 7, 2013 (5)

**SPECIAL TEAMS**

Returned a punt for a touchdown  
 Returned a blocked punt for a touchdown  
 Returned a kickoff for a touchdown  
 Blocked a punt  
 Blocked a field goal  
 Blocked a PAT kick  
 Had a field goal blocked  
 Missed a kicking PAT  
 Scored a 2-point conversion  
 Did not punt  
 Had a punt blocked  
 Recovered an onside kick

vs. Northern Illinois, Sept. 19, 2009 (Aaron Valentin, 62 yards)  
 vs. Northern Colorado, Sept. 6, 2008 (Mike Conway, 11 yards)  
 at Penn State, Nov. 16, 2013 (Raheem Mostert, 100 yards)  
 vs. Indiana State, Sept. 7, 2013 (Frankie Williams)  
 at Wisconsin, Oct. 17, 2015 (Anthony Brown)  
 at Iowa, Nov. 21, 2015 (Jake Replogle)  
 at Ohio State, Oct. 20, 2012 (Paul Griggs)  
 vs. Minnesota, Oct. 10, 2015 (Paul Griggs)  
 vs. Southern Illinois, Sept. 20, 2014 (Brandon Cottom rush)  
 vs. Indiana, Nov. 22, 2008  
 vs. Virginia Tech, Sept. 19, 2015  
 vs. Northern Illinois, Sept. 28, 2013

**MISCELLANEOUS**

Had 30 or more first downs  
 Had 35 minutes or more of possession time  
 Was involved in an overtime game

vs. Eastern Kentucky, Sept. 1, 2012 (33)  
 vs. Marshall, Sept. 29, 2012 (35:07)  
 at Ohio State, Oct. 20, 2012 (L, 22-29) [4-8 all-time in overtime games]







## The Last Time A Boilermaker ...

Rushed for 100 yards or more  
 Rushed for 150 yards or more  
 Rushed for 200 yards or more  
 Rushed for 250 yards or more  
 Quarterback rushed for 100 or more yards  
 Rushed 20 or more times  
 Rushed 30 or more times  
 Rushed for three TDs  
 Rushed for four or more TDs  
 Had a run of 50 yards or more  
 Had a run of 60 yards or more  
 Had a run of 70 yards or more  
 Had a run of 80 yards or more

### RUSHING

Markell Jones at Michigan State, Oct. 3, 2015 (157)  
 Markell Jones at Michigan State, Oct. 3, 2015 (157)  
 Ralph Bolden vs. Toledo, Sept. 5, 2009 (234)  
 Mike Alstott at Indiana, Nov. 24, 1995 (265)  
 Rob Henry at Northwestern, Oct. 9, 2010 (132)  
 Markell Jones at Iowa, Nov. 21, 2015 (24)  
 Akeem Hunt at Illinois, Oct. 4, 2014 (30)  
 Akeem Hunt vs. Michigan State, Oct. 11, 2014 (3)  
 Kory Sheets vs. Miami [Ohio], Sept. 9, 2006 (4)  
 David Blough vs. Nebraska, Oct. 31, 2015 (56)  
 Markell Jones at Michigan State, Oct. 3, 2015 (68)  
 Akeem Hunt at Indiana, Nov. 29, 2014 (82)  
 Akeem Hunt at Indiana, Nov. 29, 2014 (82)

Passed for 300 or more yards  
 Passed for 400 or more yards  
 Passed for 500 or more yards  
 Attempted 40 or more passes  
 Attempted 50 or more passes  
 Completed 20 or more passes  
 Completed 30 or more passes  
 Threw four TDs  
 Threw five or more TDs  
 Completed a pass of 50 yards or more  
 Completed a pass of 60 yards or more  
 Completed a pass of 70 yards or more  
 Completed a pass of 80 yards or more  
 Threw three or more interceptions

### PASSING

David Blough vs. Bowling Green, Sept. 26, 2015 (340)  
 Danny Etling at Indiana, Nov. 30, 2013 (485)  
 Curtis Painter vs. Central Michigan, Dec. 26, 2007 (546)  
 Austin Appleby at Iowa, Nov. 21, 2015 (40)  
 Joey Elliott vs. Michigan State, Nov. 14, 2009 (55)  
 Austin Appleby at Iowa, Nov. 21, 2015 (23)  
 Austin Appleby at Marshall, Sept. 6, 2015 (31)  
 David Blough vs. Nebraska, Oct. 31, 2015 (4)  
 Curtis Painter vs. Eastern Illinois, Sept. 8, 2007 (6)  
 David Blough at Northwestern, Nov. 14, 2015 (68)  
 David Blough at Northwestern, Nov. 14, 2015 (68)  
 David Blough vs. Nebraska, Oct. 31, 2015 (83)  
 David Blough vs. Nebraska, Oct. 31, 2015 (83)  
 David Blough vs. Minnesota, Oct. 10, 2015 (3)

Caught seven or more passes  
 Caught 10 or more passes  
 Caught 15 or more passes  
 Had 100 or more yards receiving  
 Had 150 or more yards receiving  
 Had 200 or more yards receiving  
 Caught two TDs  
 Caught three or more TDs  
 Caught a pass of 50 yards or more  
 Caught a pass of 60 yards or more  
 Caught a pass of 70 yards or more  
 Caught a pass of 80 yards or more

### RECEIVING

DeAngelo Yancey at Iowa, Nov. 21, 2015 (9)  
 Danny Anthrop vs. Nebraska, Oct. 31, 2015 (10)  
 Keith Smith vs. Michigan State, Nov. 14, 2009 (15)  
 DeAngelo Yancey at Iowa, Nov. 21, 2015 (117)  
 Danny Anthrop at Indiana, Nov. 30, 2013 (151)  
 Selwyn Lymon at Notre Dame, Sept. 30, 2006 (238)  
 DeAngelo Yancey vs. Nebraska, Oct. 31, 2015 (2)  
 Gary Bush vs. Marshall, Sept. 29, 2012 (3)  
 Dmonique Young at Northwestern, Nov. 14, 2015 (68)  
 Dmonique Young at Northwestern, Nov. 14, 2015 (68)  
 DeAngelo Yancey vs. Nebraska, Oct. 31, 2015 (83)  
 DeAngelo Yancey vs. Nebraska, Oct. 31, 2015 (83)

Had 400 or more yards total offense  
 Had 500 or more yards total offense  
 Had 100 yards both passing and rushing

### TOTAL OFFENSE

Danny Etling at Indiana, Nov. 30, 2013 (487)  
 Curtis Painter vs. Central Michigan, Dec. 26, 2007 (540)  
 Brandon Kirsch at Michigan State, November 16, 2002  
 (208 passing, 125 rushing)

Had 150 or more all-purpose yards  
 Had 200 or more all-purpose yards  
 Had 250 or more all-purpose yards

### ALL-PURPOSE

Markell Jones at Michigan State, Oct. 3, 2015 (159)  
 Raheem Mostert at Minnesota, Oct. 18, 2014 (270)  
 Raheem Mostert at Minnesota, Oct. 18, 2014 (270)

Accounted for five or more touchdowns  
 Accounted for six or more touchdowns

### SCORING

David Blough vs. Nebraska, Oct. 31, 2015 (4 passing, 1 rushing)  
 Curtis Painter vs. Eastern Illinois, Sept. 8, 2007 (6 passing)

Intercepted two or more passes  
 Intercepted three or more passes  
 Intercepted four or more passes  
 Recovered two or more fumbles  
 Recorded 10 or more tackles  
 Recorded 15 or more tackles  
 Had two or more sacks

### DEFENSE

Anthony Brown vs. Nebraska, Oct. 31, 2015 (3)  
 Anthony Brown vs. Nebraska, Oct. 31, 2015 (3)  
 Paul Beery at Wisconsin, Oct. 9, 1976 (4)  
 Ryan Russell vs. Minnesota, Oct. 8, 2011 (2)  
 Leroy Clark vs. Nebraska, Oct. 31, 2015 (10)  
 Anthony Spencer at Notre Dame, Sept. 30, 2006 (15)  
 Jake Replogle at Iowa, Nov. 21, 2015 (2.0)

Scored 10 or more points kicking  
 Kicked four field goals  
 Kicked five or more field goals  
 Kicked a field goal of 50 or more yards  
 Had a punt 60 or more yards  
 Had a punt 70 or more yards  
 Punted 10 or more times  
 Totaled 100 or more punt return yards  
 Totaled 100 or more kickoff return yards

### SPECIAL TEAMS

Paul Griggs vs. Western Michigan, Aug. 30, 2014 (13)  
 Carson Wiggs at Indiana, Nov. 26, 2011 (4)  
 Rick Anderson vs. Michigan State, Oct. 25, 1980 (5)  
 Paul Griggs vs. Western Michigan, Aug. 30, 2014 (51)  
 Joe Schopper at Michigan State, Oct. 3, 2015 (63)  
 Cody Webster vs. Ohio State, Nov. 2, 2013 (73)  
 Jared Armstrong vs. Ohio State, Oct. 6, 2007 (12)  
 Anthony Chambers vs. Penn State, Oct. 11, 2003 (149)  
 Raheem Mostert at Minnesota, Oct. 18, 2014 (136)





## The Last Time An Opponent ...

Had 300 or more yards  
Had 50 or more attempts  
Had four or more TDs  
Had two or more players with 100 yards

### RUSHING

Illinois, Nov. 7, 2015 (382)  
Virginia Tech, Sept. 19, 2015 (56)  
Penn State, Nov. 16, 2013 (5)  
Illinois, Nov. 7, 2015 (Ke'Shawn Vaughn 16-180 and Josh Ferguson 12-133)

### PASSING

Had 300 or more yards  
Had 400 or more yards  
Had 50 or more attempts  
Had 60 or more attempts  
Had 30 or more completions  
Threw three or more TDs

Nebraska, Oct. 31, 2015 (407)  
Nebraska, Oct. 31, 2015 (407)  
Bowling Green, Sept. 26, 2015 (59)  
Marshall, Sept. 29, 2012 (68)  
Wisconsin, Oct. 17, 2015 (30)  
Iowa, Nov. 21, 2015 (3)

### RECEIVING

Had two or more players with 100 yards in a game

Toledo, Sept. 5, 2009  
(Stephen Williams, 185, and Eric Page, 128)

### TOTAL OFFENSE

Had 500 or more yards total offense  
Had 600 or more yards total offense  
Had 80 or more plays

Illinois, Nov. 7, 2015 (595)  
Indiana, Nov. 30, 2013 (692)  
Bowling Green, Sept. 26, 2015 (92)

### SCORING

Scored 40 or more points  
Scored 50 or more points

Iowa, Nov. 21, 2015 (40)  
Virginia Tech, Sept. 19, 2015 (51)

### TAKEAWAYS

Returned an interception for a TD  
Returned a fumble for a TD

Minnesota, Oct. 10, 2015 (Jalen Myrick 27 yards)  
Virginia Tech, Sept. 19, 2015 (Chuck Clark 20 yards)

### DEFENSE

Scored a safety  
Held Purdue to 50 or fewer rushing yards  
Held Purdue to 200 or fewer passing yards  
Held Purdue to 300 or fewer yards total offense

Nebraska, Oct. 12, 2013  
Indiana, Nov. 30, 2013 (31)  
Illinois, Nov. 7, 2015 (174)  
Illinois, Nov. 7, 2015 (263)

### SPECIAL TEAMS

Returned a punt for a TD  
Returned a blocked punt for a TD  
Returned a kickoff for a TD  
Punted 10 or more times  
Missed a kicking PAT  
Scored a 2-point conversion

Michigan, Nov. 1, 2008 (Martavious Odoms, 73 yards)  
Virginia Tech, Sept. 19, 2015 (Anthony Shegog 15 yards)  
Northern Illinois, Sept. 28, 2013 (Tommylee Lewis, 99 yards)  
Northwestern, Oct. 30, 2004 (11)  
Iowa, Nov. 21, 2015  
Ohio State, Oct. 20, 2012

### MISCELLANEOUS

Had 30 or more first downs  
Had 35 minutes or more of possession time

Bowling Green, Sept. 26, 2015 (39)  
Wisconsin, Oct. 17, 2015 (37:46)

### COMBINED OFFENSE

Had 100-yard rusher and 100-yard receiver

Michigan State, Oct. 11, 2014 (Langford 104 rush, Lippett 138 rec.)

### INDIVIDUALS

Had a 100-yard rusher  
Had a 300-yard passer  
Had a 100-yard receiver  
Had 15 or more tackles

Justin Jackson (24-116), Northwestern, Nov. 14, 2015  
Ryker Fyfe, Nebraska, Oct. 31, 2015 (407)  
Jordan Westerkamp, Nebraska, Oct. 31, 2015 (123)  
Tiquan Lang, Marshall, Sept. 6, 2015 (17)



**#1**  
**D.J.**  
**Knox**  
Sophomore  
Running Back



**#3**  
**Bilal**  
**Marshall**  
Junior  
Wide Receiver



**#5**  
**Domonique**  
**Young**  
Junior  
Wide Receiver

## 2015 GAME-BY-GAME RUSHING STATS

Opponent	Att	Yds	Avg	TD	Long
Marshall	22	102	4.5	1	22
Indiana State	16	91	5.7	0	42
Virginia Tech	8	16	2.0	0	4
Bowling Green	19	42	2.2	0	13
Michigan State	2	4	2.0	0	5
Minnesota	13	60	4.6	1	13
Wisconsin	10	24	2.4	0	9
Nebraska	Injured - DNP				
Illinois	Injured - DNP				
Northwestern	6	9	1.5	0	4
Iowa	7	26	3.7	0	5
Indiana					
Totals	103	374	3.6	2	42

## 2015 GAME-BY-GAME RECEIVING STATS

Opponent	Rec.	Yds	Avg	TD	Long
Marshall	6	36	6.0	0	12
Indiana State	2	12	6.0	0	9
Virginia Tech	1	8	8.0	0	8
Bowling Green	6	54	9.0	0	26
Michigan State	0	0	0.0	0	0
Minnesota	3	10	3.3	0	8
Wisconsin	2	35	17.5	0	21
Nebraska	Injured - DNP				
Illinois	Injured - DNP				
Northwestern	2	3	1.5	0	3
Iowa	1	4	4.0	0	4
Indiana					
Totals	23	162	7.0	0	26

Career Rushing Totals					
Year	Att	Yds	Avg/C	TD	Long
2014	0	0	0.0	0	0
2015	103	374	3.6	2	42
Totals	103	374	3.6	2	42

Career Receiving Totals					
Year	Rec	Yds	Avg/C	TD	Long
2014	0	0	0.0	0	0
2015	23	162	7.0	0	26
Totals	23	162	7.0	0	26

**Career Highs**  
 Rushes ..... 22 ..... at Marshall, 2015  
 Rushing Yards ..... 102 ..... at Marshall, 2015  
 Long Rush ..... 42 ..... vs. Indiana State, 2015  
 Rushing TDs ..... 1 ..... at Marshall, 2015  
 Receptions ..... 6 ..... Twice  
 Receiving Yards ..... 54 ..... vs. Bowling Green, 2015  
 Long Reception ..... 26 ..... vs. Bowling Green, 2015

## 2015 GAME-BY-GAME RECEIVING STATS

Opponent	Rec.	Yds	Avg	TD	Long
Marshall	DNP				
Indiana State	1	9	9.0	0	9
Virginia Tech	0	0	0.0	0	0
Bowling Green	0	0	0.0	0	0
Michigan State	DNP				
Minnesota	1	14	14.0	0	14
Wisconsin	1	8	8.0	0	8
Nebraska	0	0	0.0	0	0
Illinois	3	29	9.7	0	13
Northwestern	1	12	12.0	0	12
Iowa	0	0	0.0	0	0
Indiana					
Totals	7	72	10.3	0	14

Career Receiving Totals					
Year	Rec	Yds	Avg/C	TD	Long
2013	0	0	0.0	0	0
2014	0	0	0.0	0	0
2015	7	72	10.3	0	14
Totals	7	72	10.3	0	14

**Career Highs**  
 Receptions ..... 3 ..... vs. Illinois, 2015  
 Receiving Yards ..... 29 ..... vs. Illinois, 2015  
 Long Reception ..... 14 ..... vs. Minnesota, 2015

## 2015 GAME-BY-GAME RECEIVING STATS

Opponent	Rec.	Yds	Avg	TD	Long
Marshall	2	16	8.0	0	9
Indiana State	0	0	0.0	0	0
Virginia Tech	0	0	0.0	0	0
Bowling Green	1	16	16.0	0	16
Michigan State	Injured - DNP				
Minnesota	3	20	6.7	0	9
Wisconsin	1	8	8.0	0	8
Nebraska	0	0	0.0	0	0
Illinois	0	0	0.0	0	0
Northwestern	5	107	21.4	1	68
Iowa	4	52	13.0	0	17
Indiana					
Totals	16	219	13.7	1	68

Career Receiving Totals					
Year	Rec	Yds	Avg/C	TD	Long
2015	12	167	13.9	1	68

**Career Highs**  
 Receptions ..... 5 ..... at Northwestern, 2015  
 Receiving Yards ..... 107 ..... at Northwestern, 2015  
 Long Reception ..... 68 ..... at Northwestern, 2015  
 Receiving TDs ..... 1 ..... at Northwestern, 2015



**#7**  
**DeAngelo**  
**Yancey**  
Junior  
Wide Receiver



**#8**  
**Markell**  
**Jones**  
Freshman  
Running Back



**#11**  
**David**  
**Blough**  
R-Freshman  
Quarterback

## 2015 GAME-BY-GAME RECEIVING STATS

Opponent	Att	Yds	Avg	TD	Long
Marshall	5	78	15.6	0	50
Indiana State	2	68	34.0	1	50
Virginia Tech	2	24	12.0	0	13
Bowling Green	4	80	20.0	1	45
Michigan State	4	68	17.0	0	35
Minnesota	0	0	0.0	0	0
Wisconsin	1	3	3.0	0	3
Nebraska	5	111	22.2	2	83
Illinois	5	51	10.2	1	25
Northwestern	4	39	9.8	0	16
Iowa	9	117	13.0	0	28
Indiana					
<b>Totals</b>	<b>41</b>	<b>639</b>	<b>15.6</b>	<b>5</b>	<b>83</b>

## 2015 GAME-BY-GAME RUSHING STATS

Opponent	Att	Yds	Avg	TD	Long
Marshall	12	72	6.0	1	36
Indiana State	14	67	4.8	1	18
Virginia Tech	6	90	15.0	1	60
Bowling Green	6	19	3.2	0	5
Michigan State	22	157	7.1	2	68
Minnesota	6	7	1.2	0	4
Wisconsin	12	46	3.8	0	10
Nebraska	23	92	4.0	2	21
Illinois	14	84	6.0	0	30
Northwestern	13	58	4.5	1	17
Iowa	24	87	3.6	1	14
Indiana					
<b>Totals</b>	<b>152</b>	<b>779</b>	<b>5.1</b>	<b>9</b>	<b>68</b>

## 2015 GAME-BY-GAME PASSING STATS

Opponent	Cmp-Att-Int	Pct.	Yds	TD	Long
Marshall	DNP				
Indiana State	0-1-0	0.0	0	0	0
Virginia Tech	3-7-0	3.7	11	0	7
Bowling Green	29-39-1	74.4	340	2	62
Michigan State	15-31-1	48.4	136	1	35
Minnesota	21-49-3	42.9	207	1	41
Wisconsin	15-26-0	57.7	136	0	21
Nebraska	28-43-0	65.1	274	4	83
Illinois	29-47-2	61.7	174	1	25
Northwestern	26-45-1	57.8	287	1	68
Iowa	3-5-0	60.0	9	0	8
Indiana					
<b>Totals</b>	<b>169-293-8</b>	<b>57.9</b>	<b>1,574</b>	<b>10</b>	<b>83</b>

## 2015 GAME-BY-GAME RECEIVING STATS

Opponent	Rec.	Yds	Avg	TD	Long
Marshall	0	0	0.0	0	0
Indiana State	4	32	8.0	1	12
Virginia Tech	1	1	1.0	0	1
Bowling Green	4	23	5.8	0	8
Michigan State	1	2	2.0	0	2
Minnesota	0	0	0.0	0	0
Wisconsin	3	29	9.7	0	20
Nebraska	5	51	10.2	0	18
Illinois	5	13	2.6	0	6
Northwestern	5	68	5.6	0	29
Iowa	2	8	4.0	0	7
Indiana					
<b>Totals</b>	<b>30</b>	<b>227</b>	<b>7.6</b>	<b>1</b>	<b>29</b>

Career Receiving Totals					
Year	Att	Yds	Avg/C	TD	Long
2013	32	546	17.1	2	55
2014	12	147	12.2	3	29
2015	41	639	15.6	5	83
<b>Totals</b>	<b>85</b>	<b>1,332</b>	<b>15.7</b>	<b>10</b>	<b>83</b>

**Career Highs**  
 Receptions ..... 11 ..... at Indiana, 2013  
 Receiving Yards ..... 146 ..... vs. Nebraska, 2013  
 Long Reception ..... 83 ..... vs. Nebraska, 2015  
 Receiving TDs ..... 2 ..... vs. Nebraska, 2015

Career Rushing Totals					
Year	Att	Yds	Avg/C	TD	Long
2015	152	779	5.1	9	68

Career Receiving Totals					
Year	Rec	Yds	Avg/C	TD	Long
2015	30	227	7.6	1	20

**Career Highs**  
 Rushes ..... 24 ..... at Iowa, 2015  
 Rushing Yards ..... 157 ..... at Michigan State, 2015  
 Long Rush ..... 68 ..... at Michigan State, 2015  
 Rushing TDs ..... 2 ..... Twice  
 Receptions ..... 5 ..... Thrice  
 Receiving Yards ..... 68 ..... at Northwestern, 2015  
 Long Reception ..... 29 ..... at Northwestern, 2015  
 Receiving TDs ..... 1 ..... vs. Indiana State, 2015

Career Receiving Totals					
Year	Cmp-Att-Int	Pct.	Yds	TD	Long
2015	166-288-8	57.6	1,565	10	83

**Career Highs**  
 Completions ..... 29 ..... Twice  
 Attempts ..... 49 ..... vs. Minnesota, 2015  
 Passing Yards ..... 340 ..... vs. Bowling Green, 2015  
 Passing TDs ..... 4 ..... vs. Nebraska, 2015





**#12**  
**Austin**  
**Appleby**  
Junior  
Quarterback



**#15**  
**Trae**  
**Hart**  
Sophomore  
Wide Receiver



**#18**  
**Cameron**  
**Posey**  
Junior  
Wide Receiver

## 2015 GAME-BY-GAME PASSING STATS

Opponent	Cmp-Att-Int	Pct.	Yds	TD	Long
Marshall	31-48-4	63.8	270	1	50
Indiana State	20-34-0	58.8	289	4	57
Virginia Tech	9-28-2	32.1	110	0	32
Bowling Green	DNP				
Michigan State	DNP				
Minnesota	Injured - DNP				
Wisconsin	DNP				
Nebraska	DNP				
Illinois	DNP				
Northwestern	DNP				
Iowa	23-40-0	57.5	259	1	28
Indiana					
Totals	83-150-6	55.3	928	6	57

## 2015 GAME-BY-GAME RECEIVING STATS

Opponent	Att	Yds	Avg	TD	Long
Marshall	4	19	4.8	0	10
Indiana State	2	7	3.5	0	6
Virginia Tech	0	0	0.0	0	0
Bowling Green	0	0	0.0	0	0
Michigan State	0	0	0.0	0	0
Minnesota	1	5	5.0	0	0
Wisconsin	Injured - DNP				
Nebraska	Injured - DNP				
Illinois	Injured - DNP				
Northwestern	Injured - DNP				
Iowa	Injured - DNP				
Indiana					
Totals	7	31	4.4	0	10

## 2015 GAME-BY-GAME RECEIVING STATS

Opponent	Att	Yds	Avg	TD	Long
Marshall	3	26	4.3	0	13
Indiana State	2	64	32.0	1	57
Virginia Tech	2	29	14.5	0	27
Bowling Green	2	17	8.5	0	16
Michigan State	0	0	0.0	0	0
Minnesota	1	3	3.0	0	3
Wisconsin	0	0	0.0	0	0
Nebraska	3	16	5.3	0	12
Illinois	1	2	2.0	0	2
Northwestern	4	27	6.8	0	12
Iowa	3	18	6.0	0	7
Indiana					
Totals	21	202	9.6	1	57

## Career Receiving Totals

Year	Cmp-Att-Int	Pct.	Yds	TD	Long
2013	5-6-0	83.3	68	1	44
2014	144-272-11	52.9	1,449	10	80
2015	83-150-6	55.3	928	6	57
Totals	232-428-17	54.2	2,445	17	80

## Career Highs

Completions ..... 31 ..... at Marshall, 2015  
 Attempts ..... 48 ..... Twice  
 Passing Yards ..... 289 ..... vs. Indiana State, 2015  
 Passing TDs ..... 4 ..... vs. Indiana State, 2015

## Career Receiving Totals

Year	Rec	Yds	Avg/C	TD	Long
2014	9	80	8.9	0	31
2015	7	31	4.4	0	10
Totals	16	111	6.9	0	31

## Career Highs

Receptions ..... 4 ..... at Marshall, 2015  
 Receiving Yards ..... 39 ..... vs. Wisconsin, 2014  
 Long Reception ..... 31 ..... vs. Wisconsin, 2014

## Career Receiving Totals

Year	Rec	Yds	Avg/C	TD	Long
2013	26	297	11.4	3	44
2014	19	188	9.9	1	24
2015	21	202	9.6	1	57
Totals	66	777	17.8	5	57

## Career Highs

Receptions ..... 6 ..... at Penn State, 2013  
 Receiving Yards ..... 67 ..... vs. Northern Illinois 2013  
 Long Reception ..... 57 ..... vs. Indiana State, 2015  
 Receiving TDs ..... 1 ..... Multiple Times



**#20**  
**Gregory Phillips**  
Sophomore  
Wide Receiver



**#21**  
**Anthony Mahoungou**  
Sophomore  
Wide Receiver



**#33**  
**Danny Anthrop**  
Senior  
Wide Receiver

## 2015 GAME-BY-GAME RECEIVING STATS

Opponent	Att	Yds	Avg	TD	Long
Marshall	1	7	7.0	0	7
Indiana State	1	1	1.0	0	1
Virginia Tech	1	3	3.0	0	3
Bowling Green	4	92	23.0	1	62
Michigan State	2	10	5.0	1	8
Minnesota	1	9	9.0	0	9
Wisconsin	1	8	8.0	0	8
Nebraska	1	8	8.0	0	8
Illinois	1	4	4.0	0	4
Northwestern	0	0	0.0	0	0
Iowa	0	0	0.0	0	0
Indiana					
<b>Totals</b>	<b>13</b>	<b>142</b>	<b>10.9</b>	<b>2</b>	<b>62</b>

## 2015 GAME-BY-GAME RECEIVING STATS

Opponent	Rec	Yds	Avg	TD	Long
Marshall	4	59	14.8	0	24
Indiana State	0	0	0.0	0	0
Virginia Tech	0	0	0.0	0	0
Bowling Green	0	0	0.0	0	0
Michigan State	1	6	6.0	0	6
Minnesota	3	28	9.3	0	17
Wisconsin	0	0	0.0	0	0
Nebraska	0	0	0.0	0	0
Illinois	0	0	0.0	0	0
Northwestern	0	0	0.0	0	0
Iowa	0	0	0.0	0	0
Indiana					
<b>Totals</b>	<b>8</b>	<b>93</b>	<b>11.6</b>	<b>0</b>	<b>24</b>

## 2015 GAME-BY-GAME RECEIVING STATS

Opponent	Rec	Yds	Avg	TD	Long
Marshall	5	18	3.6	1	9
Indiana State	3	23	7.7	0	12
Virginia Tech	3	43	14.3	0	32
Bowling Green	5	40	8.0	0	19
Michigan State	4	42	10.5	0	20
Minnesota	5	59	11.8	0	41
Wisconsin	3	18	6.0	0	10
Nebraska	10	40	4.0	1	8
Illinois	6	20	3.3	0	8
Northwestern	2	14	7.0	0	11
Iowa	2	17	8.5	0	17
Indiana					
<b>Totals</b>	<b>48</b>	<b>334</b>	<b>7.0</b>	<b>2</b>	<b>41</b>

Career Receiving Totals					
Year	Att	Yds	Avg/C	TD	Long
2014	10	151	15.1	0	29
2015	13	142	10.9	2	62
<b>Totals</b>	<b>23</b>	<b>293</b>	<b>12.7</b>	<b>2</b>	<b>62</b>


**Career Highs**  
 Receptions..... 4..... vs. Bowling Green, 2015  
 Receiving Yards..... 92..... vs. Bowling Green, 2015  
 Long Reception..... 62..... vs. Bowling Green, 2015  
 Receiving TDs ..... 1..... Twice

Career Receiving Totals					
Year	Rec	Yds	Avg/C	TD	Long
2015	8	93	11.6	0	24

**Career Highs**  
 Receptions..... 4..... at Marshall, 2015  
 Receiving Yards..... 59..... at Marshall, 2015  
 Long Reception..... 24..... at Marshall, 2015

Career Receiving Totals					
Year	Rec	Yds	Avg/C	TD	Long
2012	1	25	25.0	1	25
2013	17	313	18.4	2	80
2014	38	616	16.2	4	80
2015	48	334	7.0	2	41
<b>Totals</b>	<b>104</b>	<b>1,288</b>	<b>12.4</b>	<b>9</b>	<b>80</b>

**Career Highs**  
 Receptions..... 10..... vs. Nebraska, 2015  
 Receiving Yards ..... 151 ..... at Indiana, 2013  
 Long Reception ..... 80 ..... Twice  
 Receiving TDs..... 1 ..... Multiple times



**#85**  
**Jordan**  
**Jurasevich**  
5th-Year  
Tight End



**#88**  
**Cole**  
**Herdman**  
R-Freshman  
Tight End

## 2015 GAME-BY-GAME RECEIVING STATS

Opponent	Rec	Yds	Avg	TD	Long
Marshall	0	0	0.0	0	0
Indiana State	0	0	0.0	0	0
Virginia Tech	0	0	0.0	0	0
Bowling Green	2	8	4.0	0	7
Michigan State	1	6	6.0	0	6
Minnesota	0	0	0.0	0	0
Wisconsin	0	0	0.0	0	0
Nebraska	2	5	2.5	1	5
Illinois	0	0	0.0	0	0
Northwestern	1	3	3.0	0	3
Iowa	2	17	8.5	0	12
Indiana					
Totals	8	39	4.9	1	12

## 2015 GAME-BY-GAME RECEIVING STATS

Opponent	Rec	Yds	Avg	TD	Long
Marshall	1	11	11.0	0	11
Indiana State	2	22	11.0	0	13
Virginia Tech	2	13	6.5	0	7
Bowling Green	1	10	10.0	0	10
Michigan State	2	2	1.0	0	4
Minnesota	1	10	10.0	1	10
Wisconsin	0	0	0.0	0	0
Nebraska	2	23	11.5	0	13
Illinois	2	14	7.0	0	8
Northwestern	1	7	7.0	0	7
Iowa	2	16	8.0	0	9
Indiana					
Totals	16	128	8.0	1	13

## Career Receiving Totals

Year	Rec	Yds	Avg/C	TD	Long
2014	1	2	2.0	0	2
2015	8	39	4.9	1	12
Totals	9	41	4.5	1	12

## Career Highs

Receptions..... 2..... Thrice  
 Receiving Yards..... 17..... at Iowa, 2015  
 Long Reception..... 12..... at Iowa, 2015  
 Receiving TDs ..... 1..... vs. Nebraska, 2015

## Career Receiving Totals

Year	Rec	Yds	Avg/C	TD	Long
2015	16	128	8.0	1	13

## Career Highs

Receptions..... 2..... Multiple Times  
 Receiving Yards..... 23..... vs. Nebraska, 2015  
 Long Reception..... 13..... Twice  
 Receiving TDs ..... 1..... vs. Minnesota, 2015





**#1**  
**Brandon Roberts**  
R-Freshman  
Safety



**#2**  
**Da'Wan Hunte**  
Sophomore  
Cornerback



**#3**  
**Leroy Clark**  
Junior  
Safety

## 2015 GAME-BY-GAME STATS

Opponent	U-A-T	TFL	Sacks	Misc.
Marshall	1-1-2	0.0	0.0	-
Indiana State	1-0-1	0.0	0.0	-
Virginia Tech	0-1-1	0.0	0.0	-
Bowling Green	0-1-0	0.0	0.0	-
Michigan State	2-4-6	0.0	0.0	-
Minnesota	3-2-5	0.0	0.0	-
Wisconsin	0-0-0	0.0	0.0	-
Nebraska	1-0-1	0.0	0.0	-
Illinois	5-0-5	0.0	0.0	-
Northwestern	4-0-4	0.0	0.0	INT
Iowa	6-1-7	1.0	0.0	-
Indiana				
Totals	23-10-33	1.0	0.0	INT

## 2015 GAME-BY-GAME STATS

Opponent	U-A-T	TFL	Sacks	Misc.
Marshall	0-3-3	0.0	0.0	-
Indiana State	0-0-0	0.0	0.0	-
Virginia Tech	2-1-3	1.5	1.0	FF
Bowling Green	3-3-6	0.0	0.0	-
Michigan State	0-0-0	0.0	0.0	-
Minnesota	0-0-0	0.0	0.0	-
Wisconsin	2-0-2	0.0	0.0	-
Nebraska	0-0-0	0.0	0.0	-
Illinois	2-1-3	0.0	0.0	-
Northwestern	1-0-1	1.0	1.0	-
Iowa	0-0-0	0.0	0.0	-
Indiana				
Totals	10-8-18	1.5	1.0	FF

## 2015 GAME-BY-GAME STATS

Opponent	U-A-T	TFL	Sacks	Misc.
Marshall	1-2-3	0.0	0.0	INT, 2 PBU
Indiana State	2-1-3	1.0	0.0	-
Virginia Tech	8-3-11	0.0	0.0	PBU
Bowling Green	2-1-3	0.0	0.0	2 PBU
Michigan State	3-4-7	0.0	0.0	-
Minnesota	6-5-11	0.0	0.0	-
Wisconsin	4-3-7	0.0	0.0	INT, PBU
Nebraska	8-2-10	0.0	0.0	PBU
Illinois	4-3-7	0.0	0.0	-
Northwestern	5-2-7	0.0	0.0	PBU
Iowa	4-5-9	0.0	0.0	PBU
Indiana				
Totals	47-31-78	1.0	0.0	2 INT, 9 PBU

Career Totals				
Year	U-A-T	TFL	Sacks	Misc
2015	23-10-33	1.0	0.0	INT

Career Totals				
Year	U-A-T	TFL	Sacks	Misc
2014	1-1-2	0.0	0.0	-
2015	10-8-18	1.5	1.0	FF
Totals	11-9-20	1.5	1.0	FF

Career Totals				
Year	U-A-T	TFL	Sacks	Misc
2013	13-4-17	0.0	0.0	-
2014	15-10-25	1.0	0.0	PBU
2015	47-31-78	1.0	0.0	2 INT, 9 PBU
Totals	75-45-120	2.0	0.0	2 INT, 10 PBU

Career Highs		
Total Tackles	7	at Iowa, 2015
Solo Tackles	6	at Iowa, 2015
Tackles for Loss	1.0	at Iowa, 2015
Sacks	-	
PBUs	-	

Career Highs		
Total Tackles	6	vs. Bowling Green, 2015
Solo Tackles	3	vs. Bowling Green, 2015
Tackles for Loss	1.5	vs. Virginia Tech, 2015
Sacks	1.0	vs. Virginia Tech, 2015
PBUs	-	

Career Highs		
Total Tackles	11	Twice
Solo Tackles	8	Twice
Tackles for Loss	1.0	Twice
Sacks	-	
PBUs	2	Twice



**#7**  
**Robert Gregory**  
Junior  
Safety



**#9**  
**Anthony Brown**  
Senior  
Cornerback



**#11**  
**Antoine Miles**  
Sophomore  
Rush End

## 2015 GAME-BY-GAME STATS

Opponent	U-A-T	TFL	Sacks	Misc.
Marshall	3-3-6	0.0	0.0	-
Indiana State	2-1-3	0.0	0.0	INT
Virginia Tech	3-3-6	0.0	0.0	-
Bowling Green	2-2-4	0.0	0.0	-
Michigan State	4-3-7	0.0	0.0	-
Minnesota	2-1-3	0.0	0.0	-
Wisconsin	4-3-7	0.0	0.0	-
Nebraska	4-1-5	0.0	0.0	-
Illinois	2-2-4	0.0	0.0	-
Northwestern	0-0-0	0.0	0.0	FR
Iowa	2-1-3	0.0	0.0	-
Indiana				
Totals	28-20-48	0.0	0.0	INT, FR

## 2015 GAME-BY-GAME STATS

Opponent	U-A-T	TFL	Sacks	Misc.
Marshall	3-3-6	0.0	0.0	2 PBU
Indiana State	3-0-3	1.0	0.0	INT
Virginia Tech	3-1-4	0.0	0.0	PBU
Bowling Green	5-1-6	0.0	0.0	-
Michigan State	2-3-5	0.0	0.0	-
Minnesota	3-2-5	0.0	0.0	-
Wisconsin	7-4-11	0.0	0.0	-
Nebraska	3-1-4	0.0	0.0	3 INT, PBU
Illinois	4-0-4	0.0	0.0	-
Northwestern	4-0-4	0.0	0.0	-
Iowa	3-3-6	0.0	0.0	PBU
Indiana				
Totals	40-17-57	1.0	0.0	5 PBU, 4 INT

## 2015 GAME-BY-GAME STATS

Opponent	U-A-T	TFL	Sacks	Misc.
Marshall	2-1-3	1.0	1.0	-
Indiana State	7-2-9	2.0	2.0	FF
Virginia Tech	2-5-7	1.0	1.0	FF
Bowling Green	1-3-4	0.5	0.0	-
Michigan State	0-0-0	0.0	0.0	-
Minnesota	0-0-0	0.0	0.0	-
Wisconsin	0-1-1	0.0	0.0	-
Nebraska	1-1-2	1.5	0.0	-
Illinois	0-1-1	0.0	0.0	-
Northwestern	0-1-1	0.0	0.0	-
Iowa	0-0-0	0.0	0.0	-
Indiana				
Totals	13-15-28	6.0	4.0	2 FF

## Career Totals

Year	U-A-T	TFL	Sacks	Misc
2014	2-0-2	0.0	0.0	FR
2015	28-20-48	0.0	0.0	INT, FR
Totals	30-20-50	0.0	0.0	INT, 2 FR

## Career Totals

Year	U-A-T	TFL	Sacks	Misc
2012	4-2-6	0.0	0.0	-
2013	51-18-69	3.0	0.0	3 PBU, FF
2014	41-13-54	5.5	1.5	10 PBU, FR
2015	40-17-57	1.0	0.0	5 PBU, 4 INT
Totals	136-50-186	9.5	1.5	18 PBU, 4 INT, FF, 2 FR

## Career Totals

Year	U-A-T	TFL	Sacks	Misc
2015	13-15-28	6.0	4.0	2 FF

## Career Highs

Total Tackles ..... 7 ..... Twice  
Solo Tackles ..... 4 ..... Multiple Times  
Tackles for Loss ..... - .....  
Sacks ..... - .....  
PBUs ..... - .....

## Career Highs

Total Tackles ..... 11 ..... at Wisconsin, 2015  
Solo Tackles ..... 8 ..... vs. Nebraska, 2013  
Tackles for Loss ..... 2.5 ..... vs. Notre Dame, 2014  
Sacks ..... 1.5 ..... vs. Notre Dame, 2014  
PBUs ..... 2 ..... Multiple times

## Career Highs

Total Tackles ..... 9 ..... vs. Indiana State, 2015  
Solo Tackles ..... 7 ..... vs. Indiana State, 2015  
Tackles for Loss ..... 2.0 ..... vs. Indiana State, 2015  
Sacks ..... 2.0 ..... vs. Indiana State, 2015  
PBUs ..... - .....







**#13**  
**Gelen Robinson**  
Sophomore  
Rush End



**#14**  
**Ra'Zahn Howard**  
Junior  
Defensive Tackle



**#16**  
**Garrett Hudson**  
Sophomore  
Linebacker

## 2015 GAME-BY-GAME STATS

Opponent	U-A-T	TFL	Sacks	Misc.
Marshall	DNP			
Indiana State	DNP			
Virginia Tech	4-1-5	2.5	0.0	-
Bowling Green	1-1-2	0.0	0.0	-
Michigan State	1-4-5	1.0	0.0	FF
Minnesota	3-0-3	0.0	0.0	-
Wisconsin	0-1-1	0.0	0.0	-
Nebraska	2-1-3	1.5	0.5	-
Illinois	0-1-1	0.0	0.0	-
Northwestern	2-2-4	1.0	1.0	-
Iowa	0-2-2	0.0	0.0	-
Indiana				
Totals	13-13-26	6.0	1.5	FF

## 2015 GAME-BY-GAME STATS

Opponent	U-A-T	TFL	Sacks	Misc.
Marshall	0-0-0	0.0	0.0	FR
Indiana State	0-1-1	0.5	0.0	-
Virginia Tech	0-1-1	0.0	0.0	-
Bowling Green	3-1-4	0.0	0.0	-
Michigan State	0-1-1	0.0	0.0	-
Minnesota	2-0-2	0.0	0.0	-
Wisconsin	2-4-6	1.0	1.0	-
Nebraska	0-1-1	0.0	0.0	PBU
Illinois	2-2-4	0.0	0.0	-
Northwestern	2-0-2	0.0	0.0	-
Iowa	0-1-0	0.0	0.0	-
Indiana				
Totals	11-12-23	1.5	1.0	FR, PBU

## 2015 GAME-BY-GAME STATS

Opponent	U-A-T	TFL	Sacks	Misc.
Marshall	DNP			
Indiana State	0-0-0	0.0	0.0	-
Virginia Tech	0-0-0	0.0	0.0	-
Bowling Green	0-0-0	0.0	0.0	-
Michigan State	0-0-0	0.0	0.0	-
Minnesota	0-3-3	0.0	0.0	-
Wisconsin	1-4-5	0.0	0.0	-
Nebraska	5-2-7	1.0	0.5	FR
Illinois	4-2-6	0.0	0.0	-
Northwestern	2-1-3	1.0	0.0	-
Iowa	2-3-5	1.0	0.0	-
Indiana				
Totals	14-15-29	3.0	0.5	FR

## Career Totals

Year	U-A-T	TFL	Sacks	Misc.
2014	14-6-20	4.0	2.0	-
2015	13-13-26	6.0	1.5	FF
Totals	27-19-46	10.0	3.5	FF

## Career Totals

Year	U-A-T	TFL	Sacks	Misc.
2013	2-2-4	1.0	1.0	2 PBU
2014	11-9-20	1.0	1.0	PBU
2015	11-12-23	1.5	1.0	FR, PBU
Totals	24-23-47	3.5	3.0	4 PBU, FR

## Career Totals

Year	U-A-T	TFL	Sacks	Misc.
2014	1-0-1	1.0	0.0	-
2015	14-15-29	3.0	0.5	FR
Totals	15-15-30	4.0	0.5	FR

## Career Highs

Total Tackles ..... 5 ..... Multiple Times  
Solo Tackles ..... 4 ..... Twice  
Tackles for Loss ..... 2.5 ..... vs. Virginia Tech, 2015  
Sacks ..... 1.0 ..... Multiple Times  
PBUs ..... -

## Career Highs

Total Tackles ..... 6 ..... at Wisconsin, 2015  
Solo Tackles ..... 3 ..... Twice  
Tackles for Loss ..... 1.0 ..... Multiple Times  
Sacks ..... 1.0 ..... Twice  
PBUs ..... 2 ..... at Michigan State, 2013

## Career Highs

Total Tackles ..... 7 ..... vs. Nebraska, 2015  
Solo Tackles ..... 5 ..... vs. Nebraska, 2015  
Tackles for Loss ..... 1.0 ..... Multiple Times  
Sacks ..... 0.5 ..... vs. Nebraska, 2015  
PBUs ..... -



**#24**  
**Frankie Williams**  
5th-Year  
Cornerback



**#29**  
**Jimmy Herman**  
Junior  
Linebacker



**#36**  
**Danny Ezechukwu**  
Sophomore  
Linebacker

## 2015 GAME-BY-GAME STATS

Opponent	U-A-T	TFL	Sacks	Misc.
Marshall	5-4-9	0.0	0.0	FF
Indiana State	1-2-3	1.0	0.5	-
Virginia Tech	2-3-5	0.0	0.0	-
Bowling Green	3-1-4	0.0	0.0	INT, PBU
Michigan State	0-1-1	0.0	0.0	PBU
Minnesota	1-1-2	0.0	0.0	-
Wisconsin	5-2-7	0.0	0.0	-
Nebraska	0-1-1	0.0	0.0	INT, 2 PBU
Illinois	5-0-5	0.0	0.0	2 PBU
Northwestern	1-1-2	0.0	0.0	INT
Iowa	1-1-2	0.0	0.0	-
Indiana				
Totals	24-17-41	1.0	0.5	6 PBU, FF, 3 INT

## 2015 GAME-BY-GAME STATS

Opponent	U-A-T	TFL	Sacks	Misc.
Marshall	1-3-4	0.5	0.0	-
Indiana State	5-3-8	2.5	0.5	-
Virginia Tech	3-1-4	0.0	0.0	-
Bowling Green	Injured - DNP			
Michigan State	Injured - DNP			
Minnesota	3-4-7	1.0	0.0	-
Wisconsin	Injured - DNP			
Nebraska	Injured - DNP			
Illinois	0-1-1	0.0	0.0	-
Northwestern	4-1-5	1.0	0.0	-
Iowa	2-2-4	0.0	0.0	FF
Indiana				
Totals	18-15-33	5.0	0.5	FF

## 2015 GAME-BY-GAME STATS

Opponent	U-A-T	TFL	Sacks	Misc.
Marshall	1-1-2	0.0	0.0	-
Indiana State	3-2-5	1.0	0.0	-
Virginia Tech	1-4-5	0.0	0.0	FR, TD
Bowling Green	6-4-10	0.0	0.0	-
Michigan State	1-7-8	0.0	0.0	PBU
Minnesota	8-2-10	1.0	1.0	INT
Wisconsin	2-9-11	0.0	0.0	-
Nebraska	1-0-1	0.0	0.0	-
Illinois	2-4-6	0.0	0.0	-
Northwestern	4-2-6	0.0	0.0	FF
Iowa	4-3-7	0.0	0.0	PBU
Indiana				
Totals	33-38-71	2.0	1.0	FR, TD, 2 PBU, INT, FF

## Career Totals

Year	U-A-T	TFL	Sacks	Misc.
2012	36-9-45	1.0	0.0	9 PBU, 2 INT
2013	46-15-61	2.0	0.0	3 PBU, 2 INT, BLK
2014	51-23-74	1.5	1.0	7 PBU, 3 INT, FR
2015	24-17-41	1.0	0.5	6 PBU, FF, 3 INT
Totals	157-64-221	5.5	1.5	25 PBU, 10 INT, BLK, FR, FF

## Career Highs

Total Tackles.....	12	.....at Illinois, 2014
Solo Tackles.....	8	.....Twice
Tackles for Loss.....	1.5	.....at Illinois, 2014
Sacks.....	1.0	.....at Illinois, 2014
PBUs.....	3	.....vs. Indiana, 2012

## Career Totals

Year	U-A-T	TFL	Sacks	Misc.
2013	10-3-13	0.0	0.0	-
2014	28-28-56	1.5	0.0	3 PBU
2015	18-15-33	5.0	0.5	FF
Totals	56-46-102	6.5	0.5	3 PBU

## Career Highs

Total Tackles.....	8	.....Multiple Times
Solo Tackles.....	6	.....vs. Northwestern, 2014
Tackles for Loss.....	2.5	.....vs. Indiana State, 2015
Sacks.....	0.5	.....vs. Indiana State, 2015
PBUs.....	2	.....at Nebraska, 2015

## Career Totals

Year	U-A-T	TFL	Sacks	Misc.
2014	27-16-43	3.0	1.5	PBU, INT, FF
2015	33-38-71	2.0	1.0	FR, TD, FF, 2 PBU, INT
Totals	60-54-114	5.0	2.5	3 PBU, 2 INT, FF, FR, TD, FF

## Career Highs

Total Tackles.....	12	.....at Nebraska, 2014
Solo Tackles.....	8	.....vs. Minnesota, 2015
Tackles for Loss.....	1.5	.....at Minnesota, 2014
Sacks.....	1.0	.....vs. Minnesota, 2015
PBUs.....	1	.....Twice



**#42**  
**Andy Garcia**  
Junior  
Linebacker



**#47**  
**Shayne Henley**  
Junior  
Defensive End



**#54**  
**Jake Replogle**  
Junior  
Defensive End

## 2015 GAME-BY-GAME STATS

Opponent	U-A-T	TFL	Sacks	Misc.
Marshall	0-2-2	0.0	0.0	-
Indiana State	1-0-1	0.0	0.0	PBU
Virginia Tech	2-3-5	0.0	0.0	-
Bowling Green	2-3-5	0.0	0.0	FR
Michigan State	4-7-11	0.5	0.0	PBU
Minnesota	2-3-5	1.0	0.0	-
Wisconsin	0-4-4	0.0	0.0	-
Nebraska	8-1-9	0.0	0.0	-
Illinois	7-0-7	2.0	1.0	-
Northwestern	2-2-4	0.0	0.0	PBU
Iowa	2-1-3	0.0	0.0	-
Indiana				
Totals	30-26-56	3.5	1.0	3 PBU, FR

## 2015 GAME-BY-GAME STATS

Opponent	U-A-T	TFL	Sacks	Misc.
Marshall	0-1-1	0.0	0.0	-
Indiana State	0-0-0	0.0	0.0	-
Virginia Tech	0-1-1	0.0	0.0	-
Bowling Green	3-0-3	1.0	1.0	-
Michigan State	0-0-0	0.0	0.0	-
Minnesota	1-0-1	0.0	0.0	-
Wisconsin	0-0-0	0.0	0.0	-
Nebraska	0-0-0	0.0	0.0	-
Illinois	0-0-0	0.0	0.0	-
Northwestern	3-0-3	0.0	0.0	-
Iowa	0-0-0	0.0	0.0	-
Indiana				
Totals	7-2-9	1.0	1.0	-

## 2015 GAME-BY-GAME STATS

Opponent	U-A-T	TFL	Sacks	Misc.
Marshall	2-3-5	2.0	0.0	-
Indiana State	2-0-2	2.0	0.0	-
Virginia Tech	2-3-5	1.0	0.0	-
Bowling Green	2-1-3	0.0	0.0	PBU
Michigan State	1-6-7	0.0	0.0	-
Minnesota	2-0-2	0.0	0.0	PBU
Wisconsin	2-2-4	1.0	0.0	-
Nebraska	5-2-7	0.5	0.0	-
Illinois	4-0-4	1.0	0.0	-
Northwestern	4-1-5	1.0	0.0	-
Iowa	3-2-5	3.0	2.0	BLK
Indiana				
Totals	29-20-49	11.5	2.0	2 PBU, BLK

Career Totals				
Year	U-A-T	TFL	Sacks	Misc.
2013	11-3-14	0.0	0.0	INT
2014	1-5-6	0.0	0.0	FF
2015	30-26-56	3.5	1.0	FR, 3 PBU
Totals	42-34-76	3.5	1.0	INT, FR, FF, 3 PBU

**Career Highs**  
 Total Tackles ..... 11 ..... at Michigan State, 2015  
 Solo Tackles ..... 8 ..... vs. Nebraska, 2015  
 Tackles for Loss ..... 2.0 ..... vs. Illinois, 2015  
 Sacks ..... 1.0 ..... vs. Illinois, 2015  
 PBUs ..... 1 ..... Multiple Times

Career Totals				
Year	U-A-T	TFL	Sacks	Misc.
2014	7-2-9	1.0	1.0	-


**Career Highs**  
 Total Tackles ..... 3 ..... Twice  
 Solo Tackles ..... 3 ..... Twice  
 Tackles for Loss ..... 1.0 ..... vs. Bowling Green, 2015  
 Sacks ..... 1.0 ..... vs. Bowling Green, 2015  
 PBUs ..... -

Career Totals				
Year	U-A-T	TFL	Sacks	Misc.
2013	11-2-13	1.0	0.0	-
2014	27-13-40	10.5	3.0	PBU
2015	29-20-49	11.5	2.0	2 PBU, BLK
Totals	67-35-102	23.0	5.0	3 PBU, BLK

**Career Highs**  
 Total Tackles ..... 7 ..... Multiple Times  
 Solo Tackles ..... 5 ..... Multiple Times  
 Tackles for Loss ..... 3.0 ..... at Iowa, 2015  
 Sacks ..... 2.0 ..... at Iowa, 2015  
 PBUs ..... 1 ..... Multiple Times



**#92**  
**Ryan**  
**Watson**  
Senior  
Defensive Tackle



**#95**  
**Evan**  
**Panfil**  
Junior  
Defensive End



**#97**  
**Michael**  
**Rouse**  
5th-Year  
Defensive Tackle

## 2015 GAME-BY-GAME STATS

Opponent	U-A-T	TFL	Sacks	Misc.
Marshall	0-1-1	0.5	0.0	-
Indiana State	4-0-4	1.0	1.0	BLK
Virginia Tech	2-2-4	0.5	0.0	-
Bowling Green	0-1-1	0.0	0.0	-
Michigan State	1-1-2	0.0	0.0	-
Minnesota	1-1-2	0.0	0.0	-
Wisconsin	1-2-3	0.0	0.0	-
Nebraska	0-0-0	0.0	0.0	BLK
Illinois	0-0-0	0.0	0.0	-
Northwestern	3-3-6	0.0	0.0	-
Iowa	1-1-2	0.0	0.0	FR
Indiana				
Totals	13-12-25	2.0	1.0	2 BLK, FR

## 2015 GAME-BY-GAME STATS

Opponent	U-A-T	TFL	Sacks	Misc.
Marshall	0-3-3	0.0	0.0	-
Indiana State	1-0-1	1.0	1.0	-
Virginia Tech	1-2-3	0.0	0.0	-
Bowling Green	1-1-2	1.0	1.0	-
Michigan State	3-1-4	0.0	0.0	-
Minnesota	1-1-2	0.0	0.0	-
Wisconsin	3-2-5	3.0	1.0	-
Nebraska	2-1-3	1.5	1.0	-
Illinois	1-1-2	0.0	0.0	-
Northwestern	2-1-3	0.0	0.0	-
Iowa	0-0-0	0.0	0.0	-
Indiana				
Totals	15-13-28	6.5	4.0	-

## 2015 GAME-BY-GAME STATS

Opponent	U-A-T	TFL	Sacks	Misc.
Marshall	2-1-3	2.0	1.0	FF
Indiana State	0-0-0	0.0	0.0	-
Virginia Tech	1-2-3	0.5	0.0	-
Bowling Green	Injured - DNP			
Michigan State	Injured - DNP			
Minnesota	Injured - DNP			
Wisconsin	2-0-2	1.0	0.0	-
Nebraska	0-0-0	0.0	0.0	-
Illinois	0-0-0	0.0	0.0	-
Northwestern	0-0-0	0.0	0.0	-
Iowa	DNP			
Indiana				
Totals	5-3-8	3.5	1.0	FF

## Career Totals

Year	U-A-T	TFL	Sacks	Misc.
2012	1-1-2	0.0	0.0	-
2013	6-2-8	1.0	0.0	-
2014	13-4-17	5.5	4.0	BLK
2015	13-12-25	2.0	1.0	2 BLK
Totals	33-19-52	8.5	5.0	3 BLK, FR

## Career Highs

Total Tackles ..... 6 ..... at Northwestern, 2012  
 Solo Tackles ..... 4 ..... vs. Indiana State, 2015  
 Tackles for Loss ..... 2.0 ..... vs. Southern Illinois, 2014  
 Sacks ..... 2.0 ..... vs. Southern Illinois, 2014  
 PBUs..... - .....

## Career Totals

Year	U-A-T	TFL	Sacks	Misc.
2013	5-0-5	1.0	0.0	-
2014	5-4-9	1.0	0.0	-
2015	15-13-28	6.5	4.0	-
Totals	23-16-39	8.5	4.0	-

## Career Highs

Total Tackles ..... 5 ..... at Wisconsin, 2015  
 Solo Tackles ..... 3 ..... Twice  
 Tackles for Loss ..... 3.0 ..... at Wisconsin  
 Sacks..... 1.0 ..... Multiple Times  
 PBUs..... - .....

## Career Totals

Year	U-A-T	TFL	Sacks	Misc.
2012	2-0-2	0.0	0.0	-
2013	7-0-7	1.0	0.0	PBU
2014	3-2-5	1.5	0.0	-
2015	5-3-8	3.5	1.0	FF
Totals	17-5-22	6.0	1.0	PBU, FF

## Career Highs

Total Tackles..... 3 ..... Multiple Times  
 Solo Tackles..... 3 ..... Twice  
 Tackles for Loss ..... 2.0 ..... at Marshall, 2015  
 Sacks..... 1.0 ..... at Marshall, 2015  
 PBUs..... 1 ..... at Indiana, 2013

# 2015 NUMERICAL ROSTER

No.	Name	Cl.	Pos.	Ht.	Wt.	Hometown (High School/Previous College)
1	* D.J. Knox	So.	RB	5-7	197	Fairburn, Ga. (Creekside)
1	Brandon Roberts	R-Fr.	S	5-11	198	Naylor, Ga. (Lowndes)
2	Jonathan Curry	Jr.	TE	6-2	250	Phenix City, Ala. (Central)
2	* Da'Wan Hunte	So.	CB	5-9	183	Miami, Fla. (Miami Central)
2	Elijah Sindelar	Fr.	QB	6-4	216	Princeton, Ky. (Caldwell County)
3	** Leroy Clark	Jr.	S	5-10	190	Miami, Fla. (Archbishop Carroll)
3	* Bilal Marshall	Jr.	WR	6-2	195	Miami, Fla. (Dade Christian)
4	* Ja'Whaun Bentley	So.	LB	6-2	260	Glenarden, Md. (DeMatha Catholic)
4	Keith Byars II	So.	RB	5-10	204	Boca Raton, Fla. (Milford Academy/Boca)
5	** Austin Logan	Jr.	S	6-0	200	Tallahassee, Fla. (Florida)
5	Domonique Young	Jr.	WR	6-3	205	Los Angeles, Calif. (Cerritos College)
6	Evyn Cooper	Fr.	CB	6-2	195	Buford, Ga. (Buford)
6	* Myles Norwood	So.	CB	6-0	170	Arlington, Texas (Grace Prep)
7	** Robert Gregory	Jr.	S	6-1	219	Chicago, Ill. (Simeon)
7	** DeAngelo Yancey	Jr.	WR	6-2	223	Atlanta, Ga. (Mays)
8	Tim Cason	R-Fr.	S	5-11	195	Clarkston, Mich. (Clarkston)
8	Markell Jones	Fr.	RB	5-11	207	Columbus, Ind. (Columbus East)
9	*** Anthony Brown	Sr.	CB	5-11	190	Tampa, Fla. (Hillsborough)
9	* Dan Monteroso	Jr.	WR	6-3	192	Saint Clairsville, Ohio (Saint Clairsville)
10	Matt Burke	So.	DE	6-6	240	West Palm Beach, Fla. (Cardinal Newman)
10	Mike Little	Fr.	CB	6-0	175	Newhall, Calif. (Notre Dame)
11	David Blough	R-Fr.	QB	6-1	202	Carrollton, Texas (Creekview)
11	Antoine Miles	So.	RE	6-3	236	Canton, Ohio (McKinely)
12	* Austin Appleby	Jr.	QB	6-5	239	North Canton, Ohio (North Canton Hoover)
13	* Gelen Robinson	So.	RE	6-1	250	Schererville, Ind. (Lake Central)
14	** Ra'Zahn Howard	Jr.	DT	6-3	310	Asbury Park, N.J. (Asbury Park)
15	Andy Chelf	Fr.	S	6-0	190	Southlake, Texas (Southlake Carroll)
15	* Trae Hart	So.	WR	5-10	168	Mesquite, Texas (First Baptist Academy)
16	* Garrett Hudson	So.	LB	6-2	240	Tallahassee, Fla. (North Florida Christian)
17	Fred Brown	Fr.	DT	6-1	260	Boutte, La. (Hahnville)
18	** Cameron Posey	Jr.	WR	6-1	183	Boca Raton, Fla. (American Heritage)
18	Eddy Wilson	Fr.	DT	6-4	265	Pontiac, Mich. (West Bloomfield)
19	Aaron Banks	Fr.	QB	6-4	196	Indianapolis, Ind. (Brebeuf)
19	* Dezwan Polk-Campbell	So.	LB	6-3	210	Columbus, Ohio (Whetstone)
20	* Gregory Phillips	So.	WR	6-0	191	Lithonia, Ga. (Arabia Mountain)
20	David Rose	Fr.	CB	6-0	175	Temple Hills, Md. (Potomac)
21	Markus Bailey	Fr.	LB	6-1	230	Columbus, Ohio (Hilliard Davidson)
21	Anthony Mahoungou	So.	WR	6-3	207	Paris, France (West Hills College)
22	Sawyer Dawson	Fr.	LB	6-1	215	Lakeland, Fla. (Plant City)
23	* Keyante Green	So.	RB	5-9	219	McDonough, Ga. (Eagle's Landing Christian)
24	*** Frankie Williams	5th	CB	5-9	190	Tampa, Fla. (Robinson)
25	Antonio Blackmon	R-Fr.	CB	6-0	181	Fort Wayne, Ind. (Bishop Dwenger)
25	Tario Fuller	Fr.	RB	6-0	186	Sugar Hills, Ga. (Lanier)
26	Stefan Certa	Sr.	CB	5-11	187	Crown Point, Ind. (Crown Point)
27	* Evan Feichter	Jr.	S	6-0	191	Fort Wayne, Ind. (Bishop Dwenger)
28	* David Yancey	So.	RB	5-10	213	Schererville, Ind. (Lake Central)
29	** Jimmy Herman	Jr.	LB	6-4	230	Carmel, Ind. (Carmel)
30	*** Thomas Meadows	Sr.	K-P	6-0	182	Maidens, Va. (Goochland)
31	Joe Schopper	Fr.	K-P	6-0	180	Indianapolis, Ind. (Cathedral)
32	* Evan Pulliam	Jr.	LB	6-2	225	Indianapolis, Ind. (Cathedral)
33	*** Danny Anthrop	Sr.	WR	6-0	193	West Lafayette, Ind. (Central Catholic)
34	Austin Sullins	Fr.	CB	5-10	190	Casper, Wyo. (IMG Academy)
36	* Danny Ezechukwu	So.	LB	6-2	246	Lithonia, Ga. (Arabian Mountain)
36	Richie Worship	Fr.	RB	6-1	242	Cleveland, Ohio (Valley Forge)
37	*** Paul Griggs	Sr.	K	6-1	196	Charlotte, N.C. (Charlotte Latin)
38	Brian Bravo	Fr.	K	6-2	180	North Aurora, Ill. (Joliet Catholic)
40	Tim Faison	Fr.	LB	6-2	200	Tallahassee, Fla. (Amos P. Godby)
41	Jacob Thieneman	R-Fr.	S	6-0	205	Noblesville, Ind. (Guerin Catholic)
42	** Andy James Garcia	Jr.	LB	6-0	228	Miami, Fla. (Hialeah)
43	Myles Homan	Fr.	K	6-1	195	Cincinnati, Ohio (St. Xavier)
45	Lane Beeler	R-Fr.	RB	5-10	210	Westpoint, Ind. (McCutcheon)
46	Race Johnson	So.	CB	5-11	180	Carmel, Ind. (Carmel)



No.	Name	Cl.	Pos.	Ht.	Wt.	Hometown (High School/Previous College)
47	Micah Budzinski	So.	TE	6-6	215	Knox, Ind. (Culver Community)
47	Shayne Henley	Jr.	DE	6-3	265	Simi Valley, Calif. (Moorpark College)
48	John Vargyas	Fr.	LS	5-11	250	Wheaton, Ill. (Saint Francis)
49	Wes Cook	So.	S	5-10	189	Westminster, Md. (East Carolina)
49	Tyler Duncan	R-Fr.	K	5-11	190	Danville, Calif. (Monte Vista)
50	Keiwan Jones	R-Fr.	DT	6-2	278	Ocala, Fla. (Dunnellon)
50	Bearooz Yacoobi	R-Fr.	OL	6-5	297	Dearborn, Mich. (Dearborn)
51	* John Strauser	So.	DE	6-2	270	Champaign, Ill. (Saint Thomas More)
52	Johnny Daniels	So.	DT	6-3	287	Chicago, Ill. (Foreman)
53	Kirk Barron	R-Fr.	G-C	6-2	305	Mishawaka, Ind. (Marian)
54	** Jake Replogle	Jr.	DT	6-5	275	Centerville, Ohio (Centerville)
55	* Ryan DeBusk	Jr.	RE	6-1	251	Atascadero, Calif. (Atascadero)
55	Michael Mendez	Fr.	OL	6-4	282	Los Fresnos, Texas (Los Fresnos)
56	Wyatt Cook	Fr.	LB	6-2	240	Westminster, Md. (McDonogh School)
57	*** Robert Kugler	5th	C	6-3	300	Pittsburgh, Pa. (North Allegheny)
59	Langston Newton	Jr.	DT	6-3	284	Indianapolis, Ind. (Kentucky)
60	Eric Swingler	R-Fr.	OL	6-5	255	Munster, Ind. (Munster)
64	Dakota Jelinek	R-Fr.	OL	6-3	256	Flushing, Mich. (Hill-McCloy)
65	Ben Makowski	Fr.	LS	6-2	263	Osceola, Ind. (Penn)
66	* Cameron Cermin	Jr.	OL	6-5	301	College Station, Texas (A&M Consolidated)
68	Peyton Truitt	Fr.	OL	6-5	295	West Lafayette, Ind. (West Lafayette)
69	John Bednar	Sr.	LS	6-2	242	Valparaiso, Ind. (Valparaiso)
70	** Jordan Roos	Jr.	OG	6-4	312	Celina, Texas (Celina)
71	* Corey Clements	Sr.	OL	6-8	420	Birmingham, Ala. (Mesa C.C.)
72	** Jason King	Jr.	OG	6-4	305	Little Rock, Ark. (Pulaski Academy)
73	* J.J. Prince	Jr.	OT	6-6	297	Southlake, Texas (Carroll Senior)
74	Martesse Patterson	R-Fr.	OL	6-3	345	Columbus, Ohio (Marion-Franklin)
75	* David Hedelin	Sr.	OT	6-4	298	Stockholm, Sweden (City College of San Francisco)
77	* Joey Warburg	Jr.	OL	6-5	285	Louisville, Ky. (Trinity)
79	Matt McCann	Fr.	OL	6-6	315	Fishers, Ind. (Bishop Chatard)
80	Jarrett Burgess	Fr.	WR	6-2	195	Miami, Fla. (Florida Christian)
81	Keenan Schon	So.	WR	5-10	185	Fort Wayne, Ind. (Bishop Dwenger)
82	Alex Hilger	R-Fr.	WR	6-2	192	Natick, Mass. (Natick)
83	Malcolm Dotson	Fr.	WR	6-2	200	Indianapolis, Ind. (Cathedral)
84	Jess Trussell	Fr.	TE	6-6	230	Arlington, Texas (James Martin)
85	* Jordan Jurasevich	5th	TE	6-3	250	Crown Point, Ind. (Crown Point)
87	*** Shane Mikesky	5th	WR	6-4	218	Zionsville, Ind. (Zionsville)
88	Cole Herdman	R-Fr.	TE	6-4	243	Lessburg, Va. (Flint Hill)
89	Brycen Hopkins	Fr.	TE	6-5	235	Nashville, Tenn. (Ensworth)
90	Will Colmery	R-Fr.	DT	6-5	263	Western Spring, Ill. (Nazareth Academy)
91	Chazmyn Turner	Fr.	RE	6-5	250	Moorestville, N.C. (Moorestville)
92	*** Ryan Watson	Sr.	DT	6-2	298	Ellicott City, Md. (Our Lady of Good Counsel)
94	Grant Ellington	5th	LS	6-0	234	LaGrange, Ill (Drake University)
95	** Evan Panfil	Jr.	DE	6-5	262	New Lenox, Ill. (Lincoln Way Central)
96	Jake Herr	Fr.	P	6-5	220	Carmel, Ind. (Carmel)
97	*** Michael Rouse III	5th	DT	6-4	301	Flossmoor, Ill. (Homewood Flossmoor)
98	Will Schott	Jr.	DE	6-3	209	Greenwood, Ind. (Roncalli)
	* denotes letters earned.	Cl. denotes athletic eligibility.				

**Head Coach:** Darrell Hazell

**Assistant Coaches:** Greg Hudson (Defensive Coordinator), John Shoop (Offensive Coordinator/Quarterbacks), Jim Bridge (Offensive Line), Rubin Carter (Defensive Line), Marcus Freeman (Linebackers), Taver Johnson (Defensive Backs), Terry Malone (Tight Ends), Gerad Parker (Wide Receivers), Jafar Williams (Running Backs)

**Offensive Graduate Assistant Coaches:** John Nussman, Camden Wentz / **Defensive Graduate Assistants:** Zach Opsal, Mark Sheridan

**Director of Football Operations:** Andrew Warsaw

**Director of Player Personnel:** Mike Waugh