

**Softball Quick Facts**

Location: West Lafayette, Ind. 47907
Founded: 1869
Enrollment: 39,637
Nickname: Boilermakers
Colors: Old Gold and Black
Conference: Big Ten
Facility: Boilermaker Softball Complex (1,000)
Web site: purduesports.com
President: Mitch Daniels
Athletics Director: Morgan J. Burke

Head Coach

Kim Schuette (Indiana State 2001)
Record at Purdue: 1st year
Overall Record: 256-219-1 (9 years)

Assistant Coaches

Jason Dorey (DeVry 1999, 1st year)
JT Gasso (East Central 2011, 1st year)

Softball Office Phone: (765) 494-9603

Press Box Phone: (765) 496-1706

Position Starters Returning: 7

Andie Varsho	OF	Sr.	.415 avg., 35 runs, 39 RBI, 29 SB
Ashley Burkhardt	2B	Jr.	.321 avg., 40 runs, 13 RBI, 20 SB
Lindsey Rains	OF	Sr.	.300 avg., 33 runs, 19 RBI, 25 SB
Maia Monchek	OF	Sr.	.292 avg., 9 runs, 15 RBI
Tori Chiodo	3B	Sr.	.264 avg., 16 runs, 12 RBI, 8 SB
Danielle Fletcher	C	Sr.	.245 avg., 6 HR, 33 RBI, 10 doubles
Paris Andrew	SS	So.	.211 avg., 17 runs, 15 RBI

Starting Pitchers Returning: 3

Lilly Fecho	So.	8-16, 2.96 ERA, 107 Ks, 156.1 IP
Lexy Moore	Jr.	11-15, 3.80 ERA, 97 Ks, 169.2 IP
Alex Whittemore	Jr.	2-0, 2.75 ERA, 18 Ks, 28.0 IP

Starters Lost: 2

Erika Petruzzi	P/OF	.194 avg., 3 HR, 11 runs, 15 RBI
Ashley Courtney	1B	.183 avg., 14 runs, 5 SB, 13 RBI

Letterwinners Returning/Lost: 17/2**Newcomers: 5**

Kristen Hoppman, Fr., SS (Sun Prairie, Wis.)
Katy McJunkin, Fr., C/UT (Visalia, Calif.)
Michelle Poe, Fr., UT (Gilbert, Ariz.)
Lexi Valone, So., OF (Lemont, Ill.)
Jaelyn Young, Fr., C (Murrieta, Calif.)

2013 Overall Record: 23-32

2013 Conference Record: 8-15 (T9th)

Program Established: 1994

All-Time Program Record: 620-508-6

2.....	Roster
3.....	Schedule
4.....	Head Coach Kim Schuette
5.....	Assistant Coach Jason Dorey
.....	Assistant Coach JT Gasso
6.....	Paris Andrew
7.....	Gabi Brown
8.....	Ashley Burkhardt
9.....	Tori Chiodo
10.....	Lilly Fecho
11.....	Danielle Fletcher
12.....	Mary Gooding
13.....	Lauren Grant
14.....	Alyssa Koorsen
15.....	Maia Monchek
16.....	Lexy Moore
17.....	CJ Parsons
18.....	MaryBeth Pavlick
19.....	Sydney Pencek
20.....	Lindsey Rains
21.....	Andie Varsho
22.....	Alex Whittemore
23.....	Lexi Valone
.....	Kristen Hoppman
24.....	Katie McJunkin
.....	Michelle Poe
25.....	Jaelyn Young
26.....	Season Review
27.....	2012 Results
28.....	2012 Statistics
.....	Big Ten Statistics
29.....	Program Summary
30.....	All-Time Roster
31-32	All-Time Uniform Numbers
33.....	Big Ten/National Honors
34.....	Academic Honors
35.....	Team Honors
36-46	All-Time Batters Register
47-49	All-Time Pitchers Register
50.....	Team Game Batting Records
51.....	Team Game Pitching Records
52.....	Individual Game Batting Records
53.....	Individual Game Pitching Records
54-56	No-Hitters
57.....	Team Records
58-59	Season Records
60-61	Career Records
62.....	Year-by-Year Batting/Defensive Statistics
63.....	Year-by-Year Team Pitching Statistics
64.....	Yearly Batting Leaders
65.....	Yearly Pitching Leaders
66.....	Series Records
67-76	Opponent by Opponent Series Records
77-84	Year-by-Year Results
85.....	Varsity Softball Complex
87.....	Radio/Television Roster



Squad Breakdown

By Eligibility

Seniors (7): Tori Chiodo, Danielle Fletcher, Lauren Grant, Maia Monchek, MaryBeth Pavlick, Lindsey Rains, Andie Varsho.

Juniors (5): Gabi Brown, Ashley Burkhardt, Alyssa Koorsen, Lexy Moore, Alex Whittemore.

Sophomores (6): Paris Andrew, Lilly Fecho, Mary Gooding, CJ Parsons, Sydney Pencek, Lexi Valone.

Freshmen (4): Kristen Hoppman, Katy McJunkin, Michelle Poe, Jaelyn Young.

By Position

Pitchers (3): Lilly Fecho, Lexy Moore, Alex Whittemore.

Catchers (4): Danielle Fletcher, Katy McJunkin, MaryBeth Pavlick, Jaelyn Young.

Infielders (8): Paris Andrew, Ashley Burkhardt, Tori Chiodo, Mary Gooding, Lauren Grant, Kristen Hoppman, Alyssa Koorsen, CJ Parsons.

Outfielders (6): Gabi Brown, Maia Monchek, Sydney Pencek, Lindsey Rains, Lexi Valone, Andie Varsho.

Utility (2): Katy McJunkin, Michelle Poe.

By Batting Hand

Left (13): Paris Andrew, Gabi Brown, Ashley Burkhardt, Tori Chiodo, Lilly Fecho, Mary Gooding, Lauren Grant, Alyssa Koorsen, Maia Monchek, Lexy Moore, Sydney Pencek, Lindsey Rains, Andie Varsho.

Right (9): Danielle Fletcher, Kristen Hoppman, Katy McJunkin, CJ Parsons, MaryBeth Pavlick, Michelle Poe, Lexi Valone, Alex Whittemore, Jaelyn Young.

By Throwing Hand

Left (3): Lilly Fecho, Lauren Grant, Lindsey Rains.

Right (19): Paris Andrew, Gabi Brown, Ashley Burkhardt, Tori Chiodo, Danielle Fletcher, Mary Gooding, Kristen Hoppman, Alyssa Koorsen, Katy McJunkin, Maia Monchek, Lexy Moore, CJ Parsons, MaryBeth Pavlick, Sydney Pencek, Michelle Poe, Lexi Valone, Andie Varsho, Alex Whittemore, Jaelyn Young.

PRONUNCIATION GUIDE

Tori Chiodo -- KEY-oh-doh

Jason Dorey -- DOOR-ee

Lilly Fecho -- Feh-cho

JT Gasso -- GAS-so

Alyssa Koorsen --

UH-liss-uh CORE-sen

Maia Monchek -- MY-uh MON-check

Sydney Pencek -- PEN-sic

Coach Kim Schuette -- SHOOT-ee

Lexi Valone -- Vuh-LONE

Alex Whittemore -- WHIT-uh-more

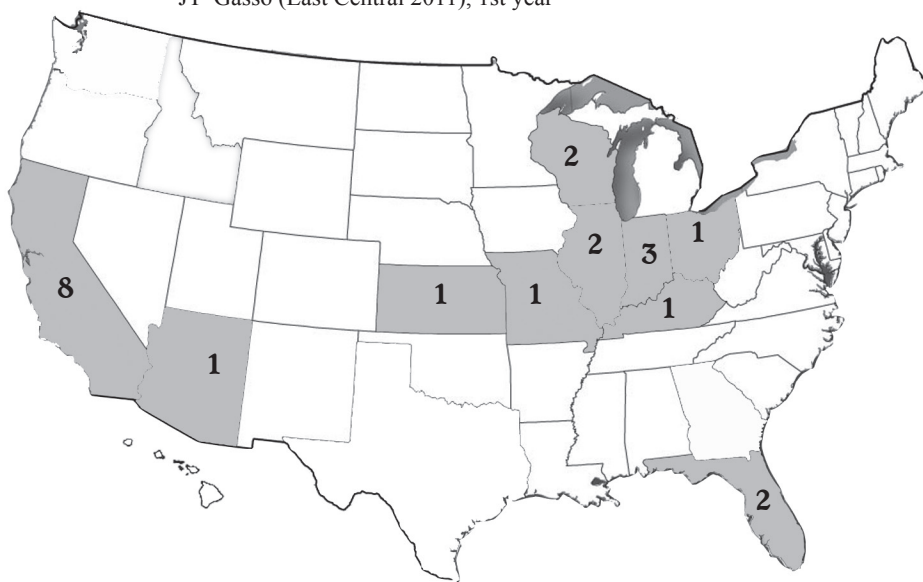
Jaelyn Young -- JAY-lin

No.	Name	Class	Pos.	B/T	Hometown (High School)
1	Gabi Brown	Jr.	OF	L/R	Jacksonville, Fla. (Wesley Chapel)
2	Lexy Moore	Jr.	P	L/R	St. Peters, Mo. (Fort Zumwalt South)
3	CJ Parsons	So.	INF	R/R	Ft. Lauderdale, Fla. (St. Thomas Aquinas)
4	Lauren Grant	Sr.	INF	L/L	Louisville, Ky. (DuPont Manual)
5	Lexi Valone	So.	OF	R/R	Lemont, Ill. (Lemont)
6	Sydney Pencek	So.	OF	L/R	Burlington, Ind. (Carroll)
7	Mary Gooding	So.	INF	L/R	Leawood, Kan. (Blue Valley North)
8	Kristen Hoppman	Fr.	INF	R/R	Sun Prairie, Wis. (Sun Prairie)
9	Paris Andrew	So.	INF	L/R	Modesto, Calif. (Modesto Christian)
10	Lindsey Rains	Sr.	OF	L/L	Fullerton, Calif. (Fullerton Union)
11	Jaelyn Young	Fr.	C	R/R	Murrieta, Calif. (Chaparral)
12	Katy McJunkin	Fr.	C/UT	R/R	Visalia, Calif. (El Diamante)
13	Ashley Burkhardt	Jr.	INF	L/R	Fort Wayne, Ind. (Bishop Dwenger)
14	Maia Monchek	RS Sr.	OF	L/R	San Mateo, Calif. (Notre Dame)
15	Andie Varsho	Sr.	OF	L/R	Chili, Wis. (Marshfield)
17	Michelle Poe	Fr.	UT	R/R	Grove City, Ohio (Williams Field)
21	Alex Whittemore	Jr.	P	R/R	Palos Verdes Estates, Calif. (Palos Verdes)
22	Tori Chiodo	Sr.	INF	L/R	Sylmar, Calif. (Kennedy)
23	Alyssa Koorsen	Jr.	INF	L/R	Fort Wayne, Ind. (Lakewood Park Christian)
24	MaryBeth Pavlick	Sr.	C	R/R	Aurora, Ohio (Aurora)
25	Danielle Fletcher	Sr.	C	R/R	Moor Park, Calif. (Grace Brethren)
31	Lilly Fecho	So.	P	L/L	Carol Stream, Ill. (Glenbard North)

Head Coach: Kim Schuette (Indiana State 2001), 1st year

Assistant Coaches: Jason Dorey (DeVry 1999), 1st year

JT Gasso (East Central 2011), 1st year



BOILERMAKERS BY HOME STATE

California (8): Paris Andrew, Tori Chiodo, Danielle Fletcher, Katy McJunkin, Maia Monchek, Lindsey Rains, Alex Whittemore, Jaelyn Young

Indiana (3): Ashley Burkhardt, Alyssa Koorsen, Sydney Pencek

Florida (2): Gabi Brown, CJ Parsons

Illinois (2): Lilly Fecho, Lexi Valone

Wisconsin (2): Kristen Hoppman, Andie Varsho

Arizona (1): Michelle Poe

Kansas (1): Mary Gooding

Kentucky (1): Lauren Grant

Missouri (1): Lexy Moore

Ohio (1): MaryBeth Pavlick



2014 SCHEDULE

Day	Date	Opponent	Location	Time
<i>Sat-Sun.</i>	<i>2/8-9</i>	<i>Louisiana Classic</i>	<i>Lafayette, La.</i>	
Sat.	2/8	vs. North Carolina		10 a.m.
		vs. Northern Iowa		12:30 p.m.
Sun.	2/9	vs. Texas		10 a.m.
<i>Fri-Sun.</i>	<i>2/14-16</i>	<i>Kickin' Chicken Classic</i>	<i>Conway, S.C.</i>	
Fri.	2/14	vs. LaSalle		10 a.m.
		vs. Syracuse		Noon
Sat.	2/15	vs. Syracuse		10 a.m.
		at Coastal Carolina		2:30 p.m.
Sun.	2/16	vs. Towson		10 a.m.
<i>Sat.-Sun.</i>	<i>2/22-23</i>	<i>Wilson/DeMarini Classic</i>	<i>Auburn, Ala.</i>	
Sat.	2/22	vs. Samford		2:15 p.m.
		vs. Jacksonville State		7 p.m.
Sun.	2/23	vs. Mississippi Valley State		10:30 a.m.
		at Auburn		12:30 p.m.
<i>Fri-Sun.</i>	<i>2/28-3/2</i>	<i>Easton Crimson Classic</i>	<i>Tuscaloosa, Ala.</i>	
Fri.	2/28	vs. Florida State		2:30 p.m.
		at Alabama		5 p.m.
Sat.	3/1	vs. Florida State		Noon
		vs. Houston		7 p.m.
Sun.	3/2	vs. Houston		Noon
<i>Fri.-Sun.</i>	<i>3/7-9</i>	<i>Georgia Softball Classic</i>	<i>Athens, Ga.</i>	
Fri.	3/7	vs. Tennessee Tech		10 a.m.
		vs. Kent State		12:30 p.m.
Sat.	3/8	vs. Tennessee Tech		10 a.m.
		at Georgia		3 p.m.
Sun.	3/9	at Georgia		12:30 p.m.
<i>Fri.-Sun.</i>	<i>3/14-16</i>	<i>USF Invitational</i>	<i>Clearwater, Fla.</i>	
Fri.	3/14	vs. Central Michigan		2:15 p.m.
		vs. Bryant		4:30 p.m.
Sat.	3/15	vs. Quinnipiac		9:30 a.m.
		vs. Baylor		11:45 a.m.
Sun.	3/16	vs. Long Island		11:15 a.m.
Tues.	3/18	vs. Marist	Orlando, Fla.	11 a.m.
		at UCF	Orlando, Fla.	1 p.m.
Fri.	3/21	at Penn State	University Park, Pa.	6 p.m.
Sat.	3/22	at Penn State	University Park, Pa.	3 p.m.
Sun.	3/23	at Penn State	University Park, Pa.	1 p.m.
Wed.	3/26	UIC	West Lafayette	4 p.m.
Fri.	3/28	at Michigan State	East Lansing, Mich.	5 p.m.
Sat.	3/29	at Michigan State	East Lansing, Mich.	1 p.m.
Sun.	3/30	at Michigan State	East Lansing, Mich.	1 p.m.
Fri.	4/4	Indiana	West Lafayette	4 p.m.
Sat.	4/5	Indiana	West Lafayette	1 p.m.
Sun.	4/6	Indiana	West Lafayette	Noon
Fri.	4/11	at Ohio State	Columbus, Ohio	6 p.m.
Sat.	4/12	at Ohio State	Columbus, Ohio	2 p.m.
Sun.	4/13	at Ohio State	Columbus, Ohio	1 p.m.
Fri.	4/18	Illinois	West Lafayette	4 p.m.
Sat.	4/19	Illinois	West Lafayette	1 p.m.
Sun.	4/20	Illinois	West Lafayette	Noon
Wed.	4/23	Michigan (DH)	West Lafayette	1 p.m.
Fri.	4/25	at Wisconsin	Madison, Wis.	5 p.m.
Sat.	4/26	at Wisconsin	Madison, Wis.	3 p.m.
Sun.	4/27	at Wisconsin	Madison, Wis.	1 p.m.
Wed.	4/30	IPFW	West Lafayette	4 p.m.
Fri.	5/2	Minnesota	West Lafayette	4 p.m.
Sat.	5/3	Minnesota	West Lafayette	1 p.m.
Sun.	5/4	Minnesota	West Lafayette	Noon

All Times Eastern

Bold - home games

All home games played at Boilermaker Softball Complex



Kim Schuette, who led Eastern Illinois to Ohio Valley Conference championships in 2011 and 2013, was named the third head coach in Purdue softball history on June 24, 2013.

Schuette (pronounced SHOOT-ee) spent the last eight seasons with the Panthers, compiling a 232-191-1 record, while boasting a 256-219-1 mark in nine overall seasons as a head coach. The 2011 and 2013 OVC Coach of the Year kept Eastern Illinois among the top half of the conference each of her eight years, including spots among the top four seven times, the regular season titles in 2011 and

2013 and a runner-up finish in 2012.

Schuette coached 29 All-OVC honorees in her tenure at EIU, including two Pitchers of the Year, and three NFCA All-Region honorees, including two in 2013. Her teams also found success in the classroom, carrying a 3.45 grade-point average, while five players received Academic All-District honors and one went on to earn an Academic All-America nod in 2011.

“Kim has a proven record of success in the Ohio Valley Conference. Her teams have consistently been among the top of the conference, and won two titles, earning her Coach of the Year honors,” associate athletics director Calvin Williams said. “She also brings a level of maturity and focus that will be conducive to taking our program to the championship level.”

In 2013, EIU posted a 36-14 record, including a 20-3 mark in Ohio Valley play, en route to the league title. The Panther pitching staff ranked fourth nationally in ERA (1.59), while the squad also ranked 29th in doubles per game (1.42) and 33rd in fielding percentage (0.970). Pitcher of the Year Hanna Mennenga ranked second nationally in strikeouts per seven innings (11.0), seventh in hits allowed per seven innings (3.88), 12th in strikeouts (291) and 35th in shutouts (7).

“I am thrilled to get on board with Boilermaker Athletics and Purdue University,” Schuette said. “I am eager to partner with such quality leadership and people in Morgan Burke, Calvin Williams, Nancy Cross and the rest of the Boilermaker staff and coaches. Purdue offers the whole package of success: a prominent degree, an outstanding personal experience, and a great opportunity in Boilermaker Athletics.

“I look forward to propelling the softball program to the national stage as Purdue has the facilities, the resources, the tradition of excellence and, most

importantly, quality people supporting each other to be successful. The family atmosphere in Boilermaker athletics, the university, and the West Lafayette area make it a perfect fit. It’s a great day to be a Boiler and we are so excited to be on the train.”

In 2011, Schuette led the Panthers to the school’s first ever regular season OVC title including a 40-12 overall mark, the best in school history. Her teams were known for their speed and power, setting the school steals mark in 2008 with 85, a tally which ranked 16th nationally, and snapping the home runs mark three straight years (2009, 2010, 2011). Her EIU squads also set school marks in all major

pitching categories, team batting average, doubles, fielding percentage and double plays.

“With the hiring of Kim Schuette, we believe our softball program now has everything it takes to vie for a Big Ten championship and to continue its push into the national spotlight,” athletics director Morgan Burke said. “With the solid foundation that we have built over the last 20 years, the talented roster of current players and a new stadium coming online in 2015, we are excited about the future of Purdue softball.”

Prior to her time at EIU, Schuette was the head coach at Quincy University in 2005 and spent three seasons as an assistant coach at San Jose State.

A two-time Academic All-American (1999 and 2001), Schuette played collegiately at Eastern Illinois and Indiana State. In two seasons at EIU, she saw action in the outfield, at first base and at pitcher, while earning OVC All-Academic honors twice. At Indiana State, the lefty garnered All-Missouri Valley Conference honors in 2001 after leading her team in batting average, hits and runs as a senior. She also capped her career with her second Academic All-America nod and the President’s Scholar Athlete Award.

Schuette graduated cum laude with a bachelor’s degree in physical education at Indiana State in 2001 and received a master’s degree in kinesiology and societal studies (sports management) from San Jose State in 2002.

A native of Itasca, Ill., Schuette is married to assistant coach Jason Dorey. The couple, which married in 2007, has a daughter, Lauren Lynn (3), and son, Kyle (born August 2013).

SCHUETTE AT A GLANCE

Education:

Bachelor’s in Physical Education
Indiana State 2001
Master’s in Kinesiology and Societal Studies
San Jose State 2002

Playing Career

1998-1999 Eastern Illinois
- 1998 OVC All-Academic Team
- 1999 NFCA Academic All-American
2000-2001 Indiana State
- 2001 All-MVC
- 2001 NFCA Academic All-American

Coaching History

2001-2005
San Jose State - Assistant Coach
2004-2005
Quincy University - Head Coach
2005-2013
Eastern Illinois - Head Coach
2013-present
Purdue - Head Coach

YEAR BY YEAR

Career Record: 256-219-1

Division I Record: 232-191-1

Eastern Illinois (8 years)

	232-191-1	122-77 (Ohio Valley)
2013	36-14	20-3 OVC (1st/1st West)
2012	28-26	18-10 OVC (2nd)
2011	40-12	26-4 OVC (1st)
2010	24-27	12-10 OVC (4th)
2009	25-29	9-14 OVC (6th)
2008	20-26	12-9 OVC (4th)
2007	23-31	9-16 OVC (9th)
2006	36-26-1	16-11 OVC (3rd)

Quincy (Div. II) (1 Year)

2005	24-28	8-12 GLVC (7th)
------	-------	-----------------

MILESTONE VICTORIES

NCAA Division I only

#	Score	Opponent (DH#)	Date
1	8-7	vs. Louisiana Tech	2/17/06
50	4-3	vs. Ball State	4/3/07
100	6-3	at Evansville (1)	4/7/09
150	3-1 (14)	at Tennessee Tech (2)	4/2/11
200	7-6	vs. Buffalo	2/24/13

SCHUETTE’S RECORD IN...

	Shutout Games	1-Run Games	2-Run Games	Extra Innings	Mercy Rule Games
2013 (EIU)	12-4	9-5	3-4	2-1	6-0
2012 (EIU)	7-10	11-6	5-5	3-4	1-2
2011 (EIU)	15-6	10-1	6-4	2-2	7-1
2010 (EIU)	5-6	5-5	6-3	3-4	2-6
2009 (EIU)	6-6	12-9	0-8	5-3	6-3
2008 (EIU)	4-7	10-6	2-1	6-2	3-7
2007 (EIU)	4-10	9-3	4-11	1-1	2-0
2006 (EIU)	12-9	18-6	7-4	6-2	0-2
2005 (Quincy)	8-4	9-4	5-7	2-5	1-6
TOTAL	73-62	93-45	38-47	30-24	28-27

204-154 overall in games decided by two runs or less



Jason Dorey, who has spent the last eight years as an assistant coach at Eastern Illinois, was named as an assistant coach for the Boilermakers on July 2, 2013. Dorey, who is the husband of head coach Kim Schuette, will work with the Purdue hitters and catchers.

A 1999 graduate of DeVry University, Dorey has a unique background, including work with a Chicagoland optometrist to develop a conditioned hand-eye coordination program known as COE Vision Training. Dorey has trained individual Major League Baseball players as well as members of the U.S. Olympic Softball team with the program and worked with teams such as the Chicago Cubs, Cincinnati Reds, Cleveland Indians, Milwaukee Brewers and Seattle Mariners.

His vision training helped the Eastern Illinois batters boost the school's home run tally in four of the last six seasons, including a record 45 long balls in 2011 as the Panthers won the program's first-ever Ohio Valley Conference title. Since Dorey's start at EIU in 2006, the program set records for doubles and home runs, recorded consecutive 20-plus home run campaigns and posted top five team marks in RBI and runs scored. The team's batting average, RBI and on-base percentage continued to rise from 2009 to 2012.

Over the past eight years, Eastern Illinois has produced 29 All-Ohio Valley Conference and All-OVC Tournament honorees, which have been honored for their hitting and defensive play. This group includes several catchers who have improved their framing and glove work, ability to block and throw out runners and helped some very good pitchers become outstanding thanks to Dorey's tutelage.

Dorey played baseball, basketball and golf at Lisle High School, before continuing on to play baseball collegiately at Northern Illinois and later Northeastern Illinois. After earning a degree in accounting, he worked as an accountant for such Fortune 500 companies as McDonald's, Nabisco, Kraft Foods and Illinois Tool Works. He also helped launch a baseball/softball training facility in suburban Chicago, overseeing business operations as well as coaching and instructing via individual lessons.

Dorey and Kim have a daughter, Lauren Lynn (3), and son, Kyle (born August 2013).

All-Time Coaches

— Head Coach —

Bruggeman, Carol	1994-2005
Maher, Kim	2006-2013
Schuette, Kim	2014-

— Assistant Coaches —

Connoyer, Christy	1997-2004
Conroy, Dottie	1994-96
DeFeo, Stephanie	2013
Dorey, Jason	2014-
Garza, Linda	2006-2009
Gasso, J. T.	2014-
Gillette, Boo	2008-2010
Gleason, Kathryn	2001-04
Kyler, Amy	2006-07
Macias, Brandi	1998
Mercier, Sam	2000-01
Monroe, Brooke	2003-05
Pineda-Boulté, Leticia	2005
Stephenson, Diane	2011-2013
Tantlinger, Monica	2010-2012
Windler, Lori	1999

**2008 NFCA Midwest Region
Coaching Staff of the Year



JT Gasso, who has spent the last three years with the University of Oklahoma softball program, joined the Purdue softball staff on July 19, 2013. Gasso will work with all aspects of the Boilermaker program, specializing in defensive instruction.

"We spoke with a lot of colleagues whom we respect and JT's name kept coming up," head coach Kim Schuette said. "He has the energy, communication skills, determination to win and work ethic we were looking for to complete our staff. He is a coach's kid who has grown up around the game, constantly learning and building experience. I truly value loyalty and hard work and want to surround myself with good, quality people who do the right thing all of the time and who also love to coach, teach and inspire young athletes ... we have found that in JT."

A collegiate baseball player at Eastern Oklahoma State and East Central University, Gasso has spent the past two seasons as a graduate assistant at Oklahoma, where he was responsible for compiling scouting reports, game day and practice set up and assisting in hitting instruction and game planning for the team, including its 2013 national championship and 2012 national runner-up seasons. His coaching pedigree also includes time as a camp coach with national championship programs at LSU and UCLA and at the IntenCity Sports Training Academy in Norman, Okla.

"I am really happy to get the opportunity to coach with Coach Schuette and Coach Dorey," Gasso said. "Coming to Purdue was an easy decision for me to make, because their coaching philosophy and the family atmosphere surrounding the program matches up with what I am used to at Oklahoma. I want to thank the coaches at OU who have helped me get to this point in my career. Purdue has the potential to be a national contender and I am ready to help the team make a big impact on the national and conference scenes."

NFCA Hall of Fame coach Sue Enquist, who was a part of 11 national championships during her time at UCLA, was one of many who spoke highly of Gasso.

"If I could hire anyone in the country, I would hire JT," Enquist said. "He has a really clear vision as well as knowledge and understanding of the whole picture of coaching and success. JT is a worker bee who will positively influence and impact your program and come in ready to go."

Oklahoma associate head coach Melissa Lombardi also had high praise for Gasso.

"JT is extremely loyal and one you can depend on," Lombardi said. "He's my 'go-to' and knows the game very, very well. He's a strategist and an excellent teacher who will bring a lot to the table right away."

Gasso has been a lead instructor for the Sooner Softball camps the last eight years. He is certified as a level 1 coach in Crossfit and has trained various athletes to reach their maximum potential in strength and conditioning, including those at the IntenCity Sports Training Academy, for which he has been a hitting instructor and strength and conditioning coach since 2008. In 2012, Gasso also coached an 18-and-under high school baseball travel ball team for IntenCity.

Gasso comes naturally to coaching as his mother, Patty, is in her 20th season as the head softball coach at Oklahoma. In addition to his experience at Oklahoma and at the IntenCity Academy, the East Central University alum coached the Sulphur Orioles 18-and-under baseball team in 2010 and was the head instructor at the Chickasaw Nation softball camp in 2007.



PERSONAL INFORMATION

Full name

Paris Linae Andrews

Born

July 28, 1994

Parents

Paul and Darla Andrew

Siblings

Brothers - Brock, Tyke, Luke
Sister - Kali

Major

Elementary Education

9 PARIS ANDREW

Sophomore • Infielder • L/R • Modesto, Calif. • Modesto Christian

2013

- Saw action in 44 games, starting 39 games at shortstop and one as the designated player.
- Missed two weeks after appendix surgery.
- Owned a .211 average with a .313 on-base percentage.
- Tallied six multi-hit days, including a 3-for-4 effort in Game 2 vs. IUPUI.
- Picked up first collegiate hit with a bunt single in the season opener against Hampton.
- Launched first collegiate home run vs. Northwestern, April 28.
- Reached base via hit, walk or hit by pitch in 27 of 44 games.
- Drove in 15 RBI, including the game winner vs. IUPUI, and scored 17 runs, including three game winners.
- Swiped nine bases.
- Drew 13 walks and was hit by a pitch four times.
- Laid down four sacrifices, ranking ninth in league play.

High School

- A two-time all-district and four-time all-league selection.
- Named Trans Valley League Offensive Player of the Year as a sophomore and senior, while also garnering first team all-league honors her freshman and junior seasons.
- Garnered small school all-district honors her sophomore and junior seasons.
- Batted .505 with 15 RBI, 44 runs, and 43 stolen bases as a junior, while leading team to Trans Valley League title.
- Named Most Inspirational for softball as a freshman after batting .405 with 27 runs.
- Earned *Modesto Bee* Athlete of the Week honors in 2011.
- Earned a varsity letter in volleyball her junior year.
- Member of the National Honor Society.
- A four-year member of the Gold Honor Roll.
- Played summer ball for the California Grapettes Gold.

Andrew's Career Statistics

Year	AVG	GP-GS	AB	R	H	2B	3B	HR	RBI	BB	SO	TB	SH	SF	HBP	SB-ATT	OBP	SLG	PO	A	E	FLD
2013	.211	44-40	114	17	24	3	0	1	15	30	14	30	4	0	4	9-11	.313	.263	54	68	12	.910



PERSONAL INFORMATION

Full name

Gabrielle Nichole Brown

Born

Feb. 19, 1993

Parents

Dexter and LaVerne Brown

Siblings

Brother - Dexter Brown II

Sister - Jacquelyn

Major

Interdisciplinary Film/Video

#1 GABI BROWN

Junior • Outfielder • L/R • Jacksonville, Fla. • Wesley Chapel

2013

- Saw action in 25 games, starting one at designated player and one in left field.
- Boasted a .250 batting average with two hits in eight at-bats.
- Started at designated player against Tulsa and in left field against Sam Houston State.
- Scored six runs and stole four bases.

2012

- Saw action in 25 games, mostly as a pinch runner, and started in left field against UT-Martin.
- Batted .214 with three hits in 14 at-bats.
- First collegiate hit was an RBI single vs. Northern Colorado.
- Scored 11 runs, including the game-tying tally vs. Ball State.
- Stole eight bases in 10 attempts, ranking fourth on the team.
- Made good on two defensive opportunities.

High School

- A three-time varsity letter and two-time all conference honoree.
- Led her team in fielding percentage, slugging and steals three seasons.
- Led the county in steals and was second in home runs as a senior.
- Played shortstop, third base and outfield as a prepster.
- Garnered the Most Valuable Player award at the winter tournament twice.
- Played summer ball for Team Fla., which placed third at Gold Nationals.
- Played varsity volleyball as a sophomore and varsity basketball her sophomore and junior years as the team advanced to the Elite Eight.

Brown's Career Statistics

Year	AVG	GP-GS	AB	R	H	2B	3B	HR	RBI	BB	SO	TB	SH	SF	HBP	SB-ATT	OBP	SLG	PO	A	E	FLD
2012	.214	25-1	14	11	3	0	0	0	1	0	3	3	0	0	0	8-10	.214	.214	2	0	0	1.000
2013	.250	25-2	8	6	2	0	0	0	0	0	4	2	0	0	0	4-7	.250	.250	0	0	0	.000
TOTAL	.227	50-3	22	17	5	0	0	0	1	0	7	5	0	0	0	12-17	.227	.227	2	0	0	1.000



PERSONAL INFORMATION

Full name

Ashley Rose Burkhardt

Born

Jan. 24, 1993

Parents

Scott and Jennifer Burkhardt

Siblings

Sisters - Kristina and Anna

Major

Applied Exercise & Health

#13 ASHLEY BURKHARDT

Junior • Infielder • L/R • Fort Wayne, Ind. • Bishop Dwenger

2013

- First Team All-Mideast Region.
- Started all 55 games, 54 at second base and one as the designated player.
- Boasted a .320 average with a team-best 40 runs and 10 extra-base hits.
- Reached base via hit or walk in 48 of the team's 55 games.
- Posted team-best 16 game hitting streak (March 12-April 12), second longest in program history.
- Also posted a seven-game hitting streak from Feb. 8-16 and ended the season on a six-game hitting streak (April 28-).
- Tallied multiple hits in 16 games, including a 3-for-3 effort against No. 16 Arizona and two other three-hit performances.
- Swiped 20 bases, third most on the team.
- Scored three game-tying runs and four game-winners.
- Drove in 14 RBI, including three game-winners.
- Walked 10 times.
- Ranked fifth in the Big Ten in stolen bases (20) and eighth in triples (2).
- In conference play, ranked fourth in stolen bases (8) and ninth in runs scored (18).

2012

- Saw action in 47 games, starting 44 at second base.
- Batted .271 with 36 hits in 133 at-bats, including six extra-base hits.
- Registered three doubles, two triples, which ranked sixth in the Big Ten, and a home run.
- Scored 18 runs, including one game-tying effort and the game-winners against Niagara and Valparaiso.

- Drove in 18 RBI, including two game-tying efforts and the game winner against Wisconsin.
- Tallied multiple hits in nine games, including two perfect days at the plate.
- Put together a six-game hitting streak from March 10-15.
- First collegiate hit was a two-RBI single against Niagara.
- Launched a home run at Indiana.
- Batted .250 with a double and a home run during conference play.
- Made good on 93 percent of her defensive opportunities.

High School

- A two-time all-state selection, garnering first team honors as a senior and honorable mention accolades her junior year.
- A four-year letterwinner.
- Named team's Co-Most Valuable Player her junior and senior years under coach Dave Moyer.
- Batted .618 with 48 runs and nine home runs as a senior as her team won its third straight conference crown.
- Received the Bishop Dwenger Scholar award her senior season.
- Team won IHSSA State championship her junior year.
- Received the "Rookie of the Year" award as a freshman as her team won the sectional title.
- Made the honor roll in 2009 and 2010.
- Played varsity basketball as a sophomore.
- Played summer ball for the Indiana Magic Gold, which placed 17th out of 64 teams at ASA Gold Nationals.

Burkhardt's Career Statistics

Year	AVG	GP-GS	AB	R	H	2B	3B	HR	RBI	BB	SO	TB	SH	SF	HBP	SB-ATT	OBP	SLG	PO	A	E	FLD
2012	.271	47-44	133	18	36	3	2	1	18	2	15	46	1	0	0	2-3	.281	.346	101	81	14	.929
2013	.321	55-55	196	40	63	7	2	1	13	10	16	77	2	0	0	20-25	.354	.393	107	94	13	.939
TOTAL	.301	102-99	329	58	99	10	4	2	31	12	31	123	3	0	0	22-28	.326	.374	208	175	27	.934



PERSONAL INFORMATION

Full name

Victoria Chiodo

Born

Jan. 29, 1992

Parents

Charles and Jeanette Chiodo

Siblings

Brothers - Charlie and Michael
Sister - Camille

Major

Public Relations
& Rhetorical Advocacy

#22 TORI CHIODO

Senior • Infielder • L/R • Sylmar, Calif. • Kennedy

2013

- Academic All-Big Ten.
- Saw action in 48 games, starting 42 at third base, one at second base and one as the designated player.
- Posted a .264 average with six extra-base hits.
- Scored 16 runs, including one game-winner and two game-tying scores.
- Drove in 12 RBI, including the game-winner against No. 21 Nebraska.
- Posted six-game hitting streak (March 29 - April 9) and ended the season on a five-game streak (May 3-).
- Reached base via hit, walk or hit by pitch in 33 of 48 games.
- Tallied multiple hits in five games.
- Drew 16 walks and was hit by a pitch once.
- Stole eight bases.
- Laid down four sacrifices.
- Ranked ninth in the Big Ten in triples (2) and second in conference play in triples (2).

2012

- Played in all 53 games, starting 52 at third base.
- Posted a .313 average with 40 hits in 128 at-bats, including nine extra-base hits and a team-leading .364 average in Big Ten play.
- Tallied five doubles, two triples, which ranked sixth in the Big Ten, and two home runs, including an inside-the-parker against San Diego State.
- Scored 23 runs, including two game-tying efforts and the game-winner against Illinois.
- Drove in 17 RBI, including two game-tying efforts and the game-winners against Northern Colorado and Ball State.
- Posted multiple hits in eight games, including a three-hit effort against Indiana and three perfect days at the plate
- Put together a six-game hitting streak from April 16 to April 28.
- Drew 17 walks and was hit by three pitches.
- Laid down two sacrifices and stole one base.
- Posted a .364 average during conference play, with two doubles and one triple, which ranked fourth in the league.
- Boasted a .563 on-base percentage, tops on the team, in Big Ten games.

2011

- Started 48 games at third base.
- Posted a .288 average with six doubles, a triple, a home run and six stolen bases.

- Scored 25 runs, including six game winners and one game-tying effort.
- Drove in 15 RBI, including one game winner, one game-tying hit and a three RBI effort against IUPUI .
- Posted multiple hits in 12 games, including a 2-for-2 effort against Buffalo.
- First collegiate hit was a single in the season opener against Louisiana Tech.
- Hit first career home run against Michigan State.
- Drew 17 walks, second most on the team, and laid down four sacrifices.
- Reached base in 29 of 46 games in which she batted.
- Boasted a .286 average during conference play, fourth best on the team, while ranking sixth in the league with one triple.

High School

- A four-time all-league selection, earning first team honors all four years under coach Stacy Fields.
- Garnered first team all-city accolades her freshman, sophomore and senior years, while also earning team MVP honors her first two seasons.
- Batted .528 with 39 RBI, seven home runs and a .585 on-base percentage as a rookie, while garnering Daily News Newcomer of the Year honors and leading Kennedy to a runner-up finish at the all-city championship.
- Posted a .563 average and seven home runs her sophomore year.
- Turned in a .479 average with 38 runs and six homers as a junior, while also earning the Academic Achievement Award.
- Received City Player of the Year honors and first team all-league and all-city accolades after posting a .494 average with five home runs and leading Kennedy to the city title as a senior.
- Played in the all-city all-star game and the east/west all-star game her final campaign.
- A three-time Scholar Award winner.
- Played varsity soccer as a freshman.
- Played summer ball for the Cal Sliderz.

Chiodo's Career Statistics

Year	AVG	GP-GS	AB	R	H	2B	3B	HR	RBI	BB	SO	TB	SH	SF	HBP	SB-ATT	OBP	SLG	PO	A	E	FLD
2011	.288	49-48	118	25	34	6	1	1	15	17	26	45	4	0	0	6-8	.378	.381	40	101	19	.881
2012	.313	53-53	128	23	40	5	2	2	17	17	24	55	2	0	3	1-4	.405	.430	37	110	14	.913
2013	.264	48-44	125	16	33	3	2	1	12	16	16	43	4	1	1	8-9	.350	.344	41	102	11	.929
TOTAL	.288	150-145	371	64	107	14	5	4	44	50	66	143	10	1	4	15-21	.378	.385	118	313	44	.907



PERSONAL INFORMATION

Full name

Lillian Aline Fecho

Born

Dec. 8, 1993

Parents

Robert and Claudia Fecho

Siblings

Sister - Lauren

Major

Mathematics

31 LILLY FECHO

Sophomore • Pitcher • L/L • Carol Stream, Ill. • Glenbard North

2013

- Big Ten Pitcher of the Week, 4/15.
- Made 39 appearances in the circle, including 20 starts.
- Struck out a team-best 107 batters in 156 innings of work.
- Threw nine complete games and picked up saves against Drake and No. 21 Nebraska.
- Posted an 8-16 record with a 2.96 ERA.
- Struck out five or more batters five times, including season-best nine in an eight-inning effort at Ohio State.
- Was the team's starting designated player against Sam Houston State.
- Posted her first collegiate hit with a single up the middle against Texas A&M Corpus Christi, while also drawing a walk in the game.
- Ranked tied for first in saves (2) and ninth in ERA (2.96).
- In conference play, ranked second in saves (1), ninth in looking strikeouts (14) and 10th in ERA (3.50).
- Ranked 66th nationally in walks allowed per seven innings (1.61) and 72nd in saves (2).

High School

- Named first team ESPN High School All-American and Gatorade Softball Player of the Year for the state of Illinois as a senior.
- Posted a 27-3 record her final season with an 0.88 ERA and 254 strikeouts in 192 innings, while also batting .393 with 33 RBI, 28 runs and a .696 slugging percentage.
- A three-time unanimous all-DuPage Valley Conference and first team all-area player, garnering the honors each of her final three seasons.
- Earned team MVP honors as a junior.
- Named academic all-conference her freshman, sophomore and junior years and as an Illinois State scholar in 2011.
- A three-time Academic Excellence Award Winner.
- A three-time honor roll member.
- Member of the Mu Alpha Theta mathematics honor society and the Spanish honor society.
- Played summer ball for the Carol Stream Storm and Illinois Chill Gold, which clinched an 18U ASA Gold National bid in 2010 and went to PGF nationals in 2011.

Fecho's Career Statistics

Year	AVG	GP-GS	AB	R	H	2B	3B	HR	RBI	BB	SO	TB	SH	SF	HBP	SB-ATT	OBP	SLG	PO	A	E	FLD
2013	.200	3-1	5	0	1	0	0	0	0	1	2	1	0	0	0	0-0	.333	.200	6	32	2	.950

Year	W-L	ERA	G	GS	CG	ShO	SV	IP	H	R	ER	HR	BB	SO	HB	WP
2013	8-16	2.96	39	20	9	0/4	2	156.1	164	79	66	14	36	107	8	3



PERSONAL INFORMATION

Full name

Danielle Nicole Fletcher

Born

March 20, 1992

Parents

Robert and Lisa Fletcher

Siblings

Brother - Robert

Sisters - Daryl-Ann and Katie

Major

Psychology

#25 DANIELLE FLETCHER

Senior • Catcher • R/R • Moor Park, Calif. • Grace Brethren

For the Record

- Snapped 15-year old game record for walks with four in Game 2 against Penn State, March 31, 2012.
- Tied game record for home runs with two against Ball State in Game 2 on April 12, 2012.
- Ranks tied for third on season list for walks with 33 in 2012.
- Ranks tied for fifth on career list for home runs (19).
- One of four players in Purdue history with two or more career grand slams (March 3, 2013 & Feb. 20, 2011 both vs. Texas State).

2013

- Academic All-Big Ten.
- Saw action in all 55 games, starting 54 at catcher.
- Batted .245 with 40 hits, including 16 for extra bases.
- Drove in 33 RBI, including three game winners.
- Scored 14 runs, including the game winner vs. Southeastern Louisiana.
- Posted a five-game hitting streak from March 22-30.
- Tallied multiple hits on eight occasions, including a 3-for-3 effort against IUPUI.
- Reached base via hit, walk or hit by pitch in 40 of 55 games.
- Drew 28 walks and was hit by a pitch once.
- Stole two bases.
- Laid down three sacrifices.
- Made good on 264 of 267 defensive chances for a .989 fielding percentage.
- Threw out nine would-be stealers.
- Ranked ninth in league play with 16 walks.

2012

- Academic All-Big Ten.
- Started all 53 games at catcher.
- Batted .302 with 45 hits in 149 at-bats, including 20 extra-base hits.
- Registered 10 doubles, two triples, which ranked sixth in the Big Ten, and a team-best eight home runs.
- Drove in 32 RBI, including three game winners, and scored 32 runs, including six game winners.
- Posted a team-best .557 slugging percentage.
- Drew a team-leading 33 walks, which ranked sixth in the Big Ten.
- Reached base via hit, walk or hit by pitch in 47 of 53 games, including a team-best 17 straight games from Feb. 18 to March 10.
- Put together a nine-game hitting streak from Feb. 19 to March 2 and had three perfect days at the plate.
- Batted .200 with three doubles and two home runs in Big Ten play.
- Managed 18 walks in conference games, ranking sixth in the league.

- Defensively, made good on 97 percent of her opportunities and threw out 13 potential base stealers, tied for third most in the Big Ten.
- Received the Coaches' Award at the postseason banquet.

2011

- Started 37 games: 18 as the designated player, 17 at catcher and two at third base.
- Posted a .257 average with seven doubles, a triple and five home runs, including a grand slam vs. Texas State.
- Boasted a .469 slugging percentage.
- Drove in 22 RBI, including three game winners.
- Scored 15 runs, including the game winner in Game 2 vs. IUPUI.
- Put together a four-game hitting streak from Feb. 19 to Feb. 26, as well as two three-game streaks.
- Registered multiple hits in eight games, including three hit efforts on three occasions.
- Went 3-for-3 at the plate vs. Buffalo.
- Drew two walks and was hit by a pitch once.
- Laid down three sacrifices.
- Made good on 95 percent of defensive chances.

High School

- A two-time all-league performer.
- Garnered second team all-Marmonte league honors as a sophomore at Moorpark High School, then added first team all-Frontier league accolades her junior season at Grace Brethren.
- Received most valuable player honors as a rookie and best offensive player accolades her sophomore year at Moorpark under coach Meghan Stotts.
- Earned scholastic student-athlete honors each of her first two seasons.
- Led Grace Brethren to a league title under coach Norma Skinner, while garnering all-league accolades and the team's Best Defensive Player honors after transferring as a junior.
- Posted a .750 batting average, including a California state record-tying 17 consecutive hits to start the year, as a senior.
- Named Ventura Country Student Athlete of the Year as a senior, while also picking up ESPN Star of the Week and Ventura Country Athlete of the Week honors.
- Attended the East/West game featuring the best of two counties and was named a small school All-State selection by Cal-Hi Sports, as well as team MVP as senior.
- Received the Laureate Award with a 4.0 GPA and highest honors for holding above a 3.5 throughout high school.
- Played summer ball for the Pumas 18-Gold team, which finished third at the ASA National Championship.

Fletcher's Career Statistics

Year	AVG	GP-GS	AB	R	H	2B	3B	HR	RBI	BB	SO	TB	SH	SF	HBP	SB-ATT	OBP	SLG	PO	A	E	FLD
2011	.257	42-37	113	15	29	7	1	5	22	2	24	53	3	0	1	0-1	.276	.469	81	20	5	.953
2012	.302	53-50	149	32	45	10	2	8	32	33	29	83	0	1	4	1-2	.439	.557	216	37	7	.973
2013	.245	55-54	163	14	40	10	0	6	33	28	43	68	3	1	1	2-2	.358	.417	235	29	3	.989
TOTAL	.268	150-144	425	61	114	27	3	19	87	63	96	204	6	2	6	3-5	.369	.480	532	86	15	.976



PERSONAL INFORMATION

Full name

Mary Catherine Gooding

Born

April 19, 1994

Parents

Stephen and Lynne Gooding

Siblings

Brothers - Lee, Charles, Ben
Sisters - Julia, Annette

Major

Organizational Leadership
and Supervision

#7 MARY GOODING

Sophomore • Infielder • R/R • Leawood, Kan. • Blue Valley North

2013

- Saw action in 30 games, starting 16 at shortstop and 10 as the designated player.
- Posted .232 average, including a triple vs. Texas A&M-Corpus Christi.
- Scored four runs.
- Drew five walks and was hit by a pitch twice.
- Put together a six-game hitting streak from Feb. 23 to March 3.
- Reached base in 17 of 30 games.
- Stole three bases.

High School

- A two-time Eastern Kansas League Selection, garnering first team honors as a sophomore and second team honors as a junior.
- Batted .421 with a .554 on-base percentage and just one strikeout in 75 at-bats as a sophomore.

- Posted a .390 average with a .419 on-base percentage her junior season.
- Owns Blue Valley North school record with 27 runs in a season.
- Team ranked in the top 10 nationally for GPA her sophomore and junior years, receiving the NFCA Academic All-American Team award.
- Lettered in track and field as a freshman.
- Member of the National Honor Society.
- Received AP Scholar with Distinction honors as a senior.
- Listed on Principal's Honor Roll all four years.
- Played summer ball for the KC Zephyrs.

Gooding's Career Statistics

Year	AVG	GP-GS	AB	R	H	2B	3B	HR	RBI	BB	SO	TB	SH	SF	HBP	SB-ATT	OBP	SLG	PO	A	E	FLD
2013	.228	31-26	57	4	13	0	1	0	1	5	12	15	3	0	2	3-4	.313	.263	17	25	1	.977



PERSONAL INFORMATION

Full name

Lauren Brittany Grant

Born

Feb. 20, 1992

Parents

Carl and Tonya Grant

Siblings

One brother - Derrick

MajorOrganizational Leadership
and Supervision

#4 LAUREN GRANT

Senior • Infielder • L/L • Louisville, Ky. • DuPont Manual

2013

- Saw action in 18 games, starting 10 at first base and one as the designated player.
- Tallied three hits in 33 at-bats and drew three walks.
- Drove in five RBI.
- Registered one sacrifice and one sacrifice fly.
- Made good on all but two defensive chances for a .980 fielding percentage.

2012

- Saw action in 18 games, starting nine at first base and two as the designated player.
- Batted .158 with six hits in 38 at-bats, including two doubles and two home runs.
- Drove in five RBI, including the game winner against Central Arkansas.
- Scored five runs, including the game winners against Northern Colorado and Central Arkansas.
- Posted a three-game hit streak to start the season.
- Drew two walks.
- Converted on pinch hitting opportunities against Notre Dame and Wisconsin.
- Made good on 97 percent of her defensive chances.

2011

- Third team All-Big Ten selection as a utility player.
- Saw action in 36 games, starting 30: 15 at first base, 12 as the designated player and three at pitcher.
- Posted a .250 average with five doubles and two home runs, and a .267 average in Big Ten play.
- Reached base in 21 of 31 games in which she batted.
- First hit was a double in the season opener vs. Louisiana Tech.
- Drove in 10 RBI, including two multi-RBI efforts.
- Scored nine runs, including a season-best three against IUPUI.

- Launched two home runs, one each against No. 19 LSU and Valparaiso.
- Went 2-for-3 at the plate against IUPUI.
- Drew six walks and was hit by a pitch once.
- Made good on 98 percent of her defensive opportunities.
- Saw action in the circle in five games, including three starts, with a 2-0 record.
- Tossed complete game victories against Iowa State and Southern Illinois.
- Struck out four batters in 16 innings of work, three at Southern Illinois and one in 4.1 innings of relief against No. 19 LSU.

High School

- An honorable mention Class 3 All-State selection and three-time all-region selection under coach David Guild.
- Garnered All-7th Region accolades her freshman, sophomore and junior seasons, while earning team Most Outstanding Player accolades her sophomore and junior outings.
- An Academic All-State selection.
- Named team's newcomer of the year as a freshman, while also leading her cheerleading squad to an NCA National Championship.
- A three-year volleyball letterwinner, garnering all-district honors as a senior and leading her team to a district title her junior year.
- Played summer ball for the Louisville Lady Sluggers, which participated in ASA Nationals in 2009 and finished seventh at the Colorado Fireworks in 2008.
- Also played for the Louisville Stunners 14U team that won the USSSA National Championship in 2007, bringing her most valuable player honors.

Grant's Career Statistics

Year	AVG	GP-GS	AB	R	H	2B	3B	HR	RBI	BB	SO	TB	SH	SF	HBP	SB-ATT	OBP	SLG	PO	A	E	FLD
2011	.250	34-27	72	9	18	5	0	2	10	6	20	29	0	0	1	0-2	.316	.403	115	4	3	.975
2012	.158	18-11	38	5	6	2	0	2	5	2	14	14	0	0	0	0-0	.200	.368	83	4	2	.978
2013	.091	18-11	33	1	3	0	0	0	5	3	11	3	1	1	0	1-1	.162	.091	93	4	2	.980
TOTAL	.189	70-49	143	15	27	7	0	4	20	11	45	46	1	1	1	1-3	.250	.322	291	12	7	.977

Year	W-L	ERA	G	GS	CG	ShO	SV	IP	H	R	ER	HR	BB	SO	HB	WP
2011	2-0	3.94	5	3	2	0/0	0	16.0	18	10	9	2	3	4	1	1



PERSONAL INFORMATION

Full name

Alyssa Marie Koorsen

Born

July 24, 1992

Parents

Michael Koorsen & Lynee Johnson

Major

Applied Exercise & Health

#23 ALYSSA KOORSEN

Junior • Infielder • L/R • Fort Wayne, Ind. • Lakewood Park Christian

2013

- Academic All-Big Ten.
- Saw action as a pinch hitter in nine games.
- Tallied one hit in eight at-bats.
- Lone hit of the season was a leadoff single to left center against Southern Utah; also stole a base in the game.
- Walked and scored a run against Southeastern Louisiana.

2012

- Saw action in seven games, starting at third base in Game 2 against Michigan.
- Saw time at third base in two other games: against Butler and in the series opener with Michigan.
- Posted one hit in eight at-bats and drew one walk.
- First collegiate hit was a pinch hit single against UT-Martin.
- Scored a run in the game with UT-Martin.
- Made good on both defensive opportunities against the Wolverines.

High School

- An all-state selection, earned the honors as a senior after batting .537 with 47 runs and 54 hits, including 22 for extra bases, and leading her team to a state runnerup finish.

- A four-time KPC all-area first team selection after leading her team to the section title each year.
- A four-year softball letterwinner and two-time team captain under coach David Carnahan.
- Named as team's offensive player of the year each of her last two years.
- Ranked among the state's top 20 in batting average as a junior (.529), while also earning Michiana All-Star all-tournament honors for the DeKalb County Showdown and leading team to the regional title.
- Ranked fifth in the state for doubles with 16 as a freshman, while also garnering "Among the Day's Best" honors from KPC media and Midland Athletic Conference Academic All-Conference accolades.
- Played basketball her freshman and sophomore years, earning JV offensive player of the year honors as a sophomore.
- Played summer ball for Impact Fastpitch (2008-09), which placed ninth in the NSA World Series and won the NSA Indiana State title in 2008.
- Played for the Northeast Rush in 2010, which placed second in the USSSA National Qualifier.
- Named the all-sanctioned world series most valuable player in 2010.
- A four-year honor roll member and two-year national honor society member.

Koorsen's Career Statistics

Year	AVG	GP-GS	AB	R	H	2B	3B	HR	RBI	BB	SO	TB	SH	SF	HBP	SB-ATT	OBP	SLG	PO	A	E	FLD
2012	.125	7-1	8	1	1	0	0	0	0	1	1	1	0	0	0	0-0	.222	.125	0	2	0	1.000
2013	.125	9-0	8	1	1	0	0	0	0	1	2	1	0	0	0	1-1	.222	.125	0	0	0	.000
TOTAL	.125	16-1	16	2	2	0	0	0	0	2	3	2	0	0	0	1-1	.222	.125	0	2	0	1.000



PERSONAL INFORMATION

Full name

Maia Elizabeth Monchek

Born

Aug. 29, 1991

Parents

Pete and Karin Monchek

Siblings

Brother - Mason

Major

Organizational Leadership
and Supervision

#14 MAIA MONCHEK

Redshirt Senior • Outfielder • L/R • San Mateo, Calif. • Notre Dame

2013

- Second Team All-Big Ten.
- Academic All-Big Ten.
- Saw action in 54 games, starting 52 in left field.
- Batted .292 with a home run and three doubles.
- Drove in 14 RBI, including the game-tying score against Utah State and the game winner against Valparaiso.
- Scored nine runs, including the game winners vs. IUPUI and Indiana.
- Reached base via hit, walk or hit by pitch in 43 of 54 games.
- Posted a nine-game hitting streak from April 12-April 26 and a pair of six-game hitting streaks: from March 30 to April 6 and April 27 to May 9.
- Tallied multiple hits in seven games, including a 2-for-2 effort against Utah State.
- Drew 16 walks and was hit by a pitch 11 times.
- Laid down three sacrifices and stole two bases.
- Made good on 66 of 67 defensive chances.
- Ranked seventh in the Big Ten in hit by pitch with 11.
- In conference play, ranked fifth in hit by pitch with five.

2012

- Academic All-Big Ten.
- Saw action in 51 games, starting 46 in left field and one as the designated player.
- Batted .271 with 35 hits in 129 at-bats, including four doubles.
- Drove in 19 RBI, including five game-winners.
- Scored 11 runs, including one game-tying effort and the game winner against Indiana.
- Registered a .286 average, including eight RBI, seven runs and two doubles during Big Ten play.
- Tallied multiple hits in seven games, including two three-hit efforts, and put together four-game hit streaks three times during the season.
- Drew 10 walks and was hit by two pitches.
- Laid down three sacrifice bunts and registered two sacrifice flies.
- Stole three bases.
- Made good on all but one defensive opportunity for a .974 fielding percentage.

2011

- Redshirted the season while recovering from knee surgery.
- Saw one at-bat vs. Georgia State.

2010

- Saw action in 41 games, starting 40 in left field, before suffering a season-ending knee injury.
- Posted a .262 average with a team-leading 27 RBI, four triples and three home runs, despite missing the final 13 games of the season.
- Ranked 44th nationally in triples and third in the Big Ten with four.
- First collegiate hit was a single up the middle vs. San Diego State in the season opener.
- Scored 14 runs, including two game winners.
- Accounted for the game-winning RBI four times.
- Put together a five-game hit streak from Feb. 26 to March 12.
- Drew nine walks and laid down three sacrifices.

High School

- Named first team All-State, Daily News Player of the Year, and Daily Journal Player of the Year as a senior.
- Received first team all-WCAL honors all four years.
- Earned All-San Mateo County accolades her freshman and sophomore seasons.
- Led team to Central Coast Section title as a sophomore en route to first team All-San Francisco Bay Area Metro honors, and again as a senior under coach George Silvey.
- Team also won the West Coast Athletic League championship her junior season.
- Summer ball team, San Jose Sting, has finished in the top 10 at nationals four times, including a seventh-place finish in 2007.
- Earned Notre Dame Scholar Athlete award each year 2006-2008.
- Named to the Principal's List for academics every semester.

Monchek's Career Statistics

Year	AVG	GP-GS	AB	R	H	2B	3B	HR	RBI	BB	SO	TB	SH	SF	HBP	SB-ATT	OBP	SLG	PO	A	E	FLD
2010	.262	41-40	126	14	33	3	4	3	27	9	24	53	3	0	0	7-9	.311	.421	27	3	1	.968
2011	.000	1-0	1	0	0	0	0	0	0	0	0	0	0	0	0	0-0	.000	.000	0	0	0	.000
2012	.271	51-47	129	11	35	4	0	0	19	10	18	39	3	2	2	3-4	.329	.302	36	2	1	.974
2013	.292	54-52	137	9	40	3	0	1	15	16	23	46	3	0	11	2-3	.409	.336	66	0	1	.985
TOTAL	.275	147-139	393	34	108	10	4	4	61	35	65	138	9	2	13	12-16	.352	.351	129	5	3	.978



PERSONAL INFORMATION

Full name

Alexis Lee Moore

Born

April 14, 1993

Parents

Dan and Meredith Moore

Siblings

Brother - Ben
Sisters - Grace and Allison

Major

Dietetics/Nutrition, Fitness and Health

#2 LEXY MOORE

Junior • Pitcher • L/R • St. Peters, Mo. • Fort Zumwalt South

2013

- Academic All-Big Ten.
- Appeared in 35 games, starting 29 in the circle.
- Posted an 11-15 record with 97 strikeouts in 169 innings.
- Threw nine complete games, including a shutout against Texas A&M Corpus Christi.
- Went nine innings against Ohio State in an 8-7 win.
- Threw eight and a third innings against No. 21 Nebraska and eight innings vs. Iowa.
- Struck out five or more batters six times, including a season-best eight twice: against North Texas and against Sam Houston State.
- Had three at-bats vs. Sam Houston State.
- In conference play, ranked ninth in innings pitched (81.1) and 10th in wins (5).

2012

- Big Ten Co-Pitcher and Co-Freshman of the Week, April 2.
- Named *College Sports Madness's* Player of the Week pick for the Big Ten that week.
- Tabbed as team's Defensive MVP.
- Made 39 appearances in the circle, including 30 starts, while also starting three games as the designated player.
- Posted a 20-12 record with a 3.41 ERA and 118 strikeouts in 190.2 innings of work.
- Tossed 20 complete games and three shutouts, while also earning a save against Michigan State.
- Struck out five or more batters on nine occasions, including a season-best 10 against Michigan State.
- Ranked among the Big Ten's top 10 in wins (6th), innings pitched (7th), looking strikeouts (7th with 40), strikeouts (9th), saves (9th) and ERA (10th).
- Managed a 9-7 mark and 3.04 ERA with 53 Ks in 94.1 innings of Big Ten play.

- Ranked among the top 10 in league play in looking strikeouts (4th with 24), wins (5th), innings pitched (6th), strikeouts (9th), ERA (9th) and opponent batting average (9th with .272).
- Made good on 94 percent of her defensive chances.
- Posted one hit in seven at-bats, while also registering an RBI.
- First collegiate hit was a single against Troy.
- Picked up an RBI with a ground out against No. 18 Oregon.

High School

- A two-time all-state selection, garnering first team honors as a senior and second team accolades her junior year.
- A three-year letterwinner, earning first-team all-conference, all-district and all-area honors each year.
- Posted a 0.75 ERA with 149 strikeouts, while batting .583 as a senior en route to all-state, all-region and all-district honors.
- Named Gateway Athletic Conference North 2010 Player of the Year and team MVP her senior year, as the team won its second straight regional and conference titles.
- Posted a 1.02 ERA with 206 strikeouts as a junior en route to Gateway Athletic Conference South Player of the Year accolades.
- Was MVP of the junior varsity team as a freshman.
- Played summer ball for the St. Louis Lasers, which won the ASA Northern National Championship in 2009, and the St. Louis Chaos Gold in 2010.
- A two-time first team all-conference academic selection.
- A four-year honor roll selection and three-year National Honor Society member.

Moore's Career Statistics

Year	AVG	GP-GS	AB	R	H	2B	3B	HR	RBI	BB	SO	TB	SH	SF	HBP	SB-ATT	OBP	SLG	PO	A	E	FLD
2012	.143	5-4	7	0	1	0	0	0	1	0	1	1	0	0	0	0-0	.143	.143	5	43	3	.941
2013	.000	1-1	3	0	0	0	0	0	0	0	3	0	0	0	0	0-0	.000	.000	1	29	6	.833
TOTAL	.100	6-5	10	0	1	0	0	0	1	0	4	1	0	0	0	0-0	.100	.100	6	72	9	.897

Year	W-L	ERA	G	GS	CG	ShO	SV	IP	H	R	ER	HR	BB	SO	HB	WP
2012	20-12	3.41	39	30	20	3/1	1	190.2	233	111	93	17	45	118	8	2
2013	11-15	3.80	35	29	9	1-2	0	169.2	197	106	92	10	47	97	15	2
TOTAL	31-27	3.59	74	59	29	4-3	1	360.1	430	217	185	27	92	215	23	4

**PERSONAL INFORMATION****Full name**

Christie Jo Parsons

Born

Dec. 25, 1993

Parents

Jim and Jodi Parsons

Siblings

Sister - Sammie

Major

Movement & Sport Sciences

#3 CJ PARSONS

Sophomore • Infielder • R/R • Ft. Lauderdale, Fla. • St. Thomas Aquinas

2013

- Received team's Heart of a Champion award, given to the player who is willing to put it all on the line for the team.
- Saw action in 21 games, starting 13 at third base.
- Batted .209 with nine hits and three walks.
- Posted a five-game hitting streak from Feb. 15 to Feb. 22.
- Tallied multiple hits in two games, going 2-for-3 against Drake and Nebraska.
- First collegiate hit was a leadoff single up the middle in the second inning against Drake.
- Drove in an RBI against Nebraska.
- Scored two runs, one against Drake and one against Michigan.
- Made good on 39 of her 40 defensive chances for a .975 fielding percentage.

High School

- A two-time all-state selection, earning second team accolades her junior and senior years.
- An FACA All-Star selection as a senior after batting .382 with 22 runs, 14 RBI and a home run.
- Batted .421 with 17 runs and 14 RBI as a junior en route to Miami Herald all-county first team honors and the Jen Cordero Gold Glove Award.
- Garnered second team all-Broward County honors as a sophomore and third team accolades as a freshman, when she led the team with 36 RBI.
- Led team to FHSAA Class 5A District titles in 2009, 2010 and 2011.
- A 2012 Miami Herald Silver Knight Award Nominee.
- Plays summer ball for the Gold Coast Hurricanes.
- Founder of RBIs for Cancer.

Parsons' Career Statistics

Year	AVG	GP-GS	AB	R	H	2B	3B	HR	RBI	BB	SO	TB	SH	SF	HBP	SB-ATT	OBP	SLG	PO	A	E	FLD
2013	.209	21-13	43	2	9	0	0	0	1	3	11	9	0	0	0	0-0	.261	.209	17	22	1	.975



PERSONAL INFORMATION

Full name

MaryBeth Pavlick

Born

Jan. 31, 1992

Parents

Dave and Laura Pavlick

Siblings

Brothers - Jason and Justin

Major

Materials Science & Engineering

#24 MARYBETH PAVLICK

Senior • Catcher • R/R • Aurora, Ohio. • Aurora

2013

- Academic All-Big Ten.
- Received team's Unsung Hero Award, given to the player who is dedicated, selfless and puts in the work that may go unnoticed.
- Saw action in 14 games, earning her first career start at catcher vs. Sam Houston State.
- Also saw action at catcher against Texas A&M Corpus Christi and IUPUI.
- Acted mostly as a pinch runner.
- Grounded out in lone at-bat of the season.
- Scored two runs, the game winner vs. Valparaiso as well as one in the finale against Iowa.
- Made good on all 13 defensive chances for a perfect 1.000 fielding percentage.

2012

- Academic All-Big Ten.
- Garnered Unsung Hero Award at postseason banquet.
- Saw action in 11 games, including time at catcher in three contests and as a pinch runner in eight.
- Scored four runs and stole two bases.
- Crossed the plate against Bryant, Belmont, UT-Martin and Penn State.
- Steals came against UT-Martin and San Diego State.
- Made good on two defensive chances with a putout against Northern Colorado and an assist against Niagara.

2011

- Received Unsung Hero Award at postseason banquet.
- Saw action in 22 games mostly as a pinch runner.
- Scored five runs.
- Had three at-bats, one each vs. Buffalo, Hofstra and IUPUI.
- Acted as a bullpen catcher.

High School

- A two-time all-conference selection.
- Led team to the Chagrin Valley Conference and sectional titles as a senior captain under Jaclyn Spirtos, while garnering first team all-conference honors and earning the team's defensive MVP accolade.
- Received honorable mention all-conference honors and garnered the Coach's award while acting as team captain her junior year.
- Named as the team's defensive MVP as a sophomore.
- Graduated fifth in her class and was a member of the high honor roll.

Pavlick's Career Statistics

Year	AVG	GP-GS	AB	R	H	2B	3B	HR	RBI	BB	SO	TB	SH	SF	HBP	SB-ATT	OBP	SLG	PO	A	E	FLD
2011	.000	22-0	3	5	0	0	0	0	0	0	2	0	0	0	0	0-1	.000	.000	0	0	0	.000
2012	.000	11-0	0	4	0	0	0	0	0	0	0	0	0	0	0	2-2	.000	.000	1	1	0	1.000
2013	.000	14-1	1	2	0	0	0	0	0	0	0	0	0	0	0	1-1	.000	.000	11	2	0	1.000
TOTAL	.000	47-1	4	11	0	0	0	0	0	0	2	0	0	0	0	3-4	.000	.000	12	3	0	1.000



PERSONAL INFORMATION

Full name

Sydney Taylor Pencek

Born

Jan. 9, 1994

Parents

Steve and Stephenie Pencek

Siblings

Sister - Sybyl
Brother - Seth

Major

Applied Exercise & Health

#6 SYDNEY PENCEK

Sophomore • Outfielder • R/R • Burlington, Ind. • Carroll

2013

- Saw action in 24 games, mostly as a pinch runner.
- Drew a walk in lone plate appearance of the season against Texas A&M Corpus Christi.
- Saw action in the outfield after coming in to hit in the game.
- Scored eight runs and swiped five bases.

High School

- An all-state selection, earning third team honors as a senior after batting .452 with 42 runs, 20 RBI and 24 stolen bases.
- A three-time all-Hoosier Heartland Conference honoree, earning the nod her freshman, junior and senior seasons.
- Named to the Journal and Courier Small School all-area team after her junior and senior seasons.
- Posted team-best batting average en route to MVP honors her final two seasons.

- Led team to sectional and regional titles and a semi-state runnerup finish in 2012.
- Received the Hoosier Heartland Conference Sportsmanship Award and was Carroll High School's Female Sportsmanship Award Winner as a senior.
- Lettered in basketball her junior and senior years, cross country her freshman and sophomore years and tennis as a sophomore.
- Received the Indiana Blood Center Award Scholarship.
- Named Homecoming Queen her senior year.
- Played summer ball for the Indiana Shockwaves, which competed in ASA/USA 16U Nationals and placed fifth in the 18U Open World Series, and the Indy Dreams Gold.

Pencek's Career Statistics

Year	AVG	GP-GS	AB	R	H	2B	3B	HR	RBI	BB	SO	TB	SH	SF	HBP	SB-ATT	OBP	SLG	PO	A	E	FLD
2013	.000	24-0	0	8	0	0	0	0	0	1	0	0	0	0	0	5-5	1.000	.000	0	0	0	.000



PERSONAL INFORMATION

Full name

Lindsey Elizabeth Rains

Born

June 26, 1992

Parents

Ron and Leslie Rains

Siblings

Brother - Ryan

Major

Hospitality & Tourism
Management

#11 LINDSEY RAINS

Senior • Outfielder • L/L • Fullerton, Calif. • Fullerton Union

For the Record

- Tied game record for steals with three against South Alabama, March 3, 2012.

2013

- Academic All-Big Ten.
- Team Defensive MVP.
- College Sports Madness Preseason All-Big Ten second team
- Started all 55 games in center field.
- Posted .300 average with seven extra base hits, including a triple and a home run.
- Reached base via hit, walk or hit by pitch in 45 of 55 games, including a 12-game stretch from Feb. 9-23 and an 11-game stretch from March 14-April 6.
- Put together five-game hitting streaks four times: Feb. 10 to 16, March 14 to 29, April 12 to 17 and April 20 to 27.
- Tallied multiple hits in 12 games, including perfect 3-for-3 days against Ohio State and Valparaiso and three other three-hit efforts.
- Boasted a .413 on-base percentage, second best on the team.
- Drew 21 walks, third most on the team, and was hit by a pitch a team-leading 13 times.
- Drove in 19 RBI, including three game winners.
- Scored 33 runs, including six game winners.
- Swiped 25 bases, second most on the team.
- Laid down 10 sacrifices and lifted two sacrifice flies.
- Made good on all 81 defensive chances for a perfect 1.000 fielding percentage.
- Ranked second in the Big Ten in stolen bases (25), fourth in hit by pitch (13) and eighth in sacrifices (10).
- In conference play, led the league in stolen bases (14), ranked sixth in sacrifice bunts (5), eighth in triples (1) and ninth in hit by pitch (4).
- Ranked 63rd nationally in stolen bases per game (0.45) and 65th in hit by pitch per game (0.24).

2012

- Big Ten Player of the Week, Feb. 20
- Named to *College Sports Madness* Big Ten All-Conference first team.
- Started all 53 games, 52 in center field and one in right field.
- Reached base via hit, walk or hit by pitch in 49 of 53 games, including a team-best 13-game hitting streak from Feb. 25 to March 13.
- Posted a team-leading .361 average with 61 hits in 169 at-bats and 16 extra-base hits.
- Tallied eight doubles, four triples, which ranked 28th nationally, and four home runs.
- Stole 25 bases, second most on the team, third-most in the Big Ten and 39th nationally (0.47 per game).
- Scored 43 runs, including five game-winners.
- Drove in a team-best 34 RBI, including one game-tying effort and the game winner against Troy.

- Ranked among the Big Ten's top 10 in triples (2nd), stolen bases (3rd), batting average (7th), runs (8th) and hits (9th).
- Registered multiple hits in 17 games, including three three-hit efforts and two perfect days at the plate.
- Drew 21 walks and was hit by pitches six times.
- In conference play, batted .333 with eight extra base hits and nine stolen bases.
- Posted five doubles, two triples and a home run, while driving in 12 RBI and scoring 19 runs.
- Ranked second in Big Ten play in triples and stolen bases and sixth in runs scored.
- Made good on all but one of her defensive chances.
- Received the Hustle Award at the postseason banquet.

2011

- First team All-Big Ten selection.
- Started all 50 games in center field.
- Posted a .372 average, third best on the team, with three doubles and four home runs.
- Reached base in 40 of the 49 games in which she batted.
- Drove in 27 RBI, including three game winners and one game-tying effort.
- Scored 35 runs, second most on the team, including six game winners and two game-tying scores.
- Tallied multiple hits on 17 occasions, managing three perfect days including a 4-for-4 effort against Wisconsin.
- Put together hitting streaks of nine games (Feb. 19 - March 5) and seven games (April 13-23).
- Reached base in 14 straight games (Feb. 19 - March 12).
- Stole 14 bases, ranking 11th among conference players.
- Drew 11 walks, was hit by a pitch once and laid down two sacrifices.
- In conference play, led the team with a .404 average, seventh best in the league, 12 runs and 11 RBI.
- Ranked seventh in hits (23) during Big Ten play.
- Made good on 42 of 44 defensive opportunities.
- Big Ten Sportsmanship Award honoree.
- Named Co-Offensive MVP and Coaches' Award honoree at the postseason banquet.

High School

- A four-time first team all-league selection under coach Mark Takkinen.
- Received her team's offensive player of the year award after her freshman and sophomore seasons during which she led her team to league titles.
- Garnered team MVP honors and Lancaster Desert Classic tournament MVP accolades in 2009.
- Wrapped up her career with first team all-league, second team all-Orange County and team MVP honors.
- Played tennis her freshman and sophomore years and basketball as a rookie.
- A three-time student scholar athlete.
- Played summer ball for the USA Athletics 18 Gold, after spending 2003-2007 as a member of the OC Dynasty.

Rains' Career Statistics

Year	AVG	GP-GS	AB	R	H	2B	3B	HR	RBI	BB	SO	TB	SH	SF	HBP	SB-ATT	OBP	SLG	PO	A	E	FLD
2011	.372	50-50	145	35	54	3	0	4	27	11	18	69	2	0	1	14-17	.420	.476	38	4	2	.955
2012	.361	53-53	169	43	61	8	4	4	34	21	26	89	0	2	6	25-27	.444	.527	58	7	1	.985
2013	.300	55-55	170	33	51	5	1	1	19	13	21	61	10	10	13	25-32	.413	.359	77	4	0	1.000
TOTAL	.343	158-158	484	111	166	16	5	9	80	53	65	219	12	4	20	64-76	.426	.452	173	15	3	.984



#15 ANDIE VARSHO

Senior • Outfielder • L/R • Chili, Wis. • Marshfield

PERSONAL INFORMATION

Full name

Andie Kay Varsho

Born

Oct. 19, 1991

Parents

Gary and Kay Varsho

Siblings

Brother - Dalton

Sister - Taylor

Major

Organizational Leadership
and Supervision

For The Record

- Tied the game record for stolen bases with three against Texas A&M Corpus Christi March 2, 2013.
- Tied game record for runs with four in game two against IUPUI, April 3, 2013.
- Ranks third on all-time stolen bases list with 79 and fifth on the career triples list with 10.

2013

- Third team Academic All-America, Academic All-District V first team, Academic All-Big Ten.
- First team All-Mideast Region.
- First team All-Big Ten.
- Team Offensive MVP.
- College Sports Madness Big Ten All-Conference first team.
- Started all 55 games in right field.
- Ranked 41st nationally with .415 batting average, 42nd with 0.53 stolen bases per game and 49th in on-base percentage (.500).
- Posted 18 extra base hits and a .591 slugging percentage.
- Tallied 11 doubles, two triples and five home runs.
- Reached base via hit, walk or hit by pitch in 47 of 55 games.
- Put together a pair of nine-game hitting streaks: Feb. 23 to March 9 and March 23 to April 6.
- Posted multi-hit efforts in 23 games, including four three-hit efforts and one 4-for-4 effort.
- Registered three perfect days at the plate.
- Drove in a team-leading 39 RBI, including four game winners and three game-tying efforts.
- Scored 35 runs, including four game winners.
- Drew a team-leading 29 walks.
- Laid down five sacrifices and lifted one sacrifice fly.
- Made good on all but one defensive chance for a .987 fielding percentage.
- Led the Big Ten in stolen bases (29), while also ranking second in hits (71), sixth in batting average (.415) and on-base percentage (.500) and ninth in triples (2).
- In conference play, ranked third in stolen bases (11), ninth in walks (16) and 10th in hits (26).

2012

- Academic All-Big Ten.
- Named to *College Sports Madness* Big Ten All-Conference second team.
- Batted .339 with 61 hits in 180 at-bats, including 11 extra-base hits.
- Reached base via hit or walk in 44 of 53 games, including two nine-game hit streaks and an eight-game streak.
- Tallied seven doubles, three triples and a home run.
- Registered multiple hits in 18 games, including two three-hit efforts.
- Scored 35 runs, including one game-tying effort and the game winners against Chattanooga and Butler.
- Drove in 30 RBI, including two game-tying efforts and the game winner against Michigan State.
- Stole 16 bases, third most on the team.
- Drew 19 walks and was hit by pitches twice.
- Ranked fourth in the Big Ten in triples, fifth in stolen bases and ninth in hits.

- Posted a .269 average with 12 runs, 11 RBI and a triple in Big Ten play, ranking fourth in the league in triples.
- Was 4-for-4 on the base paths in Big Ten games.
- Made good on all 39 of her defensive chances for a perfect 1.000 fielding percentage.

2011

- First team All-Midwest Region selection.
- Third team All-Big Ten selection.
- Easton All-America third team.
- Four-time Big Ten Freshman of the Week selection.
- Big Ten Player of the Week, March 14.
- Started all 50 games in right field.
- Led the team with a .426 average with 12 doubles, five triples, fifth most on Purdue's season list, and a home run.
- Scored 30 runs, including five game winners and one game tying effort.
- Drove in 30 RBI, including six multi-RBI efforts, four game winners and four game-tying hits.
- Racked up 34 stolen bases, fifth most on Purdue's season list.
- Ranked among the Top 20 nationally in stolen bases (7th, 0.68), triples (14th, 5), triples per game (16th, 0.10) and batting average (26th, .426).
- Ranked among the Big Ten's top five in triples (3rd), stolen bases (3rd), batting average (4th), doubles (5th), hits (6th, 69) and sacrifice flies (9th, 2).
- Reached base in 44 of 50 games, including 13 straight (March 6 - March 27).
- Tallied multiple hits in 20 games, including three perfect days at the plate and a four-hit effort vs. Loyola.
- Put together an eight-game hit streak from April 13 - April 30 and three six-game streaks.
- Drew 11 walks and laid down five sacrifices.
- Made good on all 37 of her defensive opportunities.
- Posted a .333 average with a double, a triple and 11 stolen bases during conference play, ranking third in steals and sixth in triples.
- Co-Offensive MVP.

High School

- A four-time first team all-state selection, earning the honor all four years under coach Mike Voss.
- Led the WVC Conference in batting average and on-base percentage all four years, while earning all-conference accolades each season, including Player of the Year honors as a junior.
- An all-state selection and a three-time first team all-conference honoree on the tennis court, at #3 singles as a rookie, #2 singles as a sophomore and #1 doubles her junior year.
- Garnered second team all-conference accolades at the #1 singles spot as a senior when her team went to state for the second straight year.
- First team all-conference basketball selection as a senior.
- Garnered honorable mention all-conference accolades on the hardwood her junior season as the team qualified for state for the second straight year.
- Earned the Pat Richter Award for best female three-sport athlete in the state of Wisconsin.
- A four-year "A" honor roll member.

Varsho's Career Statistics

Year	AVG	GP-GS	AB	R	H	2B	3B	HR	RBI	BB	SO	TB	SH	SF	HBP	SB-ATT	OBP	SLG	PO	A	E	FLD
2011	.426	50-50	162	30	69	12	5	1	30	11	24	94	5	2	0	34-38	.457	.580	33	4	0	1.000
2012	.339	53-53	180	35	61	7	3	1	30	19	30	77	2	0	2	16-21	.408	.428	37	2	0	1.000
2013	.415	55-55	171	35	71	11	2	5	39	29	28	101	5	1	1	29-35	.500	.591	66	8	1	.987
TOTAL	.392	158-158	513	100	201	30	10	7	99	59	82	272	12	3	3	79-94	.455	.530	136	14	1	.993



PERSONAL INFORMATION

Full name

Alexandra Joy Whittemore

Born

April 22, 1993

Parents

Ed and Colleen Whittemore

Siblings

Sister - Christine

Major

Communication

#21 ALEX WHITTEMORE

Junior • Pitcher • R/R • Palos Verdes Estates, Calif. • Palos Verdes

2013

- Saw action in 17 games, starting four in the circle.
- Posted a 2-0 record with wins against Drake and IUPUI in relief efforts.
- Struck out 18 batters in 28 innings.
- Boasted a 2.75 ERA, giving up just 11 earned runs.
- Made good on all 11 defensive chances.

2012

- Pitched in 14 games, including 10 starts.
- Posted a 3-4 record with a 4.49 ERA and 25 strikeouts in 39 innings of work.
- Threw two complete games: vs. Belmont and IUPUI.
- Held opponents to a team-low .260 average.
- Struck out five or more batters twice.
- Picked up first career victory in the season opener against Bryant.
- Started three games during conference play, striking out two batters in 6.2 innings.
- Missed the last month of the season with an arm injury.

High School

- A four-year letterwinner.
- Named as the team's Most Valuable Player after garnering first team All-Bay League and second team all-area honors as a senior.
- Acted as the team's captain and was Athlete of the Year her final season.
- Was named Daily Breeze Player of the Week and earned second team all-area honors as a junior.
- Team won the Bay League championship in 2009 and 2010.
- A four-time principal's honor roll honorary member and three-year member of the national honor society.
- A CSF gold seal bearer in 2011.

Whittemore's Career Statistics

Year	AVG	GP-GS	AB	R	H	2B	3B	HR	RBI	BB	SO	TB	SH	SF	HBP	SB-ATT	OBP	SLG	PO	A	E	FLD
2012	.000	0-0	0	0	0	0	0	0	0	0	0	0	0	0	0	0-0	.000	.000	0	6	1	.857
2013	.000	0-0	0	0	0	0	0	0	0	0	0	0	0	0	0	0-0	.000	.000	1	10	0	1.000
TOTAL	.000	0-0	0	0	0	0	0	0	0	0	0	0	0	0	0	0-0	.000	.000	1	16	1	.944

Year	W-L	ERA	G	GS	CG	ShO	SV	IP	H	R	ER	HR	BB	SO	HB	WP
2012	3-4	4.49	14	10	2	0/1	0	39.0	40	29	25	1	33	25	0	7
2013	2-0	2.75	17	4	0	0/2	0	28.0	24	14	11	2	19	18	1	4
TOTAL	5-4	3.76	31	14	2	0/3	0	67.0	64	43	36	3	52	43	1	11

**PERSONAL INFORMATION****Full name**

Alexis Rae Valone

Born

Oct. 11, 1993

Parents

Garry & Kim Valone

Siblings

Brothers - Jack, Sam, & Matthew

Major

Communication

#5 LEXI VALONE

Sophomore • Outfielder • R/R • Lemont, Ill. • Bowling Green

2013 (Bowling Green State)

- Played in 48 games, starting 34 in the outfield.
- Registered four hits, including a triple against IPFW.
- First collegiate hit came in a 1-for-3 effort against Murray State.
- Drove in an RBI against Dayton.
- Scored four runs: one each vs. Campbell, Western Kentucky, Evansville and Ball State.
- Drew three walks and laid down two sacrifices.
- Stole one base
- Recorded 27 putouts and three assists.

High School

- A three-time All-South Suburban Conference honoree, earning the accolade each of her last three years.
- Garnered all-area acclaim as a senior.
- Posted a career batting average of .449 with 121 RBI.

- Registered a career slugging percentage of .745 and scored 94 runs.
- Hit a Lemont High School record 18 career home runs.
- Led team in batting average, steals, home runs and RBI as a rookie.
- Led team to regional appearances her sophomore and junior years.
- A four-year honor roll member.
- Homecoming Queen.
- Lettered in cheerleading.
- Played travel ball for the Lemont Rockers and the Cincy Doom.
- Selected as an All-Star in Rising Star Maximum Exposure Tournament in Davie, Fla., and as an all-American at the Colorado Sparkler Tournament.
- Team finished in the Top 10 at the St. Louis Northern National ASA Tournament.

**PERSONAL INFORMATION****Full name**

Kristen Elizabeth Hoppman

Born

Jan. 15, 1995

Parents

Jeff & Carrie Hoppman

Siblings

Brother - John

Major

Movement & Sport Sciences

8 KRISTEN HOPPMAN

Freshman • Shortstop • R/R • Sun Prairie, Wis. • Sun Prairie

High School

- A two-time all-state selection, earning second team honors as a junior and first team honors as a senior.
- The 2013 Big 8 Conference Player of the Year, while also earning all-district honors after hitting .427 with 48 RBI and eight home runs as a senior.
- Named to Wisconsin Fastpitch All-Star Senior Team after leading team to conference, regional and sectional championships.
- A four-time Big 8 all-conference honoree, garnering first team honors at pitcher her last three years following a first team selection at utility as a freshman.
- Led team to regional title all four years.
- Hit .548 with 40 RBI and eight homers as a junior en route to Wisconsin State Journal Athlete of the Year honors.

- Led team to a runner-up finish at state as a junior.
- Batted a team-best .488 with 38 RBI and nine home runs, while garnering team MVP honors her sophomore year.
- Led team with .462 batting average to go with 32 RBI and three home runs en route to team MVP honors as a rookie.
- Played volleyball on the freshman team and on the varsity team as a sophomore.
- A four-year honor roll member.
- Played travel ball for the Wisconsin Firebirds, which won the state championship in 2011 and 2012 and finished ninth at the USA/ASA Tournament in 2013 and 14th in 2012.



PERSONAL INFORMATION

Full name

Katy Elizabeth McJunkin

Born

April 17, 1995

Parents

Donovan & Christine McJunkin

Siblings

Brothers - Trey & Colin

Major

Sustainable Agronomic Systems

#12 KATIE MCJUNKIN

Freshman • Catcher/ Utility • R/R • Visalia, Calif. • El Diamante

High School

- A second team all-state selection at catcher as a senior.
- Set school career records for batting average (.461) and hits (182).
- Posted a school season record .545 batting average as a senior, while also adding 45 RBI and 10 extra-base hits.
- Was errorless in 251 defensive chances en route to her second straight team defensive MVP honor.
- A second team California All-State Junior Team catcher after posting a .465 average with 33 RBI, 12 doubles, two triples and three home runs.
- A four-time all-Tulare County first team honoree.
- A four-time all-West Yosemite League selection, garnering second team honors as a rookie and first team accolades each of her last three seasons.

- A three-time Fresno Bee all-area selection, earning second team honors as a sophomore and first team honors her junior and senior years.
- Garnered team offensive MVP honors her freshman and sophomore seasons after hitting .348 and .471 respectively, and leading the league with a .581 average her second year.
- Played varsity golf three years, earning most improved honors as a sophomore.
- A four-year honor roll member.
- A Lifetime California Scholarship Federation recipient in 2013.
- Volunteered for the Miracle League, which aids special needs children in athletics.
- Played travel ball for the Orange County Batbusters.



PERSONAL INFORMATION

Full name

Michelle Alene Poe

Born

Nov. 12, 1994

Parents

Michael & Roselind Poe

Siblings

Brothers - Justin & Aaron

Major

Law & Society

#17 MICHELLE POE

Freshman • Utility • R/R • Grove City, Ohio • Williams Field

High School

- A three-time all-section III honoree, garnering first team acclaim as a junior and second team honors her freshman and senior years.
- Batted .611 with 64 RBI, 13 home runs and no strikeouts, while also posting a 10-2 record in the circle as a junior en route to honorable mention all-Division II selection by the Arizona Republic.
- A two-time player of the week.
- Led team in all statistical categories as it posted a school-best 22-8 record her junior season.

- Batted .570 with 45 RBI and six home runs as a senior.
- A four-year honor roll and three-year National Honor Society member.
- Played travel ball for the Arizona Storm, which finished fifth at the PGF National in 2012 and participated in the ASA Nationals in 2010 and 2011.

**PERSONAL INFORMATION****Full name**

Jaelyn Desmarace Young

Born

April 4, 1995

Parents

Desmond & Janet Young

Siblings

Brother - Desmond

Sister - Mariah

Major

Undecided

11 JAELYN YOUNG

Freshman • Catcher • R/R • Murrieta, Calif. • Chapparral

High School

- A two-time first team all-league selection, garnering the accolade her sophomore and senior years.
- Earned first team all-area and second team all-valley honors as a sophomore, while batting .373 with a .417 on-base percentage, 35 RBI and a school record 12 home runs.
- Missed junior season due to injury, but returned to post a .389 average, .440 on base percentage and 26 RBI in her final campaign.
- Two-time team captain.

- Garnered first team all-league, honorable mention all-inland valley and team MVP honors after leading the team in all statistical categories as a senior.
- Participated in the all-star game as a senior.
- A three year honor roll member.
- An NCAA Scholar Athlete recipient.
- Graduated with honors.
- Played travel ball for the Fury 18 Gold travel ball team, which played fifth at the 2013 Champions Cup.



The Boilermakers celebrated the 20th season in program history in 2013 and counted the school's 600th victory among the year's highlights. A record 11 student-athletes garnered Academic All-Big Ten honors, while Boilermaker players received two NFCA All-Region, two All-Big Ten and one Big Ten Player of the Week accolade. Purdue advanced to the second round of the newly-reinstated Big Ten Tournament, while managing a 23-32 record and ninth place conference finish.

In The National Statistics

In the NCAA softball statistical rankings, the Boilermakers boasted a spot among the Top 10, ranking fourth with 2.18 stolen bases per game.

Individually, junior outfielder Andie Varsho ranked 41st in batting average (.415), 42nd in stolen bases per game (0.53) and 49th in on-base percentage (.500). Junior outfielder Lindsey Rains ranked 63rd in stolen bases per game (0.45) and 65th in hit by pitch per game (0.24). Freshman Lilly Fecho ranked 66th in walks allowed per seven innings (1.61) and 72nd in saves (2).

On The Honor Roll

Junior outfielder Andie Varsho and sophomore second baseman Ashley Burkhardt were named to the NFCA All-Mideast Region first team. Varsho also garnered first team All-Big Ten accolades, while senior outfielder Maia Monchek was selected to the All-Big Ten second team.

Varsho boasted a team-leading .411 average with a team-best 36 RBI, 32 runs and 16 extra-base hits. The junior reached base via hit, walk or hit by pitch in 45 of 53 games, including a pair of nine-game hitting streaks. The Chili, Wis., native made good on all but one defensive opportunity. She led all conference players in stolen bases (28), while ranking second in hits, sixth in batting average, eighth in triples and ninth in on-base percentage. In Big Ten play, she managed a .361 mark with 16 RBI, 13 runs and 11 steals, which ranked third in the league. Varsho also ranked ninth in walks (16) and 10th in hits (26) during conference play.

Monchek batted .300 on the season with 14 RBI, nine runs and one home run. She started 50 games in left field, making good on all but one defensive opportunity. She reached base via hit, walk or hit by pitch in 41 of 52 games, including a nine-game hitting streak, a six game and a final five game stretch. The San Mateo, Calif., native ranked fifth in the Big Ten in hit by pitches with 11 and also ranked fifth in HBPs in league play with five. In Big Ten play, Monchek posted a .343 average with six RBI, five runs, five walks and five hit by pitches.

Burkhardt batted .320 with a team-best 40 runs, while reaching base in 48 of the team's 55 games, and posting a team-best 16-game hitting streak, the second longest in program history. The sophomore also swiped 20 bases, ranking fifth in the Big Ten, and ranked eighth in triples (2). In conference play, she ranked fourth in steals and ninth in runs (18).

Fecho Named Big Ten Pitcher of the Week

Freshman Lilly Fecho was honored as Big Ten Pitcher of the Week on April 15 for her efforts against Indiana.

The accolade was the first of Fecho's career and the first for a Boilermaker hurler since Lexy Moore was honored on April 2, 2012.

Fecho recorded two of the team's four wins on the week, finishing with a 0.50 ERA in 14 innings of work, striking out nine without allowing a walk. The Carol Stream, Ill., native did not allow a run in two relief appearances, pitching 2.1 innings in the series opener, while pitching 4.2 innings of three-hit ball in the finale to earn the win. She earned her first victory of the series in Game 2, posting a complete-game five hitter, while striking out four batters.

Academic Honors

Varsho, an organizational leadership and supervision major, garnered third team Academic All-America honors after being named to the Academic All-District V first team. The Academic All-America honor was the first for a Boilermaker softball player since 2006. Senior designated player Erika Petruzzi, a human services major, was named as a second team all-district selection.

The pair, along with nine other Boilermakers, also received Academic All-Big Ten honors. Tori Chiodo, Ashley Courtney, Danielle Fletcher, Alyssa Koorsen, Maia Monchek, Lexy Moore, Kristin Morgan, MaryBeth Pavlick and Lindsey Rains also were honored.

For The Record

The Boilermakers racked up a school record-tying 18 hits and 16 RBI in Game 2 of their April 3 doubleheader with IUPUI. The hits mark had been achieved in five previous contests, while the RBI tally had been posted in three prior games.

The team recorded 39 hit by pitches and 174 walks, which rank second and third on the program's all-time season listings. The Boilers swiped 120 bases, a tally which ranks second most all-time at Purdue.

Senior pitcher/outfielder Erika Petruzzi tied the school record for stolen bases in a game with three against Hampton on Feb. 8. Junior outfielder Andie Varsho also reached the feat, swiping three bases against Texas A&M - Corpus Christi on March 2.

Petruzzi matched the school record for home runs in a game with two in the team's April 12 game at Indiana. The two longball effort was the third of Petruzzi's career and marked the 21st time a Boilermaker player had launched two home runs in a game.

Varsho tallied the 10th triple of her Purdue career against North Texas, March 2, moving her into a tie for fourth on the career triples list. Five other players have been credited with 10 triples. Varsho also moved into a tie for third place on the all-time stolen base list (76).

Junior catcher Danielle Fletcher joined the career top five for home runs, matching Candace Curtis (2006-09)'s tally of 19 with a homer in Game 1 vs. Penn State, April 17.

Fletcher Joins Elite Group with Grand Slam

Junior catcher Danielle Fletcher launched a grand slam in the team's March 3 contest against Texas State, marking the second of her career and just the 22nd in program history. Eighteen different players have lifted a grand slam, but just four, including Fletcher, have done so more than once.

2013 INDIVIDUAL ACCOMPLISHMENTS

Ashley Burkhardt

- First Team All-Mideast Region

Tori Chiodo

- Academic All-Big Ten

Ashley Courtney

- Academic All-Big Ten
- College Sports Madness Preseason All-Big Ten second team
- Big Ten Sportsmanship Award
- Received Coaches' Award at postseason banquet

Lilly Fecho

- Big Ten Pitcher of the Week, 4/15

Danielle Fletcher

- Academic All-Big Ten

Alyssa Koorsen

- Academic All-Big Ten

Maia Monchek

- Second team All-Big Ten
- Academic All-Big Ten

Lexy Moore

- Academic All-Big Ten

Kristin Morgan

- Academic All-Big Ten

CJ Parsons

- Received Heart of a Champion award at postseason banquet

MaryBeth Pavlick

- Academic All-Big Ten
- Received Unsung Hero Award at postseason banquet

Erika Petruzzi

- Academic All-District second team
- Academic All-Big Ten

Lindsey Rains

- Academic All-Big Ten
- Team Defensive MVP
- College Sports Madness Preseason All-Big Ten second team

Andie Varsho

- Third team Academic All-America
- First team All-Mideast Region
- First team All-Big Ten
- Team Offensive MVP
- Academic All-District first team
- Academic All-Big Ten
- College Sports Madness Big Ten All-Conference first team



2013 RESULTS

Date	Opponent	Score	Inn.	Overall	Big Ten	Pitcher of Record	Att.	Time
! Feb. 8, 2013	vs. Hampton	W 4-0	7	1-0-0	0-0-0	Petruzzi, E. (W 1-0)	1303	1:48
! Feb. 8, 2013	at #10 LSU	L 0-1	7	1-1-0	0-0-0	Fecho, L. (L 0-1)	1303	1:36
! Feb. 9, 2013	vs #22 North Carolina	L 1-2	(9)	1-2-0	0-0-0	Moore, L. (L 0-1)	1492	2:36
! Feb. 9, 2013	vs Tulsa	L 1-4	7	1-2-0	0-0-0	Petruzzi, E. (L 1-1)	1492	2:00
! Feb. 10, 2013	vs Tulsa	W 5-0	7	2-3-0	0-0-0	Moore, L. (W 1-1)	1015	1:46
@ Feb. 15, 2013	vs Utah State	W 2-1	7	3-3-0	0-0-0	Fecho, L. (W 1-1)	388	2:00
@ Feb. 15, 2013	vs Drake	W 8-5	7	4-3-0	0-0-0	Wittemore (W 1-0)	203	2:05
@ Feb. 16, 2013	at #16 Arizona	L 4-5	7	4-4-0	0-0-0	Fecho, L. (L 1-2)	2220	2:03
@ Feb. 16, 2013	vs Southern Utah	W 8-0	5	5-4-0	0-0-0	Fecho, L. (W 2-2)	117	1:32
@ Feb. 17, 2013	vs Nebraska	L 3-4	7	5-5-0	0-0-0	Moore, L. (1-2)	1372	2:05
# Feb. 22, 2013	vs Southeastern La.	L 1-3	7	5-6-0	0-0-0	Moore, L. (L 1-3)	807	1:37
# Feb. 22, 2013	at #10 Texas A&M	L 1-5	7	5-7-0	0-0-0	Fecho, L. (L 2-3)	807	1:22
# Feb. 23, 2013	vs Southeastern La.	W 6-0	7	6-7-0	0-0-0	Fecho, L. (W 3-3)	1130	1:37
# Feb. 23, 2013	at #10 Texas A&M	L 1-6	7	6-8-0	0-0-0	Moore, L. (L 1-4)	1130	1:39
# Feb. 24, 2013	vs UTSA	L 1-2	7	6-9-0	0-0-0	Fecho, L. (L 3-4)	814	3:48
% March 1, 2013	vs Texas A&M-CC	W 3-0	7	7-9-0	0-0-0	Moore, L. (W 2-4)	445	1:36
% March 1, 2013	at Texas State	W 4-3	(8)	8-9-0	0-0-0	Fecho, L. (W 4-4)	445	2:10
% March 2, 2013	vs North Texas	W 6-2	7	9-9-0	0-0-0	Moore, L. (W 3-4)	614	1:42
% March 2, 2013	vs Texas A&M-CC	W 7-0	7	10-9-0	0-0-0	Fecho, L. (W 5-4)	614	1:53
% March 3, 2013	at Texas State	W 7-2	7	11-9-0	0-0-0	Petruzzi, E. (W 2-1)	482	2:00
March 9, 2013	at #20 Baylor	L 0-8	6	11-10-0	0-0-0	Moore, L. (L 3-5)	832	1:53
March 9, 2013	at #20 Baylor	L 0-1	7	11-11-0	0-0-0	Fecho, L. (L 5-5)	945	1:28
March 10, 2013	at #20 Baylor	L 0-4	7	11-12-0	0-0-0	Fecho, L. (L 6-5)	865	1:29
March 12, 2013	at San Houston State	L 2-5	7	11-13-0	0-0-0	Fecho, L. (L 5-7)	271	1:39
March 12, 2013	at Sam Houston State	L 2-3	7	11-14-0	0-0-0	Moore, L. (L 3-6)	271	1:30
March 14, 2013	at Houston	L 1-3	7	11-15-0	0-0-0	Fecho, L. (L 5-8)	912	1:48
*March 22, 2013	at #14 Michigan	L 0-9	5	11-16-0	0-1-0	Fecho, L. (L 5-9)	810	1:19
*March 23, 2013	at #14 Michigan	L 5-13	6	11-17-0	0-2-0	Moore, L. (L 3-7)	810	2:08
*March 23, 2013	at #14 Michigan	L 7-8	7	11-18-0	0-3-0	Fecho, L. (L 5-10)	947	2:06
*March 29, 2013	at Ohio State	W 4-2	7	12-18-0	1-3-0	Moore, L. (W 4-7)	253	2:08
*March 30, 2013	at Ohio State	W 8-7	(9)	13-18-0	2-3-0	Moore, L. (W 5-7)	384	2:48
*March 31, 2013	at Ohio State	L 3-5	(10)	13-19-0	2-4-0	Fecho, L. (L 5-11)	154	2:32
April 3, 2013	at IUPUI-1	L 2-3	7	13-20-0	2-4-0	Moore, L. (L 5-8)	154	1:44
April 3, 2013	at IUPUI-2	W 18-2	5	14-20-0	2-4-0	Whittemore (W 2-0)	106	1:32
*April 5, 2013	MICHIGAN STATE	L 2-3	7	14-21-0	2-5-0	Moore, L. (L 5-9)	139	2:02
*April 6, 2013	MICHIGAN STATE	W 7-2	7	15-21-0	3-5-0	Fecho, L. (L 6-11)	195	2:05
*April 7, 2013	MICHIGAN STATE	L 0-1	7	15-22-0	3-6-0	Fecho, L. (L 6-12)	210	1:33
April 9, 2013	at Loyola Chicago	W 7-4	7	16-22-0	3-6-0	Moore, L. (W 6-9)	73	2:08
*April 12, 2013	at Indiana	W 7-2	7	17-22-0	4-6-0	Moore, L. (W 7-9)	337	2:11
*April 13, 2013	at Indiana	W 9-1	7	18-22-0	5-6-0	Fecho, L. (W 7-12)	440	1:53
*April 14, 2013	at Indiana	W 7-3	7	19-22-0	6-6-0	Fecho, L. (W 8-12)	632	1:55
*April 17, 2013	at Penn State-1	L 4-8	7	19-23-0	6-7-0	Fecho, L. (L 8-13)	267	2:11
*April 17, 2013	at Penn State-2	W 12-3	7	20-23-0	7-7-0	Moore, L. (W 8-9)	267	1:56
*April 20, 2013	#21 NEBRASKA	L 2-5	(9)	20-24-0	7-8-0	Moore, L. (L 8-10)	231	2:30
*April 20, 2013	#21 NEBRASKA	L 2-12	7	20-25-0	7-9-0	Fecho, L. (L 8-14)	231	2:05
*April 21, 2013	#21 NEBRASKA	W 6-5	7	21-25-0	8-9-0	Moore, L. (W 9-10)	235	2:10
April 24, 2013	VALPARAISO	W 4-2	7	22-25-0	8-9-0	Moore, L. (W10-10)	126	1:34
*April 26, 2013	at Northwestern	L 4-6	7	22-26-0	8-10-0	Moore, L. (L 10-11)	253	2:13
*April 27, 2013	at Northwestern	L 1-4	7	22-27-0	8-11-0	Moore, L. (L 10-12)	527	1:51
*April 28, 2013	at Northwestern	L 2-6	7	22-28-0	8-12-0	Moore, L. (L 10-13)	659	2:09
*May 3, 2013	IOWA	L 3-4	(9)	22-29-0	8-13-0	Fecho, L. (L 8-15)	191	2:34
*May 4, 2013	IOWA	L 0-2	(8)	22-30-0	8-14-0	Fecho, L. (L 8-16)	217	1:54
*May 5, 2013	IOWA	L 2-8	7	22-31-0	8-15-0	Moore, L. (L 10-14)	239	1:49
^ May 9, 2013	vs Michigan State	W 8-5	7	23-31-0	8-15-0	Moore, L. (W 11-14)	670	1:56
^ May 10, 2013	at #16 Nebraska	L 2-3	7	23-32-0	8-15-0	Moore, L. (L 11-15)	1518	2:06

! - LSU Tiger Classic (Baton Rouge, La.)

@ - Hillenbrand Invitational (Tucson, Ariz.)

- Texas A&M Invitational (College Station, Texas)

% - CenturyLink Classic (San Marcos, Texas)

* - Big Ten Conference game

^ - Big Ten Tournament (Lincoln, Neb.)

2013 STATISTICS



Overall Record: 23-32 Home: 3-7 Away: 10-20 Neutral: 10-5 Big Ten Conference: 8-15

Player	AVG	GP-GS	AB	R	H	2B	3B	HR	RBI	TB	SLG%	BB	HBP	SO	OB%	SF	SH	SB-ATT	FLD%
Varsho, Andie	.415	55-55	171	35	71	11	2	5	39	101	.591	29	1	28	.500	1	5	29-35	.987
Burkhardt, Ashley	.321	55-55	196	40	63	7	2	1	13	77	.393	10	0	16	.354	0	2	20-25	.939
Rains, Lindsey	.300	55-55	170	33	51	5	1	1	19	61	.359	21	13	21	.413	2	10	25-32	1.000
Monchek, Maia	.292	54-52	137	9	40	3	0	1	15	46	.336	16	11	23	.409	0	3	2-3	.985
Chiodo, Tori	.264	48-44	125	16	33	3	2	1	12	43	.344	16	1	16	.350	1	4	8-9	.929
Fletcher, Danielle	.245	55-54	163	14	40	10	0	6	33	68	.417	28	1	43	.358	1	3	2-2	.989
Andrew, Paris	.211	44-40	114	17	24	3	0	1	15	30	.263	13	4	14	.313	0	4	9-11	.910
Petruzzi, Erika	.194	44-35	108	11	21	6	0	3	15	36	.333	17	1	32	.310	0	5	5-7	1.000
Courtney, Ashley	.183	46-46	115	14	21	3	0	0	13	24	.209	6	2	12	.236	0	12	5-5	.979

Brown, Gabi	.250	25-2	8	6	2	0	0	0	0	2	.250	0	0	4	.250	0	0	4-7	.000
Gooding, Mary	.228	31-26	57	4	13	0	1	0	1	15	.263	5	2	12	.313	0	3	3-4	.977
Parsons, CJ	.209	21-13	43	2	9	0	0	0	1	9	.209	3	0	11	.261	0	0	0-0	.975
Fecho, Lilly	.200	3-1	5	0	1	0	0	0	0	1	.200	1	0	2	.333	0	0	0-0	.950
Morgan, Krisin	.188	14-5	16	3	3	1	0	0	1	4	.250	4	3	5	.435	0	0	0-0	.000
Koorsen, Alyssa	.125	9-0	8	1	1	0	0	0	0	1	.125	1	0	2	.222	0	0	1-1	.000
Grant, Lauren	.091	18-11	33	1	3	0	0	0	5	3	.091	3	0	11	.162	1	1	1-1	.980
Moore, Lexy	.000	1-1	3	0	0	0	0	0	0	0	.000	0	0	3	.000	0	0	0-0	.833
Pavlick, MaryBeth	.000	14-1	1	2	0	0	0	0	0	0	.000	0	0	0	.000	0	0	1-1	1.000
Pencek, Sydney	.000	24-0	0	8	0	0	0	0	0	0	.000	1	0	0	1.000	0	0	5-5	.000
Totals	.269	55	1473	216	396	52	8	19	182	521	.354	174	39	255	.360	6	52	120-148	.963
Opponents	.272	55	1483	207	403	69	7	27	184	567	.382	104	24	227	.327	11	38	32-41	.958

LOB - Team (384), Opp. (343). Double Plays turned - Team (15), Opp. (13). IBB - Team (2), Burkhardt, A. 1, Varsho, A. 1, Opp (2).

Player	ERA	W-L	G	GS	CG	Sho	SV	IP	H	R	ER	BB	SO	2B	3B	HR	BA	WP	HBP	SFA	SHA
Whittemore, Alex	2.75	2-0	17	4	0	0/2	0	28.0	24	14	11	19	18	4	0	2	.222	4	1	1	3
Fecho, Lilly	2.96	8-16	39	20	9	0-4	2	156.1	164	79	66	36	107	31	2	14	.267	3	8	7	14
Petruzzi, Erika	3.43	2-1	6	2	1	1/0	0	16.1	18	8	8	2	5	4	0	1	.277	1	0	0	2
Moore, Lexy	3.80	11-15	35	29	9	1/2	0	169.2	197	106	92	47	97	30	5	10	.283	2	15	3	19
Totals	3.35	23-32	55	55	19	6/4	2	370.1	403	207	177	104	227	69	7	27	.272	10	24	11	38
Opponents	2.99	32-23	55	55	32	7/1	1	381.2	396	216	163	174	255	52	8	19	.269	23	39	6	52

PB - Team (7), Fletcher, D. 6, Pavlick, M. 1, Opp (6). Pickoffs - Team (0), Opp (5). SBA/ATT - Fletcher, D. (31-40), Moore, L. (16-22), Fecho, L. (12-15), Whittemore (4-4), Pavlick, M. (1-1).

Big Ten Record: 8-15 Home: 2-7 Away: 8-15

Player	AVG	GP-GS	AB	R	H	2B	3B	HR	RBI	TB	SLG%	BB	HBP	SO	OB%	SF	SH	SB-ATT	FLD%
Varsho, Andie	.361	23-23	72	13	26	4	0	2	16	36	.500	16	1	15	.483	0	1	11-14	.969
Monchek, Maia	.343	23-23	70	5	24	1	0	0	6	25	.357	5	5	12	.425	0	1	1-1	.975
Rains, Lindsey	.316	23-23	76	13	24	1	1	0	7	27	.355	7	4	11	.398	1	5	14-18	1.000
Chiodo, Tori	.294	23-23	68	10	20	2	2	0	7	26	.382	10	1	8	.388	1	2	5-6	.939
Burkhardt, Ashley	.267	23-23	90	18	24	3	0	1	1	30	.333	2	0	9	.283	0	1	8-9	.927
Fletcher, Danielle	.247	23-23	73	6	18	3	0	2	12	27	.370	16	0	20	.382	0	0	1-1	1.000
Andrew, Paris	.232	23-21	56	9	13	3	0	1	11	19	.339	8	3	4	.358	0	4	4-5	.873
Petruzzi, Erika	.227	17-14	44	5	10	4	0	3	12	23	.523	7	0	9	.333	0	2	0-1	.000
Courtney, Ashley	.109	18-18	46	8	5	1	0	0	5	6	.130	3	0	5	.163	0	7	2-2	.977

Morgan, Kristin	.167	4-4	6	0	1	0	0	0	0	1	.167	1	0	2	.286	0	0	0-0	.000
Grant, Lauren	.133	8-5	15	1	2	0	0	0	3	2	.133	2	0	7	.222	1	1	1-1	.957
Gooding, Mary	.077	8-7	13	0	1	0	0	0	0	1	.077	4	1	4	.333	0	0	1-1	1.000
Parsons, CJ	.000	5-2	8	1	0	0	0	0	0	0	.000	1	0	3	.111	0	0	0-0	1.000
Koorsen, Alyssa	.000	2-0	2	0	0	0	0	0	0	0	.000	0	0	1	.000	0	0	0-0	.000
Pavlick, MaryBeth	.000	1-0	0	1	0	0	0	0	0	0	.000	0	0	0	.000	0	0	0-0	.000
Brown, Gabi	.000	7-0	0	2	0	0	0	0	0	0	.000	0	0	0	.000	0	0	1-1	.000
Pencek, Sydney	.000	10-0	0	5	0	0	0	0	0	0	.000	0	0	0	.000	0	0	2-2	.000
Totals	.263	23	639	97	168	22	3	9	80	223	.349	82	15	110	.359	3	24	51-62	.951
Opponents	.291	23	676	119	197	34	3	16	103	285	.422	51	15	94	.352	6	16	11-14	.954

LOB — Team (173), Opp (159). DPs turned - Team (9), Opp. (5). IBB - Team (1), Varsho, A. 1, Opp (2).

Player	ERA	W-L	G	GS	CG	Sho	SV	IP	H	R	ER	BB	SO	2B	3B	HR	BA	WP	HBP	SFA	SHA
Fecho, Lilly	3.50	3-8	19	8	4	0/0	1	76.0	90	45	38	23	51	20	1	9	.289	2	4	3	7
Moore, Lexy	4.22	5-7	16	15	2	0/0	0	81.1	94	61	49	23	40	12	2	5	.280	2	11	3	9
Whittemore, Alex	15.75	0-0	5	0	0	0/0	0	4.0	10	11	9	5	2	1	0	2	.417	0	0	0	0
Petruzzi, Erica	21.00	0-0	1	0	0	0/0	0	0.2	3	2	2	0	1	1	0	0	.600	1	0	0	0
Totals	4.23	8-15	23	23	6	/0/	1	162.0	197	119	98	51	94	34	3	16	.291	5	15	6	16
Opponents	3.19	15-8	23	23	12	3/0	0	164.1	168	97	75	82	110	22	3	9	.263	12	15	3	24

PB — Team (5), Fletcher, D. 5, Opp (5). Pickoffs - Team (0), Opp (2). SBA/ATT — Fletcher, D. (11-14), Moore, L. (7-10), Fecho, L. (4-4).



BOILERMAKER SOFTBALL AT A GLANCE

<u>Year</u>	<u>Head Coach</u>	<u>Record</u>	<u>Big Ten (Finish)</u>	<u>Postseason</u>
1994	Carol Bruggeman	21-17-1	—	—
1995	Carol Bruggeman	23-31	8-20 (9th)	—
1996	Carol Bruggeman	36-21	12-11 (6th)	—
1997	Carol Bruggeman	41-25	14-12 (4th)	Big Ten Tournament
1998	Carol Bruggeman	29-30	8-16 (8th)	—
1999	Carol Bruggeman	30-26	9-14 (8th)	—
2000	Carol Bruggeman	33-28	6-10 (6th)	Big Ten Tournament
2001	Carol Bruggeman	34-24-1	9-11 (5th)	—
2002	Carol Bruggeman	33-26	3-14 (10th)	—
2003	Carol Bruggeman	34-27	5-13 (10th)	—
2004	Carol Bruggeman	32-25	5-14 (11th)	—
2005	Carol Bruggeman	34-24-1	10-10 (7th)	Big Ten Tournament
2006	Kim Maher	30-30	7-12 (9th)	—
2007	Kim Maher	33-32-1	10-9 (5th)	—
2008	Kim Maher	35-23	9-9 (5th)	NCAA Regionals
2009	Kim Maher	31-20	12-8 (6th)	NCAA Regional Champ. Gm
2010	Kim Maher	27-27	8-10 (6th)	—
2011	Kim Maher	30-18-2	8-9-1 (5th)	—
2012	Kim Maher	31-22	13-10 (T6th)	—
2013	Kim Maher	23-32	8-15 (T9th)	Big Ten Tournament
		620-508-6	164-227-1	

HISTORICAL DATES

March 5, 1994	— Purdue softball plays its inaugural game against Canisius College
March 6, 1994	— Purdue defeats UNC-Wilmington, 5-1, for the program's first win
March 22, 1995	— Purdue defeats Miami (Ohio), 3-2, for the first win at the Varsity Softball Complex
April 2, 1995	— Purdue defeats Iowa, 6-2, for the program's first Big Ten win
April 8, 1997	— Purdue defeats No. 8 Michigan, 3-1, for its first ever win over an opponent ranked in the Top 10. The team also defeated No. 8 Michigan State twice that season (April 19, April 20).
Feb. 7, 2009	— Purdue defeats No. 4 UCLA, marking the highest ranked foe ever defeated by the Boilermaker program.
Feb. 10, 2009	— Purdue has receives its first ever national ranking as the No. 23 team in the ESPN.com/USA Today Top 25 Poll.

MILESTONE WINS

March 26, 1997	— #100; Purdue 3, Ball State 1
March 31, 2000	— #200; Purdue 3, Michigan State 0
March 26, 2003	— #300; Purdue 8, Loyola-Chicago 0
April 1, 2006	— #400; Purdue 3, Penn State 1
April 16, 2009	— #500; Purdue 7, Valparaiso 1
Feb. 15, 2013	— #600; Purdue 2, Utah State 1

PURDUE BY THE NUMBERS

1

NFCA All-American

2

NCAA Regional Appearances

6

Academic All-Americans

15

Number of no-hitters thrown by Purdue pitchers

20

Number of seasons of Purdue softball

32

All-Mideast Region Selections

39

Big Ten Player of the Week/
Pitcher of the Week/
Freshman of the Week selections

41

All-Big Ten selections

129

Academic All-Big Ten selections

137

Student-athletes who have played
in at least one Purdue game, 1994-2013

144

Stolen bases during 2010 season;
setting school record and leading the nation

187

games against ranked opponents

620

Wins in program history

ALL-TIME ROSTER



— A —

Absher, Katie (OF)	2002-03-04-05
Alcocer, Dana (P)	2008-09
Alexander, Jenna (C/OF)	2007-08-09-10
Allen, Kristen	2010
Allum, Elizabeth (OF)	2007-08-09-10
<i>Andrew, Paris (INF)</i>	2013
Antey, Shellie (C)	1994
Austin, Nicole (UT)	2001

— B —

Baker, Brooke (P)	2004-05-06-07
Barnett, Jenny (SS/3B)	1996-97-98-99
Barr, Ashley (OF)	2007-08-09-10
Billen, Kristin (1B)	1996-97-98-99
Blades, Michelle (OF)	1994
Blasnick, Jennifer (SS/DP)	1994-95-96-97
Boland, Kristie (3B)	1996-97-98-99
Bottino, Laura (SS)	1995, 97-98
Bowles, Kirsten (1B)	1994-95-96
<i>Brown, Gabi (OF)</i>	2012-13
Buergler, Cheryl (OF)	2003-04
Burke, Leighann (P)	2000-01-02-03
<i>Burkhardt, Ashley (INF)</i>	2012-13
Burns, Melissa (P)	2005-06
Butcher, Amy (2B)	2007-08

— C —

<i>Chiodo, Tori (INF)</i>	2011-12-13
Cinadr, Beth (OF)	2008-09
Conger, Ali (P)	2012
Courtney, Ashley (INF)	2010-11-12-13
Crabtree, Katie (3B/SS)	1999-00-01-02
Crawford, Jacki (OF)	1995-96-97-98
Crouse, Nicole (P)	1999-00-01-02
Curtis, Candace (SS)	2006-07-08-09

— D —

Davie, Chrissy (OF)	1999-00-01-02
Dennis, Kimberly (2B/3B)	1995-96
Denny, Susan (C)	1994-95-96-97
Deno, Jenny (P)	1995-96-97-98
Devich, Lauren (INF)	2003-04-05-06
DiDomenico, Ashley (P)	2007-08-09
Dooley, Meagan (P)	1999-00-01-02
Dum, Jamie (OF)	2004-05

— E —

Eberhardt, Traci (3B)	1995
-----------------------	------

— F —

Falzon, Staci (OF)	2003-04-05-06
<i>Fecho, Lilly (P)</i>	2013
<i>Fletcher, Danielle (C/INF)</i>	2011-12-13
Fortune, Katie (1B/3B)	2004-05-06
Foster, Heidi (1B)	2000-01-02-03
Fountain, Stacy (UT)	1994
Fridley, DeLayne (OF)	1994

— G —

Garst, Molly (OF)	2009-10-11-12
Gingerich, Aimee	2010-11
<i>Gooding, Mary (INF)</i>	2013
Grams, Sarah (P)	2007
<i>Grant, Lauren (P/INF)</i>	2011-12-13

— H —

Hackney, Katie (P)	2009-10-11-12
Hall, Ashley (INF/OF)	2005-06-07-08
Hall, Sara (C/DP)	2001-02
Hauptert, Kelsey (1B)	2007-08
Hendrix, Stephanie (OF)	1995
Hensley, Briana (OF)	2000-01
Hillsey, Andrea (2B/SS)	2002-03-04-05
Hinderliter, Christine (UT)	1999
Horiuchi, Liane (SS/2B)	2008*-09-10
Hostetler, Karen (OF)	1994
Humphrey, Sarah (SS)	1999

— I —

Inman, Crystal (P)	1997-98-99-00
Ishida, Gina (UT)	1996
Ishida, Joy (2B)	1999

— J —

Jackson, Deana (P)	1994
Johnson, DaQueta (OF)	2004-05-06-07
Jones, Jesse (3B/C)	2000-01-02-03

— K —

Killer, Sarah (P)	2007-08
Knight, Angela (OF)	2001-02-03-04
<i>Koorsen, Alyssa (INF)</i>	2012-13
Kovanis, Courtney (OF)	2002-03
Krammer, Shelby (C)	2008-09-10-11
Krcelich, Tiffany (OF)	2005-06

— L —

LaRiva, Diana (P)	2003-04-05-06
Lilley, Tricia (SS)	2003-04-05-06
Lippold, Traci (OF)	2007

— M —

Maher, Danica (C)	1997-98-99-00
Malsch, Valerie (OF)	1995
Manduca, Nicci (C/OF)	1995-96
Markert, Jenn (P)	1995-96
Martin, Laura (1B/DP)	2000-01-02-03
Martino, Jaime (P)	1995-96-97-98
McMillan, Kim (INF)	2011
Meister, Jody (OF)	1994-95-96-97
Mercier, Sam (2B)	1996-97-98-99
Messer, Shelli (P/3B)	2002-03-04-05
Miller, Kelly (2B/SS)	2006-07-08-09
Mitchell, Katie (INF)	2006-07-08-09
<i>Monchek, Maia (OF)</i>	2010-11*-12-13
<i>Moore, Lexy (P)</i>	2012-13
Morfoot, Colleen (OF)	1994
Morgan, Jessica (UT)	2010
Morgan, Kristin (INF/C)	2011-12-13
Myers, Angie (1B/SS)	1994-95-96

— N —

Nice, Danika (2B)	1999-00-01
Nixon, Shahara (OF)	1997-98-99-00

— P —

Palmer, Tara (C)	2005-06-07-08
<i>Parsons, CJ (INF)</i>	2013
<i>Pavlick, MaryBeth (C)</i>	2011-12-13
Paxson, Jill (OF)	2000-01
<i>Pencek, Sydney</i>	2013
Peterson, Erika (C)	2004-05-06-07
Petruzzi, Erika (P/OF)	2010-11-12-13
Pinter, Yvette (C/P)	1994
Poe, Michelle (UT)	2014
Povlitz, Keely (C)	1998-99-00-01

— R —

<i>Rains, Lindsey (OF)</i>	2011-12-13
Ranieri, Sarah (INF)	2011
Rice, Julia (P)	2010-11
Roembke, Angi (OF)	2000-01-02-03
Roush, Andrea (OF/UT)	2000-01-02-03
Rzegocki, Suzie (P)	2008-09-10-11

— S —

Schell, Kristen (C/1B)	2003-04-05-06
Scheve, Sheryl (P)	1996-97-98
Schoen, Jenny (OF)	1995-96-97-98
Smart, Mandy (OF)	1996-97-98-99
Spack, Alicia (INF/OF)	2007-08-09
Stall, Tanya (OF)	1994-95-96-97
Stanovsky, Lauren (INF)	2006
Stone, Becky (1B/OF)	2003-04-05-06
Stratten, Kaity (1B/DP)	2007-08-09
Streed, Holly (2B)	2001
Szany, Denise (DP/1B)	1998-99

— T —

Teranishi, Cheri (OF)	1994-95
Tortorelli, Lynne (OF)	1998-99-00-01
Trauger, Christina (OF)	2006-07-08-09

— V —

<i>Varsho, Andie (OF)</i>	2011-12-13
---------------------------	------------

— W —

Wastl, Nicole (INF)	2005
Whitmore, Shannon (1B)	1995-96
<i>Whittemore, Alex (P)</i>	2012-13
Wilson, Alicia (INF)	2012

— Y —

Yates, Kayla (INF)	2010
--------------------	------

— Z —

Zaworski, Catherine (C/OF)	2004-05-06-07
----------------------------	---------------

italics denotes on 2014 roster.

* - denotes redshirt year.

Years listed are years in which a letter was earned.



ALL-TIME UNIFORM NUMBERS

1

Lisa Chacon	1995
Samantha Mercier	1996-97-98-99
Angi Roembke	2000-01-02-03
Katie Absher	2004-05
Kelly Miller	2006-07-08-09
<i>Gabi Brown</i>	2012-13

2

Stephanie Hendrix	1995
Gina Ishida	1996
Laura Martin	2001*
Ashley DiDomenico	2007-08-09
Sarah Ranieri	2011
<i>Lexy Moore</i>	2012-13

3

Jennifer Blasnick	1994-95-96-97
Danika Nice	1998-99-00-01
Becky Stone	2003-04-05-06
Suzie Rzegocki	2008-09-10-11
Alicia Wilson	2012
<i>CJ Parsons</i>	2013

4

Cheri Teranishi	1994-95
Jaime Martino	1997-98
Andrea Roush	1999-00-01-02-03
Melissa Burns	2005-06
Molly Garst	2009-10-11-12
<i>Lauren Grant</i>	2013

5

Karen Hostetler	1994
Jacki Crawford	1995-96-97-98
Meagan Dooley	1999-00-01-02
Diana LaRiva	2003-04-05-06
Ashley Barr	2007-08-09-10
Lauren Grant	2011-12

6

Laura Bottino	1995-96-97-98
Nicole Crouse	1999-00-01-02
Kristen Schell	2003-04-05-06
Kaity Stratten	2007-08-09
Erika Petruzzi	2010-11-12-13

7

Jody Meister	1994-95-96-97
Katie Crabtree	1999-00-01-02
Tricia Lilley	2003-04-05-06
Sarah Killer	2007-08
Julia Rice	2010-11
<i>Mary Gooding</i>	2013

8

Amy Butcher	2007-08
Kristen Allen	2010
Ali Conger	2012

9

Deana Jackson	1994
Kimberly Dennis	1995-96
Heidi Foster	2000-01-02-03
Lauren Devich	2004-05-06
Shelby Krammer	2008-09-10-11
Alyssa Koorsen	2012
<i>Paris Andrew</i>	2013

10

Jenny Schoen	1995-96-97-98
Christine Hinderliter	1999
Leighann Burke	2000-01-02-03
Brooke Baker	2004-05-06-07
Aimee Gingerich	2010-11
<i>Lindsey Rains</i>	2012-13

11

DeLayne Fridley	1994
Jenn Markert	1995-96
Danica Maher	1997-98-99-00
Sara Hall	2001-02-03
Katie Fortune	2004-05-06
Jenna Alexander	2007-08-09-10
Lindsey Rains	2011

12

Nicci Manduca	1995-96
Chrissy Davie	1999-00-01-02
Cheryl Buegler	2003-04
Sarah Grams	2007
Beth Cinadr	2008-09
Kayla Yates	2010
Kristin Morgan	2011-12-13

13

Laura Martin	2000-01*-02-03
Jamie Dum	2004-05
Elizabeth Allum	2007-08-09-10
<i>Ashley Burkhardt</i>	2012-13

14

Susan Denny	1994-95-96-97
Joy Ishida	1999
Holly Streed	2001
Katie Absher	2002-03
Christina Trauger	2006-07-08-09
<i>Maia Monchek</i>	2010-11*-12-13

ALL-TIME UNIFORM NUMBERS



15

Lynne Tortorelli	1998-99-00-01
Shelli Messer	2002-03-04-05
Katie Mitchell	2006-07-08-09
<i>Andie Varsho</i>	<i>2011-12-13</i>

17

Tanya Stall	1994-95-96-97
Keely Povlitz	1998-99-00-01
Erika Peterson	2004-05-06-07
Jessica Morgan	2010
Kim McMillan	2011

20

Michelle Blades	1994
Valerie Malsch	1995
Jenny Barnett	1996-97-98-99
Staci Falzon	2003-04-05-06
Alicia Spack	2007-08-09
Ashley Courtney	2010-11-12-13

21

Angie Myers	1994-95-96
Shahara "Skeeter" Nixon	1997-98-99-00
Nicole Austin	2001
Lauren Devich	2003
Catherine Zaworski	2004-05-06-07
Dana Alcocer	2008-09
<i>Alex Whittemore</i>	<i>2012-13</i>

22

Sarah Humphrey	1999
Briana Hensley	2000-01
Courtney Kovanis	2002-03
Tiffany Krcelich	2005-06
Traci Lippold	2007
Liane Horiuchi	2008-09-10
<i>Tori Chiodo</i>	<i>2011-12-13</i>

23

Stacy Fountain	1994-95
Mandy Smart	1996-97-98-99
Angela Knight	2001-02-03-04
Ashley Hall	2005-06-07-08
Katie Hackney	2009-10-11-12
<i>Alyssa Koorsen</i>	<i>2013</i>

24

Traci Eberhardt	1995
Kristie Boland	1996-97-98-99
Jill Paxson	2000-01
Andrea Hillsey	2002-03-04-05
Candace Curtis	2006-07-08-09
<i>MaryBeth Pavlick</i>	<i>2011-12-13</i>

25

Jenny Deno	1995-96-97-98
Jessica Jones	2000-01-02-03
DaQueta Johnson	2004-05-06-07
<i>Danielle Fletcher</i>	<i>2011-12-13</i>

26

Nikki Patton	1994
--------------	------

27

Yvette Pinter	1994
Shannon Whitmore	1995
Kristin Billen	1996-97-98-99
Nicole Wastl	2005
Lauren Stanovsky	2006
Kelsey Hauptert	2007-08
<i>Sydney Pencek</i>	<i>2013</i>

31

Kirsten Bowles	1994-95-96
Crystal Inman	1997-98-99-00
Tara Palmer	2005-06-07-08
<i>Lilly Fecho</i>	<i>2013</i>

33

Shellie Antey	1994
Sheryl Scheve	1995-96-97-98

44

Jaime Martino	1995-96
Denise Szany	1997-98-99

Inside the Numbers

Uniform numbers issued	27
Purdue players	137
Most-worn uniform numbers	9, 11, 12, 21, 22, 27
Total numbers on inaugural team	14



ATHLETIC HONORS

NFCA ALL-AMERICA

2003 Andrea Hillsey 1st team 2B

ALL-MIDEAST REGION

1994 Jennifer Blasnick 2nd team INF
 1995 Jenny Schoen 1st team OF
 1996 Susan Denny 1st team C
 Jennifer Blasnick 2nd team DP
 Sam Mercier 2nd team INF
 Angie Myers 2nd team UT
 1997 Sheryl Scheve 1st team P
 Jenny Schoen 1st team OF
 1998 Kristie Boland 2nd team INF
 Jenny Schoen 2nd team OF
 Denise Szany 2nd team UT
 1999 Katie Crabtree 1st team INF
 Sam Mercier 2nd team INF
 2000 Jesse Jones 1st team INF
 Katie Crabtree 2nd team INF
 2001 Andrea Roush 2nd team OF
 Heidi Foster 2nd team INF
 2002 Heidi Foster 2nd team 1B
 Angi Roembke 2nd team OF
 2003 Heidi Foster 1st team 1B
 Andrea Hillsey 1st team 2B
 2005 Andrea Hillsey 1st team 2B
 Shelli Messer 1st team 3B
 2007 Ashley Hall 1st team 3B
 Katie Mitchell 1st team DP
 2008 Candace Curtis 2nd team SS
 Ashley Hall 2nd team 3B
 Kelsey Hauptert 2nd team 1B
 Kelly Miller 2nd team 2B
 2010 Molly Garst 1st team 3B
 2011 Andie Varsho 1st team OF
 2013 Ashley Burkhardt 1st team INF
 Andie Varsho 1st team OF

ALL-BIG TEN

1995 Susan Denny 2nd team C
 Jenny Schoen 2nd team OF
 1996 Jenn Markert 1st team P
 Sam Mercier 2nd team 2B
 Mandy Smart 2nd team OF
 1997 Jennifer Blasnick 1st team UT
 Jenny Schoen 1st team OF
 Sam Mercier 2nd team 2B
 Sheryl Scheve 2nd team P
 1998 Sam Mercier 2nd team INF
 Sheryl Scheve 2nd team P
 Denise Szany 2nd team UT
 1999 Sam Mercier 3rd team 2B
 2001 Katie Crabtree 1st team SS
 Heidi Foster 1st team 1B
 Andrea Roush 1st team OF
 2002 Angi Roembke 2nd team OF
 2003 Heidi Foster 3rd team 1B
 Jesse Jones 3rd team UT
 Andrea Hillsey 1st team 2B
 2004 Angela Knight 2nd team RF
 2005 Andrea Hillsey 2nd team 2B
 Shelli Messer 2nd team 3B

2007 Ashley Hall 1st team 3B
 Katie Mitchell 1st team DP
 Brooke Baker 3rd team P
 2008 Jenna Alexander 3rd team C
 Kelly Miller 3rd team 2B
 Suzie Rzegocki 3rd team P
 2009 Liane Horiuchi 2nd team 3B
 Molly Garst 2nd team UT
 Jenna Alexander 3rd team C
 Suzie Rzegocki 3rd team P
 2010 Molly Garst 2nd Team 3B
 Liane Horiuchi 3rd Team SS
 2011 Lindsey Rains 1st Team OF
 Lauren Grant 3rd Team UT
 Andie Varsho 3rd Team OF
 2012 Ashley Courtney 3rd Team 1B
 2013 Andie Varsho 1st Team OF
 Maia Monchek 2nd Team OF

BIG TEN PLAYER OF THE WEEK

1997 April 13 Kristie Boland (3B)
 April 21 Jenn Blasnick (SS/DP)
 April 27 Jenny Schoen (CF)
 1999 April 20 Denise Szany (DP/1B)
 2002 March 6 Andrea Hillsey (2B)
 2003 March 25 Tricia Lilley (SS)
 2004 Feb. 24 DaQueta Johnson (OF)
 2005 Feb. 15 Andrea Hillsey (2B)
 Feb. 22 DaQueta Johnson (OF)
 March 14 Andrea Hillsey (2B)
 2006 Feb. 28 Tiffany Krcelich (OF)
 2007 April 16 Ashley Hall (3B)
 2008 April 7 Jenna Alexander (C)
 2009 May 11 Candace Curtis (SS)
 2010 May 3 Molly Garst (3B)
 2011 March 14 Andie Varsho (OF)
 2012 Feb. 20 Lindsey Rains (OF)
 Feb. 27 Molly Garst (SS)

BIG TEN PITCHER OF THE WEEK

1998 April 14 Sheryl Scheve
 2003 March 25 Leighann Burke
 2004 March 29 Brooke Baker
 2005 Feb. 15 Diana LaRiva
 March 14 Diana LaRiva
 April 25 Diana LaRiva
 2006 Feb. 14 Diana LaRiva
 2007 April 16 Brooke Baker
 2009 Feb. 9 Dana Alcocer
 March 9 Suzie Rzegocki
 2010 May 3 Suzie Rzegocki
 2011 Feb. 28 Suzie Rzegocki
 2012 April 2 Lexy Moore
 2013 April 15 Lilly Fecho

BIG TEN FRESHMAN OF THE WEEK

2011 Feb. 14 Andie Varsho (OF)
 Feb. 28 Kim McMillan (1B)
 March 14 Andie Varsho (OF)
 March 28 Andie Varsho (OF)
 April 18 Andie Varsho (OF)
 2012 April 2 Lexy Moore (P)

BIG TEN SPORTSMANSHIP AWARD

2003 Angi Roembke
 2004 Angela Knight
 2006 Becky Stone
 2007 Erika Peterson
 2008 Tara Palmer
 2010 Ashley Barr
 2011 Lindsey Rains
 2012 Ashley Courtney
 2013 Ashley Courtney

BIG TEN MEDAL OF HONOR

2005 Andrea Hillsey

BOILERMAKER TEAM CAPTAINS

1994 Michelle Blades OF
 Deana Jackson P
 1995 Kirsten Bowles INF
 Angie Myers INF
 Tanya Stall OF
 1996 Kim Dennis INF
 Nicci Manduca UT
 Angie Myers INF
 1997 Susan Denny C
 Sam Mercier 2B
 Jenny Schoen OF
 1998 Kristin Billen 1B
 Sam Mercier 2B
 Jenny Schoen OF
 1999 Kristin Billen 1B
 Sam Mercier 2B
 2000 Danica Maher C
 Shahara Nixon OF
 Lynne Tortorelli OF
 2001 Katie Crabtree SS
 Danika Nice 2B
 Lynne Tortorelli OF
 2002 Katie Crabtree SS
 Jesse Jones 3B/C
 2003 Heidi Foster 1B
 Andrea Hillsey 2B
 Jesse Jones 3B/C
 2004 Andrea Hillsey 2B
 Angela Knight OF
 2005 Katie Absher OF
 Andrea Hillsey 2B



ACADEMIC ALL-AMERICANS



Jenny Schoen

GTE Academic All-America
1st Team, 1998



Mandy Smart

GTE Academic All-America
2nd Team, 1999



Lynne Tortorelli

GTE Academic All-America
3rd Team, 2001



Andrea Hillsey

GTE Academic All-America
3rd Team, 2003



Tricia Lilley

ESPN The Magazine
Academic All-America
3rd Team, 2006



Andie Varsho

Capitol One
Academic All-America
3rd Team, 2013

ACADEMIC ALL-DISTRICT V

- 1996 Jenny Schoen, 1st team
- 1997 Susan Denny, 1st team
- 1998 Jenny Schoen, 1st team
- 1999 Mandy Smart, 1st team
- 2001 Lynne Tortorelli, 1st team
Leighann Burke, 1st team
- 2003 Andrea Hillsey, 1st team
Leighann Burke, 2nd team
- 2004 Tricia Lilley, 1st team
- 2006 Tricia Lilley, 1st team
- 2007 Katie Mitchell, 1st team
- 2009 Liane Horiuchi, 1st team
Candace Curtis, 2nd team
- 2010 Liane Horiuchi, 1st team
- 2011 Molly Garst, 2nd team
Shelby Krammer, 2nd team
- 2012 Molly Garst, 1st Team
- 2013 Andie Varsho, 1st Team
Erika Petruzzi, 2nd Team

ACADEMIC ALL-BIG TEN

- 1994 Shelly Antey; Yvette Pinter
- 1995 Jennifer Blasnick; Susan Denny
Jody Meister; Cheri Teranishi
- 1996 Jennifer Blasnick; Kim Dennis
Jaime Martino; Jody Meister
Jenny Schoen; Shannon Whitmore
- 1997 Kristin Billen; Jennifer Blasnick
Kristie Boland; Susan Denny
Jaime Martino; Jody Meister
Jenny Schoen; Mandy Smart
- 1998 Kristin Billen; Kristie Boland
Jacki Crawford; Jaime Martino
Shahara Nixon; Jenny Schoen
Mandy Smart
- 1999 Kristin Billen; Danica Maher
Mandy Smart; Lynne Tortorelli
- 2000 Nicole Crouse; Crystal Inman
Danica Maher; Danika Nice
Shahara Nixon; Lynne Tortorelli
- 2001 Leighann Burke; Nicole Crouse
Danika Nice; Jill Paxson
Lynne Tortorelli
- 2002 Leighann Burke; Nicole Crouse
Jesse Jones; Angela Knight
Laura Martin
- 2003 Katie Absher; Leighann Burke
Andrea Hillsey; Jesse Jones
Angela Knight; Shelli Messer
- 2004 Katie Absher; Lauren Devich
Andrea Hillsey; Angela Knight
Diana LaRiva; Tricia Lilley
Shelli Messer; Becky Stone
- 2005 Katie Absher; Lauren Devich
Jamie Dum; Andrea Hillsey
Diana LaRiva; Tricia Lilley
Shelli Messer; Erika Peterson;
Becky Stone; Catherine Zaworski
- 2006 Lauren Devich; Diana LaRiva
Tricia Lilley; Erika Peterson
Becky Stone; Catherine Zaworski
- 2007 Candace Curtis; Katie Mitchell
Erika Peterson; Catherine Zaworski
- 2008 Jenna Alexander; Liz Allum
Candace Curtis; Sarah Killer
Katie Mitchell; Alicia Spack
Kaity Stratten.
- 2009 Jenna Alexander; Liz Allum
Candace Curtis; Liane Horiuchi
Shelby Krammer; Kelly Miller
Katie Mitchell; Alicia Spack
Kaity Stratten
- 2010 Jenna Alexander; Liz Allum
Molly Garst; Katie Hackney
Liane Horiuchi; Shelby Krammer
- 2011 Ashley Courtney; Molly Garst
Katie Hackney; Shelby Krammer
Erika Petruzzi; Suzie Rzegocki
- 2012 Ashley Courtney; Danielle Fletcher;
Molly Garst; Katie Hackney;
Maia Monchek; Kristin Morgan;
MaryBeth Pavlick; Erika Petruzzi;
Andie Varsho
- 2013 Tori Chiodo; Ashley Courtney;
Danielle Fletcher; Alyssa Koorsen;
Maia Monchek; Lexi Moore;
Kristin Morgan; MaryBeth Pavlick;
Erika Petruzzi; Lindsey Rains;
Andie Varsho



TEAM HONORS

MOST VALUABLE PLAYER

1994	Susan Denny	C
1995	Susan Denny	C
1996	Jenn Markert	P
1997	Sam Mercier	2B
	Sheryl Scheve	P
	Jenny Schoen	OF
1998	Sam Mercier	2B
1999	Sam Mercier	2B
	Denise Szany	UT
2000	Katie Crabtree	SS
2001	Katie Crabtree	SS
	Heidi Foster	1B
2002	Katie Crabtree	SS
	Angi Roembke	OF
	Andrea Hillsey	INF
2003	Andrea Hillsey	2B
2004	Angela Knight	OF
2005	Andrea Hillsey	2B
2007	Brooke Baker	P
2008	Candace Curtis	SS

BEST OFFENSIVE PLAYER

1994	Jennifer Blasnick	INF
1995	Susan Denny	C
	Jenny Schoen	OF
1996	Susan Denny	C
	Angie Myers	INF
1997	Jennifer Blasnick	INF
	Jenny Schoen	OF
1998	Sam Mercier	2B
	Denise Szany	UT
1999	Katie Crabtree	3B
	Denise Szany	UT
2000	Katie Crabtree	SS
2001	Katie Crabtree	SS
	Heidi Foster	1B
	Andrea Roush	OF
2002	Angi Roembke	OF
	Katie Crabtree	SS
2003	Andrea Hillsey	2B
2004	Tricia Lilley	SS
2005	Andrea Hillsey	2B
	Shelli Messer	3B

BEST DEFENSIVE PLAYER

1994	Angie Myers	INF
1995	Angie Myers	INF
1996	Sam Mercier	2B
1997	Sam Mercier	2B
1998	Shahara Nixon	OF
	Jenny Schoen	OF
	Mandy Smart	OF
1999	Sam Mercier	2B
2000	Heidi Foster	1B
2001	Lynne Tortorelli	OF
2002	Andrea Hillsey	INF
	Heidi Foster	1B
2003	Heidi Foster	1B
	Jesse Jones	3B/C
2004	Erika Peterson	C
2005	Andrea Hillsey	2B
	Erika Peterson	C

MOST OUTSTANDING PITCHER

1994	Deana Jackson
1995	Jenn Markert
1996	Jenn Markert
1997	Sheryl Scheve
1998	Sheryl Scheve
1999	Nicole Crouse
2000	Meagan Dooley
2001	Leighann Burke
2002	Nicole Crouse
2003	Leighann Burke
2004	Brooke Baker
	Diana LaRiva
2005	Brooke Baker
	Diana LaRiva

MOST IMPROVED PLAYER

1994	Kirsten Bowles	1B
	Jody Meister	OF
1995	Laura Bottino	SS
1996	Nicci Manduca	UT
1997	Jenny Deno	P
1998	Shahara Nixon	OF
1999	Lynne Tortorelli	OF
2000	Crystal Inman	P
2001	Angi Roembke	OF
2002	Angela Knight	OF
2003	Katie Absher	DP/OF
2004	Staci Falzon	OF
	Shelli Messer	3B
2005	Becky Stone	1B

MAKE-IT-HAPPEN AWARD

1994	Michelle Blades	OF
1995	Nicci Manduca	UT
1996	Angie Myers	INF
1997	Sam Mercier	2B
1998	Jacki Crawford	OF
1999	Kristin Billen	1B
2000	Shahara Nixon	OF
2001	Keely Povlitz	C
	Lynne Tortorelli	OF
2002	Jesse Jones	3B/C
2003	Angi Roembke	LF
2004	Angela Knight	RF
2005	Andrea Hillsey	2B

RED MACKEY AWARD

1994	Deana Jackson
1995	none
1996	Angie Myers
1997	Jody Meister
1998	Jaime Martino
1999	Kristen Billen
2000	Shahara Nixon
2001	Keely Povlitz
2002	Nicole Crouse
2003	Angi Roembke
2004	Angela Knight
2005	Andrea Hillsey

2007 TEAM AWARDS

Team Challenge Winners	Team Heart
	<i>Hauptert, Barr, Curtis, Stratten, Peterson</i>
Heart of a Champion	Catherine Zaworski
Coaches' Award	Tara Palmer
Unsung Hero	Erika Peterson
Hustle Award	Kelly Miller
Most Valuable Player	Brooke Baker

2008 TEAM AWARDS

Team Challenge Winners	Team Ferocity
	<i>Alcocer, Alexander, Barr, Palmer, Rzegocki</i>
Heart of a Champion	Kelly Miller
Coaches' Award	Sarah Killer
Unsung Hero	Tara Palmer
Hustle Award	Amy Butcher
Most Valuable Player	Candace Curtis

2009 TEAM AWARDS

Team Challenge Winners	Team Ikaika
	<i>Curtis, Horiuchi, Spack</i>
Heart of a Champion	Jenna Alexander
Coaches' Award	Alicia Spack
Unsung Hero	Liz Allum
Offensive MVP	Liane Horiuchi
Defensive MVP	Suzie Rzegocki

2010 TEAM AWARDS

Coaches' Award	Jenna Alexander
Heart of a Champion	Ashley Courtney
Hustle Award	Ashley Barr
Unsung Hero	Liz Allum
Golden Glove	Liane Horiuchi
Offensive MVP	Molly Garst
Defensive MVP	Suzie Rzegocki

2011 TEAM AWARDS

Coaches' Award	Lindsey Rains
Heart of a Champion	Ashley Courtney
Unsung Hero	MaryBeth Pavlick
Offensive MVP	Lindsey Rains;
	Andie Varsho
Defensive MVP	Suzie Rzegocki

2012 TEAM AWARDS

Coaches' Award	Danielle Fletcher
Heart of a Champion	Ashley Courtney
Hustle Award	Lindsey Rains
Unsung Hero	MaryBeth Pavlick
Offensive Co-MVPs	Ashley Courtney;
	Molly Garst
Defensive MVP	Lexy Moore

2013 TEAM AWARDS

Coaches' Award	Ashley Courtney
Heart of a Champion	CJ Parsons
Unsung Hero	MaryBeth Pavlick
Offensive MVP	Andie Varsho
Defensive MVP	Lindsey Rains

ALL-TIME BATTERS REGISTER



Katie Absher • OF • L/R • Puyallup, Wash. • Cascade Christian High School

	AVG	GP-GS	AB	R	H	2B	3B	HR	RBI	BB	SO	TB	SH	SF	HBP	SB-ATT	OBP	SLG	PO	A	E	FLD
2002	.143	45-1	14	14	2	0	0	0	0	1	3	2	0	0	0	2-2	.200	.143	1	0	1	.500
2003	.214	50-6	28	7	6	0	0	0	0	0	12	6	1	0	0	6-8	.214	.214	1	0	0	1.000
2004	.221	57-54	136	18	30	0	0	0	3	8	21	30	10	0	0	10-12	.264	.221	43	5	5	.906
2005	.277	59-59	137	19	38	2	0	0	6	14	22	40	7	0	1	9-14	.349	.292	45	8	2	.964
Totals	.241	211-120	315	58	76	2	0	0	9	23	58	78	18	0	0	27-36	.278	.248	90	13	8	.928

Jenna Alexander • C/OF • R/R • Rancho Murieta, Calif. • Elk Grove High School

	AVG	GP-GS	AB	R	H	2B	3B	HR	RBI	BB	SO	TB	SH	SF	HBP	SB-ATT	OBP	SLG	PO	A	E	FLD
2007	.243	57-56	144	8	35	9	0	3	26	18	30	53	7	1	4	2-2	.341	.368	49	5	4	.931
2008	.268	48-45	97	9	26	6	0	2	7	10	9	38	9	1	9	0-0	.385	.392	198	24	6	.974
2009	.260	50-46	123	11	32	8	0	2	23	10	13	46	6	2	6	2-3	.340	.374	182	15	2	.990
2010	.268	54-54	142	19	38	6	0	5	27	24	11	59	8	2	11	6-7	.408	.415	293	30	2	.994
Totals	.259	209-201	506	47	131	29	0	12	83	62	63	196	30	6	30	10-12	.369	.387	722	74	14	.983

Kristen Allen • 2B • L/R • Arlington, Wash. • Arlington High School

	AVG	GP-GS	AB	R	H	2B	3B	HR	RBI	BB	SO	TB	SH	SF	HBP	SB-ATT	OBP	SLG	PO	A	E	FLD
2010	.188	45-40	101	21	19	2	1	2	9	13	24	29	7	0	1	7-8	.287	.287	164	49	9	.959

Elizabeth Allum • OF • R/R • College Station, Texas. • A&M Consolidated High School

	AVG	GP-GS	AB	R	H	2B	3B	HR	RBI	BB	SO	TB	SH	SF	HBP	SB-ATT	OBP	SLG	PO	A	E	FLD
2007	.000	3-0	2	0	0	0	0	0	0	1	0	0	0	0	0	0-0	.333	.000	0	0	0	.000
2008	.000	6-2	6	0	0	0	0	0	0	0	1	0	1	0	0	0-0	.000	.000	3	0	0	1.000
2009	.000	5-0	5	0	0	0	0	0	0	0	3	0	0	0	0	0-0	.000	.000	0	0	0	.000
2010	.236	37-31	72	10	17	1	0	3	6	9	22	27	7	1	5	1-3	.356	.375	17	1	1	.947
Totals	.200	51-33	85	10	17	1	0	3	6	10	26	27	8	1	5	1-3	.317	.318	20	1	1	.955

Paris Andrew • INF • L/R • Modesto, Calif. • Modesto Christian

	AVG	GP-GS	AB	R	H	2B	3B	HR	RBI	BB	SO	TB	SH	SF	HBP	SB-ATT	OBP	SLG	PO	A	E	FLD
2013	.211	44-40	114	17	24	3	0	1	15	30	14	30	4	0	4	9-11	.313	.263	54	68	12	.910

Shellie Antey • C • R/R • Newburgh, Ind. • Castle High School

	AVG	GP-GS	AB	R	H	2B	3B	HR	RBI	BB	SO	TB	SH	SF	HBP	SB-ATT	OBP	SLG	PO	A	E	FLD
1994	.051	22	39	1	2	0	0	0	2	4	12	2	2	1	0	0-1	.136	.051	12	25	2	.949

Nicole Austin • UT • R/R • Martinsville, Ind. • Martinsville High School

	AVG	GP-GS	AB	R	H	2B	3B	HR	RBI	BB	SO	TB	SH	SF	HBP	SB-ATT	OBP	SLG	PO	A	E	FLD
2001	.125	42-12	32	8	4	0	0	0	2	1	10	4	1	0	1	7-10	.176	.125	17	22	2	.951

Jenny Barnett • SS/3B • R/R • Waterloo, Ind. • DeKalb High School

	AVG	GP-GS	AB	R	H	2B	3B	HR	RBI	BB	SO	TB	SH	SF	HBP	SB-ATT	OBP	SLG	PO	A	E	FLD
1996	.083	8-3	12	3	1	1	0	0	0	2	4	2	0	0	0	0-0	.214	.167	1	0	1	.500
1997	.196	34-18	51	5	10	0	0	0	1	4	15	10	0	0	0	0-0	.255	.196	20	40	5	.923
1998	.085	33-15	47	8	4	1	0	0	2	1	12	5	4	1	1	3-3	.120	.106	21	54	2	.974
1999	.232	53-51	138	19	32	7	1	1	20	7	35	44	2	1	2	7-7	.277	.319	60	148	29	.878
Totals	.190	128-87	248	35	47	9	1	1	23	14	66	61	6	2	3	10-10	.240	.246	102	242	37	.903

Ashley Barr • OF • L/R • Meridian, Idaho • Mountain View High School

	AVG	GP-GS	AB	R	H	2B	3B	HR	RBI	BB	SO	TB	SH	SF	HBP	SB-ATT	OBP	SLG	PO	A	E	FLD
2007	.246	65-60	175	27	43	4	0	0	11	12	44	47	13	0	1	11-15	.298	.269	60	5	4	.942
2008	.278	58-58	158	19	44	3	1	0	18	13	30	49	16	1	2	3-9	.339	.310	42	1	1	.977
2009	.211	48-45	123	15	26	2	0	0	7	9	29	28	6	1	1	8-9	.269	.228	39	1	2	.952
2010	.262	54-53	145	24	38	4	2	0	11	11	31	46	1	0	0	19-22	.314	.317	48	0	0	1.000
Totals	.251	225-216	601	85	151	13	3	0	47	45	134	170	36	2	4	41-55	.307	.283	189	7	7	.966

Kristin Billen • 1B • R/R • Manchester, Mo. • Parkway South High School

	AVG	GP-GS	AB	R	H	2B	3B	HR	RBI	BB	SO	TB	SH	SF	HBP	SB-ATT	OBP	SLG	PO	A	E	FLD
1996	.315	46-44	108	13	34	1	0	1	17	12	10	38	11	1	1	2-2	.385	.352	120	52	11	.940
1997	.211	66-66	166	10	35	6	0	1	18	12	18	44	12	0	0	0-1	.264	.265	423	36	10	.979
1998	.252	59-59	163	12	41	6	2	2	18	7	23	57	7	1	2	1-1	.289	.350	349	32	8	.979
1999	.288	50-50	153	12	44	5	0	0	23	8	16	49	5	2	1	0-0	.323	.320	479	26	11	.979
Totals	.261	221-219	590	47	154	18	2	4	76	39	67	188	35	4	4	3-4	.309	.319	1371	146	40	.974

Michelle Blades • OF • R/R • Bunker Hill, Ind. • Maconaquah High School

	AVG	GP-GS	AB	R	H	2B	3B	HR	RBI	BB	SO	TB	SH	SF	HBP	SB-ATT	OBP	SLG	PO	A	E	FLD
1994	.294	39	109	15	32	4	2	0	14	10	12	40	4	0	0	8-10	.353	.367	69	1	3	.959

Jennifer Blasnick • SS/DP • R/R • Whittier, Calif. • Pioneer High School

	AVG	GP-GS	AB	R	H	2B	3B	HR	RBI	BB	SO	TB	SH	SF	HBP	SB-ATT	OBP	SLG	PO	A	E	FLD
1994	.362	39	116	21	42	7	7	1	26	8	14	66	3	2	1	4-4	.402	.569	98	55	9	.944
1995	.255	54-52	157	11	40	11	1	2	19	13	18	59	2	3	0	4-6	.306	.376	127	70	19	.912
1996	.327	53-52	162	33	53	10	1	2	19	8	20	71	3	2	1	6-6	.358	.438	48	48	10	.906
1997	.342	66-62	193	24	66	12	1	6	27	10	24	98	2	1	1	7-10	.376	.508	8	6	1	.933
Totals	.320	212-166	628	89	201	40	10	11	91	39	76	294	10	8	3	21-26	.358	.468	372	179	39	.934



ALL-TIME BATTERS REGISTER

Kristie Boland • 3B • R/R • Valparaiso, Ind. • Valparaiso High School

	AVG	GP-GS	AB	R	H	2B	3B	HR	RBI	BB	SO	TB	SH	SF	HBP	SB-ATT	OBP	SLG	PQ	A	E	FLD
1996	.206	40-33	102	10	21	4	0	2	14	6	15	31	0	1	1	1-3	.255	.304	16	36	10	.839
1997	.311	59-53	151	15	47	5	1	5	29	11	23	69	3	0	5	2-3	.377	.457	41	94	18	.882
1998	.303	54-51	132	24	40	3	3	4	21	21	18	61	3	1	1	3-3	.400	.462	38	100	6	.958
1999	.241	17-6	29	1	7	1	0	0	4	1	6	8	1	0	2	0-0	.313	.276	0	0	0	—
Totals	.278	170-143	414	50	115	13	4	11	68	39	62	169	7	2	9	6-9	.351	.408	95	230	34	.905

Laura Bottino • SS • Joliet, Ill. • Central High School

	AVG	GP-GS	AB	R	H	2B	3B	HR	RBI	BB	SO	TB	SH	SF	HBP	SB-ATT	OBP	SLG	PQ	A	E	FLD
1995	.248	46-41	113	19	28	8	1	0	8	5	17	38	5	0	0	0-0	.280	.336	73	100	18	.906
1997	.263	63-59	156	22	41	6	1	2	17	13	27	55	6	1	0	1-3	.318	.353	99	115	14	.939
1998	.215	59-57	158	16	34	7	4	1	15	7	26	52	10	0	0	4-7	.248	.329	100	112	18	.922
Totals	.241	168-157	427	57	103	21	6	3	40	25	70	145	21	1	0	5-10	.283	.340	272	327	50	.923

Kirsten Bowles • 1B • L/L • Hobart, Ind. • Hobart High School

	AVG	GP-GS	AB	R	H	2B	3B	HR	RBI	BB	SO	TB	SH	SF	HBP	SB-ATT	OBP	SLG	PQ	A	E	FLD
1994	.342	38	114	15	39	9	1	0	22	3	17	50	4	1	1	3-5	.361	.439	235	13	3	.988
1995	.226	23-17	53	3	12	3	0	0	8	3	9	15	1	0	0	0-0	.268	.283	78	4	3	.965
1996	.083	8-2	12	0	1	0	0	0	3	0	1	1	0	0	0	0-0	.083	.083	15	0	0	1.000
Totals	.291	69-19	179	18	52	12	1	0	33	6	27	66	5	1	1	3-5	.316	.369	328	17	6	.983

Gabi Brown • OF • L/R • Land O'Lakes, Fla. • Wesley Chapel

	AVG	GP-GS	AB	R	H	2B	3B	HR	RBI	BB	SO	TB	SH	SF	HBP	SB-ATT	OBP	SLG	PQ	A	E	FLD
2012	.214	25-1	14	11	3	0	0	0	1	0	3	1	0	0	0	8-10	.214	.214	2	0	0	1.000
2013	.250	25-2	8	6	2	0	0	0	0	0	4	0	0	0	0	4-7	.250	.250	0	0	0	.000
Totals	.227	50-3	22	17	5	0	0	0	1	0	7	1	0	0	0	12-17	.227	.227	2	0	0	1.000

Cheryl Buergher • OF • R/R • Hobart, Ind. • Portage High School

	AVG	GP-GS	AB	R	H	2B	3B	HR	RBI	BB	SO	TB	SH	SF	HBP	SB-ATT	OBP	SLG	PQ	A	E	FLD
2003	.750	31-0	4	6	3	1	0	0	1	0	1	4	0	0	0	1-1	.750	1.000	2	0	0	1.000
2004	.235	42-6	17	5	4	0	0	0	3	1	5	4	1	0	0	1-2	.278	.235	7	0	1	.875
Totals	.333	73-6	21	11	7	1	0	0	4	1	6	8	1	0	0	2-3	.381	.364	9	0	1	.900

Leighann Burke • P • L/L • Lafayette, Ind. • Jefferson High School

	AVG	GP-GS	AB	R	H	2B	3B	HR	RBI	BB	SO	TB	SH	SF	HBP	SB-ATT	OBP	SLG	PQ	A	E	FLD
2002	.000	1-0	0	0	0	0	0	0	0	0	0	0	1	0	0	0-0	.000	.000	1	57	0	1.000
2003	1.000	49-34	1	0	1	0	0	0	0	0	0	1	0	0	0	0-0	1.000	.000	2	48	0	1.000
Totals	1.000	50-34	1	0	1	0	0	0	0	0	0	1	1	0	0	0-0	1.000	.000	3	105	0	1.000

Ashley Burkhardt • INF • L/R • Fort Wayne, Ind. • Bishop Dwenger

	AVG	GP-GS	AB	R	H	2B	3B	HR	RBI	BB	SO	TB	SH	SF	HBP	SB-ATT	OBP	SLG	PQ	A	E	FLD
2012	.271	47-44	133	18	36	3	2	1	18	2	15	46	1	0	0	2-3	.281	.346	101	81	14	.929
2013	.321	55-55	196	40	63	7	2	1	13	10	16	77	2	0	0	20-25	.354	.393	107	94	13	.939
Totals	.301	102-99	329	58	99	10	4	2	31	12	31	123	3	0	0	22-28	.326	.934	208	175	27	.934

Amy Butcher • 2B • L/R • Decatur, Ind. • Belmont High School

	AVG	GP-GS	AB	R	H	2B	3B	HR	RBI	BB	SO	TB	SH	SF	HBP	SB-ATT	OBP	SLG	PQ	A	E	FLD
2007	.000	34-0	0	15	0	0	0	0	0	0	0	0	0	0	1	4-7	1.000	.000	0	0	0	.000
2008	.000	31-0	1	11	0	0	0	0	0	1	0	0	1	0	0	1-2	.500	.000	0	0	0	.000
Totals	.000	65-0	1	26	0	0	0	0	0	1	0	0	1	0	1	5-9	.667	.000	0	0	0	.000

Tori Chiodo • 2B/3B • L/R • Sylmar, Calif. • Kennedy High School

	AVG	GP-GS	AB	R	H	2B	3B	HR	RBI	BB	SO	TB	SH	SF	HBP	SB-ATT	OBP	SLG	PQ	A	E	FLD
2011	.288	49-48	118	25	34	6	1	1	15	17	26	45	4	0	0	6-8	.378	.381	40	101	19	.881
2012	.313	53-53	128	23	40	5	2	2	17	17	24	55	2	0	3	1-4	.405	.430	37	110	14	.913
2013	.264	48-44	125	16	33	3	2	1	12	16	16	43	4	1	1	8-9	.350	.344	41	102	11	.929
Totals	.288	150-145	371	64	107	14	5	4	44	50	66	143	10	1	4	15-21	.378	.385	118	313	44	.907

Beth Cinadr • OF • L/L • Hudson, Ohio • Hudson High School

	AVG	GP-GS	AB	R	H	2B	3B	HR	RBI	BB	SO	TB	SH	SF	HBP	SB-ATT	OBP	SLG	PQ	A	E	FLD
2008	.231	50-48	130	24	30	7	1	3	21	17	48	48	2	1	6	2-2	.344	.369	41	3	3	.936
2009	.230	48-40	113	15	26	5	0	3	15	9	36	40	7	2	9	6-6	.331	.354	26	1	0	1.000
Totals	.230	98-88	243	39	56	12	1	6	36	26	84	88	9	3	15	8-8	.338	.362	67	4	3	.959

Ashley Courtney • INF • R/R • Lafayette, Ind. • Harrison High School

	AVG	GP-GS	AB	R	H	2B	3B	HR	RBI	BB	SO	TB	SH	SF	HBP	SB-ATT	OBP	SLG	PQ	A	E	FLD
2010	.253	36-32	95	13	24	9	0	2	15	8	16	39	7	1	0	3-3	.308	.411	127	49	12	.936
2011	.210	50-50	100	13	21	4	1	0	6	3	11	27	3	0	2	1-1	.248	.270	110	93	11	.949
2012	.350	53-53	143	26	50	13	2	3	34	28	20	76	7	1	1	8-9	.457	.531	328	42	6	.984
2013	.183	46-46	115	14	21	3	0	0	13	6	12	24	12	0	2	5-5	.236	.209	315	8	7	.979
Totals	.256	185-181	453	66	116	29	3	5	68	166	59	166	29	2	5	17-18	.329	.366	880	192	36	.968

ALL-TIME BATTERS REGISTER



Katie Crabtree • 3B/SS • R/R • Bloomington, Ill. • Bloomington High School

	AVG	GP-GS	AB	R	H	2B	3B	HR	RBI	BB	SO	TB	SH	SE	HBP	SB-ATT	OBP	SLG	PO	A	E	FLD
1999	.318	56-56	176	33	56	9	4	3	22	5	32	82	6	1	0	25-27	.335	.466	41	148	17	.917
2000	.332	61-61	196	29	65	12	4	12	33	14	35	121	1	1	1	9-12	.377	.617	76	175	16	.940
2001	.342	59-59	184	33	63	18	2	5	24	16	12	100	5	0	1	13-15	.398	.543	78	189	24	.918
2002	.343	59-59	207	43	71	11	2	12	41	9	19	122	0	0	0	14-14	.370	.589	84	169	25	.910
Totals	.334	235-235	763	138	255	50	12	32	120	44	98	425	12	2	2	61-68	.371	.557	279	681	82	.921

Jacki Crawford • OF • L/R • Grass Lake, Mich. • Chelsea High School

	AVG	GP-GS	AB	R	H	2B	3B	HR	RBI	BB	SO	TB	SH	SE	HBP	SB-ATT	OBP	SLG	PO	A	E	FLD
1995	—	29-0	0	8	0	0	0	0	0	0	0	0	0	0	0	1-2	—	—	0	0	0	—
1996	.000	16-0	1	3	0	0	0	0	0	0	0	0	0	0	0	2-3	.000	.000	0	0	0	—
1997	.000	20-0	1	6	0	0	0	0	0	0	1	0	0	0	0	0-0	.000	.000	0	0	0	—
1998	.308	41-0	13	12	4	0	0	0	0	0	5	4	0	0	0	0-2	.308	.308	0	0	0	—
Totals	.267	106-0	15	29	4	0	0	0	0	0	6	4	0	0	0	3-7	.267	.267	0	0	0	—

Candace Curtis • SS • R/R • Danville, Calif. • Carondelet High School

	AVG	GP-GS	AB	R	H	2B	3B	HR	RBI	BB	SO	TB	SH	SE	HBP	SB-ATT	OBP	SLG	PO	A	E	FLD
2006	.071	14-11	28	2	2	0	0	0	1	3	8	2	2	0	0	1-2	.161	.071	10	10	6	.769
2007	.281	61-58	171	22	48	10	1	6	35	20	30	78	16	1	1	9-10	.358	.456	87	165	24	.913
2008	.333	58-58	165	25	55	10	0	11	44	27	33	98	10	1	2	3-3	.431	.594	95	126	13	.944
2009	.299	51-51	167	24	50	14	1	2	32	13	34	72	5	3	0	6-7	.344	.431	66	102	15	.918
Totals	.292	184-178	531	73	155	34	2	19	112	63	105	250	33	5	3	19-22	.367	.471	258	403	58	.919

Chrissy Davie • OF • L/L • Westlake Village, Calif. • Agoura High School

	AVG	GP-GS	AB	R	H	2B	3B	HR	RBI	BB	SO	TB	SH	SE	HBP	SB-ATT	OBP	SLG	PO	A	E	FLD
1999	.252	49-42	131	13	33	4	2	1	18	6	23	44	1	0	2	4-6	.295	.336	22	4	1	.963
2000	.217	61-59	180	11	39	5	0	2	20	1	26	50	9	0	3	1-1	.234	.278	39	4	0	1.000
2001	.169	34-24	65	4	11	1	0	0	2	6	15	12	2	0	1	2-3	.250	.185	53	6	1	.983
2002	.100	5-5	10	0	1	0	0	0	1	1	1	1	0	0	1	0-0	.250	.100	1	0	0	1.000
Totals	.218	149-130	386	28	84	10	2	3	41	14	65	107	12	0	7	7-10	.258	.277	115	14	2	.985

Kimberly Dennis • 2B/3B • Kokomo, Ind. • Western High School

	AVG	GP-GS	AB	R	H	2B	3B	HR	RBI	BB	SO	TB	SH	SE	HBP	SB-ATT	OBP	SLG	PO	A	E	FLD
1995	.193	52-50	135	12	26	4	1	1	5	11	17	35	2	0	2	3-4	.264	.259	73	99	11	.940
1996	.206	32-28	68	5	14	3	0	0	10	7	17	17	3	1	0	2-2	.276	.250	42	40	6	.932
Totals	.197	84-68	203	17	40	7	1	1	15	18	34	52	5	1	2	5-6	.268	.256	115	139	17	.937

Susan Denny • C • R/R • Garden Grove, Calif. • Pacifica High School

	AVG	GP-GS	AB	R	H	2B	3B	HR	RBI	BB	SO	TB	SH	SE	HBP	SB-ATT	OBP	SLG	PO	A	E	FLD
1994	.353	39	119	28	42	11	4	4	26	12	7	73	0	5	1	2-3	.401	.613	88	28	2	.983
1995	.390	54-54	164	12	64	13	0	3	38	10	9	86	4	7	3	1-1	.418	.524	204	34	4	.983
1996	.324	50-45	145	9	47	5	2	1	19	7	12	59	0	3	3	2-2	.361	.407	255	33	2	.993
1997	.254	62-62	169	5	43	11	0	1	19	13	20	57	2	1	1	0-1	.310	.337	291	41	5	.985
Totals	.328	205-161	597	54	196	40	6	9	102	42	48	275	6	16	8	5-7	.371	.461	838	136	13	.987

Lauren Devich • INF • R/R • Bloomington, Ind. • Bloomington High School

	AVG	GP-GS	AB	R	H	2B	3B	HR	RBI	BB	SO	TB	SH	SE	HBP	SB-ATT	OBP	SLG	PO	A	E	FLD
2003	.297	33-21	64	5	19	3	0	0	5	2	16	22	3	1	0	1-1	.313	.344	27	39	6	.917
2004	.206	50-35	107	9	22	7	0	1	9	7	16	32	6	0	1	2-3	.261	.299	85	48	6	.957
2005	.169	37-22	65	2	11	2	0	0	7	6	15	13	3	0	1	1-1	.250	.200	2	3	1	.833
2006	.163	45-37	104	9	17	4	0	1	8	4	28	24	5	0	1	2-2	.202	.231	89	69	12	.929
Totals	.203	165-115	340	25	69	16	0	2	29	19	75	91	17	1	3	6-7	.251	.268	203	159	25	.935

Ashley DiDomenico • P • R/R • Youngstown, Ohio • Boardman/Santa Fe CC

	AVG	GP-GS	AB	R	H	2B	3B	HR	RBI	BB	SO	TB	SH	SE	HBP	SB-ATT	OBP	SLG	PO	A	E	FLD
2009	.000	1-0	1	0	0	0	0	0	0	0	1	0	0	0	0	0-0	.000	.000	1	5	1	.857

Meagan Dooley • P • R/R • Phoenix, Ariz. • Mountain Pointe High School

	AVG	GP-GS	AB	R	H	2B	3B	HR	RBI	BB	SO	TB	SH	SE	HBP	SB-ATT	OBP	SLG	PO	A	E	FLD
1999	.000	2-0	1	0	0	0	0	0	0	0	0	0	0	0	0	0-0	.000	.000	1	61	3	.954
2000	.000	1-1	2	0	0	0	0	0	0	0	1	0	0	0	0	0-0	.000	.000	2	52	4	.931
2001	.000	2-1	4	0	0	0	0	0	0	0	2	0	0	0	0	0-0	.000	.000	1	23	3	.889
2002	.000	2-0	1	0	0	0	0	0	0	1	0	0	0	0	0	0-0	.500	.000	1	18	0	1.000
Totals	.000	7-2	8	0	0	0	0	0	0	1	3	0	0	0	0	0-0	.111	.000	5	154	10	.940

Jamie Dum • OF • R/R • Indianapolis, Ind. • North Central High School

	AVG	GP-GS	AB	R	H	2B	3B	HR	RBI	BB	SO	TB	SH	SE	HBP	SB-ATT	OBP	SLG	PO	A	E	FLD
2004	.000	42-0	1	8	0	0	0	0	0	0	0	0	0	0	0	5-8	.000	.000	0	0	0	.000
2005	.000	43-0	1	13	0	0	0	0	0	1	0	0	1	0	0	2-5	.500	.000	0	0	0	.000
Totals	.000	85-0	2	21	0	0	0	0	0	1	0	0	1	0	0	7-13	.333	.000	0	0	0	.000

Traci Eberhardt • 3B • R/R • Palos Heights, Ill. • Mother McAuley High School

	AVG	GP-GS	AB	R	H	2B	3B	HR	RBI	BB	SO	TB	SH	SE	HBP	SB-ATT	OBP	SLG	PO	A	E	FLD
1995	.143	8-1	14	2	2	0	0	0	0	2	1	2	0	0	0	0-0	.250	.143	1	4	0	1.000



ALL-TIME BATTERS REGISTER

Staci Falzon • OF • L/L • Carlsbad, Calif. • La Costa Canyon High School

	AVG	GP-GS	AB	R	H	2B	3B	HR	RBI	BB	SO	TB	SH	SF	HBP	SB-ATT	OBP	SLG	PO	A	E	FLD
2003	.364	40-20	55	17	20	4	3	0	15	7	10	30	2	0	0	3-5	.435	.545	6	0	0	1.000
2004	.331	53-43	145	29	48	12	1	3	12	5	23	71	1	0	1	14-14	.358	.490	29	3	2	.941
2005	.293	57-55	167	31	49	10	4	0	17	11	41	67	4	1	1	6-7	.339	.401	54	0	1	.982
2006	.291	60-60	189	35	55	8	2	2	18	22	36	73	9	1	1	14-21	.366	.386	67	9	0	1.000
Totals	.309	210-178	556	112	172	34	10	5	62	45	110	241	16	2	3	37-47	.363	.433	156	12	3	.982

Lilly Fecho • P • L/L • Carroll Stream, Ill. • Glenbard North High School

	AVG	GP-GS	AB	R	H	2B	3B	HR	RBI	BB	SO	TB	SH	SF	HBP	SB-ATT	OBP	SLG	PO	A	E	FLD
2013	.200	3-1	5	0	1	0	0	0	0	1	2	1	0	0	0	0-0	.333	.200	6	32	2	.950

Danielle Fletcher • C • R/R • Moor Park, Calif. • Grace Brethren High School

	AVG	GP-GS	AB	R	H	2B	3B	HR	RBI	BB	SO	TB	SH	SF	HBP	SB-ATT	OBP	SLG	PO	A	E	FLD
2011	.257	42-37	113	15	29	7	1	5	22	2	24	53	3	0	1	0-1	.276	.469	81	20	5	.953
2012	.302	53-53	149	32	45	10	2	8	32	33	29	83	0	1	4	1-2	.439	.557	216	37	7	.973
2013	.245	55-54	163	14	40	10	0	6	33	28	43	68	3	1	1	2-2	.358	.417	235	29	3	.989
Totals	.268	150-144	425	61	114	27	3	19	87	63	96	204	6	1	6	3-5	.369	.480	532	86	15	.976

Katie Fortune • 1B/3B • R/R • Kingwood, Texas • Kingwood High School

	AVG	GP-GS	AB	R	H	2B	3B	HR	RBI	BB	SO	TB	SH	SF	HBP	SB-ATT	OBP	SLG	PO	A	E	FLD
2004	.163	50-43	86	8	14	3	0	0	4	12	31	17	3	0	2	1-1	.280	.198	181	15	3	.985
2005	.173	34-33	75	4	13	2	0	2	12	10	21	21	6	2	2	1-1	.281	.281	189	10	2	.990
2006	.286	5-2	7	0	2	0	0	0	0	0	3	2	0	0	0	0-0	.286	.286	0	0	0	.000
Totals	.172	89-78	169	12	29	5	0	2	16	22	55	40	9	2	4	2-2	.279	.237	370	25	5	.988

Heidi Foster • 1B • R/R • Santa Ana, Calif. • La Quinta High School

	AVG	GP-GS	AB	R	H	2B	3B	HR	RBI	BB	SO	TB	SH	SF	HBP	SB-ATT	OBP	SLG	PO	A	E	FLD
2000	.281	61-61	185	9	52	5	0	5	22	17	36	72	5	0	0	1-1	.342	.389	606	46	6	.991
2001	.298	54-54	168	13	50	9	0	8	25	11	26	83	0	1	0	1-1	.339	.494	535	34	4	.993
2002	.303	59-59	175	19	53	11	1	8	47	21	26	90	2	2	0	1-1	.374	.514	517	41	1	.998
2003	.322	61-61	174	29	56	17	0	11	53	30	44	106	1	4	1	3-5	.416	.609	389	36	2	.955
Totals	.301	235-235	702	70	211	42	1	32	147	79	132	351	8	7	1	6-8	.368	.500	2047	157	13	.994

Stacy Fountain • UT • R/R • Lafayette, Ind. • Jefferson High School

	AVG	GP-GS	AB	R	H	2B	3B	HR	RBI	BB	SO	TB	SH	SF	HBP	SB-ATT	OBP	SLG	PO	A	E	FLD
1994	.107	22	28	3	3	1	0	0	2	3	7	4	1	0	2	0-0	.242	.143	3	4	4	.636

DeLayne Fridley • OF • S/R • Middletown, Ind. • Shenandoah High School

	AVG	GP-GS	AB	R	H	2B	3B	HR	RBI	BB	SO	TB	SH	SF	HBP	SB-ATT	OBP	SLG	PO	A	E	FLD
1994	.125	15	16	2	2	0	0	0	0	0	5	2	0	0	0	0-0	.125	.125	7	0	0	1.000

Molly Garst • 3B/SS • L/R • Webb City, Mo. • Webb City High School

	AVG	GP-GS	AB	R	H	2B	3B	HR	RBI	BB	SO	TB	SH	SF	HBP	SB-ATT	OBP	SLG	PO	A	E	FLD
2009	.301	51-45	133	25	40	4	1	0	16	13	30	46	5	0	0	25-29	.363	.346	30	11	3	.932
2010	.391	54-54	174	40	68	17	3	2	25	13	17	97	3	2	5	43-49	.443	.557	56	125	19	.905
2011	.383	50-50	167	39	64	9	4	7	26	18	18	102	1	0	4	34-42	.455	.611	64	96	21	.884
2012	.360	53-53	178	44	64	14	2	2	26	22	21	88	2	0	6	28-31	.447	.494	87	106	16	.923
Totals	.362	208-202	652	148	236	44	10	11	93	66	86	333	11	2	15	130-151	.431	.511	237	338	59	.907

Aimee Gingerich • OF • L/R • Goshen, Ind. • Northridge High School

	AVG	GP-GS	AB	R	H	2B	3B	HR	RBI	BB	SO	TB	SH	SF	HBP	SB-ATT	OBP	SLG	PO	A	E	FLD
2010	.261	43-24	46	13	12	2	0	0	4	0	12	14	0	0	0	1-4	.261	.304	17	3	0	1.000
2011	.188	34-9	16	10	3	1	0	0	1	0	2	4	1	0	0	3-4	.188	.250	10	0	0	1.000
Totals	.242	77-33	62	23	15	3	0	0	5	0	14	18	1	0	0	4-8	.242	.290	27	3	0	1.000

Mary Gooding • INF • L/R • Leawood, Kan. • Blue Valley North High School

	AVG	GP-GS	AB	R	H	2B	3B	HR	RBI	BB	SO	TB	SH	SF	HBP	SB-ATT	OBP	SLG	PO	A	E	FLD
2013	.228	31-26	57	4	13	0	1	0	1	5	12	15	3	0	2	3-4	.313	.263	17	25	1	.977

Lauren Grant • P/1B/OF • L/L • Louisville, Ky. • DuPont Manual High School

	AVG	GP-GS	AB	R	H	2B	3B	HR	RBI	BB	SO	TB	SH	SF	HBP	SB-ATT	OBP	SLG	PO	A	E	FLD
2011	.250	34-27	72	9	18	5	0	2	10	6	20	29	0	0	1	0-2	.316	.403	115	4	3	.975
2012	.158	18-11	38	5	6	2	0	2	5	2	14	14	0	0	0	0-0	.200	.368	83	4	2	.978
2013	.091	18-11	33	1	3	0	0	0	5	3	11	3	1	1	0	1-1	.162	.091	93	4	2	.980
Totals	.189	70-49	143	15	27	7	0	4	20	11	45	46	1	1	1	1-3	.250	.322	291	12	7	.977

Katie Hackney • P • R/R • Huntington, Ind. • Huntington North High School

	AVG	GP-GS	AB	R	H	2B	3B	HR	RBI	BB	SO	TB	SH	SF	HBP	SB-ATT	OBP	SLG	PO	A	E	FLD
2009	.000	3-0	2	1	0	0	0	0	1	1	0	0	0	0	0	0-0	.333	.000	0	0	0	.000
2010	.167	10-2	12	1	2	0	0	0	1	2	4	2	0	0	0	0-0	.286	.167	9	2	0	1.000
2011	.167	6-1	6	1	1	0	0	0	1	1	2	1	0	0	1	0-0	.375	.167	1	14	1	.983
2012	.000	1-0	1	0	0	0	0	0	0	0	1	0	0	0	0	0-0	.000	.000	3	24	0	1.000
Totals	.143	20-3	21	3	3	0	0	0	3	4	7	3	0	0	1	0-0	.308	.143	13	40	1	.981

ALL-TIME BATTERS REGISTER



Ashley Hall • INF/OF • L/R • Noblesville, Ind. • Noblesville High School

	AVG	GP-GS	AB	R	H	2B	3B	HR	RBI	BB	SO	TB	SH	SF	HBP	SB-ATT	OBP	SLG	PO	A	E	FLD
2005	.116	38-11	43	12	5	0	0	0	3	0	16	5	3	1	0	5-7	.114	.116	5	3	0	1.000
2006	.330	34-32	112	24	37	1	1	0	10	7	21	40	4	1	1	20-21	.372	.357	60	63	15	.891
2007	.383	63-63	222	48	85	6	5	2	30	18	35	107	3	0	2	36-44	.434	.482	45	164	17	.925
2008	.298	47-47	161	36	48	2	8	0	16	8	28	66	4	0	2	8-11	.339	.410	41	92	13	.911
Totals	.325	182-153	538	120	175	9	14	2	59	33	100	218	14	2	5	69-83	.369	.405	151	322	45	.913

Sara Hall • C/DP • R/R • Bell Canyon, Calif. • Calabasas High School

	AVG	GP-GS	AB	R	H	2B	3B	HR	RBI	BB	SO	TB	SH	SF	HBP	SB-ATT	OBP	SLG	PO	A	E	FLD
2001	.218	52-37	124	4	27	5	0	3	13	3	20	41	6	1	0	0-0	.234	.331	63	15	1	.987
2002	.286	10-5	21	2	6	0	0	1	6	0	8	9	0	1	0	0-0	.273	.429	13	0	1	.929
Totals	.228	62-42	145	6	33	5	0	4	19	3	28	50	6	2	0	0-0	.240	.345	76	15	2	.978

Kelsey Hauptert • 1B • R/R • Olympia, Wash. • Black Hills High School

	AVG	GP-GS	AB	R	H	2B	3B	HR	RBI	BB	SO	TB	SH	SF	HBP	SB-ATT	OBP	SLG	PO	A	E	FLD
2007	.302	61-59	169	27	51	4	0	9	30	27	37	82	4	0	1	3-8	.401	.485	373	14	2	.995
2008	.323	42-41	124	14	40	9	0	7	24	9	21	70	3	1	1	0-1	.370	.565	189	40	3	.987
Totals	.311	103-100	293	41	91	13	0	16	54	36	58	152	7	1	2	3-9	.389	.519	562	54	5	.992

Stephanie Hendrix • OF • R/R • West Lafayette, Ind. • West Lafayette High School

	AVG	GP-GS	AB	R	H	2B	3B	HR	RBI	BB	SO	TB	SH	SF	HBP	SB-ATT	OBP	SLG	PO	A	E	FLD
1995	.000	15-1	5	2	0	0	0	0	0	0	3	0	0	0	0	0-2	.000	.000	0	0	0	—

Briana Hensley • OF • R/R • South Bend, Ind. • La Salle High School

	AVG	GP-GS	AB	R	H	2B	3B	HR	RBI	BB	SO	TB	SH	SF	HBP	SB-ATT	OBP	SLG	PO	A	E	FLD
2000	.000	51-0	2	15	0	0	0	0	0	0	0	0	0	0	0	8-14	.000	.000	1	0	0	1.000
2001	.000	31-2	5	8	0	0	0	0	0	0	1	0	1	0	0	4-4	.000	.000	1	1	0	1.000
Totals	.000	82-2	7	23	0	0	0	0	0	0	1	0	1	0	0	12-18	.000	.000	2	1	0	1.000

Andrea Hillsey • 2B/SS • R/R • White Lake, Mich. • Waterford Kettering High School

	AVG	GP-GS	AB	R	H	2B	3B	HR	RBI	BB	SO	TB	SH	SF	HBP	SB-ATT	OBP	SLG	PO	A	E	FLD
2002	.340	59-59	159	33	54	8	0	0	15	24	11	62	14	2	7	8-10	.443	.390	117	122	4	.984
2003	.454	61-61	163	49	74	11	4	6	39	40	16	111	8	1	2	19-21	.563	.681	121	84	4	.981
2004	.280	27-27	82	14	23	1	0	1	18	12	10	27	2	1	1	11-11	.375	.329	82	36	2	.983
2005	.373	59-59	158	44	59	15	1	9	32	40	7	103	6	2	4	6-10	.505	.652	132	100	0	1.000
Totals	.374	206-206	562	140	210	35	5	16	104	116	44	303	30	6	14	44-52	.487	.539	452	342	10	.988

Christine Hinderliter • UT • R/R • North Torawanda, N.Y. • Niagara-Wheatfield High School

	AVG	GP-GS	AB	R	H	2B	3B	HR	RBI	BB	SO	TB	SH	SF	HBP	SB-ATT	OBP	SLG	PO	A	E	FLD
1999	—	2-0	0	1	0	0	0	0	0	0	0	0	0	0	0	0-0	—	—	0	0	0	—

Liane Horiuchi • SS/2B • R/R • Wahiawa, Hawaii • Kamehameha High School

	AVG	GP-GS	AB	R	H	2B	3B	HR	RBI	BB	SO	TB	SH	SF	HBP	SB-ATT	OBP	SLG	PO	A	E	FLD
2009	.348	51-51	141	43	49	13	4	6	25	23	21	88	8	1	21	42-42	.500	.624	72	116	13	.935
2010	.264	52-52	140	42	37	5	6	5	22	25	39	69	15	1	8	43-46	.402	.493	85	120	7	.967
Totals	.306	103-103	281	85	86	18	10	11	47	48	60	157	23	2	29	85-88	.453	.559	157	236	20	.952

Karen Hostetler • OF • S/R • Elkhart, Ind. • Elkhart Central High School

	AVG	GP-GS	AB	R	H	2B	3B	HR	RBI	BB	SO	TB	SH	SF	HBP	SB-ATT	OBP	SLG	PO	A	E	FLD
1994	.213	35	75	8	16	1	0	0	9	6	8	17	5	2	0	4-6	.265	.227	18	1	4	.826

Sarah Humphrey • SS • R/R • Greenwood, Ind. • Center Grove High School

	AVG	GP-GS	AB	R	H	2B	3B	HR	RBI	BB	SO	TB	SH	SF	HBP	SB-ATT	OBP	SLG	PO	A	E	FLD
1999	.353	18-5	17	8	6	3	0	0	0	1	2	9	0	0	0	0-0	.389	.529	9	13	4	.846

Crystal Inman • P • R/R • Middletown, Ind. • Shenandoah High School

	AVG	GP-GS	AB	R	H	2B	3B	HR	RBI	BB	SO	TB	SH	SF	HBP	SB-ATT	OBP	SLG	PO	A	E	FLD
1997	.000	21-4	8	0	0	0	0	0	0	0	2	0	0	0	0	0-0	.000	.000	2	20	0	1.000
1998	.091	9-1	11	0	1	0	0	0	1	1	2	1	0	0	0	0-0	.167	.091	0	5	0	1.000
1999	.500	2-0	2	0	1	0	0	0	0	0	0	1	0	0	0	0-0	.500	.500	0	6	0	1.000
2000	.203	34-26	74	1	15	5	0	1	7	7	22	23	2	1	0	0-0	.268	.311	2	9	0	1.000
Totals	.179	66-31	95	1	17	5	0	1	8	8	26	25	2	1	0	0-0	.240	.263	4	40	0	1.000

Gina Ishida • UT • R/R • Honolulu, Hawaii • Iolani High School

	AVG	GP-GS	AB	R	H	2B	3B	HR	RBI	BB	SO	TB	SH	SF	HBP	SB-ATT	OBP	SLG	PO	A	E	FLD
1996	—	2-0	0	1	0	0	0	0	0	0	0	0	0	0	0	0-0	—	—	0	0	0	—

Joy Ishida • 2B • L/R • Honolulu, Hawaii • Iolani High School

	AVG	GP-GS	AB	R	H	2B	3B	HR	RBI	BB	SO	TB	SH	SF	HBP	SB-ATT	OBP	SLG	PO	A	E	FLD
1999	.000	43-0	4	15	0	0	0	0	0	1	1	0	0	0	0	3-3	.200	.000	0	0	0	—

Deana Jackson • P • R/R • Elkhart, Ind. • Elkhart Central High School

	AVG	GP-GS	AB	R	H	2B	3B	HR	RBI	BB	SO	TB	SH	SF	HBP	SB-ATT	OBP	SLG	PO	A	E	FLD
1994	.000	36-0	2	0	0	0	0	0	0	0	2	0	0	0	0	0-0	.000	.000	5	48	2	.964



ALL-TIME BATTERS REGISTER

DaQueta Johnson • OF • R/R • Ontario, Calif. • Don Lugo High School

	AVG	GP-GS	AB	R	H	2B	3B	HR	RBI	BB	SO	TB	SH	SE	HBP	SB-ATT	OBP	SLG	PO	A	E	FLD
2004	.241	40-38	108	11	26	6	0	7	28	7	28	53	0	0	4	0-0	.311	.491	15	3	1	.947
2005	.242	59-59	165	13	40	5	0	8	44	15	39	69	2	5	4	1-1	.312	.418	62	6	2	.971
2006	.294	60-60	170	15	50	10	1	10	46	10	28	92	9	1	3	2-2	.342	.541	32	4	3	.923
2007	.266	53-45	124	15	33	10	1	2	17	8	34	51	3	0	8	2-2	.350	.411	29	4	4	.892
Totals	.263	212-202	567	54	149	31	2	27	135	40	129	265	14	6	19	5-5	.329	.467	138	17	10	.939

Jesse Jones • 3B/C • R/R • Indianapolis, Ind. • Decatur Central High School

	AVG	GP-GS	AB	R	H	2B	3B	HR	RBI	BB	SO	TB	SH	SE	HBP	SB-ATT	OBP	SLG	PO	A	E	FLD
2000	.322	61-61	174	18	56	10	0	4	28	20	33	78	4	3	3	1-1	.395	.448	25	190	17	.927
2001	.253	59-58	170	7	43	7	1	2	22	16	33	58	2	1	2	0-1	.323	.341	48	184	17	.932
2002	.224	59-57	147	11	33	6	1	6	21	26	56	59	9	0	3	4-4	.352	.401	274	54	8	.976
2003	.314	59-59	156	19	49	9	1	6	44	33	40	78	3	5	3	3-4	.431	.500	211	94	4	.987
Totals	.280	238-235	647	55	181	32	3	18	115	95	162	273	18	9	11	8-10	.371	.422	558	522	46	.959

Angela Knight • OF • L/R • Granger, Ind. • Penn High School

	AVG	GP-GS	AB	R	H	2B	3B	HR	RBI	BB	SO	TB	SH	SE	HBP	SB-ATT	OBP	SLG	PO	A	E	FLD
2001	.000	42-1	6	11	0	0	0	0	0	2	3	0	0	0	1	3-5	.333	.000	3	0	0	1.000
2002	.248	56-53	129	17	32	3	0	0	11	9	28	35	9	0	3	4-6	.312	.271	23	3	2	.929
2003	.257	60-59	136	30	35	1	1	1	13	11	17	41	6	0	4	6-10	.331	.301	44	3	2	.959
2004	.327	57-57	168	31	55	6	4	1	15	11	22	72	10	0	8	11-13	.396	.429	50	1	3	.944
Totals	.282	173-169	433	78	122	10	5	2	39	31	67	148	25	0	15	21-29	.351	.342	117	7	7	.947

Alyssa Koorsen • INF • L/R • Fort Wayne, Ind. • Lakewood Park Christian

	AVG	GP-GS	AB	R	H	2B	3B	HR	RBI	BB	SO	TB	SH	SE	HBP	SB-ATT	OBP	SLG	PO	A	E	FLD
2012	.125	7-1	8	1	1	0	0	0	0	1	1	1	0	0	0	0-0	.222	.125	0	2	0	1.000
2013	.125	9-0	8	1	1	0	0	0	0	1	2	1	0	0	0	1-1	.222	.125	0	0	0	.000
Totals	.125	16-1	16	2	2	0	0	0	0	2	3	2	0	0	0	1-1	.222	.125	0	2	0	1.000

Courtney Kovanis • OF • R/R • Atlanta, Ga. • Wesleyan High School

	AVG	GP-GS	AB	R	H	2B	3B	HR	RBI	BB	SO	TB	SH	SE	HBP	SB-ATT	OBP	SLG	PO	A	E	FLD
2002	.000	26-0	1	10	0	0	0	0	0	0	0	0	0	0	0	0-0	.000	.000	1	0	1	.500
2003	.000	22-0	1	6	0	0	0	0	0	0	0	0	0	0	0	2-2	.000	.000	0	0	0	.000
Totals	.000	48-0	2	16	0	0	0	0	0	0	0	0	0	0	0	2-2	.000	.000	1	0	1	.500

Shelby Krammer • C • R/R • Wildwood, Mo. • Lafayette High School

	AVG	GP-GS	AB	R	H	2B	3B	HR	RBI	BB	SO	TB	SH	SE	HBP	SB-ATT	OBP	SLG	PO	A	E	FLD
2008	.105	13-6	19	0	2	0	0	0	1	6	4	2	0	0	0	0-0	.320	.105	41	1	1	.977
2009	.250	25-21	64	4	16	3	1	0	4	1	19	21	6	0	0	0-0	.262	.328	74	5	1	.988
2010	.218	41-40	110	5	24	4	1	4	13	2	22	42	9	0	0	2-2	.232	.382	215	7	6	.974
2011	.276	44-42	116	14	32	6	0	7	31	7	31	59	4	1	3	1-1	.331	.509	163	16	2	.989
Totals	.239	123-109	309	23	74	13	2	11	49	16	76	124	19	1	3	3-3	.283	.401	493	29	10	.981

Tiffany Krcelich • OF • L/R • Granger, Ind. • Penn High School

	AVG	GP-GS	AB	R	H	2B	3B	HR	RBI	BB	SO	TB	SH	SE	HBP	SB-ATT	OBP	SLG	PO	A	E	FLD
2005	.176	37-1	17	6	3	0	0	0	0	1	3	3	0	0	0	2-2	.222	.176	3	0	0	1.000
2006	.288	59-58	160	26	46	3	0	0	14	8	39	49	10	0	1	6-14	.325	.306	54	1	5	.917
Totals	.277	96-59	177	32	49	3	0	0	14	9	42	52	10	0	1	8-16	.316	.294	57	1	5	.921

Diana LaRiva • P • R/R • Tustin, Calif. • Tustin High School

	AVG	GP-GS	AB	R	H	2B	3B	HR	RBI	BB	SO	TB	SH	SE	HBP	SB-ATT	OBP	SLG	PO	A	E	FLD
2003	.000	43-25	1	0	0	0	0	0	0	0	0	0	0	0	0	0-0	.000	.000	5	20	3	.893

Tricia Lilley • SS • R/R • North Canton, Ohio • Hoover High School

	AVG	GP-GS	AB	R	H	2B	3B	HR	RBI	BB	SO	TB	SH	SE	HBP	SB-ATT	OBP	SLG	PO	A	E	FLD
2003	.328	57-57	180	48	59	13	2	10	35	11	16	106	2	3	15	4-7	.407	.589	73	112	14	.930
2004	.350	57-57	177	33	62	10	2	6	33	9	24	94	2	1	9	3-8	.408	.531	89	93	20	.901
2005	.289	59-59	180	23	52	8	3	0	25	5	25	66	2	4	9	5-6	.337	.367	77	118	20	.907
2006	.344	59-59	163	36	56	13	3	0	24	11	22	75	6	3	21	17-19	.444	.460	86	119	19	.915
Totals	.327	232-232	700	140	229	44	10	16	117	36	87	341	14	9	54	29-40	.399	.487	325	442	73	.913

Traci Lippold • OF • L/L • Greenwood, Ind. • Center Grove High School

	AVG	GP-GS	AB	R	H	2B	3B	HR	RBI	BB	SO	TB	SH	SE	HBP	SB-ATT	OBP	SLG	PO	A	E	FLD
2007	.000	20-0	3	5	0	0	0	0	0	0	1	0	0	0	0	0-2	.000	.000	0	0	0	.000

Danica Maher • C • R/L • Arvada, Calif. • Arvada West High School

	AVG	GP-GS	AB	R	H	2B	3B	HR	RBI	BB	SO	TB	SH	SE	HBP	SB-ATT	OBP	SLG	PO	A	E	FLD
1997	.143	19-4	21	0	3	1	0	0	1	0	3	4	0	0	0	0-0	.143	.190	22	3	0	1.000
1998	.148	19-6	27	1	4	0	0	0	3	2	8	4	0	0	0	0-0	.207	.148	29	2	0	1.000
1999	.205	22-15	44	2	9	3	0	0	6	2	8	12	2	0	1	0-0	.255	.273	36	13	2	.961
2000	.167	29-12	42	2	7	1	0	0	2	1	14	8	0	1	2	0-0	.217	.190	10	0	2	.833
Totals	.172	89-37	134	4	23	5	0	0	12	5	33	28	2	1	3	0-0	.217	.209	97	18	4	.966

Valerie Malsch • OF • R/R • St. John, Ind. • Lake Central High School

	AVG	GP-GS	AB	R	H	2B	3B	HR	RBI	BB	SO	TB	SH	SE	HBP	SB-ATT	OBP	SLG	PO	A	E	FLD
1995	.143	25-13	42	2	6	2	0	0	2	9	11	8	1	0	0	0-0	.294	.190	12	0	0	1.000

ALL-TIME BATTERS REGISTER



Nicci Manduca • C/OF • R/R • Lancaster, Calif. • Quartz Hill High School

	AVG	GP-GS	AB	R	H	2B	3B	HR	RBI	BB	SO	TB	SH	SF	HBP	SB-ATT	OBP	SLG	PO	A	E	FLD
1995	.266	53-51	139	6	37	1	0	0	8	8	13	38	8	1	2	3-3	.313	.273	86	9	2	.979
1996	.284	47-45	134	17	38	7	1	0	9	6	10	47	4	0	0	2-2	.314	.351	118	15	5	.964
Totals	.275	100-96	273	23	75	8	1	0	17	14	23	85	12	1	2	5-5	.314	.311	204	24	7	.970

Laura Martin • 1B/DP • R/R • Fishers, Ind. • Hamilton Southeastern High School

	AVG	GP-GS	AB	R	H	2B	3B	HR	RBI	BB	SO	TB	SH	SF	HBP	SB-ATT	OBP	SLG	PO	A	E	FLD
2000	.071	20-0	14	1	1	0	0	0	1	1	8	1	0	0	3	0-0	.278	.071	1	0	0	1.000
2001	.161	36-13	56	3	9	2	0	2	5	5	18	17	0	0	1	0-0	.242	.304	0	0	0	—
2002	.245	59-59	159	15	39	10	0	4	25	8	34	61	5	2	7	2-2	.307	.384	0	0	0	—
2003	.196	43-31	92	7	18	3	0	2	6	10	20	27	2	0	2	0-0	.288	.293	0	2	0	—
Totals	.214	158-103	321	26	67	15	0	8	37	24	80	106	7	2	13	2-2	.289	.345	1	2	0	1.000

Jaime Martino • P • R/R • Orland Park, Ill. • Carl Sandburg High School

	AVG	GP-GS	AB	R	H	2B	3B	HR	RBI	BB	SO	TB	SH	SF	HBP	SB-ATT	OBP	SLG	PO	A	E	FLD
1995	.284	38-27	67	9	19	1	0	0	11	2	9	20	2	0	1	0-0	.314	.299	7	27	5	.872
1996	.182	25-14	33	1	6	1	0	0	1	0	4	7	2	0	0	1-1	.182	.212	2	22	0	1.000
1997	.231	17-3	13	1	3	0	0	0	3	0	1	3	1	0	0	0-0	.231	.231	0	16	2	.889
1998	.000	3-0	2	0	0	0	0	0	0	0	0	0	0	0	1	0-0	.333	.000	0	16	2	.889
Totals	.243	83-44	115	11	28	2	0	0	15	2	14	30	5	0	2	1-1	.269	.261	9	81	9	.909

Kim McMillan • C/1B/OF • L/L • Powder Springs, Ga. • Powder Springs High School

	AVG	GP-GS	AB	R	H	2B	3B	HR	RBI	BB	SO	TB	SH	SF	HBP	SB-ATT	OBP	SLG	PO	A	E	FLD
2011	.325	43-40	117	24	38	7	0	4	20	57	27	57	1	1	3	2-4	.394	.487	280	10	8	.973

Jody Meister • OF • L/R • Carmel, Ind. • Carmel High School

	AVG	GP-GS	AB	R	H	2B	3B	HR	RBI	BB	SO	TB	SH	SF	HBP	SB-ATT	OBP	SLG	PO	A	E	FLD
1994	.324	39	105	22	34	0	0	0	4	10	13	34	14	0	1	15-18	.388	.324	70	1	3	.959
1995	.174	54-49	121	18	21	0	0	0	1	7	19	21	17	0	2	20-23	.231	.174	45	1	5	.902
1996	.160	43-38	81	12	13	1	0	0	2	9	15	14	7	0	0	20-22	.244	.173	44	4	4	.923
1997	.237	43-19	59	15	14	0	0	0	4	3	5	14	6	0	0	6-10	.274	.237	21	0	2	.913
Totals	.224	179-106	366	67	82	1	0	0	11	29	52	83	44	0	3	61-73	.286	.227	180	6	14	.930

Sam Mercier • 2B • R/R • San Clemente, Calif. • San Clemente High School

	AVG	GP-GS	AB	R	H	2B	3B	HR	RBI	BB	SO	TB	SH	SF	HBP	SB-ATT	OBP	SLG	PO	A	E	FLD
1996	.318	55-55	157	15	50	7	0	0	20	7	8	57	9	1	0	3-6	.345	.363	139	92	9	.963
1997	.314	66-66	229	40	72	14	0	1	22	8	3	89	5	2	1	7-11	.338	.389	171	97	4	.985
1998	.350	59-59	197	32	69	11	1	1	18	13	2	85	10	1	2	4-5	.394	.431	173	63	6	.975
1999	.333	56-56	186	27	62	10	0	2	28	4	5	78	12	1	1	8-8	.349	.419	155	131	2	.993
Totals	.329	236-236	769	114	253	42	1	4	88	32	18	309	36	5	4	22-30	.357	.402	638	383	21	.980

Shelli Messer • P/3B • R/R • Greenfield, Ind. • Mount Vernon High School

	AVG	GP-GS	AB	R	H	2B	3B	HR	RBI	BB	SO	TB	SH	SF	HBP	SB-ATT	OBP	SLG	PO	A	E	FLD
2002	.165	58-56	164	13	27	3	0	0	8	5	23	30	5	0	0	3-4	.189	.183	32	144	24	.880
2003	.217	34-23	60	8	13	1	0	0	5	3	11	14	0	1	1	2-2	.262	.233	17	43	4	.938
2004	.265	54-51	147	17	39	11	1	2	23	12	24	58	6	0	2	8-9	.329	.395	37	88	12	.912
2005	.305	59-58	177	27	54	9	0	1	17	18	23	66	4	0	3	7-11	.379	.373	43	112	15	.912
Totals	.243	205-188	548	65	133	24	1	3	53	38	81	168	15	1	6	20-26	.298	.307	129	387	55	.904

Kelly Miller • 2B/SS • R/R • Indianapolis, Ind. • Cathedral High School

	AVG	GP-GS	AB	R	H	2B	3B	HR	RBI	BB	SO	TB	SH	SF	HBP	SB-ATT	OBP	SLG	PO	A	E	FLD
2006	.143	43-8	21	8	3	1	0	0	0	1	9	4	0	0	1	4-7	.217	.190	20	12	2	.941
2007	.308	55-46	107	22	33	1	0	0	0	6	27	34	8	0	3	13-10	.362	.318	115	96	19	.925
2008	.352	58-58	162	29	57	3	0	0	13	4	14	60	25	0	0	6-10	.367	.370	136	115	7	.973
2009	.211	49-49	133	19	28	0	1	0	7	6	13	30	10	0	1	5-7	.250	.226	127	91	7	.969
Totals	.286	205-161	423	78	121	5	1	0	20	17	63	128	43	0	5	24-34	.321	.303	398	314	33	.956

Katie Mitchell • INF • R/R • Crown Point, Ind. • Lake Central High School

	AVG	GP-GS	AB	R	H	2B	3B	HR	RBI	BB	SO	TB	SH	SF	HBP	SB-ATT	OBP	SLG	PO	A	E	FLD
2006	.261	47-40	115	15	30	6	0	3	19	12	29	45	6	1	1	5-6	.333	.391	27	65	10	.902
2007	.364	65-62	195	54	71	15	4	14	54	24	50	136	3	1	0	8-9	.432	.584	147	18	6	.965
2008	.258	58-58	159	29	41	13	0	8	31	24	47	78	6	1	3	4-4	.364	.491	206	22	6	.974
2009	.252	49-46	131	29	33	8	0	12	30	22	35	77	3	3	3	2-3	.365	.588	303	24	3	.991
Totals	.292	219-206	600	127	175	42	4	37	134	82	161	336	18	6	7	19-22	.380	.560	683	129	25	.970

Maia Monchek • OF • L/R • San Mateo, Calif. • Notre Dame High School

	AVG	GP-GS	AB	R	H	2B	3B	HR	RBI	BB	SO	TB	SH	SF	HBP	SB-ATT	OBP	SLG	PO	A	E	FLD
2010	.262	41-40	126	14	33	3	4	3	27	9	24	53	3	0	0	7-9	.311	.421	27	3	1	.968
2011	.000	1-0	1	0	0	0	0	0	0	0	0	0	0	0	0	0-0	.000	.000	0	0	0	.000
2012	.271	51-47	129	11	35	4	0	0	19	10	18	39	3	2	2	3-4	.329	.302	36	2	1	.974
2013	.292	54-52	137	9	40	3	0	1	15	16	23	46	3	0	11	2-3	.409	.336	66	0	1	.985
Totals	.275	147-139	393	34	108	10	4	4	61	35	65	138	9	2	13	12-16	.352	.351	129	5	3	.978



ALL-TIME BATTERS REGISTER

Lexy Moore • P • L/R • St. Peters, Mo. • Fort Zumwalt South

	AVG	GP-GS	AB	R	H	2B	3B	HR	RBI	BB	SO	TB	SH	SF	HBP	SB-ATT	OBP	SLG	PQ	A	E	FLD
2012	.143	5-4	7	0	1	0	0	0	1	0	1	1	0	0	0	0-0	.143	.143	5	43	3	.941
2013	.000	1-1	3	0	0	0	0	0	0	0	3	0	0	0	0	0-0	.000	.000	1	29	6	.833
Totals	.100	6-5	10	0	1	0	0	0	1	0	4	1	0	0	0	0-0	.100	.100	6	72	9	.897

Colleen Morfoot • OF • R/R • Chicago, Ill. • Mother McAuley High School

	AVG	GP-GS	AB	R	H	2B	3B	HR	RBI	BB	SO	TB	SH	SF	HBP	SB-ATT	OBP	SLG	PQ	A	E	FLD
1994	.118	15	17	0	2	0	0	0	0	0	5	2	0	0	0	0-0	.118	.118	7	0	0	1.000

Jessica Morgan • UT • R/R • St. John, Ind. • Lake Central High School

	AVG	GP-GS	AB	R	H	2B	3B	HR	RBI	BB	SO	TB	SH	SF	HBP	SB-ATT	OBP	SLG	PQ	A	E	FLD
2010	.071	8-3	14	0	1	0	0	0	0	0	7	1	0	0	0	0-0	.071	.071	2	8	1	.909

Kristin Morgan • C/UTL • R/L • Vancouver, Wash. • Skyview High School

	AVG	GP-GS	AB	R	H	2B	3B	HR	RBI	BB	SO	TB	SH	SF	HBP	SB-ATT	OBP	SLG	PQ	A	E	FLD
2011	.200	12-0	10	0	2	0	0	0	1	2	4	2	0	0	1	0-1	.385	.200	3	0	0	1.000
2012	.000	6-3	8	1	0	0	0	0	1	2	4	0	0	0	0	0-0	.200	.000	0	0	0	.000
2013	.188	14-5	16	3	3	1	0	0	1	4	5	4	0	0	3	0-0	.435	.250	0	0	0	.000
Totals	.147	32-8	34	4	5	1	0	0	3	8	13	6	0	0	4	0-1	.370	.176	3	0	0	1.000

Angie Myers • 1B/SS • L/R • Greenfield, Ind. • Mount Vernon High School

	AVG	GP-GS	AB	R	H	2B	3B	HR	RBI	BB	SO	TB	SH	SF	HBP	SB-ATT	OBP	SLG	PQ	A	E	FLD
1994	.293	39	116	21	34	8	2	1	11	15	26	49	6	0	2	8-9	.383	.422	79	107	12	.939
1995	.235	54-54	153	14	36	4	1	0	6	10	24	42	16	0	0	10-11	.282	.275	233	79	5	.984
1996	.326	57-57	190	25	62	9	5	3	21	9	19	90	6	0	2	11-14	.363	.474	259	53	14	.957
Totals	.288	150-111	459	60	132	21	8	4	38	34	69	181	28	0	4	29-34	.342	.394	571	239	31	.964

Danika Nice • 2B • L/R • Eugene, Ore. • Churchill High School

	AVG	GP-GS	AB	R	H	2B	3B	HR	RBI	BB	SO	TB	SH	SF	HBP	SB-ATT	OBP	SLG	PQ	A	E	FLD
1999	.200	12-0	10	0	2	0	0	0	0	2	2	2	0	0	0	0-0	.333	.200	0	0	0	—
2000	.204	29-21	54	2	11	2	0	1	6	5	10	16	2	2	2	0-0	.286	.296	9	10	3	.864
2001	.000	12-2	12	0	0	0	0	0	0	3	8	0	2	0	0	0-0	.200	.000	0	0	0	—
Totals	.203	53-23	76	2	13	2	0	1	6	10	20	18	4	2	2	0-0	.278	.281	9	10	3	.864

Shahara "Skeeter" Nixon • OF • R/R • Glenwood, Ill. • Marian Catholic High School

	AVG	GP-GS	AB	R	H	2B	3B	HR	RBI	BB	SO	TB	SH	SF	HBP	SB-ATT	OBP	SLG	PQ	A	E	FLD
1997	.230	62-51	161	26	37	3	2	0	11	5	14	44	14	1	1	16-17	.256	.273	72	1	4	.948
1998	.266	59-57	177	29	47	1	1	0	12	1	13	50	19	1	1	18-21	.272	.282	81	1	3	.965
1999	.267	56-54	172	39	46	6	0	3	9	12	27	61	7	1	2	20-23	.321	.355	28	1	4	.879
2000	.272	61-61	206	30	56	5	1	0	16	11	21	63	3	0	1	19-22	.312	.306	49	4	2	.964
Totals	.260	238-223	716	124	186	15	4	3	48	29	75	218	43	3	5	73-83	.292	.304	230	7	13	.948

Tara Palmer • C • R/R • Pearland, Tex. • Pearland High School

	AVG	GP-GS	AB	R	H	2B	3B	HR	RBI	BB	SO	TB	SH	SF	HBP	SB-ATT	OBP	SLG	PQ	A	E	FLD
2005	1.000	1-0	1	0	1	0	0	0	1	0	0	1	0	0	0	0-0	1.000	1.000	0	0	0	.000
2006	.500	4-0	4	0	2	0	0	0	1	0	1	2	1	0	0	0-0	.500	.500	7	0	0	1.000
2007	.000	7-0	6	0	0	0	0	0	0	0	2	0	0	0	0	0-0	.000	.000	2	1	0	1.000
2008	.125	22-9	40	5	5	1	0	0	2	1	14	6	1	0	2	0-0	.186	.150	56	8	1	.985
Totals	.157	34-9	51	5	8	1	0	0	4	1	17	9	2	0	2	0-0	.204	.176	65	9	1	.987

CJ Parsons • INF • R/R • Ft. Lauderdale, Fla. • St. Thomas Aquinas High School

	AVG	GP-GS	AB	R	H	2B	3B	HR	RBI	BB	SO	TB	SH	SF	HBP	SB-ATT	OBP	SLG	PQ	A	E	FLD
2013	.209	21-13	43	2	9	0	0	0	1	3	11	9	0	0	0	0-0	.261	.209	17	22	1	.975

MaryBeth Pavlick • C/OF • R/R • Aurora, Ohio • Aurora High School

	AVG	GP-GS	AB	R	H	2B	3B	HR	RBI	BB	SO	TB	SH	SF	HBP	SB-ATT	OBP	SLG	PQ	A	E	FLD
2011	.000	22-0	10	0	2	0	0	0	1	0	2	0	0	0	0	0-1	.000	.000	0	0	0	.000
2012	.000	11-0	0	4	0	0	0	0	0	0	0	0	0	0	0	2-2	.000	.000	1	1	0	1.000
2013	.000	14-1	1	2	0	0	0	0	0	0	0	0	0	0	0	2-2	.000	.000	11	2	0	1.000
Totals	.000	47-1	4	11	0	0	0	0	0	0	2	0	0	0	0	3-4	.000	.000	12	3	0	1.000

Jill Paxson • OF • R/R • Greenwood, Ind. • Center Grove High School

	AVG	GP-GS	AB	R	H	2B	3B	HR	RBI	BB	SO	TB	SH	SF	HBP	SB-ATT	OBP	SLG	PQ	A	E	FLD
2000	.000	47-1	3	10	0	0	0	0	0	0	1	0	0	0	0	4-7	.000	.000	1	0	0	1.000
2001	—	21-0	0	6	0	0	0	0	0	0	0	0	0	0	0	1-1	—	—	0	0	0	—
Totals	.000	68-1	3	16	0	0	0	0	0	0	1	0	0	0	0	5-8	.000	.000	1	0	0	1.000

Sydney Pencek • OF • L/R • Burlington, Ind. • Carroll High School

	AVG	GP-GS	AB	R	H	2B	3B	HR	RBI	BB	SO	TB	SH	SF	HBP	SB-ATT	OBP	SLG	PQ	A	E	FLD
2013	.000	24-0	0	8	0	0	0	0	0	1	0	0	0	0	0	5-5	1.000	.000	0	0	0	.000

ALL-TIME BATTERS REGISTER



Erika Peterson • C • R/R • Irvine, Calif. • Irvine High School

	AVG	GP-GS	AB	R	H	2B	3B	HR	RBI	BB	SO	TB	SH	SF	HBP	SB-ATT	OBP	SLG	PO	A	E	FLD
2004	.296	56-56	135	10	40	6	1	5	26	18	15	63	7	0	3	5-5	.391	.467	356	45	2	.995
2005	.241	59-59	141	11	34	2	0	3	16	15	23	45	9	1	7	2-3	.341	.993	368	35	3	.993
2006	.262	60-60	141	18	37	5	0	6	26	23	28	60	17	0	1	0-2	.370	.426	325	51	4	.989
2007	.215	64-63	144	15	31	8	0	3	20	24	33	48	21	0	8	2-2	.358	.333	226	36	4	.985
Totals	.253	239-238	561	54	142	21	1	17	88	80	99	216	54	1	19	9-12	.365	.385	1275	167	13	.991

Erika Petruzzi • P/OF • L/L • Carmel, Ind. • Carmel High School

	AVG	GP-GS	AB	R	H	2B	3B	HR	RBI	BB	SO	TB	SH	SF	HBP	SB-ATT	OBP	SLG	PO	A	E	FLD
2010	.270	44-39	111	18	30	8	1	2	14	17	29	46	5	1	1	6-6	.369	.414	3	20	2	.920
2011	.302	49-48	139	19	42	4	2	3	27	13	26	59	4	1	0	4-4	.359	.424	26	6	2	.941
2012	.304	51-51	148	30	45	8	1	7	33	18	25	76	0	2	2	3-4	.382	.514	11	3	2	.875
2013	.194	44-35	108	11	21	6	0	3	15	17	32	36	5	0	1	5-7	.310	.333	4	5	0	1.000
Totals	.273	188-173	506	78	138	26	4	15	89	65	112	217	14	4	4	18-21	.358	.429	44	34	6	.929

Yvette Pinter • C/P • R/R • South Bend, Ind. • Saint Joseph's High School

	AVG	GP-GS	AB	R	H	2B	3B	HR	RBI	BB	SO	TB	SH	SF	HBP	SB-ATT	OBP	SLG	PO	A	E	FLD
1994	.207	35	87	3	18	1	2	0	13	4	9	23	3	1	1	1-3	.247	.264	57	57	7	.942

Keely Povlitz • C • R/R • Highland, Mich. • Lakeland High School

	AVG	GP-GS	AB	R	H	2B	3B	HR	RBI	BB	SO	TB	SH	SF	HBP	SB-ATT	OBP	SLG	PO	A	E	FLD
1998	.188	55-53	117	13	22	3	1	2	15	7	28	33	11	2	1	4-4	.236	.282	262	46	10	.969
1999	.185	49-44	92	13	17	4	0	1	5	4	23	24	9	0	0	5-5	.219	.261	143	50	4	.980
2000	.115	61-60	131	8	15	2	0	0	7	11	40	17	7	1	1	1-1	.188	.130	287	46	5	.985
2001	.116	49-45	95	2	11	2	0	0	10	8	31	13	7	0	2	2-2	.200	.137	232	29	7	.974
Totals	.149	214-202	435	36	65	11	1	3	37	30	122	87	34	3	4	12-12	.210	.200	924	171	26	.977

Lindsey Rains • OF • L/L • Fullerton, Calif. • Fullerton Union High School

	AVG	GP-GS	AB	R	H	2B	3B	HR	RBI	BB	SO	TB	SH	SF	HBP	SB-ATT	OBP	SLG	PO	A	E	FLD
2011	.372	50-50	145	35	54	3	0	4	27	11	18	69	2	0	1	14-17	.420	.476	38	4	2	.955
2012	.361	53-53	169	43	61	8	4	4	34	21	26	89	0	2	6	25-27	.444	.527	58	7	1	.985
2013	.300	55-55	170	33	51	5	1	1	19	21	21	61	10	2	13	25-32	.413	.359	77	4	0	1.000
Totals	.343	158-158	484	111	166	16	5	9	80	53	65	219	12	4	20	64-76	.426	.452	173	15	3	.984

Sarah Ranieri • 3B • R/R • Schererville, Ind. • Lake Central High School

	AVG	GP-GS	AB	R	H	2B	3B	HR	RBI	BB	SO	TB	SH	SF	HBP	SB-ATT	OBP	SLG	PO	A	E	FLD
2011	.000	1-0	1	0	0	0	0	0	0	0	1	0	0	0	0	0-0	.000	.000	0	0	0	.000

Angi Roembke • OF • L/R • Indianapolis, Ind. • Seccina High School

	AVG	GP-GS	AB	R	H	2B	3B	HR	RBI	BB	SO	TB	SH	SF	HBP	SB-ATT	OBP	SLG	PO	A	E	FLD
2000	.234	61-52	145	14	34	0	0	0	2	3	29	34	3	0	1	12-17	.255	.234	21	6	0	1.000
2001	.256	57-56	164	19	42	2	0	0	5	4	19	44	3	0	1	16-21	.278	.268	27	1	2	.933
2002	.353	59-59	190	36	67	1	0	0	11	4	13	68	14	0	0	20-26	.366	.358	41	6	3	.940
2003	.297	61-61	192	40	57	1	0	0	13	5	23	58	17	0	1	28-30	.318	.302	64	4	5	.932
Totals	.289	238-228	691	109	200	4	0	0	31	16	84	204	37	0	3	76-94	.293	.295	153	17	10	.944

Andrea Roush • OF/UT • R/R • Franklin, Ind. • Franklin High School

	AVG	GP-GS	AB	R	H	2B	3B	HR	RBI	BB	SO	TB	SH	SF	HBP	SB-ATT	OBP	SLG	PO	A	E	FLD
2000	.233	58-56	150	22	35	2	0	0	7	5	19	37	23	2	0	16-18	.255	.247	120	124	12	.953
2001	.347	58-57	170	18	59	5	1	1	12	5	17	69	14	0	0	20-24	.366	.406	24	4	4	.875
2002	.297	59-59	175	27	52	6	1	0	20	10	24	60	7	0	0	13-16	.335	.343	43	7	6	.893
2003	.244	60-60	168	19	41	5	2	3	26	8	26	59	12	3	2	17-18	.282	.351	51	6	1	.983
Totals	.282	235-232	663	86	187	18	4	4	65	28	86	225	56	5	2	66-76	.290	.339	238	141	23	.943

Suzie Rzegocki • P • R/R • Lemont, Ill. • Lemont High School

	AVG	GP-GS	AB	R	H	2B	3B	HR	RBI	BB	SO	TB	SH	SF	HBP	SB-ATT	OBP	SLG	PO	A	E	FLD
2008	.224	26-24	58	3	13	4	0	0	8	10	16	17	8	1	2	1-2	.352	.293	7	40	0	1.000
2009	.189	16-13	37	4	7	2	0	0	4	4	10	9	1	0	0	0-0	.268	.243	10	62	2	.973
2010	.277	32-32	83	13	23	2	0	4	16	10	23	37	1	1	3	6-7	.371	.446	16	106	2	.984
2011	.230	24-22	61	11	14	1	0	2	9	7	16	21	1	0	1	0-1	.319	.344	9	103	8	.933
Totals	.238	98-91	239	31	27	9	0	6	37	31	65	84	11	2	6	7-10	.338	.351	42	311	12	.967

Kristen Schell • C/1B • R/R • San Diego, Calif. • Poway High School

	AVG	GP-GS	AB	R	H	2B	3B	HR	RBI	BB	SO	TB	SH	SF	HBP	SB-ATT	OBP	SLG	PO	A	E	FLD
2003	.257	30-28	70	7	18	1	0	2	10	3	17	25	2	0	3	0-0	.316	.357	143	17	6	.964
2004	.218	46-33	101	5	22	2	1	2	12	10	19	32	3	1	0	1-1	.286	.317	82	6	4	.957
2005	.179	37-22	67	2	12	3	0	1	13	4	21	18	1	0	1	0-0	.236	.269	0	0	0	.000
2006	.275	51-42	120	6	33	6	0	3	17	12	37	48	6	0	1	0-0	.346	.400	0	0	0	.000
Totals	.237	164-125	358	20	85	12	1	8	52	29	94	123	12	1	5	1-1	.303	.344	225	23	10	.961



ALL-TIME BATTERS REGISTER

Jenny Schoen • OF • R/R • Carmel, Ind. • Carmel High School

	AVG	GP-GS	AB	R	H	2B	3B	HR	RBI	BB	SO	TB	SH	SF	HBP	SB-ATT	OBP	SLG	PO	A	E	FLD
1995	.353	54-54	187	39	66	12	7	3	27	15	15	101	1	1	2	22-27	.405	.540	71	4	2	.974
1996	.255	44-41	137	15	35	6	1	1	9	4	17	46	3	0	0	11-15	.277	.336	50	2	3	.945
1997	.373	61-59	201	32	75	11	2	6	36	1	14	108	1	2	1	5-5	.376	.537	95	5	5	.952
1998	.312	59-58	186	18	58	11	1	5	29	7	13	86	2	3	1	5-6	.335	.462	74	8	1	.988
Totals	.329	218-212	711	104	234	40	11	15	101	27	59	341	7	6	4	43-53	.354	.480	290	19	11	.966

Mandy Smart • OF • L/L • Stone Mountain, Ga. • Redan High School

	AVG	GP-GS	AB	R	H	2B	3B	HR	RBI	BB	SO	TB	SH	SF	HBP	SB-ATT	OBP	SLG	PO	A	E	FLD
1996	.290	51-50	138	16	40	2	3	0	10	5	5	48	12	0	2	3-3	.324	.348	26	2	4	.875
1997	.186	62-60	145	18	27	2	0	0	10	9	10	29	11	0	1	5-5	.239	.200	49	2	4	.927
1998	.306	59-59	157	16	48	7	0	0	22	7	8	55	14	0	0	6-9	.335	.350	52	3	2	.965
1999	.306	56-54	160	23	49	4	0	0	19	9	11	53	3	0	1	24-25	.347	.331	59	2	5	.924
Totals	.273	228-223	600	73	164	15	3	0	61	30	34	185	40	0	4	38-42	.312	.308	186	9	15	.933

Alicia Spack • INF/OF • R/R • West Lafayette, Ind. • West Lafayette High School

	AVG	GP-GS	AB	R	H	2B	3B	HR	RBI	BB	SO	TB	SH	SF	HBP	SB-ATT	OBP	SLG	PO	A	E	FLD
2007	.190	52-37	116	14	22	3	0	3	17	15	31	34	1	1	1	2-3	.286	.293	72	49	14	.896
2008	.114	21-12	35	3	4	0	0	0	3	4	20	4	1	0	0	0-0	.205	.114	33	1	0	1.000
2009	.208	28-19	53	9	11	3	0	3	9	5	20	23	3	0	1	0-0	.288	.434	70	9	0	1.000
Totals	.181	101-68	204	26	37	6	0	6	29	24	71	61	5	1	2	2-3	.273	.299	175	59	14	.944

Tanya Stall • OF • L/R • Lafayette, Ind. • Jefferson High School

	AVG	GP-GS	AB	R	H	2B	3B	HR	RBI	BB	SO	TB	SH	SF	HBP	SB-ATT	OBP	SLG	PO	A	E	FLD
1994	.125	30	48	7	6	1	0	0	1	9	14	7	6	1	2	4-4	.283	.146	32	1	1	.971
1995	.190	44-9	21	9	4	0	0	0	0	1	12	4	0	0	0	9-12	.227	.190	6	0	2	.750
1996	.259	43-13	27	15	7	0	0	0	0	3	4	7	5	0	0	12-14	.333	.259	7	0	1	.875
1997	.233	51-13	43	16	10	0	0	0	1	1	6	10	2	0	2	18-20	.283	.233	6	0	0	1.000
Totals	.194	168-35	139	47	27	1	0	0	2	14	36	28	13	1	4	43-50	.285	.201	51	1	4	0.929

Lauren Stanovsky • INF • R/R • St. Louis, Mo. • Ursuline Academy

	AVG	GP-GS	AB	R	H	2B	3B	HR	RBI	BB	SO	TB	SH	SF	HBP	SB-ATT	OBP	SLG	PO	A	E	FLD
2006	.222	7-2	9	1	2	0	0	0	0	1	2	2	0	0	0	0-0	.300	.222	15	0	0	1.000

Becky Stone • 1B/OF • L/L • Belleville, Ill. • O'Fallon Township High School

	AVG	GP-GS	AB	R	H	2B	3B	HR	RBI	BB	SO	TB	SH	SF	HBP	SB-ATT	OBP	SLG	PO	A	E	FLD
2003	.167	14-4	18	2	3	1	0	0	1	3	4	4	1	0	0	0-0	.286	.222	1	0	0	1.000
2004	.190	33-10	42	3	8	0	0	0	1	6	5	8	3	0	0	1-2	.292	.290	50	8	0	1.000
2005	.242	36-29	62	6	15	4	0	0	5	5	16	19	11	0	3	0-0	.329	.306	198	12	1	.995
2006	.264	59-59	163	15	43	7	0	1	17	11	20	53	14	1	1	3-4	.313	.325	361	32	8	.980
Totals	.242	142-102	285	26	69	12	0	1	24	25	45	84	29	1	4	4-6	.311	.295	610	52	9	.987

Kaity Stratten • UT • R/R • Bloomington, Ind. • Bloomington North High School

	AVG	GP-GS	AB	R	H	2B	3B	HR	RBI	BB	SO	TB	SH	SF	HBP	SB-ATT	OBP	SLG	PO	A	E	FLD
2007	.077	12-2	13	1	1	0	0	1	4	3	4	4	0	0	0	0-0	.250	.308	0	0	0	.000
2008	.250	6-0	4	3	1	0	0	1	1	1	0	4	0	0	0	0-0	.400	1.000	0	0	0	.000
2009	.333	19-1	9	6	3	0	0	0	1	0	3	3	0	0	0	1-2	.333	.333	0	0	0	.000
Totals	.192	37-3	26	10	5	0	0	2	6	4	7	11	0	0	0	0-0	.300	.423	0	0	0	.000

Holly Streed • 2B • R/R • Ramona, Calif. • Ramona High School

	AVG	GP-GS	AB	R	H	2B	3B	HR	RBI	BB	SO	TB	SH	SF	HBP	SB-ATT	OBP	SLG	PO	A	E	FLD
2001	.158	54-53	120	4	19	4	0	0	6	6	31	23	3	0	1	1-1	.205	.192	103	101	22	.903

Denise Szany • DP/1B • R/R • St. John, Ind. • Lake Central High School

	AVG	GP-GS	AB	R	H	2B	3B	HR	RBI	BB	SO	TB	SH	SF	HBP	SB-ATT	OBP	SLG	PO	A	E	FLD
1998	.349	56-53	146	16	51	8	1	2	27	31	13	67	3	0	0	0-0	.463	.459	0	0	0	—
1999	.333	54-53	159	11	53	14	0	3	33	24	11	76	0	2	1	0-0	.419	.478	77	3	0	1.000
Totals	.341	110-106	305	27	104	22	1	5	60	55	24	143	3	2	1	0-0	.441	.469	77	3	0	1.000

Cheri Teranishi • OF • R/R • Kaneohe, Hawaii • Hawaii Baptist Academy

	AVG	GP-GS	AB	R	H	2B	3B	HR	RBI	BB	SO	TB	SH	SF	HBP	SB-ATT	OBP	SLG	PO	A	E	FLD
1994	.000	19	7	8	0	0	0	0	0	1	4	0	0	0	0	1-1	.125	.000	4	0	0	1.000
1995	—	9-0	0	1	0	0	0	0	0	0	0	0	0	0	0	0-0	—	—	0	0	0	—
Totals	.000	28-0	7	9	0	0	0	0	0	1	4	0	0	0	0	1-1	.125	.000	4	0	0	1.000

Lynne Tortorelli • OF • R/R • Ontario, Canada • Brother Andre High School

	AVG	GP-GS	AB	R	H	2B	3B	HR	RBI	BB	SO	TB	SH	SF	HBP	SB-ATT	OBP	SLG	PO	A	E	FLD
1998	.077	43-3	13	13	1	0	0	0	1	1	1	1	1	0	2	8-12	.250	.077	5	1	2	.750
1999	.278	43-18	54	9	15	2	0	0	4	3	5	17	2	1	2	7-11	.333	.315	16	1	0	1.000
2000	.261	20-18	46	7	12	2	0	1	7	7	4	17	4	0	3	9-9	.393	.370	15	0	0	1.000
2001	.231	57-57	173	14	40	5	2	0	10	6	25	49	18	0	2	14-18	.265	.283	43	7	3	.943
Totals	.238	163-96	286	43	68	9	2	1	22	17	35	84	25	1	9	38-50	.300	.294	79	9	5	.946

ALL-TIME BATTERS REGISTER



Christina Trauger • OF • L/R/R • Santa Rosa, Calif. • Elsie Allen

	<u>AVG</u>	<u>GP-GS</u>	<u>AB</u>	<u>R</u>	<u>H</u>	<u>2B</u>	<u>3B</u>	<u>HR</u>	<u>RBI</u>	<u>BB</u>	<u>SO</u>	<u>TB</u>	<u>SH</u>	<u>SF</u>	<u>HBP</u>	<u>SB-ATT</u>	<u>OBP</u>	<u>SLG</u>	<u>PO</u>	<u>A</u>	<u>E</u>	<u>FLD</u>
2006	.118	45-5	17	11	2	0	0	0	1	1	7	2	0	0	0	6-9	.167	.118	16	0	1	.941
2007	.200	57-23	60	19	12	2	0	1	8	7	29	17	3	0	2	2-7	.304	.283	39	1	1	.976
2008	.206	58-57	131	21	27	2	1	0	9	20	38	31	10	0	5	1-2	.333	.237	54	4	2	.967
2009	.193	41-37	88	10	17	1	0	1	11	4	21	21	3	1	3	3-4	.250	.239	44	3	2	.959
Totals	.196	201-122	296	61	58	5	1	2	29	32	95	71	16	1	10	12-22	.295	.240	153	8	6	.964

Andie Varsbo • OF • L/R • Chili, Wis. • Marshfield High School

	<u>AVG</u>	<u>GP-GS</u>	<u>AB</u>	<u>R</u>	<u>H</u>	<u>2B</u>	<u>3B</u>	<u>HR</u>	<u>RBI</u>	<u>BB</u>	<u>SO</u>	<u>TB</u>	<u>SH</u>	<u>SF</u>	<u>HBP</u>	<u>SB-ATT</u>	<u>OBP</u>	<u>SLG</u>	<u>PO</u>	<u>A</u>	<u>E</u>	<u>FLD</u>
2011	.426	50-50	162	30	69	12	5	1	30	11	24	94	5	2	0	34-38	.457	.580	33	4	0	1.000
2012	.339	53-53	180	35	61	7	3	1	30	19	30	77	2	0	2	16-21	.408	.428	37	2	0	1.000
2013	.415	55-55	171	35	71	11	2	5	39	29	28	101	5	1	1	29-35	.500	.591	66	8	1	.987
Totals	.392	158-158	513	100	201	30	10	7	99	59	82	272	12	3	3	79-94	.455	.530	136	14	1	.993

Nicole Wastl • INF • R/R • Lafayette, Ind. • Lafayette-Jefferson High School

	<u>AVG</u>	<u>GP-GS</u>	<u>AB</u>	<u>R</u>	<u>H</u>	<u>2B</u>	<u>3B</u>	<u>HR</u>	<u>RBI</u>	<u>BB</u>	<u>SO</u>	<u>TB</u>	<u>SH</u>	<u>SF</u>	<u>HBP</u>	<u>SB-ATT</u>	<u>OBP</u>	<u>SLG</u>	<u>PO</u>	<u>A</u>	<u>E</u>	<u>FLD</u>
2005	.000	2-0	1	0	0	0	0	0	0	1	0	0	0	0	0	0-0	.500	.000	0	0	0	.000

Shannon Whitmore • 1B • R/R • Carmel, Ind. • Carmel High School

	<u>AVG</u>	<u>GP-GS</u>	<u>AB</u>	<u>R</u>	<u>H</u>	<u>2B</u>	<u>3B</u>	<u>HR</u>	<u>RBI</u>	<u>BB</u>	<u>SO</u>	<u>TB</u>	<u>SH</u>	<u>SF</u>	<u>HBP</u>	<u>SB-ATT</u>	<u>OBP</u>	<u>SLG</u>	<u>PO</u>	<u>A</u>	<u>E</u>	<u>FLD</u>
1995	.188	34-21	69	2	13	0	1	0	8	2	10	15	4	1	0	0-0	.208	.217	91	6	1	.990
1996	.000	8-0	4	0	0	0	0	0	0	0	2	0	0	0	0	0-0	.000	.000	5	0	0	1.000
Totals	.178	42-21	73	2	13	0	1	0	8	2	12	15	4	1	0	0-0	.197	.205	96	6	1	.990

Kayla Yates • INF • R/R • Delphi, Ind. • Delphi Community

	<u>AVG</u>	<u>GP-GS</u>	<u>AB</u>	<u>R</u>	<u>H</u>	<u>2B</u>	<u>3B</u>	<u>HR</u>	<u>RBI</u>	<u>BB</u>	<u>SO</u>	<u>TB</u>	<u>SH</u>	<u>SF</u>	<u>HBP</u>	<u>SB-ATT</u>	<u>OBP</u>	<u>SLG</u>	<u>PO</u>	<u>A</u>	<u>E</u>	<u>FLD</u>
2010	.000	15-0	1	8	2	0	0	0	0	0	0	0	0	0	0	0-0	.000	.000	0	0	0	.000

Catherine Zaworski • C/OF • R/R • Prospect Heights, Ill. • John Hersey High School

	<u>AVG</u>	<u>GP-GS</u>	<u>AB</u>	<u>R</u>	<u>H</u>	<u>2B</u>	<u>3B</u>	<u>HR</u>	<u>RBI</u>	<u>BB</u>	<u>SO</u>	<u>TB</u>	<u>SH</u>	<u>SF</u>	<u>HBP</u>	<u>SB-ATT</u>	<u>OBP</u>	<u>SLG</u>	<u>PO</u>	<u>A</u>	<u>E</u>	<u>FLD</u>
2004	.120	33-3	25	8	3	0	0	0	1	5	9	3	0	0	0	2-3	.267	.120	16	2	2	.900
2005	.268	33-10	41	8	11	0	0	1	3	5	15	14	0	0	1	3-3	.362	.341	5	2	1	.875
2006	.167	26-5	24	12	4	2	0	0	0	1	5	6	2	0	0	4-5	.200	.250	5	0	0	1.000
2007	.190	62-20	63	16	12	1	1	0	5	6	16	15	8	0	2	3-3	.282	.238	48	2	3	.943
Totals	.196	154-38	153	44	30	3	1	1	9	17	45	38	10	0	3	12-14	.289	.248	74	6	6	.930



ALL-TIME PITCHERS REGISTER

Dana Alcocer • RHP • Tucson, Ariz. • Canyon del Oro High School/Pima CC

	<u>W-L</u>	<u>ERA</u>	<u>G</u>	<u>GS</u>	<u>CG</u>	<u>ShO</u>	<u>SV</u>	<u>IP</u>	<u>H</u>	<u>R</u>	<u>ER</u>	<u>HR</u>	<u>BB</u>	<u>SO</u>	<u>HB</u>	<u>WP</u>	<u>PO</u>	<u>A</u>	<u>E</u>	<u>FLD</u>
2008	19-14	3.24	40	31	17	3	1	198.2	187	109	92	14	88	138	17	10	3	42	2	.957
2009	5-8	4.44	22	15	8	2	0	88.1	103	70	56	11	44	58	16	4	5	23	1	.966
Totals	24-22	3.61	62	46	25	5	1	287.0	290	179	148	25	132	196	33	14	8	65	3	.961

Brooke Baker • RHP • Schererville, Ind. • Lake Central High School

	<u>W-L</u>	<u>ERA</u>	<u>G</u>	<u>GS</u>	<u>CG</u>	<u>ShO</u>	<u>SV</u>	<u>IP</u>	<u>H</u>	<u>R</u>	<u>ER</u>	<u>HR</u>	<u>BB</u>	<u>SO</u>	<u>HB</u>	<u>WP</u>	<u>PO</u>	<u>A</u>	<u>E</u>	<u>FLD</u>
2004	17-12	1.88	43	28	20	7	1	205.0	181	91	55	2	81	145	8	12	5	69	3	.961
2005	15-16	2.55	42	27	15	4	3	192.0	187	93	70	12	65	124	1	17	1	64	4	.942
2006	13-15	3.09	36	27	21	0	0	183.1	211	118	81	12	76	108	12	8	2	51	4	.930
2007	26-17	2.33	51	42	39	12	1	295.0	294	138	98	18	69	174	7	8	7	79	7	.925
Totals	71-60	2.43	172	124	95	23	5	875.1	873	440	304	44	291	551	28	45	15	263	18	.939

Leighann Burke • LHP • Lafayette, Ind. • Jefferson High School

	<u>W-L</u>	<u>ERA</u>	<u>G</u>	<u>GS</u>	<u>CG</u>	<u>ShO</u>	<u>SV</u>	<u>IP</u>	<u>H</u>	<u>R</u>	<u>ER</u>	<u>HR</u>	<u>BB</u>	<u>SO</u>	<u>HB</u>	<u>WP</u>	<u>PO</u>	<u>A</u>	<u>E</u>	<u>FLD</u>
2000	9-9	2.24	35	18	7	4	3	137.1	109	64	44	7	34	129	5	7	3	48	1	.981
2001	12-11	1.07	39	23	10	4	5	184.0	128	61	28	1	62	156	11	15	2	67	6	.920
2002	13-11	2.35	37	20	8	5	3	154.2	154	75	52	8	48	116	6	9	1	57	0	1.000
2003	20-15	1.89	49	33	16	10	2	207.2	162	76	56	11	63	144	15	13	2	48	0	1.000
Totals	54-46	1.84	160	94	41	23	13	683.2	535	276	180	27	207	545	37	44	8	220	7	.970

Melissa Burns • RHP • Miami, Fla. • Gulliver Preparatory

	<u>W-L</u>	<u>ERA</u>	<u>G</u>	<u>GS</u>	<u>CG</u>	<u>ShO</u>	<u>SV</u>	<u>IP</u>	<u>H</u>	<u>R</u>	<u>ER</u>	<u>HR</u>	<u>BB</u>	<u>SO</u>	<u>HB</u>	<u>WP</u>	<u>PO</u>	<u>A</u>	<u>E</u>	<u>FLD</u>
2005	7-2	3.11	24	7	5	3	3	69.2	69	36	31	3	18	65	5	0	1	17	0	1.000
2006	6-3	3.00	14	9	6	0	0	70.0	61	34	30	6	24	72	14	1	0	10	1	.909
Totals	13-5	3.06	38	16	11	3	3	139.2	130	70	61	9	42	137	19	1	1	27	1	.966

Nicole Crouse • RHP • La Palma, Calif. • John F. Kennedy High School

	<u>W-L</u>	<u>ERA</u>	<u>G</u>	<u>GS</u>	<u>CG</u>	<u>ShO</u>	<u>SV</u>	<u>IP</u>	<u>H</u>	<u>R</u>	<u>ER</u>	<u>HR</u>	<u>BB</u>	<u>SO</u>	<u>HB</u>	<u>WP</u>	<u>PO</u>	<u>A</u>	<u>E</u>	<u>FLD</u>
1999	13-14	2.12	38	30	17	5	2	182.0	178	79	55	4	94	87	2	17	9	74	2	.976
2000	6-7	2.49	26	9	2	0	1	70.1	61	32	25	1	38	38	4	5	5	28	0	1.000
2001	11-5	2.07	31	18	7	4	3	115.0	87	44	34	4	64	80	2	18	0	32	1	.970
2002	12-10	2.66	33	21	9	6	4	129.0	122	60	49	7	49	105	1	10	3	52	2	.965
Totals	42-36	2.30	128	78	35	15	10	496.1	448	215	163	16	245	310	9	50	17	186	5	.976

Jenny Deno • RHP • Monticello, Ind. • Twin Lakes High School

	<u>W-L</u>	<u>ERA</u>	<u>G</u>	<u>GS</u>	<u>CG</u>	<u>ShO</u>	<u>SV</u>	<u>IP</u>	<u>H</u>	<u>R</u>	<u>ER</u>	<u>HR</u>	<u>BB</u>	<u>SO</u>	<u>HB</u>	<u>WP</u>	<u>PO</u>	<u>A</u>	<u>E</u>	<u>FLD</u>
1995	4-9	3.85	17	14	5	1	1	80.0	84	59	44	—	55	61	9	11	2	15	2	.895
1996	6-7	3.05	18	12	9	2	1	84.1	80	54	36	—	51	46	2	14	2	16	0	1.000
1997	9-9	3.28	24	25	11	1	2	119.1	117	71	56	—	61	66	5	8	4	27	2	.939
1998	4-7	3.45	18	14	6	4	1	69.0	58	41	34	2	60	39	3	17	4	16	0	1.000
Totals	23-32	3.37	77	65	31	8	5	352.2	339	225	170	2	227	212	19	50	12	74	4	.956

Ashley DiDomenico • RHP • Youngstown, Ohio • Boardman High School/Sante Fe Community College

	<u>W-L</u>	<u>ERA</u>	<u>G</u>	<u>GS</u>	<u>CG</u>	<u>ShO</u>	<u>SV</u>	<u>IP</u>	<u>H</u>	<u>R</u>	<u>ER</u>	<u>HR</u>	<u>BB</u>	<u>SO</u>	<u>HB</u>	<u>WP</u>	<u>PO</u>	<u>A</u>	<u>E</u>	<u>FLD</u>
2007	7-14	3.69	26	24	13	2	1	134.2	180	103	71	18	25	43	3	5	4	26	3	.909
2008	1-0	2.62	7	0	0	0	0	13.1	14	5	5	0	6	3	1	1	0	7	0	1.000
2009	2-0	3.16	11	0	0	0	0	24.1	31	15	11	2	4	8	1	1	1	5	1	.857
Totals	10-14	3.53	44	24	13	2	1	172.1	225	123	87	20	35	54	5	7	5	38	4	.915

Meagan Dooley • RHP • Phoenix, Ariz. • Mountain Pointe High School

	<u>W-L</u>	<u>ERA</u>	<u>G</u>	<u>GS</u>	<u>CG</u>	<u>ShO</u>	<u>SV</u>	<u>IP</u>	<u>H</u>	<u>R</u>	<u>ER</u>	<u>HR</u>	<u>BB</u>	<u>SO</u>	<u>HB</u>	<u>WP</u>	<u>PO</u>	<u>A</u>	<u>E</u>	<u>FLD</u>
1999	14-11	3.29	33	24	10	1	0	157.1	178	92	74	5	31	60	4	12	1	61	3	.954
2000	12-11	0.73	30	26	11	6	0	153.2	98	35	16	1	17	54	4	5	2	51	4	.930
2001	11-8	1.39	29	18	5	3	3	111.0	103	45	22	0	21	54	5	8	1	23	3	.889
2002	8-5	2.50	29	18	4	4	3	98.0	105	46	35	4	18	43	2	5	1	18	0	1.000
Totals	45-35	1.98	121	86	30	14	6	520.0	484	218	147	10	87	211	15	30	5	153	10	.940

Lilly Fecho • P • L/L • Carroll Stream, Ill. • Glenbard North High School

	<u>W-L</u>	<u>ERA</u>	<u>G</u>	<u>GS</u>	<u>CG</u>	<u>ShO</u>	<u>SV</u>	<u>IP</u>	<u>H</u>	<u>R</u>	<u>ER</u>	<u>HR</u>	<u>BB</u>	<u>SO</u>	<u>HB</u>	<u>WP</u>	<u>PO</u>	<u>A</u>	<u>E</u>	<u>FLD</u>
2013	8-16	2.96	39	20	9	0/4	2	156.1	164	79	66	14	36	107	8	3	6	32	2	.950

Heidi Foster • RHP • Santa Ana, Calif. • La Quinta High School

	<u>W-L</u>	<u>ERA</u>	<u>G</u>	<u>GS</u>	<u>CG</u>	<u>ShO</u>	<u>SV</u>	<u>IP</u>	<u>H</u>	<u>R</u>	<u>ER</u>	<u>HR</u>	<u>BB</u>	<u>SO</u>	<u>HB</u>	<u>WP</u>	<u>PO</u>	<u>A</u>	<u>E</u>	<u>FLD</u>
2002	0-0	0.00	1	0	0	0	0	0.1	1	0	0	0	1	0	0	0	517	41	1	.998

Sarah Grams • RHP • Trail Creek, Ind. • Marquette High School

	<u>W-L</u>	<u>ERA</u>	<u>G</u>	<u>GS</u>	<u>CG</u>	<u>ShO</u>	<u>SV</u>	<u>IP</u>	<u>H</u>	<u>R</u>	<u>ER</u>	<u>HR</u>	<u>BB</u>	<u>SO</u>	<u>HB</u>	<u>WP</u>	<u>PO</u>	<u>A</u>	<u>E</u>	<u>FLD</u>
2007	0-1	9.33	3	0	0	0	0	3.0	7	5	4	1	2	0	0	0	0	1	0	1.000

ALL-TIME PITCHERS REGISTER



Lauren Grant • P/1B/OF • L/L • Louisville, Ky. • DuPont Manual High School

	<u>W-L</u>	<u>ERA</u>	<u>G</u>	<u>GS</u>	<u>CG</u>	<u>ShO</u>	<u>SV</u>	<u>IP</u>	<u>H</u>	<u>R</u>	<u>ER</u>	<u>HR</u>	<u>BB</u>	<u>SO</u>	<u>HB</u>	<u>WP</u>	<u>PO</u>	<u>A</u>	<u>E</u>	<u>FLD</u>
2011	2-0	3.94	5	3	2	0/0	0	16.0	18	10	9	2	3	4	1	1	115	4	3	.975

Katie Hackney • RHP • Huntington, Ind. • Huntington North High School

	<u>W-L</u>	<u>ERA</u>	<u>G</u>	<u>GS</u>	<u>CG</u>	<u>ShO</u>	<u>SV</u>	<u>IP</u>	<u>H</u>	<u>R</u>	<u>ER</u>	<u>HR</u>	<u>BB</u>	<u>SO</u>	<u>HB</u>	<u>WP</u>	<u>PO</u>	<u>A</u>	<u>E</u>	<u>FLD</u>
2009	0-0	99.00	1	0	0	0	0	0.0	2	1	1	0	1	0	0	0	0	0	0	.000
2010	0-0	14.54	4	0	0	0	0	4.1	8	9	9	2	8	3	1	0	9	2	0	1.000
2011	1-0	1.37	10	2	1	0	0	35.2	30	18	7	3	14	29	1	3	1	14	1	.938
2012	7-4	3.78	23	8	4	1/2	0	79.2	92	61	43	9	34	53	8	3	3	24	0	1.000
Totals	8-4	3.51	38	10	5	1/2	0	119.2	132	89	60	14	57	85	10	6	13	40	1	.981

Crystal Inman • RHP • Middletown, Ind. • Shenandoah High School

	<u>W-L</u>	<u>ERA</u>	<u>G</u>	<u>GS</u>	<u>CG</u>	<u>ShO</u>	<u>SV</u>	<u>IP</u>	<u>H</u>	<u>R</u>	<u>ER</u>	<u>HR</u>	<u>BB</u>	<u>SO</u>	<u>HB</u>	<u>WP</u>	<u>PO</u>	<u>A</u>	<u>E</u>	<u>FLD</u>
1997	3-3	3.52	18	2	2	0	3	51.2	69	32	26	—	17	15	3	3	2	20	0	1.000
1998	0-2	4.05	10	2	0	0	0	19.0	18	14	11	0	20	10	0	5	0	5	0	1.000
1999	3-1	4.31	13	2	2	0	1	39.0	42	26	24	0	15	15	1	6	0	6	0	1.000
2000	6-1	1.79	18	8	2	2	2	62.2	43	24	16	3	18	47	3	7	2	9	0	1.000
Totals	12-7	3.13	59	14	6	2	6	172.1	172	96	77	3	70	87	7	21	4	40	0	1.000

Deana Jackson • RHP • Elkhart, Ind. • Elkhart Central High School

	<u>W-L</u>	<u>ERA</u>	<u>G</u>	<u>GS</u>	<u>CG</u>	<u>ShO</u>	<u>SV</u>	<u>IP</u>	<u>H</u>	<u>R</u>	<u>ER</u>	<u>HR</u>	<u>BB</u>	<u>SO</u>	<u>HB</u>	<u>WP</u>	<u>PO</u>	<u>A</u>	<u>E</u>	<u>FLD</u>
1994	20-14	2.45	36	35	33	8	0	234.7	231	102	82	7	85	70	5	0	—	—	—	—

Sarah Killer • RHP • Wickenburg, Ariz. • Wickenburg High School

	<u>W-L</u>	<u>ERA</u>	<u>G</u>	<u>GS</u>	<u>CG</u>	<u>ShO</u>	<u>SV</u>	<u>IP</u>	<u>H</u>	<u>R</u>	<u>ER</u>	<u>HR</u>	<u>BB</u>	<u>SO</u>	<u>HB</u>	<u>WP</u>	<u>PO</u>	<u>A</u>	<u>E</u>	<u>FLD</u>
2007	0-0	10.50	1	0	0	0	0	2.0	6	3	3	0	0	0	0	0	1	1	0	1.000
2008	0-0	0.00	1	0	0	0	0	1.0	0	0	0	0	3	0	0	1	1	1	0	1.000
Totals	0-0	7.00	2	0	0	0	0	3.0	6	3	3	0	3	0	0	1	2	2	0	1.000

Diana LaRiva • RHP • Tustin, Calif. • Tustin High School

	<u>W-L</u>	<u>ERA</u>	<u>G</u>	<u>GS</u>	<u>CG</u>	<u>ShO</u>	<u>SV</u>	<u>IP</u>	<u>H</u>	<u>R</u>	<u>ER</u>	<u>HR</u>	<u>BB</u>	<u>SO</u>	<u>HB</u>	<u>WP</u>	<u>PO</u>	<u>A</u>	<u>E</u>	<u>FLD</u>
2003	13-11	2.30	42	25	10	4	3	161.0	147	67	53	18	48	162	4	4	5	20	3	.893
2004	15-13	2.03	37	29	14	5	0	172.1	143	69	50	17	65	196	8	2	5	19	1	.960
2005	12-6	2.17	32	25	7	4	0	135.1	109	48	42	13	35	149	6	1	6	8	1	.933
2006	11-11	2.81	31	24	13	5	0	137.0	111	66	55	9	66	113	16	0	3	20	1	.958
Totals	51-41	2.31	142	103	44	18	3	605.2	510	250	200	57	214	620	34	7	19	67	6	.935

Jenn Markert • RHP • Binghamton, NY • Chenango Forks High School

	<u>W-L</u>	<u>ERA</u>	<u>G</u>	<u>GS</u>	<u>CG</u>	<u>ShO</u>	<u>SV</u>	<u>IP</u>	<u>H</u>	<u>R</u>	<u>ER</u>	<u>HR</u>	<u>BB</u>	<u>SO</u>	<u>HB</u>	<u>WP</u>	<u>PO</u>	<u>A</u>	<u>E</u>	<u>FLD</u>
1995	15-11	1.99	33	26	22	5	2	189.2	153	70	54	—	60	125	16	9	14	50	2	.970
1996	15-6	1.79	24	20	18	3	2	149.2	112	48	38	—	43	179	12	3	4	24	0	1.000
Totals	30-17	1.90	57	46	40	8	4	339.1	265	118	92	—	103	304	28	12	18	74	2	0.979

Jaime Martino • RHP • Orland Park, Ill. • Carl Sandburg High School

	<u>W-L</u>	<u>ERA</u>	<u>G</u>	<u>GS</u>	<u>CG</u>	<u>ShO</u>	<u>SV</u>	<u>IP</u>	<u>H</u>	<u>R</u>	<u>ER</u>	<u>HR</u>	<u>BB</u>	<u>SO</u>	<u>HB</u>	<u>WP</u>	<u>PO</u>	<u>A</u>	<u>E</u>	<u>FLD</u>
1995	4-11	4.08	22	14	8	0	2	104.2	133	86	61	—	34	36	2	9	7	27	5	.872
1996	4-3	2.82	13	9	6	2	1	56.0	70	30	22	—	20	20	1	4	2	22	0	1.000
1997	4-3	4.55	10	4	1	0	2	40.0	55	38	26	—	20	15	2	3	0	16	2	.889
1998	3-2	3.73	18	5	2	0	1	56.1	69	39	30	3	18	28	3	5	0	16	2	.889
Totals	15-19	3.79	63	32	17	2	6	257.0	327	193	139	3	92	99	8	21	9	81	9	.909

Shelli Messer • RHP • Greenfield, Ind. • Mount Vernon High School

	<u>W-L</u>	<u>ERA</u>	<u>G</u>	<u>GS</u>	<u>CG</u>	<u>ShO</u>	<u>SV</u>	<u>IP</u>	<u>H</u>	<u>R</u>	<u>ER</u>	<u>HR</u>	<u>BB</u>	<u>SO</u>	<u>HB</u>	<u>WP</u>	<u>PO</u>	<u>A</u>	<u>E</u>	<u>FLD</u>
2002	0-0	3.50	1	0	0	0	0	2.0	4	5	1	1	2	1	0	0	32	144	24	.880
2003	1-1	5.35	9	3	0	0	0	17.0	15	14	13	2	13	13	2	3	17	43	4	.938
Totals	1-1	5.16	10	3	0	0	0	19.0	19	19	14	3	15	14	2	3	49	187	28	.893

Lexy Moore • RHP • St. Peters, Mo. • Fort Zumwalt South

	<u>W-L</u>	<u>ERA</u>	<u>G</u>	<u>GS</u>	<u>CG</u>	<u>ShO</u>	<u>SV</u>	<u>IP</u>	<u>H</u>	<u>R</u>	<u>ER</u>	<u>HR</u>	<u>BB</u>	<u>SO</u>	<u>HB</u>	<u>WP</u>	<u>PO</u>	<u>A</u>	<u>E</u>	<u>FLD</u>
2012	20-12	3.41	39	30	20	3/1	1	190.2	233	111	93	17	45	118	8	2	5	43	3	.941
2013	11-15	3.80	35	29	9	1/2	0	169.2	197	106	92	10	47	97	15	2	1	29	6	.833
Totals	31-27	3.59	74	59	29	4/3	1	360.1	430	217	185	27	92	215	23	4	6	72	9	.897

Erika Petruzzini • LHP • Carmel, Ind. • Carmel High School

	<u>W-L</u>	<u>ERA</u>	<u>G</u>	<u>GS</u>	<u>CG</u>	<u>ShO</u>	<u>SV</u>	<u>IP</u>	<u>H</u>	<u>R</u>	<u>ER</u>	<u>HR</u>	<u>BB</u>	<u>SO</u>	<u>HB</u>	<u>WP</u>	<u>PO</u>	<u>A</u>	<u>E</u>	<u>FLD</u>
2010	5-3	4.48	17	5	0	0/2	1	59.1	76	48	38	7	20	22	4	6	3	20	2	.920
2011	1-1	5.68	5	4	0	0/0	0	12.1	18	11	10	2	2	2	1	0	26	6	2	.941
2012	1-2	7.36	9	5	0	0/0	0	25.2	42	32	27	4	11	10	2	7	11	3	2	.875
2013	2-1	3.43	6	2	1	1/0	0	16.1	18	8	8	1	2	5	0	1	4	5	0	1.000
Totals	9-7	5.11	37	16	1	1/2	1	113.2	154	99	83	14	35	39	7	14	44	34	6	.929



ALL-TIME PITCHERS REGISTER

Yvette Pinter • RHP • South Bend, Ind. • Saint Joseph's High School

	<u>W-L</u>	<u>ERA</u>	<u>G</u>	<u>GS</u>	<u>CG</u>	<u>ShO</u>	<u>SV</u>	<u>IP</u>	<u>H</u>	<u>R</u>	<u>ER</u>	<u>HR</u>	<u>BB</u>	<u>SO</u>	<u>HB</u>	<u>WP</u>	<u>PO</u>	<u>A</u>	<u>E</u>	<u>FLD</u>
1994	1-3	3.19	6	4	3	—	0	26.3	36	19	12	1	13	5	1	1	—	—	—	—

Julia Rice • RHP • Oak Park, Calif. • Oak Park High School

	<u>W-L</u>	<u>ERA</u>	<u>G</u>	<u>GS</u>	<u>CG</u>	<u>ShO</u>	<u>SV</u>	<u>IP</u>	<u>H</u>	<u>R</u>	<u>ER</u>	<u>HR</u>	<u>BB</u>	<u>SO</u>	<u>HB</u>	<u>WP</u>	<u>PO</u>	<u>A</u>	<u>E</u>	<u>FLD</u>
2010	1-2	4.98	8	5	0	0	0	19.2	22	15	14	2	8	7	2	1	0	6	0	1.000
2011	0-0	0.00	1	0	0	0	0	0.2	0	0	0	0	0	0	0	0	0	1	0	1.000
Totals	1-2	4.82	9	5	0	0	0	20.1	22	15	14	2	8	7	2	1	0	7	0	1.000

Suzie Rzegocki • RHP • Lemont, Ill. • Lemont High School

	<u>W-L</u>	<u>ERA</u>	<u>G</u>	<u>GS</u>	<u>CG</u>	<u>ShO</u>	<u>SV</u>	<u>IP</u>	<u>H</u>	<u>R</u>	<u>ER</u>	<u>HR</u>	<u>BB</u>	<u>SO</u>	<u>HB</u>	<u>WP</u>	<u>PO</u>	<u>A</u>	<u>E</u>	<u>FLD</u>
2008	15-9	2.55	38	27	14	5	3	167.2	143	91	61	9	91	125	14	13	7	40	0	1.000
2009	24-12	1.48	41	36	24	6	0	237.0	169	71	50	9	91	187	21	17	10	62	2	.973
2010	21-22	2.56	50	44	34	8	3	276.1	234	139	101	18	97	216	20	10	16	106	2	.984
2011	26-17	2.18	45	41	35	10	0	259.2	233	126	81	16	68	200	19	10	9	103	8	.933
Totals	86-60	2.18	174	148	107	29	6	940.2	779	427	293	52	347	728	74	50	42	311	12	.967

Sheryl Scheve • RHP • St. Louis, Mo. • Ursuline Academy

	<u>W-L</u>	<u>ERA</u>	<u>G</u>	<u>GS</u>	<u>CG</u>	<u>ShO</u>	<u>SV</u>	<u>IP</u>	<u>H</u>	<u>R</u>	<u>ER</u>	<u>HR</u>	<u>BB</u>	<u>SO</u>	<u>HB</u>	<u>WP</u>	<u>PO</u>	<u>A</u>	<u>E</u>	<u>FLD</u>
1996	10-5	2.90	18	16	9	2	0	92.3	85	48	38	—	39	77	3	13	4	13	1	.944
1997	25-10	1.75	39	38	23	6	4	232	196	75	58	—	57	183	5	4	8	28	1	.973
1998	22-19	2.27	47	38	21	4	0	253	231	101	82	6	87	188	3	9	4	37	1	.976
Totals	57-34	2.16	103	93	53	12	4	578.0	512	224	178	6	183	448	11	26	16	78	3	.969

Becky Stone • LHP • Belleville, Ill. • O'Fallon Township

	<u>W-L</u>	<u>ERA</u>	<u>G</u>	<u>GS</u>	<u>CG</u>	<u>ShO</u>	<u>SV</u>	<u>IP</u>	<u>H</u>	<u>R</u>	<u>ER</u>	<u>HR</u>	<u>BB</u>	<u>SO</u>	<u>HB</u>	<u>WP</u>	<u>PO</u>	<u>A</u>	<u>E</u>	<u>FLD</u>
2006	0-1	15.75	2	0	0	0	0	2.2	7	7	6	0	1	1	2	0	361	32	8	.980

Kaity Stratten • RHP • Bloomington, Ind. • Bloomington North High School

	<u>W-L</u>	<u>ERA</u>	<u>G</u>	<u>GS</u>	<u>CG</u>	<u>ShO</u>	<u>SV</u>	<u>IP</u>	<u>H</u>	<u>R</u>	<u>ER</u>	<u>HR</u>	<u>BB</u>	<u>SO</u>	<u>HB</u>	<u>WP</u>	<u>PO</u>	<u>A</u>	<u>E</u>	<u>FLD</u>
2008	0-0	0.00	1	0	0	0	0	1.0	0	0	0	0	1	1	0	0	0	0	0	0.00

Alex Whittemore • RHP • Palos Verdes Estates, Calif. • Palos Verdes

	<u>W-L</u>	<u>ERA</u>	<u>G</u>	<u>GS</u>	<u>CG</u>	<u>ShO</u>	<u>SV</u>	<u>IP</u>	<u>H</u>	<u>R</u>	<u>ER</u>	<u>HR</u>	<u>BB</u>	<u>SO</u>	<u>HB</u>	<u>WP</u>	<u>PO</u>	<u>A</u>	<u>E</u>	<u>FLD</u>
2012	3-4	4.49	14	10	2	0/1	0	39.0	40	29	25	1	33	25	0	7	0	6	1	.857
2013	2-0	2.75	17	4	0	0/2	0	28.0	24	14	11	2	19	18	1	4	1	10	0	1.000
Totals	5-4	3.76	31	14	2	0/3	0	67.0	64	43	36	3	52	43	1	11	1	16	1	.944

TEAM GAME BATTING RECORDS



At-Bats

63	vs. Minnesota (4/29/00)
46	vs. Michigan (4/7/99)
46	vs. Loyola (4/14/11)
45	vs. Iowa State (2/18/07)
41	vs. Minnesota (4/20/95)
40	vs. Penn State (3/30/96)
40	vs. Illinois (4/15/06)
39	vs. Pittsburgh (3/19/04)
39	vs. San Diego State (2/12/10)
39	vs. N.C. State (3/2/12)

Runs

19	vs. IPFW (Game 2) (4/8/03)
18	vs. IUPUI (Game 2) (4/6/11)
18	vs. IUPUI (4/3/13)
17	vs. Bowling Green (3/26/09)
16	vs. Belmont (3/14/98)
16	vs. Ohio State (4/14/99)
16	vs IUPUI (4/17/07)
14	vs. Wright State (2/19/06)
14	Louisiana-Lafayette (3/20/10)
14	vs. Niagara (2/25/12)
13	vs. Northeastern Illinois (3/14/97)
13	vs. Florida (3/1/02)
13	vs. Valparaiso (3/13/02)
13	vs. Villanova (3/10/06)

Hits

18	vs. Belmont (3/14/98)
18	vs. Ohio State (4/14/99)
18	vs. Western Illinois (2/25/06)
18	vs. IUPUI (Game 2) (4/6/11)
18	vs. Troy (2/26/12)
18	vs. IUPUI (4/3/13)
17	vs. Northeastern Illinois (3/14/97)
17	vs. Northeastern Illinois (3/20/97)
17	vs. Arkansas (3/13/99)
17	vs. Minnesota (4/29/00)
17	vs. Wright State (2/19/06)
17	vs. George Mason (3/15/06)
17	vs. IUPUI (4/17/07)

Doubles

7	vs. Marist (2/24/07)
7	vs. IUPUI (Game 2) (4/6/11)
6	vs. Indiana State (4/24/96)
5	vs. Wisconsin (4/6/96)
5	vs. Northeastern Illinois (3/20/97)
5	vs. Indiana State (4/1/98)
5	vs. Temple (2/13/04)
5	vs. Bowling Green (3/26/09)
5	vs. Longwood (3/4/12)

Triples

3	vs. UNC-Wilmington (3/6/94)
3	vs. Niagara (2/25/12)
2	vs. Canisius (3/5/94)
2	vs. Ball State (3/26/97)
2	vs. Evansville (3/19/98)
2	vs. Ball State (3/30/99)
2	vs. Ohio State (4/14/99)
2	vs. Radford (2/20/00)
2	vs. IUPUI (4/23/03)
2	vs. Villanova (2/20/04)
2	vs. Detroit (3/26/05)
2	vs. South Alabama (2/9/08)
2	vs. Appalachian State (2/24/08)
2	vs. Northern Illinois (2/27/10)
2	vs. New Mexico (3/17/10)
2	vs. Miami Redhawks (3/24/10)
2	vs. Texas A&M-CC (3/2/13)

Home Runs

4	vs. UNLV (2/14/03)
4	vs. IUPUI (4/17/07)
3	vs. Valparaiso (4/18/00)
3	vs. Minnesota (3/30/01)
3	vs. Florida A&M (2/9/02)
3	vs. Butler (3/26/08)
3	vs. Wisconsin (4/04/08)
3	vs. Michigan State (4/19/08)
3	vs. Illinois (4/29/09)
3	vs. North Dakota State (2/14/10)
3	vs. Louisiana-Lafayette (3/20/10)
3	Penn State (4/3/10)
3	vs. Buffalo (3/11/11)
3	vs. Iowa (4/2/11)
3	vs. Northern Colorado (2/18/12)
3	at Indiana (4/7/12)

Runs Batted In

16	vs. IPFW (Game 2) (4/8/03)
16	vs. Bowling Green (4/26/09)
16	vs. IUPUI (Game 2) (4/6/11)
16	vs. IUPUI (4/3/13)
15	vs. Ohio State (4/14/99)
14	vs. Belmont (3/14/98)
14	vs. IUPUI (4/17/07)
13	vs. Florida (3/1/02)
13	vs. Wright State (2/19/06)
13	vs. Louisiana Lafayette (3/20/10)
12	three times, last vs. Iowa (4/2/11)

Bases On Balls

9	vs. Villanova (3/10/06)
9	vs. Florida International (2/23/07)
9	vs. Syracuse (2/17/08)
9	vs. UT- Martin (2/24/12)
9	at Penn State (3/31/12)
8	six times, last. vs. Nebraska (5/10/13)
7	nine times, last vs. Iowa (5/3/13)

Strikeouts

18	vs. California (3/15/01)
17	vs. Northwestern (4/6/07)
15	vs. Northwestern (3/7/04)
15	vs. Northwestern (4/16/06)
14	vs. Louisiana-Lafayette (2/19/05)
14	vs. Auburn (2/22/09)
14	vs. Michigan (4/4/09)
14	vs. San Diego State (2/12/10)
13	five times, last vs. LSU (2/12/11)

Stolen Bases

12	vs. Michigan State (2/28/10)
9	vs. Villanova (3/10/06)
9	vs. Minnesota (5/1/10)
8	vs. UT- Martin (2/24/12)
8	vs. Michigan State (4/6/13)
7	vs. Oregon (2/18/95)
7	vs. Temple (3/5/99)
7	vs. Marist (2/24/07)
7	vs. Appalachian State (2/15/09)
7	vs. Buffalo (3/13/10)
7	vs. Hampton (2/8/13)

Left On Base

18	vs. Minnesota (4/29/00)
16	vs. Indiana (4/14/02)
16	vs. Ohio State (3/30/13)
15	vs. Michigan (4/7/99)
14	vs. Minnesota (4/30/95)
14	vs. Florida International (2/23/07)
14	vs. Iowa (5/3/13)
13	four times, last vs. North Carolina (2/9/13)



TEAM GAME PITCHING RECORDS

Innings Pitched

16.0	vs. Minnesota (4/29/00)
12.0	vs. Iowa State (2/18/07)
10.1	vs. Michigan (4/7/99)
10.1	vs. Loyola (4/14/11)
10.0	vs. Butler (4/12/94)
10.0	vs. Indiana (4/26/95)
10.0	vs. Georgia (3/7/98)
10.0	vs. Penn State (4/13/01)
10.0	vs. Western Michigan (4/25/01)
10.0	vs. Pittsburgh (3/19/04)
10.0	vs. Minnesota (4/17/04)
10.0	vs. Illinois (4/15/06)
10.0	vs. San Diego State (2/12/10)
10.0	vs. Ohio State (3/31/13)

Hits Allowed

17	vs. Michigan (3/25/95)
17	vs. Middle Tennessee State (2/21/09)
16	vs. Coker (3/12/94)
16	vs. Indiana State (3/28/99)
16	vs. #5 Louisiana-Lafayette (2/20/05)
16	vs. Wisconsin (4/22/05)
16	vs. Nebraska (4/20/13)
15	vs. Iowa (3/30/97)
15	vs. BYU (3/10/07)
15	at Cal State Fullerton (3/14/12)
14	vs. Minnesota (4/30/95)
14	vs. Minnesota (4/20/96)
14	vs. Notre Dame (4/3/01)
14	vs. Michigan State (4/24/04)
14	vs. Missouri (3/7/08)

Runs Allowed

17	vs. Northwestern (4/14/00)
15	vs. #5 Louisiana-Lafayette (2/20/05)
14	vs. Indiana State (3/28/99)
14	vs. Michigan (4/9/06)
14	vs. BYU (3/15/12)
13	vs. Iowa (3/30/97)
13	vs. Northwestern (4/25/04)
13	vs. Michigan (4/9/11)
13	at Michigan (3/23/13)
12	seven times, last vs. Nebraska (Game 2) (4/20/13)

Bases On Balls

10	vs. Florida State (2/13/98)
10	vs. South Alabama (2/9/08)
9	vs. #5 Louisiana-Lafayette (2/20/05)
8	vs. Loyola-Chicago (3/24/98)
8	vs. Notre Dame (4/6/04)
8	vs. IUPUI (2/24/06)
8	vs. Nevada (5/18/08)
8	vs. Louisiana-Lafayette (3/20/10)
8	vs. BYU (3/15/12)
8	at Michigan (3/23/13)
7	18 times, last vs. Nebraska (4/21/13)

Strikeouts

18	vs. Minnesota (4/29/00)
17	vs. IPFW (3/27/04)
16	vs. Miami (Ohio) (4/25/96)
14	vs. Wichita State (2/27/98)
13	vs. Northern Illinois (3/3/96)
13	vs. Indiana State (4/24/96)
13	vs. Wisconsin (3/31/01)
13	vs. Wisconsin (4/23/06)
12	four times, last vs. Northern Illinois (2/10/01)

No-Hitters

W, 9-0	vs. IPFW (4/19/94)
W, 10-0	vs. Butler (3/23/96)
W, 16-0	vs. Belmont (3/14/98)*
W, 1-0	vs. Temple (2/19/00)
W, 3-0	vs. Iowa State (2/26/00)
W, 1-0	vs. Mississippi (2/9/02)
W, 8-0	vs. Gardner Webb (3/22/03)
W, 8-0	vs. IPFW (Game 1) (4/8/03)
W, 9-0	vs. Eastern Illinois (Game 1) (4/16/03)
W, 4-0	vs. Utah State (3/20/04)
W, 8-2	vs. IPFW (3/27/04)
W, 8-0	vs. UMKC (2/11/05)
W, 7-0	vs. Ball State (4/4/06)*
W, 9-0	vs. UC Davis (2/29/08)
W 7-0	at Ball State (Game 2) (4/24/10)

*denotes combined no-hitter

One-Hitters

W, 6-1	vs. Ball State (3/21/95)
W, 1-0	vs. Wright State (3/9/96)
W, 9-0	vs. Eastern Kentucky (3/9/96)
W, 1-0	vs. Indiana State (4/24/96)
W, 9-0	vs. Loyola Marymount (3/16/97)
W, 2-0	vs. Loyola-Chicago (4/10/97)
W, 1-0	vs. Florida State (3/12/98)
W, 8-1	vs. Michigan State (4/11/98)
W, 4-0	vs. Liberty (2/20/99)
W, 3-0	vs. Louisiana-Monroe (2/11/00)
W, 2-0	vs. Maryland (3/10/00)
W, 1-0	vs. Indiana State (3/29/00)
W, 3-0	vs. Michigan State (3/31/00)
W, 8-0	vs. Butler (4/5/00)
W, 2-0	vs. Butler (4/5/00)
W, 1-0	vs. Valparaiso (4/18/00)
W, 1-0	vs. Indiana (5/6/00)
W, 4-0	vs. Texas A&M-CC (3/3/01)
T, 0-0	vs. Texas-Arlington (3/4/01)
W, 1-0	vs. Eastern Illinois (3/16/01)
W, 2-1	vs. Northwestern (4/22/01)
W, 8-0	vs. Florida A&M (2/9/02)
L, 0-1	vs. Georgia (2/10/02)
W, 1-0	vs. Texas (2/16/02)
W, 8-0	vs. IUPUI (3/20/02)
W, 8-0	vs. IPFW (3/23/02)
W, 7-0	vs. Butler (4/3/02)
W, 12-0	vs. Tennessee State (Game 1) (3/17/03)
W, 11-0	vs. IPFW (3/23/03)
W, 8-0	vs. Illinois-Chicago (Game 1) (3/26/03)
W, 2-0	vs. IUPUI (Game 2) (4/23/03)
W, 4-0	vs. Virginia (3/17/04)
W, 8-0	vs. Valparaiso (3/24/04)
W, 2-0	vs. IPFW (3/27/04)
W, 8-0	vs. IUPUI (4/20/04)
W, 2-0	vs. Akron (3/18/05)
W, 9-1	vs. Illinois (4/10/05)
W, 9-0	vs. Minnesota (4/24/05)
W, 10-0	vs. Jacksonville (3/9/06)
W, 2-0	vs. Butler (3/28/06)
W, 10-0	vs. IUPUI (4/2/08)
W 2-0	vs. IUPUI (Game 1) (3/31/10)
W 6-0	vs. IUPUI (Game 2) (3/31/10)*
W 1-0	vs. Butler (Game 1) (4/1/10)

INDIVIDUAL GAME BATTING RECORDS

At-Bats

8	Katie Crabtree	vs. Minnesota (4/29/00)
8	Heidi Foster	vs. Minnesota (4/29/00)
8	Shahara Nixon	vs. Minnesota (4/29/00)
7	Chrissy Davie	vs. Minnesota (4/29/00)
7	Angi Roembke	vs. Minnesota (4/29/00)
7	Andrea Roush	vs. Minnesota (4/29/00)
6	Seven times, last by Varsho, Garst, Rains	vs. Loyola (4/14/11)

Runs

4	Jody Meister	vs. Northeastern Illinois (3/20/97)
4	Katie Mitchell	vs. Bowling Green (3/26/09)
4	Molly Garst	vs. Louisiana-Lafayette (3/20/10)
4	Molly Garst	vs. Minnesota (5/2/10)
4	Molly Garst	vs. IUPUI (Game 2) (4/6/11)
4	Andie Varsho	at IUPUI (4/3/13)
3	58 times, last by Ashley Courtney	vs. Michigan State (5/9/13)

Hits

5	Angi Roembke	vs. Indiana (4/14/02)
5	Molly Garst	vs. Troy (2/26/12)
4	38 times, last by Andie Varsho	at IUPUI (4/3/13)

Doubles

3	Andrea Hillsey	vs. Texas A&M-Corpus Christi (3/3/02)
2	50 times, last by Lindsey Rains	at IUPUI (Game 2) (4/3/13)

Triples

2	Yvette Pinter	vs. Canisius (3/5/94)
2	Jennifer Blasnick	vs. UNC-Wilmington (3/6/94)
2	Katie Crabtree	vs. Radford (2/20/02)
2	Andrea Hillsey	vs. IUPUI (4/23/03)
2	Tricia Lilley	vs. Villanova (2/20/04)
2	Tricia Lilley	vs. Detroit (3/26/05)
2	Ashley Hall	vs. South Alabama (2/9/08)

Home Runs

2	Jenny Schoen	vs. Loyola-Chicago (4/10/97)
2	Heidi Foster	vs. Minnesota (3/30/01)
2	Laura Martin	vs. Florida A&M (2/9/02)
2	Tricia Lilley	vs. UC Riverside (2/16/03)
2	Heidi Foster	vs. Oregon State (3/1/03)
2	Kristen Schell	vs. IPFW (Game 2) (4/8/03)
2	DaQueta Johnson	vs. Dayton (2/22/04)
2	Erika Peterson	vs. Penn State (5/2/04)
2	Katie Fortune	vs. Bowling Green (2/27/05)
2	DaQueta Johnson	vs. Villanova (3/10/06)
2	Katie Mitchell	vs. Michigan State (3/24/07)
2	Katie Mitchell	vs. Butler (3/26/08)
2	Jenna Alexander	vs. Wisconsin (4/4/08)
2	Katie Mitchell	vs. Florida Atlantic (3/16/09)
2	Erika Petruzzi	vs. North Dakota State (2/14/10)
2	Liane Horiuchi	vs. Louisiana-Lafayette (3/20/10)
2	Suzie Rzegocki	vs. Ball State (4/21/10)
2	Molly Garst	vs. IUPUI (Game 1) (4/6/11)
2	Erika Petruzzi	at Indiana (4/7/12)
2	Danielle Fletcher	at Ball State (4/12/12)
2	Erika Petruzzi	at Indiana (4/12/13)

Runs Batted In

7	Staci Falzon	vs. IPFW (Game 1) (4/8/03)
7	DaQueta Johnson	vs. Dayton (2/22/04)
6	Tricia Lilley	vs. UC Riverside (2/16/03)
6	Kristen Schell	vs. IPFW (Game 2) (4/8/03)
6	Christina Trauger	vs. IUPUI (4/17/07)
6	Liane Horiuchi	vs. Louisiana-Lafayette (3/20/10)
6	Molly Garst	vs. IUPUI (Game 1) (4/6/11)
5	11 times, last by Erika Petruzzi	at Indiana (4/12/13)

Bases On Balls

4	Danielle Fletcher	vs. Penn State (3/31/12)
3	20 times, last by Andie Varsho	at Nebraska (5/10/13)

Strikeouts

4	Chrissy Davie	vs. Wisconsin (4/28/00)
4	Jesse Jones	vs. Iowa (4/7/02)
4	Katie Mitchell	vs. South Florida (3/17/06)
4	Beth Cinadr	vs. Pacific (3/1/08)
3	76 times, last by Erika Petruzzi	at Indiana (4/14/13)

Stolen Bases

3	Jenny Schoen	vs. Valparaiso (4/5/95)
3	Katie Crabtree	vs. Loyola-Chicago (3/28/99)
3	Katie Crabtree	vs. Iowa State (2/26/00)
3	Angi Roembke	vs. Eastern Illinois (4/16/03)
3	Ashley Hall	vs. Villanova (3/10/06)
3	Ashley Hall	vs. George Mason (3/18/06)
3	Ashley Hall	vs. Kennesaw State (2/10/07)
3	Ashley Hall	vs. San Jose State (3/2/07)
3	Molly Garst	vs. Appalachian State (2/15/09)
3	Liane Horiuchi	vs. Appalachian State (2/15/09)
3	Liane Horiuchi	vs. Wisconsin (3/22/09)
3	Liane Horiuchi	vs. Houston (2/20/10)
3	Liane Horiuchi	vs. Saint Louis (2/26/10)
3	Molly Garst	vs. Buffalo (3/13/10)
3	Molly Garst	vs. Cal State Fullerton (3/17/10)
3	Molly Garst	vs. Louisiana-Lafayette (3/20/10)
3	Kristen Allen	vs. Michigan State (4/28/10)
3	Molly Garst	vs. Minnesota State (5/2/10)
3	Molly Garst	vs. IUPUI (Game 2) (4/6/11)
3	Molly Garst	vs. Niagara (2/25/12)
3	Lindsey Rains	vs. South Alabama (3/3/12)
3	Erika Petruzzi	vs. Hampton (2/8/13)
3	Andie Varsho	vs. Texas A&M-CC (3/2/13)

Batting

5-5	Angi Roembke	vs. Indiana (4/14/02)
4-4	Jenny Schoen	vs. Texas Tech (3/9/97)
4-4	Jenny Schoen	vs. Michigan State (4/20/97)
4-4	Mandy Smart	vs. Marshall (3/13/98)
4-4	Sam Mercier	vs. Indiana State (4/1/98)
4-4	Sam Mercier	vs. Liberty (2/20/99)
4-4	Mandy Smart	vs. Texas (3/4/99)
4-4	Mandy Smart	vs. Arkansas (3/13/99)
4-4	Jesse Jones	vs. Toledo (3/26/00)
4-4	Angi Roembke	vs. Western Kentucky (3/16/01)
4-4	Heidi Foster	vs. Iowa (4/20/01)
4-4	Katie Crabtree	vs. Virginia Tech (3/7/02)
4-4	Andrea Hillsey	vs. George Mason (3/17/02)
4-4	Katie Crabtree	vs. IUPUI (3/20/02)
4-4	Shelli Messer	vs. IPFW (3/27/04)
4-4	Andrea Hillsey	vs. Arkansas (2/13/05)
4-4	Ashley Hall	vs. New Mexico (2/17/06)
4-4	Ashley Hall	vs. South Alabama (2/9/08)
4-4	Liane Horiuchi	vs. Bowling Green (3/26/09)
4-4	Ashley Barr	vs. Cal State Fullerton (3/17/10)
4-4	Andie Varsho	at IUPUI (Game 2) (4/3/13)

INDIVIDUAL GAME PITCHING RECORDS

Innings Pitched

12.0	Ashley DiDomenico	vs. Iowa State (2/18/07)
10.0	Deana Jackson	vs. Butler (4/12/94)
10.0	Sheryl Scheve	vs. Georgia (3/7/98)
10.0	Suzie Rzegocki	vs. San Diego State (2/12/10)
9.2	Jenn Markert	vs. Michigan (3/26/95)
9.0	Deana Jackson	vs. Coker (3/12/94)
9.0	Sheryl Scheve	vs. Western Illinois (3/3/96)
9.0	Jenn Markert	vs. Penn State (3/30/96)
9.0	Jenn Markert	vs. Minnesota (4/20/96)
9.0	Sheryl Scheve	vs. Michigan State (4/19/97)
9.0	Sheryl Scheve	vs. Indiana (4/15/98)
9.0	Brooke Baker	vs. Illinois (4/09/04)
9.0	Suzie Rzegocki	vs. Wisconsin (5/8/11)
9.0	Lexy Moore	vs. N.C. State (3/2/12)
9.0	Lexy Moore	vs. Ohio State (3/30/13)
8.2	Brooke Baker	vs. Wisconsin (4/22/05)
8.2	Suzie Rzegocki	vs. Michigan (4/4/09)
8.2	Lilly Fecho	at Ohio State (3/31/13)
8.1	Jenny Deno	vs. Iowa (3/29/97)
8.1	Sheryl Scheve	vs. Indiana State (4/2/97)
8.1	Meagan Dooley	vs. Wisconsin (4/28/00)
8.1	Leighann Burke	vs. Wisconsin (3/31/01)
8.1	Lexy Moore	vs. Nebraska (4/20/13)
8.0	24 times, last by Lexy Moore	vs. Iowa (5/3/13)

Hits Allowed

16	Deana Jackson	vs. Coker (3/12/94)
16	Crystal Inman	vs. Indiana State (3/28/99)
15	Brooke Baker	vs. BYU (3/10/07)
14	Jaime Martino	vs. Michigan (3/25/95)
14	Brooke Baker	vs. Wisconsin (4/22/05)
14	Lilly Fecho	vs. Nebraska (4/20/13)
13	Deana Jackson	vs. Canisius (3/5/94)
13	Sheryl Scheve	vs. Missouri (3/14/96)
13	Brooke Baker	vs. Michigan State (4/7/06)
13	Suzie Rzegocki	vs. Louisville (5/15/09)
13	Suzie Rzegocki	vs. San Diego State (2/12/10)
13	Lexy Moore	at Ball State (4/12/12)
13	Lexy Moore	at Baylor (Game 1) (3/9/13)
12	Deana Jackson	vs. Indianapolis (4/21/94)
12	Deana Jackson	vs. Butler (4/29/94)
12	Jenn Markert	vs. Northern Iowa (2/26/95)
12	Jenn Markert	vs. Michigan (3/26/95)
12	Jenny Deno	vs. Valparaiso (4/5/95)
12	Sheryl Scheve	vs. Georgia (3/7/98)
12	Leighann Burke	vs. North Carolina (2/18/00)
12	Suzie Rzegocki	vs. New Mexico (3/17/10)
12	Lilly Fecho	at Michigan (Game 2) (3/23/13)

Bases On Balls

8	Sheryl Scheve	vs. Florida State (2/13/98)
8	Diana LaRiva	vs. Notre Dame (4/6/04)
8	Brooke Baker	vs. IUPUI (2/24/06)
8	Suzie Rzegocki	vs. Louisiana-Lafayette (3/20/10)
8	Lilly Fecho	at Michigan (3/23/13)
7	Deana Jackson	vs. Butler (4/29/94)
7	Jenn Markert	vs. UNLV (2/17/96)
7	Nicole Crouse	vs. Auburn (2/9/01)
7	Leighann Burke	vs. California (3/15/01)
7	Brooke Baker	vs. Indiana (5/7/06)
6	26 times, last by Lexy Moore	vs. Nebraska (4/21/13)

Strikeouts

17	Diana LaRiva	vs. IPFW (3/27/04)
16	Jenn Markert	vs. Miami (Ohio) (4/25/96)
14	Sheryl Scheve	vs. Wichita State (2/27/98)
13	Jenn Markert	vs. Northern Illinois (3/3/96)
13	Jenn Markert	vs. Indiana State (4/24/96)
13	Melissa Burns	vs. Wisconsin (4/23/06)
12	Jenn Markert	vs. McNeese State (2/16/96)
12	Jenn Markert	vs. Tennessee (3/7/96)
12	Jenn Markert	vs. Northwestern (4/27/96)
12	Leighann Burke	vs. Wisconsin (3/31/01)
11	Jenn Markert	vs. Michigan (4/17/96)
11	Sheryl Scheve	vs. Northeastern Illinois (3/20/97)
11	Crystal Inman	vs. Seton Hall (3/16/00)
11	Leighann Burke	vs. Minnesota (4/29/00)
11	Leighann Burke	vs. Northern Illinois (2/10/01)
11	Diana LaRiva	vs. UMKC (2/11/05)
11	Diana LaRiva	vs. George Mason (3/15/06)
11	Suzie Rzegocki	vs. Texas A&M (3/14/09)
11	Suzie Rzegocki	vs. Minnesota (3/28/09)
11	Suzie Rzegocki	vs. Michigan (4/9/11)
11	Suzie Rzegocki	vs. Ohio State (4/17/11)
10	11 times, last by Lexy Moore	vs. Michigan State (3/24/12)

No-Hitters (Complete Game)

		13 (detailed on pages 52-54)
First	Deana Jackson	vs. IPFW (4/19/94)
Last	Suzie Rzegocki	at Ball State (4/21/10)

One-Hitters (Complete Game)

Jenn Markert	vs. Ball State (3/21/95)
Sheryl Scheve	vs. Wright State (3/9/96)
Jenny Deno	vs. Eastern Kentucky (3/9/96)
Jenn Markert	vs. Indiana State (4/24/96)
Sheryl Scheve	vs. Loyola Marymount (3/16/97)
Sheryl Scheve	vs. Florida State (3/12/98)
Sheryl Scheve	vs. Michigan State (4/11/98)
Nicole Crouse	vs. Liberty (2/20/99)
Crystal Inman	vs. Maryland (3/10/00)
Leighann Burke	vs. Butler (4/5/00)
Leighann Burke	vs. Valparaiso (4/18/00)
Nicole Crouse	vs. Texas A&M-Corpus Christi (3/3/01)
Leighann Burke	vs. Eastern Illinois (3/16/01)
Meagan Dooley	vs. Northwestern (4/22/01)
Leighann Burke	vs. Florida A&M (2/9/02)
Leighann Burke	vs. Texas (2/10/02)
Nicole Crouse	vs. IUPUI (3/20/02)
Leighann Burke	vs. IPFW (3/23/02)
Leighann Burke	vs. Butler (4/3/02)
Leighann Burke	vs. Tennessee State (Game 1) (3/17/03)
Leighann Burke	vs. IPFW (3/23/03)
Leighann Burke	vs. Illinois-Chicago (Game 1) (3/26/03)
Diana LaRiva	vs. IUPUI (Game 2) (4/23/03)
Brooke Baker	vs. Virginia (3/12/04)
Brooke Baker	vs. Valparaiso (3/24/04)
Diana LaRiva	vs. IPFW (3/27/04)
Diana LaRiva	vs. IUPUI (4/20/04)
Brooke Baker	vs. Akron (3/18/05)
Brooke Baker	vs. Illinois (4/10/05)
Diana LaRiva	vs. Minnesota (4/24/05)
Suzie Rzegocki	vs. IUPUI (4/2/08)
Suzie Rzegocki	vs. IUPUI (Game 1) (3/31/10)
Suzie Rzegocki	vs. Butler (Game 1) (4/1/10)

No-HITTERS



*Deana Jackson vs. IPFW
April 19, 1994
Purdue Varsity Softball Field*

It took merely 28 games for the Purdue softball program to record its first no-hitter, as senior Deana Jackson turned the trick vs. IPFW in the first game of a doubleheader April 19, 1994. It was a five-inning gem, as the Boilermakers beat the Mastodons 9-0 at the Varsity Softball Field. Jackson walked three and struck out five while allowing only one ball to be hit to the outfield. Her catcher, Susan Denny, provided the offensive fireworks with a three-run homer as part of a six-run uprising in the first inning. Jackson came back and fired a four-hit shutout in the nightcap as Purdue won 2-0.



								R-H-E
IPFW	0	0	0	0	0	-	-	0-0-2
Purdue	6	1	2	0	x	-	-	9-8-0

*Jenny Deno vs. Butler
March 23, 1996
Purdue Varsity Softball Complex*

En route to the Boilermaker Classic championship, sophomore Jenny Deno no-hit Butler on March 23, 1996, at the Varsity Softball Complex. The Boilermakers blanked the Bulldogs 10-0 in six innings, scoring two runs in the fourth and four in both the fifth and sixth. Deno walked three and struck out five. She allowed two balls to be hit to the outfield. Purdue collected 14 hits, led by shortstop Jennifer Blasnick with three. Designated player Kimberly Dennis and second baseman Sam Mercier both had two RBI.



								R-H-E
Purdue	0	0	0	2	4	4	-	10-14-2
Butler	0	0	0	0	0	0	-	0-0-0


NON-TRADITIONAL NO-HITTER

In a 16-0, four-inning win over Belmont at the Florida State Tournament in Tallahassee, Fla., on March 14, 1998, seniors Sheryl Scheve and Jaime Martino both pitched two hitless innings at Messer Field. Scheve started and struck out five of the six batters she faced before being relieved by Martino, who allowed a walk during her stint. The Boilermakers, who banged out a then-school-record 18 hits in the game, scored six runs in the first inning, eight in the second and two in the third.



*Meagan Dooley vs. Temple
Feb. 19, 2000 – Raleigh, N.C.*

Junior Meagan Dooley authored the first seven-inning no-hitter in Purdue history when she and the Boilermakers beat Temple 1-0 on Feb. 19, 2000, at the Triangle Classic in Raleigh, N.C. The only run was a homer by third baseman Jesse Jones in the top of the second inning. In fact, Jones' shot was the only hit allowed by Temple pitcher Bari Lynn Pflueger. Dooley walked two and struck out two. She allowed just one ball hit to the outfield, a routine fly to center in the sixth, while inducing 16 groundball outs.



								R-H-E
Purdue	0	1	0	0	0	0	0	1-1-1
Temple	0	0	0	0	0	0	0	0-0-0

*Meagan Dooley vs. Iowa State
Feb. 26, 2000 – Santa Barbara, Calif.*

Johnny Vander Meer of the Cincinnati Reds is the only pitcher in Major League Baseball history to throw no-hitters in back-to-back starts. Junior Meagan Dooley was nearly as impressive, as she authored two in a span of seven days. She had two starts in between the two "no-no's." Her second came over Iowa State, on Feb. 26, 2000, at the UC Santa Barbara Tournament in Santa Barbara, Calif. The Boilermakers won 3-0 in five innings. Dooley walked one and struck out three. She did not allow a ball to be hit to the outfield and recorded three outs on ground balls back to the pitching circle. Outfielder Chrissy Davie socked a solo home run to pace the six-hit Purdue attack.

								R-H-E
Purdue	0	0	0	1	2	-	-	3-6-3
Iowa State	0	0	0	0	0	-	-	0-0-0

*Meagan Dooley vs. Mississippi
Feb. 9, 2002 – St. Augustine, Fla.*

In the first start of her senior season, Meagan Dooley authored her third career no-hitter in a 1-0 victory over Mississippi on Feb. 9, 2002, at the Triple Crown Invitational in St. Augustine, Fla. She walked four and struck out a career-high-tying eight while allowing three balls to be hit to the outfield. The Boilermakers scored their lone run in the bottom of the fifth inning when pinch runner Angela Knight and second baseman Andrea Hillsey pulled off a double steal, Knight taking second and Hillsey swiping home. Purdue managed only two hits, one apiece by first baseman Heidi Foster and center fielder Andrea Roush.

								R-H-E
Mississippi	0	0	0	0	0	0	0	0-0-2
Purdue	0	0	0	0	1	0	x	1-2-1

Leighann Burke vs. Gardner-Webb March 22, 2003 – Purdue Varsity Softball Complex

One of the most celebrated pitchers in school history, Leighann Burke, registered her first no-hitter as the Boilermakers blanked Gardner-Webb 8-0 in the first game of the Boilermaker Invitational. It was a bit anticlimactic, as Purdue scored a run in the bottom of the fifth inning to end the game via the mercy rule. Burke dominated, striking out eight of the 18 batters she faced while allowing two walks. Only one ball was hit out of the infield, a lazy foul fly to left fielder Angi Roembke in the fourth inning. The Boilermakers socked three home runs – shortstop Tricia Lilley, third baseman Jesse Jones and designated hitter Laura Martin – while scoring in every inning.



								R-H-E
Gardner Webb	0	0	0	0	0	-	-	0-0-2
Purdue	2	1	3	1	1	-	-	8-9-0

Diana LaRiva vs. IPFW April 8, 2003 – Purdue Varsity Softball Complex

For the second time in just over two weeks, a Purdue pitcher tossed a no-hitter but wasn't in the pitcher's circle at the end of the game to celebrate it. Diana LaRiva was credited with her first no-hitter in the Boilermakers' 8-0, five-inning win over IPFW. Purdue scored two runs in the bottom of the fifth to end the shortened affair. LaRiva struck out six and walked one. She fanned the side in the first inning. All nine Purdue starters collected at least one hit. Designated player Staci Falzon was 2-for-3 with a double and a triple and four RBI. Second baseman Andrea Hillsey homered.



								R-H-E
IPFW	0	0	0	0	0	-	-	0-0-2
Purdue	4	2	0	0	2	-	-	8-10-0

Leighann Burke vs. Eastern Illinois April 16, 2003 – Purdue Varsity Softball Complex

Leighann Burke tied the school record with two no-hitters in a season as she and the Boilermakers disposed of Eastern Illinois 9-0 in another shortened game, this one lasting six innings. Purdue ended the affair by scoring five runs in the sixth inning, the last three coming on a home run by catcher Jesse Jones. Burke struck out five and did not walk a batter. The only thing that kept her from a perfect game was when Eastern Illinois pitcher Kristen Becker reached on a second-inning error. The Panthers hit merely two balls out of the infield. Purdue led just 1-0 in the bottom of the fifth before scoring three times, including a two-run homer by center fielder Andrea Roush. The Boilermakers finished with 12 hits.

								R-H-E
Eastern Illinois	0	0	0	0	0	0	-	0-0-2
Purdue	1	0	0	0	3	5	-	9-12-1

Diana LaRiva vs. Utah State March 20, 2004 - Sacramento, Calif.

Already the owner of a five-inning no-hitter, Diana LaRiva added a seven-inning gem to her resume in a 4-0 win over Utah State in the Capital Classic. LaRiva walked three and struck out nine. She allowed five fly ball outs to the outfield. The game was scoreless until the top of the fourth inning, when second baseman Andrea Hillsey socked a home run. Designated player Kristen Schell singled home a run in the sixth, and shortstop Tricia Lilley provided LaRiva even more breathing room with a two-run double in the seventh. The Boilermakers totaled 11 hits.

								R-H-E
Purdue	0	0	0	1	0	1	2	4-11-0
Utah State	0	0	0	0	0	0	0	0-0-0

Brooke Baker vs. IPFW (Game 2) March 27, 2004 - Purdue Varsity Softball Complex

For the first time in Purdue history, a pitcher authored a no-hitter despite allowing runs. The Boilermakers defeated IPFW 8-2 at the Varsity Softball Complex. Leading 7-0 entering the top of the sixth inning, the visiting Mastodons scored a pair of unearned runs. Baker walked two batters, who advanced to second and third with two outs and subsequently scored on an error. They were the only two walks surrendered by Baker, who struck out six and allowed no balls hit to the outfield. Third baseman Shelli Messer was 4-for-4 with a double, a run scored and three RBI. Catcher Erika Peterson drove in two runs for Purdue, which banded out 10 hits.



								R-H-E
IPFW	0	0	0	0	0	2	0	2-0-0
Purdue	2	0	1	0	4	1	x	8-10-1

No-HITTERS



Diana LaRiva vs. Missouri-Kansas City
Feb. 11, 2005 – Las Cruces, N.M.

Diana LaRiva joined Meagan Dooley as authors of three career no-hitters with a five-inning job against Missouri-Kansas City at the New Mexico State Invitational. For LaRiva, it was her first start of the 2005 season and was sheer domination. She faced the minimum 15 batters and struck out 11 of them, striking out the side in the first and third innings and fanning at least one batter in every inning. The other four batters were retired on two ground outs, a pop out and a fly out. The Boilermakers won the game 8-0, scoring four runs in the first, three in the second and one in the fifth. Third baseman Shelli Messer recorded three of Purdue's 10 hits, while shortstop Tricia Lilley collected two hits and three RBI and right fielder DaQueta Johnson drove in a pair of runs.

	R-H-E						
UMKC	0	0	0	0	0	-	0-0-3
Purdue	4	3	0	0	1	-	8-10-0


NON-TRADITIONAL NO-HITTER

For the first time in school history, three pitchers combined on a no-hitter in the Boilermakers' 7-0 win over Ball State on April 4, 2006. Diane LaRiva pitched the first three innings, followed by Melissa Burns for two and Brooke Baker for the final two. LaRiva and Burns both struck out four batters, while Baker fanned a pair. Burns was credited with the win. The visiting Cardinals had two base runners, both reaching on errors. Purdue collected 10 hits, including two by third baseman Katie Mitchell. Center fielder Staci Falzon drove in a pair of runs. Seventeen different players got in on the action for the Boilermakers, who won their 11th straight game against Ball State.



Dana Alcocer vs. UC Davis
Feb. 29, 2008 – Fullerton, Calif.

In just her seventh start as a Boilermaker, junior transfer Dana Alcocer blanked UC Davis in a five-inning affair at the Worth Invitational in Fullerton, Calif. Alcocer struck out four, while allowing just one base runner on a second-inning walk. The Purdue offense racked up nine runs on six hits for its part, scoring three runs in the fourth and six in the fifth. Designated player Suzie Rzegocki contributed a two-run double, before a grand slam by outfielder Beth Cinadr and a two-run jack by shortstop Candace Curtis capped the scoring. Curtis went 2-for-2 as five different players contributed to the Purdue hit tally.



	R-H-E						
UC Davis	0	0	0	0	0	-	0-0-1
Purdue	0	0	0	3	6	-	9-6-1

Suzie Rzegocki vs. Ball State (Game 2)
April 21, 2010 – Muncie, Ind.

Suzie Rzegocki was nearly a one-woman show, getting the work done in the circle with a complete-game seven inning effort, while also providing three hits, including two home runs and three RBI, in the night cap of a doubleheader with Ball State. Rzegocki struck out two and allowed just one ball out of the infield, a third inning fly out, while hitting one batter. Offensively, the Boilermakers piled up 12 hits, including the Rzegocki longballs and a pair of doubles by Molly Garst. Rookie Erika Petruzzi also provided two hits in the contest, in which Purdue scored three runs in the first, one each in the third and fourth and two in the fifth. Rzegocki supplied solo home runs to cap the first and lead off the fourth, tying the Purdue game record for roundtrippers, while also adding an RBI single in the fifth. The lone marr on the contest was a sixth-inning fielding error by the second baseman.



	R-H-E						
Purdue	3	0	1	1	2	0	7-12-1
Ball State	0	0	0	0	0	0	0-0-0



TEAM RECORDS

Games Played

1.	1997	66
	2007	66
3.	2000	61
	2003	61
5.	2006	60

Batting Average

1.	2011	.313
	2012	.313
3.	2003	.302
4.	1999	.283
5.	2002	.282

At-Bats

1.	1997	1767
2.	2007	1714
3.	2000	1604
4.	2003	1563
5.	2002	1552

Runs

1.	2007	308
2.	2003	299
3.	2012	284
4.	2011	250
5.	2010	241

Hits

1.	1997	483
2.	2007	477
3.	2003	472
4.	2012	448
5.	2002	437

Doubles

1.	2012	74
2.	2007	73
3.	1999	72
4.	1997	71
	2003	71

Triples

1.	1994	18
	2010	18
	2012	18
4.	1998	14
	2011	14

Home Runs

1.	2007	44
2.	2003	41
3.	2011	36
4.	2008	32
	2010	32



The 2007 Boilermakers set school records for runs (308), doubles (73), home runs (44), total bases (706), walks (189) and complete games (52). The team finished the season with a 33-32-1 record and posted the first postseason win in program history with a victory over Iowa in the Big Ten Tournament.

Total Bases

1.	2007	706
2.	2003	692
3.	2012	648
4.	1997	634
5.	2011	622

RBI

1.	2003	266
2.	2007	257
3.	2012	251
4.	2011	226
5.	2002	206

Slugging Percentage

1.	2011	.462
2.	2012	.452
3.	2003	.443
4.	2007	.412
5.	2010	.409

Walks

1.	2007	189
2.	2012	175
3.	2013	174
4.	2003	166
5.	2008	155

Hit by Pitches

1.	2009	45
2.	2013	39
3.	2005	37
4.	2003	34
	2007	34
	2008	34
	2010	34

On-Base Percentage

1.	2012	.395
2.	2003	.377
3.	2011	.371
4.	2007	.361
5.	2013	.360

Sacrifice Hits

1.	2008	97
2.	2006	91
3.	2007	90
4.	1998	84
5.	2002	66
	2010	66

Sacrifice Flies

1.	2003	18
2.	2005	14
3.	1994	13
	1995	13
	2009	13

Strikeouts

1.	2007	403
2.	2006	323
	2008	323
4.	2000	299
5.	2009	288

Stolen Bases

1.	2010	144
2.	2013	120
3.	1999	103
4.	2009	100
5.	2011	99

Putouts

1.	1997	1332
2.	2007	1304
3.	2000	1272
4.	2001	1230
5.	1998	1192

Assists

1.	2000	741
2.	2001	715
3.	1999	681
4.	2002	673
5.	2007	667

Fielding Percentage

1.	2003	.970
	2005	.970
3.	2000	.967
	2009	.967
5.	2008	.966

Earned Run Average

1.	2001	1.43
2.	2000	1.67
3.	2004	1.95
4.	2003	2.18
5.	2011	2.29

Complete Games

1.	2007	52
2.	1996	42
3.	2006	40
4.	2011	38
5.	1997	37

Shutouts

1.	2003	18
	2000	18
	2001	18
4.	2002	15
5.	2007	14

Saves

1.	1997	11
	2001	11
3.	2002	10
4.	2000	6
	2005	6

Innings Pitched

1.	1997	443
2.	2007	434.2
3.	2000	424
4.	2001	410
5.	1998	397.1

Strikeouts Pitched

1.	2004	341
2.	2005	338
3.	1996	322
4.	2003	319
5.	2006	294

Wins

1.	1997	41
2.	1996	36
3.	2008	35
4.	2001	34
	2003	34
	2005	34

Winning Percentage

1.	1996	.633
2.	1997	.621
3.	2011	.620
4.	2009	.607
5.	2008	.603

Other Superlatives


Fewest Errors	51	2003	Most Conference Wins	14	1997
Most Double Plays	26	2007	Most Consecutive Games Avoiding a Shutout	52	2012
Most Consecutive Wins	12	2003			

SEASON RECORDS



Games Played

1. Kristin Billen	66	1997
Jennifer Blasnick	66	1997
Sam Mercier	66	1997
4. Ashley Barr	65	2007
Katie Mitchell	65	2007



Second baseman Andrea Hillsey (2002-05) set season records in batting average, walks and on-base percentage during the 2003 campaign. Her records for run and slugging percentage were broken in 2007.

Batting Average (min. 100 AB)

1. Andrea Hillsey	.454	2003
2. Andie Varsho	.426	2011
3. Andie Varsho	.415	2013
4. Molly Garst	.391	2010
5. Susan Denny	.390	1995

At-Bats

1. Sam Mercier	229	1997
2. Ashley Hall	222	2007
3. Katie Crabtree	207	2002
4. Shahara Nixon	206	2000
5. Jenny Schoen	201	1997

Runs

1. Katie Mitchell	54	2007
2. Andrea Hillsey	49	2003
3. Tricia Lilley	48	2003
Ashley Hall	48	2007
5. Andrea Hillsey	44	2005
Molly Garst	44	2012



Third baseman Ashley Hall snapped outfielder Jenny Schoen's 10-year old school record for hits in 2007. Hall posted a record 85 hits, while also snapping the four-year old stolen base mark with 36 steals.

Hits

1. Ashley Hall	85	2007
2. Jenny Schoen	75	1997
3. Andrea Hillsey	74	2003
4. Sam Mercier	72	1997
5. Katie Crabtree	71	2002
Katie Mitchell	71	2007
Andie Varsho	71	2013

Doubles

1. Katie Crabtree	18	2001
2. Heidi Foster	17	2003
Molly Garst	17	2010
4. Andrea Hillsey	15	2005
Katie Mitchell	15	2007

Triples

1. Ashley Hall	8	2008
2. Jennifer Blasnick	7	1994
Jenny Schoen	7	1995
4. Liane Horiuchi	6	2010
5. Angie Myers	5	1996
Ashley Hall	5	2007
Andie Varsho	5	2011

Home Runs

1. Katie Mitchell	14	2007
2. Katie Crabtree	12	2000
Katie Crabtree	12	2002
Katie Mitchell	12	2009
5. Heidi Foster	11	2003
Candace Curtis	11	2008



Infielder/designated player Katie Mitchell set season records for runs, home runs, RBI, and slugging percentage in 2007.

Runs Batted In

1. Katie Mitchell	54	2007
2. Heidi Foster	53	2003
3. Heidi Foster	47	2002
4. DaQueta Johnson	46	2006
5. Jesse Jones	44	2003
DaQueta Johnson	44	2005
Candace Curtis	44	2008

Slugging Percentage (min. 100 AB)

1. Katie Mitchell	.697	2007
2. Andrea Hillsey	.681	2003
3. Andrea Hillsey	.652	2005
4. Liane Horiuchi	.624	2009
5. Katie Crabtree	.617	2000

Walks

1. Andrea Hillsey	40	2003
Andrea Hillsey	40	2005
3. Jesse Jones	33	2003
Danielle Fletcher	33	2012
5. Denise Szany	31	1998

On-Base Percentage (min. 100 AB)

1. Andrea Hillsey	.563	2003
2. Andrea Hillsey	.505	2005
3. Liane Horiuchi	.500	2009
4. Andie Varsho	.500	2013
5. Denise Szany	.463	1998

Sacrifice Hits

1. Kelly Miller	25	2008
2. Andrea Roush	23	2000
3. Erika Peterson	21	2007
4. Shahara Nixon	19	1998
5. Lynne Tortorelli	18	2001



Catcher Susan Denny (1994-97) registered a Purdue-record 16 sacrifice flies in her career, including a season-best seven in 1995. Denny's freshman tally (5) also made the season top five.

Sacrifice Flies

1. Susan Denny	7	1995
2. Susan Denny	5	1994
Jesse Jones	5	2003
DaQueta Johnson	5	2005
5. Heidi Foster	4	2003

Stolen Bases

1. Molly Garst	43	2010
Liane Horiuchi	43	2010
3. Liane Horiuchi	42	2009
4. Ashley Hall	36	2007
5. Andie Varsho	34	2011
Molly Garst	34	2011



First baseman Heidi Foster (2000-03) made her mark on the Purdue record books, earning spots among the season top five in seven different categories. Foster owns the record for putouts (606).

Putouts

1. Heidi Foster	606	2000
2. Heidi Foster	535	2001
3. Heidi Foster	517	2002
4. Kristin Billen	479	1999
5. Kristin Billen	423	1997

Assists

1. Jesse Jones	190	2000
2. Katie Crabtree	189	2001
3. Jesse Jones	184	2001
4. Katie Crabtree	175	2000
5. Katie Crabtree	169	2002

italics denotes player on 2014 roster.



Brooke Baker (2004-07) set season records for wins, appearances, complete games, shutouts and innings pitched in 2007. Suzie Rzegocki broke Baker's starts mark in 2010, and tied Baker's win tally in 2011.

Wins

1. Brooke Baker	26	2007
Suzie Rzegocki	26	2011
3. Sheryl Scheve	25	1997
4. Suzie Rzegocki	24	2009
5. Sheryl Scheve	22	1998

Winning Percentage (min. 10+ decisions)

1. Jenn Markert	.714 (15-6)	1996
Sheryl Scheve	.714 (25-10)	1997
3. Nicole Crouse	.688 (11-5)	2001
4. Sheryl Scheve	.667 (10-5)	1996
Diana LaRiva	.667 (12-6)	2005
Suzie Rzegocki	.667 (24-12)	2009

Appearances

1. Brooke Baker	51	2007
2. Suzie Rzegocki	50	2010
3. Leighann Burke	49	2003
4. Sheryl Scheve	47	1998
5. Suzie Rzegocki	45	2011

Games Started

1. Suzie Rzegocki	44	2010
2. Brooke Baker	42	2007
3. Suzie Rzegocki	41	2011
4. Sheryl Scheve	38	1997
Sheryl Scheve	38	1998



Meagan Dooley (1999-2002) posted a 0.73 ERA during her sophomore campaign, allowing just 16 earned runs in 153 innings of work. Dooley is the only player to post a season ERA under 1.00.

Earned Run Average (min. 80 IP)

1. Meagan Dooley	0.73	2000
2. Leighann Burke	1.07	2001
3. Meagan Dooley	1.39	2001
4. Suzie Rzegocki	1.48	2009
5. Sheryl Scheve	1.75	1997



Meagan Dooley



Deana Jackson (1994) pitched 33 complete games, including a no-hitter in the inaugural softball season. Jackson went 20-14, including eight shutouts. Brooke Baker snapped the complete games record in 2007.

Complete Games

1. Brooke Baker	39	2007
2. Suzie Rzegocki	35	2011
3. Suzie Rzegocki	34	2010
4. Deana Jackson	33	1994
5. Suzie Rzegocki	24	2009

Shutouts

1. Brooke Baker	12	2007
2. Leighann Burke	10	2003
Suzie Rzegocki	10	2011
4. Deana Jackson	8	1994
Suzie Rzegocki	8	2010

Saves

1. Leighann Burke	5	2001
2. Sheryl Scheve	4	1997
Nicole Crouse	4	2002
4. Crystal Inman	3	1997
Leighann Burke	3	2000, 2002
Meagan Dooley	3	2001, 2002
Nicole Crouse	3	2001
Diana LaRiva	3	2003
Brooke Baker	3	2005
Melissa Burns	3	2005
Suzie Rzegocki	3	2008
Suzie Rzegocki	3	2010

Innings Pitched

1. Brooke Baker	295.0	2007
2. Suzie Rzegocki	276.1	2010
3. Suzie Rzegocki	259.2	2011
4. Sheryl Scheve	253.0	1998
5. Suzie Rzegocki	237.0	2009



Diana LaRiva (2003-06) struck out a then-record 196 batters during the 2004 season, including 17 in a game against IPFW. The 2004 pitching staff also set a team record with 341 Ks.

Strikeouts

1. Suzie Rzegocki	216	2010
2. Suzie Rzegocki	200	2011
3. Diana LaRiva	196	2004
4. Sheryl Scheve	188	1998
5. Suzie Rzegocki	187	2009



Brooke Baker



Catcher Erika Peterson (2004-07) played in a record 239 games during her Boilermaker career; starting 238 of them. Peterson also ranks among the top five for walks, sacrifice hits and putouts.

Games Played

1. Erika Peterson	239	2004-2007
2. Shahara Nixon	238	1997-2000
Jesse Jones	238	2000-2003
Angi Roembke	238	2000-2003
5. Sam Mercier	236	1996-1999

Games Started

1. Erika Peterson	238	2004-2007
2. Sam Mercier	236	1996-1999
3. Katie Crabtree	235	1999-2002
Heidi Foster	235	2000-2003
Jesse Jones	235	2000-2003

Batting Average

1. Andrea Hillsey	.374	2002-2005
2. Molly Garst	.362	2009-2012
3. Denise Szany	.341	1998-1999
4. Katie Crabtree	.334	1999-2002
5. Jenny Schoen	.329	1995-1998
Sam Mercier	.329	1996-1999



Second baseman Sam Mercier (1996-99) owns both the season and career at-bats records with 229 and 769. Mercier started 236 games, tops among Purdue players until Erika Peterson broke the record in 2007.

At Bats

1. Sam Mercier	769	1996-1999
2. Katie Crabtree	763	1999-2002
3. Shahara Nixon	716	1997-2000
4. Jenny Schoen	711	1995-1998
5. Heidi Foster	702	2000-2003

Runs

1. Molly Garst	148	2009-2012
2. Andrea Hillsey	140	2002-2005
Tricia Lilley	140	2003-2006
4. Katie Crabtree	138	1999-2002
5. Katie Mitchell	127	2006-2009

Hits

1. Katie Crabtree	255	1999-2002
2. Sam Mercier	253	1996-1999
3. Molly Garst	236	2009-2012
4. Jenny Schoen	234	1995-1998
5. Tricia Lilley	229	2003-2006



Shortstop Katie Crabtree (1999-2002) could be called the most prolific hitter in Purdue history. Crabtree once owned career records for hits, doubles, triples and home runs as well as assists.

Doubles

1. Katie Crabtree	50	1999-2002
2. Tricia Lilley	44	2003-2006
Molly Garst	44	2009-2012
4. Sam Mercier	42	1996-1999
Heidi Foster	42	2000-2003
Katie Mitchell	42	2006-2009

Triples

1. Ashley Hall	14	2005-2008
2. Katie Crabtree	12	1999-2002
3. Jenny Schoen	11	1995-1998
4. Jennifer Blasnick	10	1994-1997
Staci Falzon	10	2003-2006
Tricia Lilley	10	2003-2006
Liane Horiuchi	10	2009-2010
Molly Garst	10	2009-2012
Andie Varsho	10	2011-

Home Runs

1. Katie Mitchell	37	2006-2009
2. Katie Crabtree	32	1999-2002
Heidi Foster	32	2000-2003
4. DaQueta Johnson	27	2004-2007
5. Candace Curtis	19	2006-2009
Danielle Fletcher	19	2011-

Runs Batted In

1. Heidi Foster	147	2000-2003
2. DaQueta Johnson	135	2004-2007
3. Katie Mitchell	134	2006-2009
4. Katie Crabtree	120	1999-2002
5. Tricia Lilley	117	2003-2006

Slugging Percentage

1. Katie Mitchell	.560	2006-2009
2. Liane Horiuchi	.559	2009-2010
3. Katie Crabtree	.557	1999-2002
4. Andrea Hillsey	.539	2002-2005
5. Kelsey Hauptert	.519	2007-2008



Second baseman Andrea Hillsey (2001-05) received more free bases than any other player in Purdue history. Hillsey also owns the career records for batting average and on-base percentage.

Walks

1. Andrea Hillsey	116	2002-2005
2. Jesse Jones	94	2000-2003
3. Katie Mitchell	82	2006-2009
4. Erika Peterson	80	2004-2007
5. Heidi Foster	79	2000-2003

On-Base Percentage

1. Andrea Hillsey	.487	2002-2005
2. Liane Horiuchi	.453	2009-2010
3. Denise Szany	.441	1998-1999
4. Molly Garst	.431	2009-2012
5. Tricia Lilley	.399	2003-2006



Second baseman/outfielder Andrea Roush (2000-03) sacrificed herself for the team on a Purdue-best 56 occasions in her career. Roush also owned the season sacrifice record (23 in 2000) until 2008.

Sacrifice Hits

1. Andrea Roush	56	2000-2003
2. Erika Peterson	54	2004-2007
3. Jody Meister	44	1994-1997
4. Shahara Nixon	43	1997-2000
Kelly Miller	43	2006-2009

Sacrifice Flies

1. Susan Denny	16	1994-1997
2. Jesse Jones	9	2000-2003
Tricia Lilley	9	2003-2006
4. Jennifer Blasnick	8	1994-1997
5. Heidi Foster	7	2000-2003



Infielder Molly Garst (2009-2012) is the most prolific base stealer in Purdue history, having swiped 130 bases in her career. Garst also owns the career record for runs and the season record for steals with 43 in 2010.

Stolen Bases

1. Molly Garst	130	2009-2012
2. Liane Horiuchi	85	2009-2010
3. Andie Varsho	79	2011-
4. Angi Roembke	76	2000-2003
5. Shahara Nixon	73	1997-2000

Putouts

1. Heidi Foster	2,047	2000-2003
2. Kristin Billen	1,371	1996-1999
3. Erika Peterson	1,275	2004-2007
4. Keely Povlitz	924	1998-2001
5. Susan Denny	838	1994-1997

Assists

1. Katie Crabtree	681	1999-2002
2. Jesse Jones	522	2000-2003
3. Tricia Lilley	442	2003-2006
4. Candace Curtis	403	2006-2009
5. Shelli Messer	387	2002-2005



Sheryl Scheve (1996-98) ranks among the career top five in wins, winning percentage, games started, ERA, complete games, innings pitched and strikeouts.

Wins

1. Suzie Rzegocki	86	2008-2011
2. Brooke Baker	71	2004-2007
3. Sheryl Scheve	57	1996-1998
4. Leighann Burke	54	2000-2003
5. Diana LaRiva	51	2003-2006



Jenn Markert (1995-96) boasts the best winning percentage in Purdue history. The season winning percentage record holder also ranks in the career top five in ERA, wins and complete games

Winning Percentage (min. 20 decisions)

1. Jenn Markert	.638	1995-1996
2. Sheryl Scheve	.626	1996-1998
3. Suzie Rzegocki	.589	2008-2011
4. Deana Jackson	.588	1994
5. Megan Dooley	.563	1999-2002



Suzie Rzegocki



Sheryl Scheve

Appearances

1. Suzie Rzegocki	174	2008-2011
2. Brooke Baker	172	2004-2007
3. Leighann Burke	160	2000-2003
4. Diana LaRiva	142	2003-2006
5. Nicole Crouse	128	1999-2002

Games Started

1. Suzie Rzegocki	148	2008-2011
2. Brooke Baker	124	2004-2007
3. Diana LaRiva	103	2003-2006
4. Leighann Burke	94	2000-2003
5. Sheryl Scheve	93	1996-1998

Earned Run Average

1. Leighann Burke	1.84	2000-2003
2. Jenn Markert	1.90	1995-1996
3. Megan Dooley	1.98	1999-2002
4. Sheryl Scheve	2.16	1996-1998
5. Suzie Rzegocki	2.18	2008-2011

Complete Games

1. Suzie Rzegocki	107	2008-2011
2. Brooke Baker	95	2004-2007
3. Sheryl Scheve	53	1996-1998
4. Diana LaRiva	44	2003-2006
5. Leighann Burke	41	2000-2003

Shutouts

1. Suzie Rzegocki	29	2008-2011
2. Leighann Burke	23	2000-2003
Brooke Baker	23	2004-2007
4. Diana LaRiva	18	2003-2006
5. Nicole Crouse	15	1999-2002



Leighann Burke (2000-03) set the career standards in ERA and saves in her time at Purdue. She owned the shutouts mark until Suzie Rzegocki broke it in 2011. Burke also boasts the season mark for saves.

Saves

1. Leighann Burke	13	2000-2003
2. Nicole Crouse	10	1999-2002
3. Jaime Martino	6	1995-1998
Meagan Dooley	6	1999-2002
Crystal Inman	6	1996-1999
Suzie Rzegocki	6	2008-2011

Innings Pitched

1. Suzie Rzegocki	940.2	2008-2011
2. Brooke Baker	875.1	2004-2007
3. Leighann Burke	683.2	2000-2003
4. Diana LaRiva	605.2	2003-2006
5. Sheryl Scheve	578.0	1996-1998

Strikeouts

1. Suzie Rzegocki	728	2008-2011
2. Diana LaRiva	620	2003-2006
3. Brooke Baker	551	2004-2007
4. Leighann Burke	545	2000-2003
5. Sheryl Scheve	448	1996-1998



Leighann Burke

BATTING & DEFENSIVE STATISTICS



1994	AVG	GP	AB	R	H	2B	3B	HR	RBI	BB	SO	TB	SH	SF	HBP	SB-ATT	OBP	SLG	PO	A	E	FLD
Purdue	.273	39	998	154	272	43	18	6	138	89	154	369	50	13	11	50-64	.335	.370	781	341	52	.956
Opponents	.262	39	1020	121	267	42	10	8	107	98	75	353	34	11	6	38-60	.327	.346	781	348	59	.950
1995	AVG	GP	AB	R	H	2B	3B	HR	RBI	BB	SO	TB	SH	SF	HBP	SB-ATT	OBP	SLG	PO	A	E	FLD
Purdue	.260	54	1440	169	374	59	12	9	141	98	187	484	63	13	12	73-91	.313	.336	1123	502	81	.953
Opponents	.255	54	1449	216	370	60	11	8	166	149	222	476	47	14	27	51-72	.336	.329	1136	597	77	.957
1996	AVG	GP	AB	R	H	2B	3B	HR	RBI	BB	SO	TB	SH	SF	HBP	SB-ATT	OBP	SLG	PO	A	E	FLD
Purdue	.279	57	1512	193	422	57	13	10	154	85	164	535	65	9	10	78-95	.322	.354	1157	452	81	.952
Opponents	.241	57	1438	180	347	45	4	8	138	154	322	424	57	6	18	40-59	.322	.295	1125	577	94	.948
1997	AVG	GP	AB	R	H	2B	3B	HR	RBI	BB	SO	TB	SH	SF	HBP	SB-ATT	OBP	SLG	PO	A	E	FLD
Purdue	.273	66	1767	235	483	71	7	22	199	90	186	634	65	8	13	67-86	.312	.359	1332	531	77	.960
Opponents	.254	66	1718	217	437	74	8	19	168	151	269	584	65	3	15	33-51	.320	.340	1289	564	87	.955
1998	AVG	GP	AB	R	H	2B	3B	HR	RBI	BB	SO	TB	SH	SF	HBP	SB-ATT	OBP	SLG	PO	A	E	FLD
Purdue	.274	59	1546	210	424	58	14	17	184	106	172	561	84	10	12	56-73	.324	.363	1192	496	61	.965
Opponents	.251	59	1497	195	376	55	3	11	171	185	265	470	65	11	9	59-81	.335	.314	1201	597	72	.961
1999	AVG	GP	AB	R	H	2B	3B	HR	RBI	BB	SO	TB	SH	SF	HBP	SB-ATT	OBP	SLG	PO	A	E	FLD
Purdue	.283	56	1528	226	432	72	7	14	191	89	207	560	50	9	15	103-115	.327	.366	1135	681	84	.956
Opponents	.269	56	1480	197	398	63	4	9	165	140	162	496	73	8	7	54-71	.333	.335	1125	479	80	.952
2000	AVG	GP	AB	R	H	2B	3B	HR	RBI	BB	SO	TB	SH	SF	HBP	SB-ATT	OBP	SLG	PO	A	E	FLD
Purdue	.248	61	1604	179	398	51	5	26	158	103	299	537	63	11	20	81-103	.300	.335	1272	741	68	.967
Opponents	.204	61	1523	155	311	39	7	12	129	107	268	400	64	8	16	51-73	.262	.263	1268	564	76	.960
2001	AVG	GP	AB	R	H	2B	3B	HR	RBI	BB	SO	TB	SH	SF	HBP	SB-ATT	OBP	SLG	PO	A	E	FLD
Purdue	.244	59	1548	154	378	60	6	21	136	92	271	513	64	3	13	84-106	.292	.331	1230	715	97	.952
Opponents	.211	59	1507	150	318	43	2	5	121	147	290	380	63	5	18	57-72	.288	.252	1215	536	78	.957
2002	AVG	GP	AB	R	H	2B	3B	HR	RBI	BB	SO	TB	SH	SF	HBP	SB-ATT	OBP	SLG	PO	A	E	FLD
Purdue	.282	59	1552	240	437	59	5	31	206	119	246	599	66	7	21	71-85	.340	.386	1152	673	78	.959
Opponents	.258	59	1499	186	386	66	1	20	162	118	265	514	39	9	9	60-68	.314	.343	1148	516	89	.949
2003	AVG	GP	AB	R	H	2B	3B	HR	RBI	BB	SO	TB	SH	SF	HBP	SB-ATT	OBP	SLG	PO	A	E	FLD
Purdue	.302	61	1563	299	472	71	13	41	266	166	273	692	60	18	34	95-114	.377	.443	1157	508	51	.970
Opponents	.227	61	1425	157	324	49	5	31	135	124	319	476	48	2	21	25-44	.298	.334	1153	519	77	.956
2004	AVG	GP	AB	R	H	2B	3B	HR	RBI	BB	SO	TB	SH	SF	HBP	SB-ATT	OBP	SLG	PO	A	E	FLD
Purdue	.268	57	1477	209	396	64	10	28	188	123	252	564	54	3	31	75-92	.337	.382	1132	441	67	.959
Opponents	.233	57	1389	160	324	55	9	19	134	146	341	454	50	6	16	24-57	.312	.327	1123	478	79	.953
2005	AVG	GP	AB	R	H	2B	3B	HR	RBI	BB	SO	TB	SH	SF	HBP	SB-ATT	OBP	SLG	PO	A	E	FLD
Purdue	.265	59	1499	221	397	62	8	25	201	151	287	550	61	14	37	50-71	.344	.367	1191	498	53	.970
Opponents	.243	59	1503	177	365	51	9	28	159	118	338	518	51	7	12	24-38	.302	.345	1177	499	57	.967
2006	AVG	GP	AB	R	H	2B	3B	HR	RBI	BB	SO	TB	SH	SF	HBP	SB-ATT	OBP	SLG	PO	A	E	FLD
Purdue	.272	60	1547	233	421	66	7	26	202	127	323	579	91	8	33	84-114	.339	.374	1179	516	91	.949
Opponents	.256	60	1522	225	390	81	10	27	191	167	294	572	63	8	44	33-53	.345	.376	1215	556	77	.958
2007	AVG	GP	AB	R	H	2B	3B	HR	RBI	BB	SO	TB	SH	SF	HBP	SB-ATT	OBP	SLG	PO	A	E	FLD
Purdue	.278	66	1714	308	477	73	12	44	257	189	403	706	90	4	34	93-124	.361	.412	1304	667	110	.947
Opponents	.277	66	1757	249	487	75	13	37	214	96	217	699	62	9	10	39-54	.317	.398	1335	580	108	.947
2008	AVG	GP	AB	R	H	2B	3B	HR	RBI	BB	SO	TB	SH	SF	HBP	SB-ATT	OBP	SLG	PO	A	E	FLD
Purdue	.271	58	1450	231	393	60	11	32	198	155	323	571	97	7	34	29-46	.354	.394	1145	526	58	.966
Opponents	.239	58	1441	205	344	64	4	23	181	189	267	485	44	7	32	61-77	.339	.337	1135	481	90	.947
2009	AVG	GP	AB	R	H	2B	3B	HR	RBI	BB	SO	TB	SH	SF	HBP	SB-ATT	OBP	SLG	PO	A	E	FLD
Purdue	.255	51	1323	215	338	63	8	29	185	120	288	504	63	13	45	100-112	.335	.381	1049	468	52	.967
Opponents	.233	51	1310	157	305	40	6	22	140	140	253	423	46	6	38	39-52	.323	.323	1040	443	75	.952
2010	AVG	GP	AB	R	H	2B	3B	HR	RBI	BB	SO	TB	SH	SF	HBP	SB-ATT	OBP	SLG	PO	A	E	FLD
Purdue	.267	54	1372	241	366	63	18	32	190	143	281	561	66	9	34	144-166	.349	.409	1079	529	62	.963
Opponents	.243	54	1397	211	340	45	7	29	188	133	248	486	36	4	27	41-52	.320	.348	1077	443	87	.946
2011	AVG	GP	AB	R	H	2B	3B	HR	RBI	BB	SO	TB	SH	SF	HBP	SB-ATT	OBP	SLG	PO	A	E	FLD
Purdue	.313	50	1347	250	421	65	14	36	226	109	252	622	29	5	18	99-125	.371	.462	973	472	82	.946
Opponents	.238	50	1256	165	299	51	9	23	135	87	235	437	35	5	22	32-45	.298	.348	977	416	82	.944
2012	AVG	GP	AB	R	H	2B	3B	HR	RBI	BB	SO	TB	SH	SF	HBP	SB-ATT	OBP	SLG	PO	A	E	FLD
Purdue	.313	53	1433	284	448	74	18	30	251	175	232	648	17	8	26	97-117	.395	.452	1005	470	67	.957
Opponents	.294	53	1383	233	407	64	10	31	201	123	206	584	32	7	18	44-57	.358	.422	1009	432	83	.946
2013	AVG	GP	AB	R	H	2B	3B	HR	RBI	BB	SO	TB	SH	SF	HBP	SB-ATT	OBP	SLG	PO	A	E	FLD
Purdue	.269	55	1473	216	396	52	8	19	182	174	255	521	52	6	39	120-148	.360	.354	1111	442	60	.963
Opponents	.272	55	1483	207	403	69	7	27	184	104	227	567	38	11	24	32-41	.327	.382	1145	478	72	.958



PITCHING STATISTICS

1994	W-L	ERA	G	GS	CG	ShO	SV	IP	H	R	ER	HR	BB	SO	HB	WP
Purdue	21-17	2.44	39	39	36	8	0	261.0	267	121	91	8	98	75	6	1
Opponents	17-21	3.06	39	39	27	5	2	260.7	272	154	114	6	89	154	11	10
1995	W-L	ERA	G	GS	CG	ShO	SV	IP	H	R	ER	HR	BB	SO	HB	WP
Purdue	23-31	2.97	54	54	35	6	5	374.1	370	215	159	8	149	222	27	29
Opponents	31-23	2.4	54	54	38	6	3	378.2	374	169	130	9	98	187	12	21
1996	W-L	ERA	G	GS	CG	ShO	SV	IP	H	R	ER	HR	BB	SO	HB	WP
Purdue	36-21	2.44	57	57	42	9	4	385.0	347	180	134	8	154	322	18	34
Opponents	21-36	2.59	57	57	39	3	1	376.1	422	193	139	10	85	164	10	21
1997	W-L	ERA	G	GS	CG	ShO	SV	IP	H	R	ER	HR	BB	SO	HB	WP
Purdue	41-25	2.62	66	66	37	10	11	443.0	437	216	166	19	155	279	15	18
Opponents	25-41	2.68	66	66	34	5	1	440.2	489	235	169	22	89	183	14	24
1998	W-L	ERA	G	GS	CG	ShO	SV	IP	H	R	ER	HR	BB	SO	HB	WP
Purdue	29-30	2.77	59	59	29	11	2	397.1	376	195	157	11	185	265	9	36
Opponents	30-29	2.68	59	59	40	7	1	400.1	424	210	153	17	106	172	12	22
1999	W-L	ERA	G	GS	CG	ShO	SV	IP	H	R	ER	HR	BB	SO	HB	WP
Purdue	30-26	2.83	56	56	29	6	3	378.1	398	197	153	9	140	162	7	35
Opponents	26-30	3.1	56	56	37	6	0	375.0	432	226	166	14	89	207	15	23
2000	W-L	ERA	G	GS	CG	ShO	SV	IP	H	R	ER	HR	BB	SO	HB	WP
Purdue	33-28	1.67	61	61	22	18	6	424.0	311	155	101	12	107	268	16	24
Opponents	28-33	2.29	61	61	40	10	3	422.2	398	179	138	26	103	299	20	30
2001	W-L	ERA	G	GS	CG	ShO	SV	IP	H	R	ER	HR	BB	SO	HB	WP
Purdue	34-24	1.43	59	59	22	18	11	410.0	318	150	84	5	147	290	18	41
Opponents	24-34	2.07	59	59	40	7	2	405.0	378	154	120	21	92	271	13	26
2002	W-L	ERA	G	GS	CG	ShO	SV	IP	H	R	ER	HR	BB	SO	HB	WP
Purdue	33-26	2.5	59	59	21	15	10	384.0	386	186	137	20	118	265	9	24
Opponents	26-33	3.07	59	59	29	6	2	382.2	436	239	168	31	119	246	21	31
2003	W-L	ERA	G	GS	CG	ShO	SV	IP	H	R	ER	HR	BB	SO	HB	WP
Purdue	34-27	2.18	61	61	26	18	5	385.2	324	157	120	31	124	319	21	20
Opponents	27-34	4.32	61	61	27	10	4	384.1	472	299	237	41	166	273	34	19
2004	W-L	ERA	G	GS	CG	ShO	SV	IP	H	R	ER	HR	BB	SO	HB	WP
Purdue	32-25	1.95	57	57	34	13	1	377.1	324	160	105	19	146	341	16	14
Opponents	25-32	2.88	57	57	28	14	4	374.1	396	209	154	28	123	252	31	20
2005	W-L	ERA	G	GS	CG	ShO	SV	IP	H	R	ER	HR	BB	SO	HB	WP
Purdue	34-24	2.52	59	59	27	12	6	397.0	365	177	143	28	118	338	12	18
Opponents	24-34	3.19	59	59	29	7	1	392.1	397	221	179	25	151	387	37	28
2006	W-L	ERA	G	GS	CG	ShO	SV	IP	H	R	ER	HR	BB	SO	HB	WP
Purdue	30-30	3.06	60	60	40	7	0	393.0	390	225	172	27	167	294	44	9
Opponents	30-30	2.96	60	60	30	13	2	405.0	421	233	171	26	127	323	33	27
2007	W-L	ERA	G	GS	CG	ShO	SV	IP	H	R	ER	HR	BB	SO	HB	WP
Purdue	33-32	2.77	66	66	52	14	2	434.2	487	249	172	37	96	217	10	13
Opponents	32-33	3.57	66	66	27	4	7	445.0	477	308	227	44	189	403	34	36
2008	W-L	ERA	G	GS	CG	ShO	SV	IP	H	R	ER	HR	BB	SO	HB	WP
Purdue	35-23	2.90	58	58	31	11	4	381.2	344	205	158	23	189	267	32	25
Opponents	23-35	3.05	58	58	25	8	7	378.1	393	231	165	32	155	323	34	28
2009	W-L	ERA	G	GS	CG	ShO	SV	IP	H	R	ER	HR	BB	SO	HB	WP
Purdue	31-20	2.34	51	51	32	9	0	349.2	305	157	117	22	140	253	38	22
Opponents	20-31	3.21	51	51	29	3	1	346.2	338	215	159	29	120	288	45	24
2010	W-L	ERA	G	GS	CG	ShO	SV	IP	H	R	ER	HR	BB	SO	HB	WP
Purdue	27-27	3.15	54	54	34	10	4	359.2	340	211	162	29	133	248	27	17
Opponents	27-27	3.61	54	54	35	8	3	359.0	366	241	185	32	143	281	34	27
2011	W-L	ERA	G	GS	CG	ShO	SV	IP	H	R	ER	HR	BB	SO	HB	WP
Purdue	30-18	2.29	50	50	38	10	0	324.1	299	165	106	23	87	235	22	14
Opponents	18-30	4.26	50	50	23	5	2	325.2	421	250	198	36	109	252	18	18
2012	W-L	ERA	G	GS	CG	ShO	SV	IP	H	R	ER	HR	BB	SO	HB	WP
Purdue	31-22	3.91	53	53	26	6/2	1	335	407	233	187	31	123	206	18	19
Opponents	22-31	4.68	53	53	23	1/1	3	336.1	448	284	225	30	175	232	26	21
2013	W-L	ERA	G	GS	CG	ShO	SV	IP	H	R	ER	HR	BB	SO	HB	WP
Purdue	23-32	3.35	55	55	19	6/4	2	370.1	403	207	177	27	104	227	24	10
Opponents	32-23	2.99	55	55	32	7/1	1	381.2	396	216	163	19	174	255	39	23

YEARLY BATTING LEADERS



Games Played			Home Runs			Slugging Percentage (min. 20 AB)		
1994	Five tied	39	1994	Susan Denny	4	1994	Susan Denny	.613
1995	Five tied	54	1995	Denny, Schoen	3	1995	Jenny Schoen	.540
1996	Angie Myers	57	1996	Angie Myers	3	1996	Angie Myers	.474
1997	Billen, Blasnick, Mercier	66	1997	Blasnick, Schoen	6	1997	Jenny Schoen	.537
1998	Six tied	59	1998	Jenny Schoen	5	1998	Boland, Schoen	.462
1999	Crabtree, Mercier, Nixon, Smart	56	1999	Crabtree, Nixon, Szany	3	1999	Denise Szany	.478
2000	Seven tied	61	2000	Katie Crabtree	12	2000	Katie Crabtree	.617
2001	Crabtree, Jones	59	2001	Heidi Foster	8	2001	Katie Crabtree	.543
2002	Seven tied	59	2002	Katie Crabtree	12	2002	Katie Crabtree	.589
2003	Hillsey, Foster, Roembke	61	2003	Heidi Foster	11	2003	Andrea Hillsey	.681
2004	Absher, Knight, Lilley	57	2004	DaQueta Johnson	7	2004	Tricia Lilley	.531
2005	Five tied	59	2005	Andrea Hillsey	9	2005	Andrea Hillsey	.652
2006	Falzon, Johnson, Peterson	60	2006	DaQueta Johnson	10	2006	DaQueta Johnson	.541
2007	Barr, Mitchell	65	2007	Katie Mitchell	14	2007	Katie Mitchell	.697
2008	Five tied	58	2008	Candace Curtis	11	2008	Candace Curtis	.594
2009	Curtis, Garst, Horiuchi	51	2009	Katie Mitchell	12	2009	Liane Horiuchi	.624
2010	Garst, Alexander, Barr	54	2010	Alexander, Horiuchi	5	2010	Molly Garst	.557
2011	Varsho, Garst, Rains, Courtney	50	2011	Molly Garst	7	2011	Molly Garst	.611
2012	Rains, Garst, Courtney, Varsho, Chiodo, Fletcher	53	2012	Danielle Fletcher	8	2012	Danielle Fletcher	.557
2013	Varsho, Burkhardt, Rains, Fletcher	55	2013	Danielle Fletcher	6	2013	Andie Varsho	.591
Hits			Runs Batted In			On-Base Percentage (min. 20 AB)		
1994	Blasnick, Denny	42	1994	Susan Denny	32	1994	Jennifer Blasnick	.408
1995	Jenny Schoen	66	1995	Susan Denny	38	1995	Susan Denny	.422
1996	Angie Myers	62	1996	Angie Myers	21	1996	Kristen Billen	.382
1997	Jenny Schoen	75	1997	Jenny Schoen	36	1997	Kristie Boland	.377
1998	Sam Mercier	69	1998	Jenny Schoen	29	1998	Denise Szany	.463
1999	Sam Mercier	62	1999	Denise Szany	33	1999	Denise Szany	.419
2000	Katie Crabtree	65	2000	Katie Crabtree	33	2000	Jesse Jones	.395
2001	Katie Crabtree	63	2001	Heidi Foster	25	2001	Katie Crabtree	.398
2002	Katie Crabtree	71	2002	Heidi Foster	47	2002	Andrea Hillsey	.443
2003	Andrea Hillsey	74	2003	Heidi Foster	53	2003	Andrea Hillsey	.563
2004	Tricia Lilley	62	2004	Tricia Lilley	33	2004	Tricia Lilley	.408
2005	Andrea Hillsey	59	2005	DaQueta Johnson	44	2005	Andrea Hillsey	.505
2006	Tricia Lilley	56	2006	DaQueta Johnson	46	2006	Tricia Lilley	.444
2007	Ashley Hall	85	2007	Katie Mitchell	54	2007	Ashley Hall	.434
2008	Kelly Miller	57	2008	Candace Curtis	44	2008	Candace Curtis	.431
2009	Candace Curtis	50	2009	Candace Curtis	32	2009	Liane Horiuchi	.500
2010	Molly Garst	68	2010	Alexander, Monchek	27	2010	Molly Garst	.443
2011	Andie Varsho	69	2011	Shelby Krammer	31	2011	Andie Varsho	.457
2012	Molly Garst	64	2012	Lindsey Rains	34	2012	Ashley Courney	.457
2013	Andie Varsho	71	2013	Andie Varsho	39	2013	Andie Varsho	.500
Doubles			Walks			Stolen Bases		
1994	Susan Denny	11	1994	Angie Myers	15	1994	Jody Meister	15-18
1995	Susan Denny	13	1995	Jenny Schoen	15	1995	Jenny Schoen	22-27
1996	Jennifer Blasnick	10	1996	Kristin Billen	12	1996	Jody Meister	20-22
1997	Sam Mercier	14	1997	Bottino, Denny	13	1997	Tanya Stall	18-20
1998	Mercier, Schoen	11	1998	Denise Szany	31	1998	Shahara Nixon	18-21
1999	Denise Szany	14	1999	Denise Szany	24	1999	Katie Crabtree	25-27
2000	Katie Crabtree	12	2000	Jesse Jones	20	2000	Shahara Nixon	19-22
2001	Katie Crabtree	18	2001	Crabtree, Jones	16	2001	Andrea Roush	20-24
2002	Crabtree, Foster	11	2002	Jesse Jones	26	2002	Angi Roembke	20-26
2003	Heidi Foster	17	2003	Andrea Hillsey	40	2003	Angi Roembke	28-30
2004	Staci Falzon	12	2004	Erika Peterson	18	2004	Staci Falzon	14-14
2005	Andrea Hillsey	15	2005	Andrea Hillsey	40	2005	Katie Absher	9-14
2006	Tricia Lilley	13	2006	Erika Peterson	23	2006	Ashley Hall	20-21
2007	Katie Mitchell	15	2007	Kelsey Hauptert	27	2007	Ashley Hall	36-44
2008	Katie Mitchell	13	2008	Candace Curtis	27	2008	Ashley Hall	8-11
2009	Candace Curtis	14	2009	Liane Horiuchi	23	2009	Liane Horiuchi	42-42
2010	Molly Garst	17	2010	Liane Horiuchi	25	2010	Liane Horiuchi	43-46
2011	Andie Varsho	12	2011	Molly Garst	18	2011	Molly Garst	43-49
2012	Molly Garst	14	2012	Danielle Fletcher	33	2011	Andie Varsho	34-38
2013	Andie Varsho	11	2013	Andie Varsho	29	2012	Molly Garst	28-31
Triples								
1994	Jennifer Blasnick	7						
1995	Jenny Schoen	7						
1996	Angie Myers	5						
1997	Nixon, Schoen	2						
1998	Laura Bottino	4						
1999	Katie Crabtree	4						
2000	Katie Crabtree	4						
2001	Crabtree, Tortorelli	2						
2002	Katie Crabtree	2						
2003	Andrea Hillsey	4						
2004	Angela Knight	4						
2005	Staci Falzon	4						
2006	Tricia Lilley	3						
2007	Ashley Hall	5						
2008	Ashley Hall	8						
2009	Liane Horiuchi	4						
2010	Liane Horiuchi	6						
2011	Andie Varsho	5						
2012	Lindsey Rains	4						
2013	Varsho, Burkhardt, Chiodo	2						
Runs								
1994	Susan Denny	28						
1995	Jenny Schoen	39						
1996	Jennifer Blasnick	33						
1997	Jenny Schoen	32						
1998	Sam Mercier	32						
1999	Shahara Nixon	39						
2000	Shahara Nixon	30						
2001	Katie Crabtree	33						
2002	Katie Crabtree	43						
2003	Andrea Hillsey	49						
2004	Tricia Lilley	33						
2005	Andrea Hillsey	44						
2006	Tricia Lilley	36						
2007	Katie Mitchell	54						
2008	Ashley Hall	36						
2009	Liane Horiuchi	43						
2010	Liane Horiuchi	42						
2011	Molly Garst	39						



YEARLY PITCHING LEADERS

Appearances

1994	Deana Jackson	36
1995	Jenn Markert	33
1996	Jenn Markert	24
1997	Sheryl Scheve	38
1998	Sheryl Scheve	47
1999	Nicole Crouse	38
2000	Leighann Burke	35
2001	Leighann Burke	39
2002	Leighann Burke	37
2003	Leighann Burke	49
2004	Brooke Baker	43
2005	Brooke Baker	42
2006	Brooke Baker	36
2007	Brooke Baker	51
2008	Dana Alcocer	40
2009	Suzie Rzegocki	41
2010	Suzie Rzegocki	50
2011	Suzie Rzegocki	45
2012	Lexy Moore	39
2013	Lilly Fecho	39

Complete Games

1994	Deana Jackson	33
1995	Jenn Markert	22
1996	Jenn Markert	18
1997	Sheryl Scheve	23
1998	Sheryl Scheve	21
1999	Nicole Crouse	17
2000	Meagan Dooley	11
2003	Leighann Burke	16
2004	Brooke Baker	20
2005	Brooke Baker	15
2006	Brooke Baker	21
2007	Brooke Baker	39
2008	Dana Alcocer	17
2009	Suzie Rzegocki	24
2010	Suzie Rzegocki	34
2011	Suzie Rzegocki	35
2012	Lexy Moore	20
2013	Fecho, Moore	9

Shutouts

1994	Deana Jackson	8
1995	Jenn Markert	5
1996	Jenn Markert	3
1997	Sheryl Scheve	6
1998	Jenny Deno, Sheryl Scheve	4
1999	Nicole Crouse	5
2000	Meagan Dooley	6
2001	Leighann Burke, Nicole Crouse	4
2002	Nicole Crouse	6
2003	Leighann Burke	10
2004	Brooke Baker	7
2005	Brooke Baker	4
2006	Diana LaRiva	5
2007	Brooke Baker	12
2008	Suzie Rzegocki	5
2009	Suzie Rzegocki	6
2010	Suzie Rzegocki	8
2011	Suzie Rzegocki	10
2012	Lexy Moore	3
2013	Petruzzi, Moore	1

Innings Pitched

1994	Deana Jackson	234.1
1995	Jenn Markert	189.2
1996	Jenn Markert	149.2
1997	Sheryl Scheve	232.0
1998	Sheryl Scheve	253.0
1999	Nicole Crouse	182.0
2000	Meagan Dooley	153.2
2001	Leighann Burke	184.0
2002	Leighann Burke	154.2
2003	Leighann Burke	207.2
2004	Brooke Baker	205.0
2005	Brooke Baker	192.0
2006	Brooke Baker	183.1
2007	Brooke Baker	295.0
2008	Dana Alcocer	198.2
2009	Suzie Rzegocki	237.0
2010	Suzie Rzegocki	276.1
2011	Suzie Rzegocki	259.2
2012	Lexy Moore	190.2
2013	Lexy Moore	169.2

Wins

1994	Deana Jackson	20-14
1995	Jenn Markert	15-11
1996	Jenn Markert	15-6
1997	Sheryl Scheve	25-10
1998	Sheryl Scheve	22-19
1999	Meagan Dooley	14-11
2000	Meagan Dooley	12-11
2001	Leighann Burke	12-11
2002	Leighann Burke	13-11
2003	Leighann Burke	20-15
2004	Brooke Baker	17-12
2005	Brooke Baker	15-16
2006	Brooke Baker	13-15
2007	Brooke Baker	26-17
2008	Dana Alcocer	19-14
2009	Suzie Rzegocki	24-12
2010	Suzie Rzegocki	21-22
2011	Suzie Rzegocki	26-17
2012	Lexy Moore	20-12
2013	Lexy Moore	11-15

Saves

1994	n/a	0
1995	Jenn Markert, Jaime Martino	2
1996	Jenn Markert	2
1997	Sheryl Scheve	4
1998	Jenny Deno, Jaime Martino	1
1999	Nicole Crouse	2
2000	Leighann Burke	3
2001	Leighann Burke	5
2002	Nicole Course	4
2003	Diana LaRiva	3
2004	Brooke Baker	1
2005	Brooke Baker, Melissa Burns	3
2006	n/a	0
2007	Brooke Baker, Ashley DiDomenico	1
2008	Suzie Rzegocki	3
2009	n/a	0
2010	Suzie Rzegocki	3
2011	n/a	0
2012	Lexy Moore	1
2013	Lilly Fecho	2

Earned Run Average

1994	Deana Jackson	2.45
1995	Jenn Markert	1.99
1996	Jenn Markert	1.78
1997	Sheryl Scheve	1.75
1998	Sheryl Scheve	2.27
1999	Nicole Crouse	2.12
2000	Meagan Dooley	0.73
2001	Leighann Burke	1.07
2002	Leighann Burke	2.35
2003	Leighann Burke	1.89
2004	Brooke Baker	1.88
2005	Diana LaRiva	2.17
2006	Diana LaRiva	2.81
2007	Brooke Baker	2.33
2008	Suzie Rzegocki	2.55
2009	Suzie Rzegocki	1.48
2010	Suzie Rzegocki	2.56
2011	Suzie Rzegocki	2.18
2012	Lexy Moore	3.41
2013	Alex Whittemore	2.75

Strikeouts

1994	Deana Jackson	70
1995	Jenn Markert	125
1996	Jenn Markert	179
1997	Sheryl Scheve	183
1998	Sheryl Scheve	188
1999	Nicole Crouse	87
2000	Leighann Burke	129
2001	Leighann Burke	156
2002	Leighann Burke	116
2003	Diana LaRiva	162
2004	Diana LaRiva	196
2005	Diana LaRiva	149
2006	Diana LaRiva	113
2007	Brooke Baker	174
2008	Dana Alcocer	138
2009	Suzie Rzegocki	187
2010	Suzie Rzegocki	216
2011	Suzie Rzegocki	200
2012	Lexy Moore	118
2013	Lilly Fecho	107

SERIES RECORDS



Opponent	First Mtg	Last Mtg	Rec.	Opponent	First Mtg	Last Mtg	Rec.	Opponent	First Mtg	Last Mtg	Rec.
Akron	1996	2005	1-2	Indianapolis	1994	1994	2-0	Rutgers	2009	2011	1-1
<i>Alabama</i>	<i>2008</i>	<i>2008</i>	<i>0-2</i>	Iowa	1995	2013	9-39	Sacramento State	2001	2004	0-2
Appalachian State	2008	2009	2-1	Iowa State	2000	2011	4-3	Saint Louis	1994	2010	3-0
Arizona	2009	2013	0-3	IPFW	1994	2004	8-0	Saint Mary's (Calif.)	1997	2007	7-1
Arizona State	1995	2010	1-5	IUPUI	1999	2013	21-1	Sam Houston State	2013	2013	0-2
Arkansas	1999	2005	1-2	Jacksonville	2006	2008	3-0	<i>Samford</i>	<i>2004</i>	<i>2004</i>	<i>1-0</i>
<i>Auburn</i>	<i>2001</i>	<i>2009</i>	<i>1-1</i>	<i>Jacksonville State</i>	<i>2008</i>	<i>2009</i>	<i>2-0</i>	San Diego	2010	2010	1-0
Austin Peay	2009	2009	1-0	Kansas	2003	2005	1-2	San Diego State	2000	2012	3-1
Ball State	1995	2012	18-3	Kennesaw State	2007	2007	0-2	San Jose State	1996	2007	2-2
<i>Baylor</i>	<i>2000</i>	<i>2013</i>	<i>1-5</i>	<i>Kent State</i>	<i>2000</i>	<i>2005</i>	<i>1-1</i>	Santa Clara	1999	2007	3-0
Belmont	1998	2012	2-0	Kentucky	2000	2011	1-3	Seton Hall	2000	2000	1-0
Bethune-Cookman	2002	2009	3-1	Liberty	1999	2009	2-1	South Alabama	2008	2012	1-1
Boston College	2009	2009	1-0	Long Beach State	1998	2010	1-2	South Carolina	2000	2006	0-2
Boston University	2000	2000	0-1	<i>Long Island</i>	<i>2004</i>	<i>2008</i>	<i>2-0</i>	South Florida	2000	2008	3-2
Bowling Green	1998	2011	4-3	Longwood	2012	2012	1-0	Southeastern Louisiana	2013	2013	1-1
Bradley	1994	2006	2-4	Louisiana-Lafayette	2005	2010	1-4	Southern Illinois	1995	2011	3-2
<i>Bryant</i>	<i>2012</i>	<i>2012</i>	<i>1-0</i>	Louisiana-Monroe	2000	2000	1-0	Southern Utah	1998	2013	3-0
Buffalo	2010	2011	3-0	Louisiana State	2008	2013	0-4	Southwest Missouri State	1994	2001	2-2
Butler	1994	2012	18-5-1	Louisiana Tech	2001	2011	2-0	Stanford	2006	2008	0-3
BYU	2005	2012	0-5	Louisville	2003	2010	2-5	<i>Syracuse</i>	<i>2001</i>	<i>2008</i>	<i>4-0</i>
California	1999	2012	0-5	Loyola (Chicago)	1996	2013	13-4	Temple	1999	2012	6-1
Cal Poly	1999	2003	2-1	Loyola Marymount	1997	1997	2-0	Tennessee	1996	2006	1-2
Cal State Fullerton	1997	2012	3-6	<i>Marist</i>	<i>2007</i>	<i>2007</i>	<i>1-0</i>	Tennessee-Chattanooga	1997	2012	4-3
Cal State Northridge	2010	2010	0-1	Marshall	1998	1999	1-2	Tennessee-Martin	2009	2012	2-0
Campbell	2004	2004	1-0	Maryland	2000	2000	1-0	Tennessee State	2003	2011	4-0
Canisius	1994	2006	1-2	Massachusetts	1995	2006	2-1	<i>Tennessee Tech</i>	<i>1998</i>	<i>2006</i>	<i>3-1</i>
Centenary College	2008	2008	2-0	McNeese State	1995	1996	0-2	<i>Texas</i>	<i>1999</i>	<i>2010</i>	<i>2-1</i>
Central Arkansas	2012	2012	1-0	Mercer	2004	2011	2-1	Texas A&M	2009	2013	1-2
<i>Central Florida</i>	<i>2003</i>	<i>2005</i>	<i>2-0</i>	Miami (Ohio)	1995	2011	11-0-1	Texas A&M-Corpus Christi	2001	2013	4-1
<i>Central Michigan</i>	<i>1998</i>	<i>2008</i>	<i>2-2</i>	<i>Michigan</i>	<i>1995</i>	<i>2013</i>	<i>2-42</i>	Texas-Arlington	2001	2001	0-0-1
<i>Coastal Carolina</i>	<i>1994</i>	<i>1994</i>	<i>0-2</i>	<i>Michigan State</i>	<i>1995</i>	<i>2013</i>	<i>28-19</i>	Texas-San Antonio	2002	2013	2-1
Coker College	1994	1994	1-1	Middle Tennessee State	2007	2011	1-2	Texas State*	1995	2013	5-3
Colorado State	1999	2007	2-1	<i>Minnesota</i>	<i>1995</i>	<i>2012</i>	<i>20-21</i>	Texas Tech	1997	2003	3-0
Connecticut	2000	2000	0-1	Mississippi	1998	2007	4-1	Toledo	2000	2011	5-0
Dayton	1994	2004	5-0	Mississippi State	2007	2011	1-3	Troy	2012	2012	1-0
DePaul	1994	1994	0-1	<i>Mississippi Valley State</i>	<i>2005</i>	<i>2005</i>	<i>2-0</i>	Tulsa	2013	2013	1-1
Detroit	2005	2005	2-0	Missouri	1995	2008	0-5	UC Davis	2007	2008	2-1
Drake	2013	2013	1-0	Morehead State	2001	2001	1-0	UCLA	2002	2009	1-2
East Carolina	1994	2008	4-2	Nebraska	1996	2013	3-4	UC Riverside	2003	2003	1-0
Eastern Illinois	1994	2003	5-1	Nevada	2004	2008	0-3	UC Santa Barbara	2000	2006	2-0
Eastern Kentucky	1996	1999	2-0	New Mexico	2001	2012	3-1	UMKC	1994	2005	2-0
Eastern Michigan	1995	1996	1-1	New Mexico State	1996	1998	2-3	UNC-Greensboro	1994	2001	1-1
Evansville	1994	1999	4-2	Niagara	2012	2012	1-0	UNC-Wilmington	1994	1994	1-0
Fairfield	2005	2005	1-0	Nicholls State	2005	2005	1-0	UNLV	1996	2012	2-3
Florida	1997	2002	3-2	<i>North Carolina</i>	<i>1999</i>	<i>2013</i>	<i>1-3</i>	Utah	1995	2010	0-3
Florida A&M	2002	2002	1-0	North Carolina State	2006	2012	1-1	Utah State	1995	2013	2-3
Florida Atlantic	2002	2011	3-3	North Dakota State	2010	2010	1-0	Utah Valley State	2005	2005	1-0
Florida Gulf Coast	2011	2011	1-0	North Texas	2013	2013	1-0	Valparaiso	1994	2013	23-5-2
Florida International	2007	2007	0-1	Northeastern Illinois	1994	1997	5-0	Villanova	2004	2008	4-0
<i>Florida State</i>	<i>1998</i>	<i>2009</i>	<i>1-3</i>	Northern Colorado	2012	2012	1-0	Virginia	2004	2004	1-0
Fordham	2008	2008	1-0	Northern Illinois	1994	2010	10-3	Virginia Tech	2002	2002	1-0
Fresno State	2007	2012	0-5	<i>Northern Iowa</i>	<i>1995</i>	<i>2006</i>	<i>2-0</i>	Washington	1996	2010	0-3
Gardner-Webb	2002	2003	2-0	Northwestern	1995	2013	15-27	Western Illinois	1996	2006	3-0
George Mason	2002	2006	4-0	Notre Dame	1997	2012	9-15	Western Kentucky	2001	2005	4-1
<i>Georgia</i>	<i>1998</i>	<i>2006</i>	<i>0-4</i>	Oakland	2002	2002	1-0	Western Michigan	1994	2005	4-3
Georgia Southern	2007	2007	1-0	Ohio	1997	2006	3-1	Wichita State	1998	2002	2-0
Georgia State	1998	2011	1-1	<i>Ohio State</i>	<i>1995</i>	<i>2013</i>	<i>17-20</i>	Winthrop	2005	2009	1-2
Georgia Tech	2005	2009	1-1	Oklahoma	2000	2000	0-1	<i>Wisconsin</i>	<i>1996</i>	<i>2012</i>	<i>25-15</i>
Hampton	2013	2013	1-0	Oklahoma City	1997	1997	1-0	Wright State	1996	2011	5-1
Hofstra	1998	2011	2-3	Oklahoma State	2002	2008	3-1	Youngstown State	2007	2007	1-0
<i>Houston</i>	<i>2010</i>	<i>2013</i>	<i>1-1</i>	Oregon	1995	2012	1-6	Total			620-508-6
Idaho State	2007	2007	1-0	Oregon State	2003	2006	0-2				
<i>Illinois</i>	<i>2001</i>	<i>2012</i>	<i>10-16</i>	Pacific	1996	2009	4-2				
Illinois-Chicago	1998	2005	4-4	<i>Penn State</i>	<i>1995</i>	<i>2013</i>	<i>21-23-1</i>				
Illinois State	1996	1996	0-1	Pittsburgh	2003	2007	4-0				
<i>Indiana</i>	<i>1994</i>	<i>2013</i>	<i>25-17</i>	Portland State	2003	2010	0-3				
<i>Indiana State</i>	<i>1994</i>	<i>2009</i>	<i>14-4</i>	Radford	2000	2001	2-0				

italics denotes 2014 opponent.

* - formerly known as Southwest Texas State.



SERIES RECORDS

AKRON (1-2)

	H: 0-0	A: 0-0	N: 1-2
3/10/96	L, 2-3	N	Knoxville, Tenn.
2/18/00	L, 1-2	N	Raleigh, N.C.
3/18/05	W, 2-0	N	Raleigh, N.C.

ALABAMA (0-2)

	H: 0-0	A: 0-2	N: 0-0
2/8/08	L, 0-8	A	Tuscaloosa, Ala.
2/9/08	L, 0-11	A	Tuscaloosa, Ala.

APPALACHIAN STATE (2-1)

	H: 0-0	A: 0-0	N: 2-1
2/24/08	W, 10-7	N	Greenville, N.C.
2/14/09	L, 2-3	N	Tallahassee, Fla.
2/15/09	W, 4-1	N	Tallahassee, Fla.

ARIZONA (0-3)

	H: 0-0	A: 0-1	N: 0-2
5/17/09	L, 2-4	N	Louisville, Ky.
2/12/10	L, 0-10	N	Tempe, Ariz.
2/16/13	L, 5-4	A	Tucson, Ariz.

ARIZONA STATE (1-5)

	H: 0-0	A: 0-0	N: 1-5
2/16/95	L, 7-10	N	Phoenix, Ariz.
2/18/96	W, 3-2	N	Phoenix, Ariz.
2/14/97	L, 4-7	N	Phoenix, Ariz.
3/9/01	L, 0-5	N	Sunnyvale, Calif.
3/13/04	L, 0-4	N	Sunnyvale, Calif.
3/21/10	L, 4-6	N	Fullerton, Calif.

ARKANSAS (1-2)

	H: 0-0	A: 0-0	N: 1-2
3/13/99	W, 11-10	N	Sunnyvale, Calif.
2/12/00	L, 2-3	N	Arlington, Texas
2/13/05	L, 6-7	N	Las Cruces, N.M.

AUBURN (1-1)

	H: 0-0	A: 1-1	N: 0-0
2/9/01	L, 2-7	A	Auburn, Ala.
2/22/09	W, 3-1	A	Auburn, Ala.

AUSTIN PEAY (1-0)

	H: 0-0	A: 0-0	N: 1-0
2/21/09	W, 6-4	N	Auburn, Ala.

BALL STATE (18-3)

	H: 8-0	A: 9-3	N: 1-0
3/21/95	W, 6-1	A	Muncie, Ind.
3/21/95	L, 0-5	A	Muncie, Ind.
5/7/96	W, 5-0	H	West Lafayette
5/7/96	W, 3-2	H	West Lafayette
3/26/97	W, 4-2	A	Muncie, Ind.
3/26/97	W, 3-1	A	Muncie, Ind.
3/30/99	W, 6-5 (8)	A	Muncie, Ind.
3/30/99	W, 10-3	A	Muncie, Ind.
4/24/00	W, 4-0	H	West Lafayette
4/24/00	W, 4-3	H	West Lafayette
4/9/02	W, 6-3	H	West Lafayette
4/9/02	W, 2-1	H	West Lafayette
3/30/05	W, 5-1	A	Muncie, Ind.

4/4/06	W, 7-0	H	West Lafayette
4/16/08	L, 3-7	A	Muncie, Ind.
4/15/09	W, 7-1	H	West Lafayette
4/21/10	W, 6-4 (8)	A	Muncie, Ind.
4/21/10	W, 7-0	A	Muncie, Ind.
3/27/11	W, 3-1	N	Oxford, Ohio
4/12/12	L, 7-9	A	Muncie, Ind.
4/12/12	W, 8-6	A	Muncie, Ind.

BAYLOR (1-5)

	H: 0-0	A: 1-3	N: 0-2
2/12/00	L, 6-8 (8)	N	Arlington, Texas
2/16/07	L, 2-10	N	Lafayette, La.
2/15/08	W, 6-5 (8)	A	Waco, Texas
3/9/13	L, 8-0 (6)	A	Waco, Texas
3/9/13	L, 1-0	A	Waco, Texas
3/10/13	L, 4-0	A	Waco, Texas

BELMONT (2-0)

	H: 0-0	A: 0-0	N: 2-0
3/14/98	W, 16-0	N	Tallahassee, Fla.
2/24/12	W, 10-1	N	Chattanooga, Tenn.

BETHUNE-COOKMAN (3-1)

	H: 0-0	A: 0-0	N: 3-1
2/8/02	W, 3-0	N	St. Augustine, Fla.
2/17/02	W, 5-3	N	San Antonio, Texas
2/11/06	W, 2-1	N	Boca Raton, Fla.
3/15/09	L, 2-3 (8)	N	Boca Raton, Fla.

BOSTON COLLEGE (1-0)

	H: 0-0	A: 0-0	N: 1-0
3/8/09	W, 10-0	N	Woodstock, Ga.

BOSTON UNIVERSITY (0-1)

	H: 0-0	A: 0-0	N: 0-1
2/19/00	L, 6-8	N	Raleigh, N.C.

BOWLING GREEN (4-3)

	H: 1-0	A: 1-1	N: 2-2
3/22/98	W, 7-1 (8)	H	West Lafayette
2/27/05	W, 5-2	N	Chattanooga, TN
3/18/06	L, 0-6	N	Tampa, Fla.
3/6/09	L, 5-6 (8)	N	Woodstock, Ga.
3/26/09	W, 17-2	A	Bowling Green, Ohio
3/26/09	L, 7-8	A	Bowling Green, Ohio
2/13/11	W, 2-0	N	Baton Rouge, La.

BRADLEY (2-4)

	H: 1-1	A: 0-0	N: 1-3
4/29/94	L, 2-3	N	DeKalb, Ill.
3/27/99	W, 4-3(8)	H	West Lafayette
3/25/00	L, 1-3	H	West Lafayette
2/21/04	L, 0-2	N	Chattanooga, Tenn.
2/25/05	W, 2-0	N	Chattanooga, Tenn.
2/26/06	L, 0-1	N	Pekin, Ill.

BRYANT (1-0)

	H: 0-0	A: 0-0	N: 1-0
2/12/12	W, 10-2	N	Albuquerque, N.M.

BUFFALO (3-0)

	H: 0-0	A: 0-0	N: 3-0
3/13/10	W, 9-2	N	Lakewood, Calif.
3/11/11	W, 11-1	N	Boca Raton, Fla.
3/19/11	W, 6-1	N	Boca Raton, Fla.

BUTLER (18-5-1)

	H: 12-2	A: 5-2-1	N: 1-1
4/12/94	L, 0-1	A	Indianapolis, Ind.
4/12/94	T, 4-4 (10)	A	Indianapolis, Ind.
4/29/94	L, 4-5 (8)	N	DeKalb, Ill.
3/23/96	W 10-0	H	West Lafayette
4/15/97	W, 6-0	A	Indianapolis, Ind.
4/15/97	L, 0-1	A	Indianapolis, Ind.
4/23/98	L, 1-2	H	West Lafayette
4/23/98	W, 5-2	H	West Lafayette
4/5/00	W, 8-0	H	West Lafayette
4/5/00	W, 2-0	H	West Lafayette
3/24/01	W, 4-1	H	West Lafayette
4/3/02	W, 4-0	H	West Lafayette
4/3/02	W, 7-0	H	West Lafayette
3/23/03	W, 10-0	H	West Lafayette
3/31/04	W, 7-1	A	Indianapolis, Ind.
4/6/05	W, 1-0	H	West Lafayette
4/6/05	W, 8-0	H	West Lafayette
3/28/06	W, 2-0	A	Indianapolis, Ind.
4/3/07	W, 6-0	H	West Lafayette
3/26/08	W, 5-3	A	Indianapolis, Ind.
3/26/08	W, 7-0	A	Indianapolis, Ind.
4/1/10	W, 1-0	H	West Lafayette
4/1/10	L, 0-3	H	West Lafayette
3/13/12	W, 3-0	N	Fresno, Calif.

BYU (0-5)

	H: 0-0	A: 0-0	N: 0-5
3/12/05	L, 2-5	N	Clearwater, Fla.
2/17/06	L, 2-5	N	Las Vegas, Nev.
3/9/07	L, 3-5	N	Fresno, Calif.
3/10/07	L, 2-8	N	Fresno, Calif.
3/15/12	L, 1-14	N	Fullerton, Calif.

CALIFORNIA (0-5)

	H: 0-0	A: 0-0	N: 0-5
3/13/99	L, 0-2	N	Sunnyvale, Calif.
3/15/01	L, 1-3 (8)	N	Sacramento, Calif.
2/14/03	L, 0-1	N	Las Vegas, Nev.
3/12/04	L, 0-8	N	Sunnyvale, Calif.
3/11/12	L, 1-9	N	Fresno, Calif.

CAL POLY (2-1)

	H: 0-0	A: 0-0	N: 2-1
3/13/99	W, 6-4	N	Sunnyvale, Calif.
2/26/00	W, 8-0	N	Santa Barbara, Calif.
2/15/03	L, 4-5 (8)	N	Las Vegas, Nev.

CAL STATE FULLERTON (3-6)

	H: 0-0	A: 2-3	N: 1-3
2/23/97	L, 0-1	N	Gainesville, Fla.
2/23/97	L, 1-6	N	Gainesville, Fla.
2/13/98	L, 0-2	N	Phoenix, Ariz.
2/28/03	L, 1-10	A	Fullerton, Calif.

SERIES RECORDS



3/5/06	L, 2-6	A	Fullerton, Calif.
2/29/08	L, 0-5	A	Fullerton, Calif.
5/17/08	W, 4-3	N	Los Angeles, Calif.
3/17/10	W, 10-4	A	Fullerton, Calif.
3/14/12	W, 8-6	A	Fullerton, Calif.

CAL STATE NORTHRIDGE (0-1)

H: 0-0 A: 0-0 N: 0-1

2/13/10	L, 2-3	N	Tempe, Ariz.
---------	--------	---	--------------

CAMPBELL (1-0)

H: 0-0 A: 0-0 N: 1-0

2/13/04	W, 6-5	N	Raleigh, N.C.
---------	--------	---	---------------

CANISIUS (1-2)

H: 0-0 A: 0-0 N: 1-2

3/5/94	L, 2-10	N	Greensboro, N.C.
3/17/00	W, 2-1 (8)	N	Clearwater, Fla.
3/19/06	L, 3-4 (8)	N	Tampa, Fla.

CENTENARY COLLEGE (2-0)

H: 0-0 A: 0-0 N: 2-0

2/15/08	W, 8-7	N	Waco, Texas
2/17/08	W, 8-0	N	Waco, Texas

CENTRAL ARKANSAS (1-0)

H: 0-0 A: 0-0 N: 1-0

2/19/12	W, 8-6	N	Albuquerque, N.M.
---------	--------	---	-------------------

CENTRAL FLORIDA (2-0)

H: 0-0 A: 0-0 N: 2-0

2/7/03	W, 10-2	N	St. Augustine, Fla.
3/13/05	W, 2-1	N	Clearwater, Fla.

CENTRAL MICHIGAN (2-2)

H: 0-1 A: 0-0 N: 2-1

3/5/98	W, 6-4	N	Tampa, Fla.
3/27/99	L, 0-8	H	West Lafayette
3/6/03	L, 1-2	N	Plant City, Fla.
3/8/08	W, 3-0	N	Clearwater, Fla.

COASTAL CAROLINA (0-2)

H: 0-0 A: 0-2 N: 0-0

3/11/94	L, 0-7	A	Conway, S.C.
3/11/94	L, 0-2	A	Conway, S.C.

COKER COLLEGE (1-1)

H: 0-0 A: 1-1 N: 0-0

3/12/94	W, 4-3 (8)	A	Hartsville, S.C.
3/12/94	L, 7-8 (9)	A	Hartsville, S.C.

COLORADO STATE (2-1)

H: 0-0 A: 0-0 N: 2-1

3/12/99	W, 3-2	N	Sunnyvale, Calif.
3/11/07	L, 3-5	N	Fresno, Calif.
3/16/07	W, 7-2	N	Sacramento, Calif.

CONNECTICUT (0-1)

H: 0-0 A: 0-0 N: 0-1

3/9/00	L, 1-3	N	Tampa, Fla.
--------	--------	---	-------------

DAYTON (5-0)

H: 1-0 A: 2-0 N: 2-0

4/9/94	W, 3-1	N	Chicago, Ill.
4/24/02	W, 3-2	H	West Lafayette
2/22/04	W, 9-1	N	Chattanooga, Tenn.
4/28/04	W, 2-1	A	Dayton, Ohio
4/28/04	W, 6-1	A	Dayton, Ohio

DRAKE (1-0)

H: 0-0 A: 0-0 N: 1-0

2/15/13	W, 8-5	N	Tucson, Ariz.
---------	--------	---	---------------

DePAUL (0-1)

H: 0-0 A: 0-0 N: 0-1

4/10/94	L, 3-6	N	Chicago, Ill.
---------	--------	---	---------------

DETROIT (2-0)

H: 2-0 A: 0-0 N: 0-0

3/26/05	W, 5-2	H	West Lafayette
3/26/05	W, 8-0	H	West Lafayette

EAST CAROLINA (4-2)

H: 0-0 A: 3-1 N: 1-1

3/06/94	W, 7-4	A	Greenville, N.C.
3/07/94	L, 3-6	A	Greenville, N.C.
3/07/94	W, 5-2	A	Greenville, N.C.
2/18/01	W, 3-0	N	Raleigh, N.C.
2/11/06	L, 1-3	N	Boca Raton, Fla.
2/23/08	W, 3-2 (8)	A	Greenville, N.C.

EASTERN ILLINOIS (5-1)

H: 2-0 A: 1-0 N: 2-1

4/2/94	W, 7-3	A	Charleston, Ill.
3/4/96	W, 2-1	N	Carbondale, Ill.
3/4/96	L, 2-5	N	Carbondale, Ill.
3/16/01	W, 1-0	N	Sacramento, Calif.
4/16/03	W, 9-0	H	West Lafayette
4/16/03	W, 11-0	H	West Lafayette

EASTERN KENTUCKY (2-0)

H: 0-0 A: 0-0 N: 2-0

3/9/96	W, 9-0	N	Knoxville, Tenn.
2/20/99	W, 7-1	N	Raleigh, N.C.

EASTERN MICHIGAN (1-1)

H: 1-0 A: 0-0 N: 0-1

2/19/95	L, 7-9	N	Phoenix, Ariz.
3/23/96	W, 4-3	H	West Lafayette

EVANSVILLE (4-2)

H: 1-1 A: 2-1 N: 1-0

4/1/94	W, 3-1	N	Charleston, Ill.
3/29/95	L, 3-4	A	Evansville, Ind.
3/29/95	W, 3-0	A	Evansville, Ind.
3/19/98	W, 6-4	A	Evansville, Ind.
3/24/99	W, 2-1	H	West Lafayette
3/24/99	L, 2-4	H	West Lafayette

FAIRFIELD (1-0)

H: 0-0 A: 0-0 N: 1-0

3/19/05	W, 2-0	N	Raleigh, N.C.
---------	--------	---	---------------

FLORIDA (3-2)

H: 0-0 A: 1-1 N: 2-1

2/21/97	W, 2-1	A	Gainesville, Fla.
2/21/97	L, 0-1	A	Gainesville, Fla.
3/6/99	L, 0-3	N	Tampa, Fla.
3/1/02	W, 2-1	N	Los Angeles, Calif.
3/1/02	W, 13-5	N	Los Angeles, Calif.

FLORIDA A&M (1-0)

H: 0-0 A: 0-0 N: 1-0

2/9/02	W, 8-0	N	St. Augustine, Fla.
--------	--------	---	---------------------

FLORIDA ATLANTIC (3-3)

H: 0-0 A: 3-2 N: 0-1

3/9/02	L, 0-5	N	Plant City, Fla.
2/12/06	W, 4-3	A	Boca Raton, Fla.
3/16/09	W, 3-2	A	Boca Raton, Fla.
3/16/09	W, 4-3 (8)	A	Boca Raton, Fla.
3/14/11	L, 3-4	A	Boca Raton, Fla.
3/14/11	L, 0-1	A	Boca Raton, Fla.

FLORIDA GULF COAST (1-0)

H: 0-0 A: 1-0 N: 0-0

3/16/11	W, 3-2 (8)	A	Fort Myers, Fla.
---------	------------	---	------------------

FLORIDA INTERNATIONAL (0-1)

H: 0-0 A: 0-1 N: 0-0

2/23/07	L, 5-9	A	Miami, Fla.
---------	--------	---	-------------

FLORIDA STATE (1-3)

H: 0-0 A: 1-1 N: 0-2

2/13/98	L, 1-8	N	Phoenix, Ariz.
3/6/98	L, 4-5	N	Tampa, Fla.
3/12/98	W, 1-0	A	Tallahassee, Fla.
2/15/09	L, 0-8	A	Tallahassee, Fla.

FORDHAM (1-0)

H: 0-0 A: 0-0 N: 1-0

3/16/08	W, 3-2	N	Clearwater, Fla.
---------	--------	---	------------------

FRESNO STATE (0-5)

H: 0-0 A: 0-5 N: 0-0

3/10/07	L, 2-7	A	Fresno, Calif.
3/13/07	L, 1-4	A	Fresno, Calif.
3/13/07	L, 2-3	A	Fresno, Calif.
3/10/12	L, 1-6	A	Fresno, Calif.
3/13/12	L, 2-5	A	Fresno, Calif.

GARDNER-WEBB (2-0)

H: 2-0 A: 0-0 N: 0-0

3/23/02	W, 4-0	H	West Lafayette
3/22/03	W, 8-0	H	West Lafayette

GEORGE MASON (4-0)

H: 0-0 A: 0-0 N: 4-0

3/17/02	W, 7-1	N	Orlando, Fla.
3/15/06	W, 12-0	N	Clearwater, Fla.
3/15/06	W, 10-2	N	Clearwater, Fla.
3/18/06	W, 11-2	N	Tampa, Fla.



SERIES RECORDS

GEORGIA (0-4)

H: 0-0 A: 0-0 N: 0-4

3/7/98	L, 3-6 (10)	N	Tampa, Fla.
2/8/02	L, 2-3	N	St. Augustine, Fla.
2/10/02	L, 0-1	N	St. Augustine, Fla.
3/4/06	L, 2-6	N	Fullerton, Calif.

GEORGIA SOUTHERN (1-0)

H: 0-0 A: 0-0 N: 1-0

3/17/07	W, 4-2	N	Sacramento, Calif.
---------	--------	---	--------------------

GEORGIA STATE (1-1)

H: 0-0 A: 1-0 N: 0-1

3/13/98	L, 1-4	N	Tallahassee, Fla.
2/26/11	W, 5-4 (8)	A	Kennesaw, Ga.

GEORGIA TECH (1-1)

H: 0-0 A: 0-0 N: 1-1

3/4/05	L, 1-2	N	Atlanta, Ga.
3/6/09	W, 4-2	N	Woodstock, Ga.

HAMPTON (1-0)

H: 0-0 A: 0-0 N: 1-0

2/8/13	W, 4-0	N	Baton Rouge, La.
--------	--------	---	------------------

HOFSTRA (2-3)

H: 0-0 A: 0-0 N: 2-3

3/13/98	L, 1-7	N	Tallahassee, Fla.
3/10/00	W, 8-1	N	Tampa, Fla.
3/11/05	L, 0-1	N	Clearwater, Fla.
3/12/06	W, 8-0	N	Clearwater, Fla.
3/12/11	L, 2-7	N	Boca Raton, Fla.

HOUSTON (1-1)

H: 0-0 A: 1-1 N: 0-0

2/20/10	W, 4-3	A	Houston, Texas
3/14/13	L, 3-1	A	Houston, Texas

IDAHO STATE (1-0)

H: 0-0 A: 0-0 N: 1-0

3/18/07	W, 8-0	N	Sacramento, Calif.
---------	--------	---	--------------------

ILLINOIS (10-16)

H: 5-9 A: 4-7 N: 1-0

4/27/01	L, 0-3	H	West Lafayette
4/27/01	W, 6-0	H	West Lafayette
5/4/02	L, 1-10	A	Champaign, Ill.
5/5/02	L, 3-5	A	Champaign, Ill.
4/11/03	L, 3-6	H	West Lafayette
4/11/03	L, 1-4	H	West Lafayette
4/9/04	L, 2-3 (9)	H	West Lafayette
4/10/04	L, 4-7	H	West Lafayette
4/10/05	W, 9-1	A	Champaign, Ill.
4/10/05	W, 8-7	A	Champaign, Ill.
3/11/06	W, 11-7	N	Clearwater, Fla.
4/14/06	L, 1-5	A	Champaign, Ill.
4/15/06	W, 8-5 (10)	A	Champaign, Ill.
3/30/07	W, 8-1	H	West Lafayette
3/31/07	L, 0-8	H	West Lafayette
4/27/08	W, 6-5	H	West Lafayette
4/27/08	L, 2-9	H	West Lafayette
4/29/09	W, 4-1	H	West Lafayette
4/29/09	L, 6-10	H	West Lafayette

5/12/10	L, 0-5	A	Champaign, Ill.
5/13/10	L, 0-8	A	Champaign, Ill.
4/13/11	L, 3-9	H	West Lafayette
4/13/11	W, 11-6	H	West Lafayette
4/21/12	L, 1-3	A	Champaign, Ill.
4/21/12	W, 4-2	A	Champaign, Ill.
4/22/12	L, 6-8	A	Champaign, Ill.

ILLINOIS-CHICAGO (4-4)

H: 2-0 A: 0-2 N: 2-2

3/6/98	W, 2-1	N	Tampa, Fla.
3/11/00	L, 1-3	N	Tampa, Fla.
4/16/02	L, 5-8	A	Chicago, Ill.
4/16/02	L, 6-7	A	Chicago, Ill.
3/26/03	W, 8-0	H	West Lafayette
3/26/03	W, 4-1	H	West Lafayette
3/5/04	W, 3-2	N	Clearwater, Fla.
3/20/05	L, 3-4 (8)	N	Raleigh, N.C.

ILLINOIS STATE (0-1)

H: 0-0 A: 0-0 N: 0-1

2/16/96	L, 3-11	N	Phoenix, Ariz.
---------	---------	---	----------------

INDIANA (25-17)

H: 11-6 A: 14-11 N: 0-0

3/26/94	L, 0-4	A	Bloomington, Ind.
4/5/94	L, 9-11	H	West Lafayette
4/26/95	L, 0-2	A	Bloomington, Ind.
4/26/95	W, 2-1	A	Bloomington, Ind.
4/9/96	L, 0-1	H	West Lafayette
4/9/96	L, 1-10	H	West Lafayette
4/23/97	L, 1-2	A	Bloomington, Ind.
4/23/97	L, 0-8	A	Bloomington, Ind.
4/15/98	W, 5-0	H	West Lafayette
4/15/98	W, 5-3 (9)	H	West Lafayette
4/21/99	W, 11-1	A	Bloomington, Ind.
4/21/99	W, 6-2	A	Bloomington, Ind.
5/6/00	W, 1-0	A	Bloomington, Ind.
5/7/00	L, 0-1	H	West Lafayette
5/5/01	W, 3-1	H	West Lafayette
5/6/01	W, 4-1	A	Bloomington, Ind.
4/14/02	W, 6-3	H	West Lafayette
4/14/02	W, 7-4	H	West Lafayette
5/3/03	W, 6-0	H	West Lafayette
5/4/03	L, 0-3	A	Bloomington, Ind.
5/8/04	L, 2-7	A	Bloomington, Ind.
5/9/04	W, 2-1	H	West Lafayette
5/7/05	W, 5-0	H	West Lafayette
5/8/05	W, 3-2	A	Bloomington, Ind.
5/6/06	L, 0-7	A	Bloomington, Ind.
5/7/06	L, 2-5	H	West Lafayette
5/5/07	W, 8-0	H	West Lafayette
5/6/07	W, 11-0	A	Bloomington, Ind.
5/3/08	W, 2-1	A	Bloomington, Ind.
5/4/08	W, 8-3	H	West Lafayette
5/9/09	W, 2-1 (8)	A	Bloomington, Ind.
5/9/09	W, 8-7 (8)	A	Bloomington, Ind.
5/9/10	L, 2-3	H	West Lafayette
5/10/10	W, 5-0	H	West Lafayette
5/13/11	L, 1-2	A	Bloomington, Ind.
5/14/11	L, 0-4	A	Bloomington, Ind.
4/7/12	L, 2-3	A	Bloomington, Ind.
4/7/12	L, 5-9	A	Bloomington, Ind.
4/8/12	W, 11-2	A	Bloomington, Ind.

4/12/13	W, 7-2	A	Bloomington, Ind.
4/13/13	W, 9-1	A	Bloomington, Ind.
4/14/13	W, 7-3	A	Bloomington, Ind.

INDIANA STATE (14-4)

H: 6-3 A: 6-0 N: 2-1

3/25/94	L, 3-4	N	Bloomington, Ind.
4/23/94	W, 2-1	H	West Lafayette
4/23/94	L, 3-4	H	West Lafayette
2/25/95	W, 5-0	N	Columbia, Mo.
4/19/95	W, 2-0	A	Terre Haute, Ind.
4/19/95	W, 3-1	A	Terre Haute, Ind.
4/24/96	W 9-1	H	West Lafayette
4/24/96	W 1-0	H	West Lafayette
4/2/97	W, 6-5	A	Terre Haute, Ind.
4/2/97	W, 1-0	A	Terre Haute, Ind.
4/1/98	W, 9-2	H	West Lafayette
4/1/98	L, 2-3	H	West Lafayette
3/28/99	L, 4-14	H	West Lafayette
3/29/00	W, 7-1	A	Terre Haute, Ind.
3/29/00	W, 1-0	A	Terre Haute, Ind.
5/1/03	W, 3-0	H	West Lafayette
5/1/03	W, 9-1	H	West Lafayette
3/7/09	W, 1-0	N	Woodstock, Ga.

INDIANAPOLIS (2-0)

H: 0-0 A: 2-0 N: 0-0

4/21/94	W, 3-0	A	Indianapolis, Ind.
4/21/94	W, 11-4	A	Indianapolis, Ind.

IOWA (9-39)

H: 4-25 A: 4-11 N: 1-3

4/1/95	L, 3-4	H	West Lafayette
4/1/95	L, 1-6	H	West Lafayette
4/2/95	W, 6-2	H	West Lafayette
4/2/95	L, 2-3	H	West Lafayette
5/4/96	W, 3-1	A	Iowa City, Iowa
5/4/96	L, 1-3	A	Iowa City, Iowa
5/5/96	L, 0-7	A	Iowa City, Iowa
3/29/97	L, 1-11	H	West Lafayette
3/29/97	L, 3-4	H	West Lafayette
3/30/97	L, 3-13	H	West Lafayette
5/9/97	L, 0-2	A	Iowa City, Iowa
5/2/98	L, 0-4	A	Iowa City, Iowa
5/2/98	L, 4-5	A	Iowa City, Iowa
5/3/98	W, 4-2	A	Iowa City, Iowa
3/6/99	L, 0-3	N	Tampa, Fla.
3/14/99	L, 1-9	N	Sunnyvale, Calif.
5/1/99	L, 3-4	H	West Lafayette
5/1/99	L, 2-4	H	West Lafayette
5/2/99	L, 3-9	H	West Lafayette
4/15/00	L, 0-4	H	West Lafayette
4/16/00	W, 1-0	H	West Lafayette
3/10/01	L, 0-8	N	Sunnyvale, Calif.
4/20/01	L, 1-7	A	Iowa City, Iowa
4/20/01	L, 4-5 (9)	A	Iowa City, Iowa
4/7/02	L, 2-3 (8)	H	West Lafayette
4/7/02	L, 1-2	H	West Lafayette
4/18/03	L, 0-2	A	Iowa City, Iowa
4/18/03	L, 0-9	A	Iowa City, Iowa
4/11/04	L, 0-6	H	West Lafayette
4/11/04	L, 0-4	H	West Lafayette
4/8/05	L, 2-3	A	Iowa City, Iowa
4/9/05	W, 2-1	A	Iowa City, Iowa

SERIES RECORDS



4/21/06	L, 1-8	H	West Lafayette
4/22/06	L, 2-3	H	West Lafayette
4/1/07	L, 1-6	H	West Lafayette
4/1/07	L, 3-4 (9)	H	West Lafayette
5/11/07	W, 4-1	N	Columbus, Ohio
4/25/08	L, 2-3	H	West Lafayette
4/26/08	L, 5-8	H	West Lafayette
4/11/09	L, 0-3	H	West Lafayette
4/12/09	L, 0-4	H	West Lafayette
4/10/10	L, 0-1	A	Iowa City, Iowa
4/11/10	W, 2-0	A	Iowa City, Iowa
4/2/11	W, 12-1	H	West Lafayette
4/3/11	W, 3-0	H	West Lafayette
5/3/13	L, 4-3 (9)	H	West Lafayette
5/4/13	L, 2-0 (8)	H	West Lafayette
5/5/13	L, 8-2	H	West Lafayette

IOWA STATE (4-3)

H: 0-0	A: 0-0	N: 4-3
2/26/00	W, 3-0	N Santa Barbara, Calif.
2/10/07	L, 0-3	N Starkville, Miss.
2/16/07	W, 3-0	N Lafayette, La.
2/18/07	W, 7-6 (12)	N Lafayette, La.
2/19/10	L, 2-3 (8)	N Houston, Texas
2/19/11	L, 5-8	N San Marcos, Texas
2/20/11	W, 9-0	N San Marcos, Texas

IPFW (8-0)

H: 8-0	A: 0-0	N: 0-0
4/19/94	W, 9-0	H West Lafayette
4/19/94	W, 2-0	H West Lafayette
3/23/02	W, 8-0	H West Lafayette
3/23/03	W, 11-0	H West Lafayette
4/8/03	W, 8-0	H West Lafayette
4/8/03	W, 19-0	H West Lafayette
3/27/04	W, 8-2	H West Lafayette
3/27/04	W, 2-0	H West Lafayette

IUPUI (21-1)

H: 11-0	A: 9-1	N: 1-0
4/20/99	W, 5-0	H West Lafayette
4/20/99	W, 9-1	H West Lafayette
4/12/00	W, 8-0	A Indianapolis, Ind.
4/12/00	W, 5-0	A Indianapolis, Ind.
3/20/02	W, 9-1	H West Lafayette
3/20/02	W, 8-0	H West Lafayette
4/23/03	W, 7-1	A Indianapolis, Ind.
4/23/03	W, 2-0	A Indianapolis, Ind.
4/20/04	W, 9-0	H West Lafayette
4/20/04	W, 8-0	H West Lafayette
2/24/06	W, 8-3	N Pekin, Ill.
4/17/07	W, 6-0	A Indianapolis, Ind.
4/17/07	W, 16-4	A Indianapolis, Ind.
4/2/08	W, 6-1	H West Lafayette
4/2/08	W, 10-0	H West Lafayette
3/31/10	W, 2-0	H West Lafayette
3/31/10	W, 6-0	H West Lafayette
4/6/11	W, 11-1	A Indianapolis, Ind.
4/6/11	W, 18-5	A Indianapolis, Ind.
4/3/12	W, 9-1	H West Lafayette
4/3/13	L, 3-2	A Indianapolis, Ind.
4/3/13	W, 18-2	A Indianapolis, Ind.

JACKSONVILLE (3-0)

H: 0-0	A: 2-0	N: 1-0
3/9/06	W, 10-0	N Clearwater, Fla.
3/11/08	W, 8-3	A Jacksonville, Fla.
3/11/08	W, 3-1	A Jacksonville, Fla.

JACKSONVILLE STATE (2-0)

H: 0-0	A: 0-0	N: 2-0
2/8/08	W, 5-4	N Tuscaloosa, Ala.
3/7/09	W, 4-3 (8)	N Woodstock, Ga.

KANSAS (1-2)

H: 0-0	A: 0-0	N: 1-2
2/8/03	L, 7-8	N St. Augustine, Fla.
2/8/03	L, 1-3	N St. Augustine, Fla.
2/11/05	W, 2-1	N Las Cruces, N.M.

KENNESAW STATE (0-2)

H: 0-0	A: 0-0	N: 0-2
2/9/07	L, 1-5	N Starkville, Miss.
2/10/07	L, 7-10	N Starkville, Miss.

KENT STATE (1-1)

H: 1-0	A: 0-0	N: 0-1
3/25/00	W, 2-1	H West Lafayette
2/25/05	L, 2-4	N Chattanooga, Tenn.

KENTUCKY (1-3)

H: 0-0	A: 0-0	N: 1-3
2/11/00	L, 0-2	N Arlington, Texas
2/15/02	L, 0-1	N San Antonio, Texas
2/26/05	W, 5-4 (9)	N Chattanooga, Tenn.
3/6/11	L, 0-3	N Carbondale, Ill.

LIBERTY (2-1)

H: 0-0	A: 0-0	N: 2-1
2/20/99	W, 4-0	N Raleigh, N.C.
2/18/01	W, 4-1	N Raleigh, N.C.
3/15/09	L, 2-4	N Boca Raton, Fla.

LONG BEACH STATE (1-2)

H: 0-0	A: 0-1	N: 1-1
2/14/98	L, 0-4	N Phoenix, Ariz.
3/10/01	W, 2-1	N San Jose, Calif.
3/12/10	L, 4-8	A Lakewood, Calif.

LONG ISLAND (2-0)

H: 0-0	A: 0-0	N: 2-0
3/4/04	W, 7-1	N Clearwater, Fla.
3/9/08	W, 6-4	N Clearwater, Fla.

LONGWOOD (1-0)

H: 0-0	A: 0-0	N: 1-0
3/4/12	W, 8-0	N Kissimmee, Fla.

LOUISIANA-LAFAYETTE (1-4)

H: 0-0	A: 0-3	N: 1-1
2/19/05	L, 1-3	A Lafayette, La.
2/20/05	L, 5-15	A Lafayette, La.
2/17/07	L, 2-10	A Lafayette, La.
2/21/10	L, 6-7	N Houston, Texas
3/20/10	W, 14-7	N Fullerton, Calif.

LOUISIANA-MONROE (1-0)

H: 0-0	A: 0-0	N: 1-0
2/11/00	W, 3-0	N Arlington, Texas

LOUISIANA STATE (0-4)

H: 0-0	A: 0-3	N: 0-1
3/15/08	L, 0-4	N Clearwater, Fla.
2/12/11	L, 3-5	A Baton Rouge, La.
2/13/11	L, 2-6	A Baton Rouge, La.
2/8/13	L, 1-0	A Baton Rouge, La.

LOUISIANA TECH (2-0)

H: 0-0	A: 0-0	N: 2-0
3/4/01	W, 2-1	N Corpus Christi, Texas
2/12/11	W, 7-3	N Baton Rouge, La.

LOUISVILLE (2-5)

H: 0-0	A: 2-3	N: 0-2
3/15/03	L, 0-2	A Louisville, Ky.
3/15/03	W, 9-3	A Louisville, Ky.
2/14/04	L, 0-5	N Raleigh, N.C.
5/15/09	L, 1-4	A Louisville, Ky.
5/16/09	W, 5-4	A Louisville, Ky.
2/26/10	L, 5-6	A Louisville, Ky.
3/19/10	L, 0-3	N Fullerton, Calif.

LOYOLA (CHICAGO) (13-4)

H: 8-2	A: 3-2	N: 2-0
4/18/96	L, 1-3	H West Lafayette
4/18/96	W, 1-0	H West Lafayette
4/10/97	W, 2-0	A Chicago, Ill.
4/10/97	W, 7-5	A Chicago, Ill.
3/24/98	W, 7-3	H West Lafayette
3/24/98	W, 1-0	H West Lafayette
3/28/99	W, 9-0	H West Lafayette
3/3/01	W, 3-0	N Corpus Christi, Texas
3/24/01	W, 3-0	H West Lafayette
4/19/01	L, 3-4	A Chicago, Ill.
3/22/03	W, 8-0	H West Lafayette
4/11/06	W, 2-1 (8)	H West Lafayette
4/11/06	W, 7-1	H West Lafayette
3/2/08	W, 4-0	N Fullerton, Calif.
4/14/11	L, 3-4 (11)	A Chicago, Ill.
4/25/12	L, 1-3	H West Lafayette
4/9/13	W, 7-4	A Chicago, Ill.

LOYOLA MARYMOUNT (2-0)

H: 0-0	A: 0-0	N: 2-0
3/15/97	W, 6-5	N Sunnyvale, Calif.
3/16/97	W, 9-0	N Sunnyvale, Calif.

MARIST (1-0)

H: 0-0	A: 0-0	N: 1-0
2/24/07	W, 15-2	N Miami, Fla.

MARSHALL (1-2)

H: 0-0	A: 0-0	N: 1-2
3/13/98	W, 11-0	N Tallahassee, Fla.
2/20/99	L, 0-2	N Raleigh, N.C.
2/21/99	L, 3-4	N Raleigh, N.C.



SERIES RECORDS

MARYLAND (1-0)

H: 0-0 A: 0-0 N: 1-0

3/10/00 W, 2-0 N Tampa, Fla.

MASSACHUSETTS (2-1)

H: 0-0 A: 0-0 N: 2-1

2/17/95 W, 3-1 N Phoenix, Ariz.
2/16/97 W, 4-0 N Phoenix, Ariz.
3/9/06 L, 1-11 N Clearwater, Fla.

McNEESE STATE (0-2)

H: 0-0 A: 0-0 N: 0-2

3/3/95 L, 4-5 N College Station, Texas
2/16/96 L, 4-1 N Phoenix, Ariz.

MERCER (2-1)

H: 0-0 A: 0-0 N: 2-1

3/6/04 W, 4-0 N Clearwater, Fla.
3/4/05 L, 3-7 N Atlanta, Ga.
2/27/11 W, 7-4 N Kennesaw, Ga.

MIAMI (OHIO) (11-0-1)

H: 3-0 A: 5-0-1 N: 3-0

3/22/95 W, 3-2 H West Lafayette
3/22/95 W, 3-1 H West Lafayette
4/25/96 W, 4-2 A Oxford, Ohio
4/25/96 W, 3-2 A Oxford, Ohio
2/16/01 W, 2-0 N Raleigh, N.C.
3/15/01 W, 5-4 N Sacramento, Calif.
3/23/07 T, 3-3 A Oxford, Ohio
4/10/07 W, 4-2 (8) A Oxford, Ohio
4/10/07 W, 13-0 A Oxford, Ohio
2/13/09 W, 2-0 N Tallahassee, Fla.
3/24/10 W, 6-4 H West Lafayette
3/26/11 W, 6-3 A Oxford, Ohio

MICHIGAN (2-42)

H: 1-23 A: 1-19 N: 0-0

3/25/95 L, 2-9 H West Lafayette
3/25/95 L, 0-12 H West Lafayette
3/26/95 L, 5-10 H West Lafayette
3/26/95 L, 3-4 H West Lafayette
4/17/96 L, 0-3 A Ann Arbor, Mich.
4/17/96 L, 1-6 A Ann Arbor, Mich.
3/23/97 L, 2-3 H West Lafayette
3/23/97 L, 2-12 H West Lafayette
4/8/97 L, 3-7 H West Lafayette
4/8/97 W, 3-1 H West Lafayette
4/21/98 L, 0-4 A Ann Arbor, Mich.
4/21/98 L, 1-9 A Ann Arbor, Mich.
4/7/99 L, 0-2 H West Lafayette
4/7/99 L, 2-3 (11) H West Lafayette
4/1/00 L, 2-3 H West Lafayette
4/2/00 L, 0-2 H West Lafayette
4/6/01 L, 3-4 A Ann Arbor, Mich.
4/6/01 L, 1-6 A Ann Arbor, Mich.
4/28/02 L, 2-6 H West Lafayette
4/28/02 L, 0-6 H West Lafayette
4/25/03 L, 1-2 (8) A Ann Arbor, Mich.
4/26/03 L, 2-3 A Ann Arbor, Mich.
4/4/04 L, 0-9 H West Lafayette
4/4/04 L, 0-2 H West Lafayette
4/15/05 L, 0-3 H West Lafayette

4/16/05 L, 2-6 H West Lafayette
4/9/06 L, 0-14 A Ann Arbor, Mich.
4/9/06 W, 5-4 A Ann Arbor, Mich.
4/20/07 L, 1-5 H West Lafayette
4/21/07 L, 3-7 H West Lafayette
3/30/08 L, 0-8 H West Lafayette
3/30/08 L, 0-3 H West Lafayette
4/4/09 L, 1-3 A Ann Arbor, Mich.
4/4/09 L, 3-4 (9) A Ann Arbor, Mich.
4/24/10 L, 1-5 H West Lafayette
4/25/10 L, 3-12 H West Lafayette
4/9/11 L, 1-13 A Ann Arbor, Mich.
4/10/11 L, 0-10 A Ann Arbor, Mich.
5/11/12 L, 1-2 A Ann Arbor, Mich.
5/12/12 L, 5-8 A Ann Arbor, Mich.
5/12/12 L, 0-8 A Ann Arbor, Mich.
3/22/13 L, 9-0 A Ann Arbor, Mich.
3/23/13 L, 13-5 A Ann Arbor, Mich.
3/23/13 L, 8-7 A Ann Arbor, Mich.

MICHIGAN STATE (28-19)

H: 15-8 A: 10-9 N: 3-2

4/12/95 W, 4-1 H West Lafayette
4/12/95 L, 2-3 H West Lafayette
4/13/96 L, 1-3 H West Lafayette
4/13/96 L, 0-3 H West Lafayette
4/14/96 L, 1-2 H West Lafayette
4/19/97 W, 1-0 A East Lansing, Mich.
4/19/97 L, 3-5 A East Lansing, Mich.
4/20/97 W, 7-2 A East Lansing, Mich.
5/10/97 L, 2-4 N Iowa City, Iowa
4/11/98 W, 8-1 H West Lafayette
4/11/98 L, 2-7 H West Lafayette
4/12/98 W, 4-0 H West Lafayette
3/4/99 W, 6-1 N Tampa, Fla.
4/10/99 W, 2-0 A East Lansing, Mich.
4/10/99 W, 5-4 A East Lansing, Mich.
3/12/00 L, 4-5 (8) N Tampa, Fla.
3/31/00 W, 3-0 H West Lafayette
3/31/00 L, 0-2 H West Lafayette
4/7/01 W, 5-1 A East Lansing, Mich.
4/8/01 L, 3-8 A East Lansing, Mich.
4/26/02 W, 1-0 H West Lafayette
4/27/03 L, 1-4 A East Lansing, Mich.
4/27/03 L, 2-4 A East Lansing, Mich.
4/23/04 L, 0-3 A East Lansing, Mich.
4/24/04 W, 11-1 A East Lansing, Mich.
4/3/05 W, 11-1 H West Lafayette
4/3/05 W, 7-2 H West Lafayette
4/7/06 L, 2-8 A East Lansing, Mich.
4/8/06 L, 0-1 A East Lansing, Mich.
3/24/07 W, 7-3 N Oxford, Ohio
4/22/07 W, 4-3 H West Lafayette
4/22/07 W, 8-6 H West Lafayette
4/18/08 L, 1-2 A East Lansing, Mich.
4/19/08 W, 9-0 A East Lansing, Mich.
4/9/09 W, 12-0 A East Lansing, Mich.
4/9/09 W, 8-3 A East Lansing, Mich.
4/28/10 W, 2-0 H West Lafayette
4/28/10 W, 10-2 H West Lafayette
5/11/11 W, 5-0 A East Lansing, Mich.
5/11/11 L, 2-3 A East Lansing, Mich.
3/24/12 W, 10-6 H West Lafayette
3/24/12 W, 8-4 H West Lafayette

3/25/12 W, 2-0 H West Lafayette
4/5/13 L, 3-2 H West Lafayette
4/6/13 W, 7-2 H West Lafayette
4/7/13 L, 1-0 H West Lafayette
5/9/13 W, 8-5 N Lincoln, Neb.

MIDDLE TENNESSEE STATE (1-2)

H: 0-0 A: 0-0 N: 1-2

3/3/07 L, 4-5 (9) N Woodstock, Ga.
2/21/09 L, 4-11 N Auburn, Ala.
3/12/11 W, 5-4 N Boca Raton, Fla.

MINNESOTA (20-21)

H: 8-12 A: 11-8 N: 1-1

4/29/95 L, 1-2 H West Lafayette
4/29/95 L, 1-7 H West Lafayette
4/30/95 W, 3-2 H West Lafayette
4/30/95 L, 4-5 H West Lafayette
4/20/96 W, 4-1 A Minneapolis, Minn.
4/20/96 L, 1-11 A Minneapolis, Minn.
4/21/96 W, 2-0 A Minneapolis, Minn.
5/3/97 W, 2-0 H West Lafayette
5/3/97 L, 0-2 H West Lafayette
5/4/97 W, 3-2 H West Lafayette
4/4/98 L, 1-5 A Minneapolis, Minn.
4/4/98 L, 1-8 A Minneapolis, Minn.
4/5/98 L, 2-3 A Minneapolis, Minn.
4/3/99 L, 1-4 H West Lafayette
4/3/99 W, 6-3 H West Lafayette
4/4/99 L, 1-2 (9) H West Lafayette
4/29/00 W, 4-3 (16) A Minneapolis, Minn.
4/30/00 L, 2-9 A Minneapolis, Minn.
3/30/01 W, 10-0 H West Lafayette
3/30/01 L, 0-5 H West Lafayette
4/6/03 L, 0-1 H West Lafayette
4/6/03 L, 2-8 H West Lafayette
3/14/04 W, 5-0 N Sunnyvale, Calif.
4/16/04 L, 0-2 A Minneapolis, Minn.
4/17/04 W, 2-1 (10) A Minneapolis, Minn.
4/24/05 L, 4-8 H West Lafayette
4/24/05 W, 9-0 H West Lafayette
4/30/06 W, 5-4 A Minneapolis, Minn.
4/30/06 W, 4-3 A Minneapolis, Minn.
4/13/07 W, 4-3 (9) A Minneapolis, Minn.
4/14/07 W, 11-4 A Minneapolis, Minn.
5/9/08 L, 4-5 N Evanston, Ill.
3/28/09 L, 4-6 H West Lafayette
3/29/09 W, 2-1 H West Lafayette
5/1/10 W, 7-0 A Minneapolis, Minn.
5/2/10 W, 11-2 A Minneapolis, Minn.
4/23/11 L, 2-3 H West Lafayette
4/23/11 W, 3-2 H West Lafayette
5/5/12 L, 3-5 A Minneapolis, Minn.
5/5/12 L, 2-5 A Minneapolis, Minn.
5/6/12 W, 12-2 A Minneapolis, Minn.

MISSISSIPPI (4-1)

H: 0-0 A: 0-0 N: 4-1

3/14/98 W, 3-1 N Tallahassee, Fla.
2/9/02 W, 1-0 N St. Augustine, Fla.
3/6/03 W, 7-5 N Plant City, Fla.
3/4/04 W, 2-1 (8) N Clearwater, Fla.
2/17/07 L, 4-6 N Lafayette, La.

SERIES RECORDS



MISSISSIPPI STATE (1-3)

	H: 0-0	A: 0-2	N: 1-1
2/9/07	L, 5-6	A	Starkville, Miss.
2/11/07	L, 1-8	A	Starkville, Miss.
2/13/09	L, 3-4	N	Tallahassee, Fla.
2/27/11	W, 5-0	N	Kennesaw, Ga.

MISSISSIPPI VALLEY STATE (2-0)

	H: 0-0	A: 0-0	N: 2-0
2/18/05	W, 5-0	N	Lafayette, La.
2/19/05	W, 7-2	N	Lafayette, La.

MISSOURI (0-5)

	H: 0-0	A: 0-2	N: 0-3
2/25/95	L, 0-10	A	Columbia, Mo.
2/26/95	L, 1-2	A	Columbia, Mo.
3/14/97	L, 2-10	N	Sunnyvale, Calif.
3/5/98	L, 0-6	N	Tampa, Fla.
3/7/08	L, 4-9	N	Clearwater, Fla.

MOREHEAD STATE (1-0)

	H: 0-0	A: 0-0	N: 1-0
3/17/01	W, 6-1	N	Sacramento, Calif.

NEBRASKA (3-4)

	H: 1-2	A: 0-1	N: 2-1
3/15/96	W, 4-2	N	Sunnyvale, Calif.
3/12/99	W, 6-2	N	Sunnyvale, Calif.
2/17/13	L, 4-3	N	Tucson, Ariz.
4/20/13	L, 5-2 (9)	H	West Lafayette
4/20/13	L, 12-2	H	West Lafayette
4/21/13	W, 6-5	H	West Lafayette
5/10/13	L, 3-2	A	Lincoln, Neb.

NEVADA (0-3)

	H: 0-0	A: 0-0	N: 0-3
3/17/04	L, 6-12	N	Moraga, Calif.
5/16/08	L, 1-4	N	Los Angeles, Calif.
5/18/08	L, 1-2	N	Los Angeles, Calif.

NEW MEXICO (3-1)

	H: 0-0	A: 1-0	N: 2-1
3/17/01	L, 1-2	N	Sacramento, Calif.
2/17/06	W, 7-1	N	Las Vegas, Nev.
3/17/10	W, 12-4	N	Fullerton, Calif.
2/19/12	W, 10-6	A	Albuquerque, N.M.

NEW MEXICO STATE (2-3)

	H: 0-0	A: 0-2	N: 2-1
2/17/96	W, 8-7	N	Phoenix, Ariz.
3/8/97	W, 2-1	N	Lubbock, Texas
3/9/97	L, 5-11	N	Lubbock, Texas
2/28/98	L, 3-5	A	Las Cruces, N.M.
3/1/98	L, 1-2	A	Las Cruces, N.M.

NIAGARA (1-0)

	H: 0-0	A: 0-0	N: 1-0
2/25/12	W, 14-6	N	Chattanooga, Tenn.

NICHOLLS STATE (1-0)

	H: 0-0	A: 0-0	N: 1-0
2/18/05	W, 6-1	N	Lafayette, La.

NORTH CAROLINA (1-3)

	H: 0-0	A: 0-0	N: 1-3
2/21/99	W, 4-1	N	Raleigh, N.C.
2/18/00	L, 0-6	N	Raleigh, N.C.
2/17/01	L, 2-6	N	Raleigh, N.C.
2/9/13	L, 2-1 (9)	N	Baton Rouge, La.

NORTH CAROLINA STATE (1-1)

	H: 0-0	A: 0-0	N: 1-1
3/12/06	L, 0-2	N	Clearwater, Fla.
3/2/12	W, 7-5 (9)	N	Kissimmee, Fla.

NORTH DAKOTA STATE (1-0)

	H: 0-0	A: 0-0	N: 1-0
2/14/10	W, 5-3	N	Tempe, Ariz.

NORTH TEXAS (1-0)

	H: 0-0	A: 0-0	N: 1-0
3/2/13	W, 6-2	N	San Marcos, Texas

NORTHEASTERN ILLINOIS (5-0)

	H: 2-0	A: 2-0	N: 1-0
4/25/94	W, 6-0	A	Chicago, Ill.
4/25/94	W, 4-0	A	Chicago, Ill.
3/14/97	W, 13-4	N	Sunnyvale, Calif.
3/20/97	W, 3-0	H	West Lafayette
3/20/97	W 10-8	H	West Lafayette

NORTHERN COLORADO (1-0)

	H: 1-0	A: 0-0	N: 1-0
2/18/12	W, 10-1	N	Albuquerque, N.M.

NORTHERN ILLINOIS (10-3)

	H: 3-0	A: 0-0	N: 7-3
3/26/94	W, 8-1	N	Bloomington, Ind.
3/3/96	W, 4-3	N	Carbondale, Ill.
3/15/96	L, 3-9	N	Sunnyvale, Calif.
3/24/96	W, 4-1	H	West Lafayette
3/24/96	W, 2-1	H	West Lafayette
3/23/97	W, 2-0	H	West Lafayette
3/18/00	L, 2-3	N	Clearwater, Fla.
2/10/01	W, 2-1	N	Auburn, Ala.
2/11/01	W, 5-0	N	Auburn, Ala.
3/8/02	W, 7-0	N	Plant City, Fla.
3/11/06	L, 2-3	N	Clearwater, Fla.
2/27/10	W, 9-1	N	Louisville, Ky.
2/28/10	W, 2-1	N	Louisville, Ky.

NORTHERN IOWA (2-0)

	H: 0-0	A: 0-0	N: 2-0
2/26/95	W, 2-1	N	Columbia, Mo.
2/25/06	W, 6-1	N	Pekin, Ill.

NORTHWESTERN (15-27)

	H: 7-10	A: 8-14	N: 0-3
5/6/95	W, 2-1	A	Evanston, Ill.
5/6/95	W, 3-2	A	Evanston, Ill.
5/7/95	L, 4-8	A	Evanston, Ill.
5/7/95	L, 1-5	A	Evanston, Ill.
4/27/96	W, 2-1	H	West Lafayette
4/27/96	W, 5-1	H	West Lafayette
4/28/96	W, 6-1	H	West Lafayette

4/26/97	W, 2-1	A	Evanston, Ill.
4/26/97	W, 5-1	A	Evanston, Ill.
4/27/97	W, 10-1	A	Evanston, Ill.
3/28/98	W, 5-4	H	West Lafayette
3/28/98	L, 5-7	H	West Lafayette
3/29/98	L, 3-6	H	West Lafayette
5/8/99	L, 4-5 (8)	A	Evanston, Ill.
5/8/99	L, 1-7	A	Evanston, Ill.
5/9/99	W, 3-1	A	Evanston, Ill.
4/14/00	L, 5-17	H	West Lafayette
4/14/00	W, 6-2	H	West Lafayette
5/12/00	L, 1-2	N	Iowa City, Iowa
4/21/01	W, 2-1	A	Evanston, Ill.
4/22/01	W, 2-1	A	Evanston, Ill.
4/5/02	L, 2-6	H	West Lafayette
4/6/02	L, 4-7	H	West Lafayette
4/13/03	L, 0-1	H	West Lafayette
4/13/03	W, 5-3	H	West Lafayette
3/7/04	L, 2-5 (8)	N	Clearwater, Fla.
4/25/04	L, 0-1	A	Evanston, Ill.
4/25/04	L, 3-13	A	Evanston, Ill.
4/17/05	L, 0-9	H	West Lafayette
4/17/05	L, 0-7	H	West Lafayette
5/12/05	L, 0-2	N	Ann Arbor, Mich.
4/16/06	L, 0-4	A	Evanston, Ill.
4/6/07	L, 1-2	H	West Lafayette
4/20/08	L, 2-10	A	Evanston, Ill.
4/20/08	L, 0-8	A	Evanston, Ill.
4/18/09	W, 2-0	H	West Lafayette
4/18/09	L, 8-10	H	West Lafayette
3/27/10	L, 3-4	A	Evanston, Ill.
3/28/10	L, 7-9	A	Evanston, Ill.
4/26/13	L, 6-4	A	Evanston, Ill.
4/27/13	L, 4-1	A	Evanston, Ill.
4/28/13	L, 6-2	A	Evanston, Ill.

NOTRE DAME (9-15)

	H: 4-9	A: 5-5	N: 0-1
4/3/97	W, 4-2	H	West Lafayette
4/3/97	W, 3-0	H	West Lafayette
4/8/98	W, 2-0	A	South Bend, Ind.
4/8/98	W, 4-0	A	South Bend, Ind.
3/23/99	W, 6-3	H	West Lafayette
3/23/99	L, 2-10	H	West Lafayette
3/23/00	L, 0-8	A	South Bend, Ind.
3/23/00	W, 2-1	A	South Bend, Ind.
3/26/00	L, 0-4	H	West Lafayette
4/3/01	L, 2-1	H	West Lafayette
4/3/01	L, 2-4 (8)	H	West Lafayette
4/11/02	L, 2-4	A	South Bend, Ind.
4/1/03	L, 3-7	H	West Lafayette
4/1/03	L, 1-7	H	West Lafayette
4/6/04	L, 2-4	A	South Bend, Ind.
4/6/04	W, 4-3 (8)	A	South Bend, Ind.
5/10/05	L, 1-4	H	West Lafayette
4/26/06	L, 1-9	A	South Bend, Ind.
4/26/06	W, 7-4	A	South Bend, Ind.
4/22/08	W, 1-0	H	West Lafayette
4/22/08	L, 1-3	H	West Lafayette
3/14/10	L, 0-3	N	Lakewood, Calif.
3/31/11	L, 5-7	A	South Bend, Ind.
4/5/12	L, 6-8	H	West Lafayette



SERIES RECORDS

OAKLAND (1-0)

H: 1-0	A: 0-0	N: 0-0
3/24/02	W, 9-1	H West Lafayette

OHIO (3-1)

H: 2-1	A: 0-0	N: 1-0
3/22/97	W, 9-7	H West Lafayette
4/28/01	L, 1-6	H West Lafayette
4/28/01	W, 1-0	H West Lafayette
3/17/06	W, 4-1	N Tampa, Fla.

OHIO STATE (17-20)

H: 5-6	A: 11-14	N: 1-0
4/15/95	L, 3-6	A Columbus, Ohio
4/15/95	L, 4-6	A Columbus, Ohio
4/16/95	L, 0-1	A Columbus, Ohio
4/16/95	W, 7-3	A Columbus, Ohio
4/2/96	L, 4-7	H West Lafayette
4/2/96	W, 2-1	H West Lafayette
4/29/97	L, 0-1	A Columbus, Ohio
4/29/97	W, 5-3	A Columbus, Ohio
4/28/98	L, 0-3	A Columbus, Ohio
4/28/98	L, 2-5	A Columbus, Ohio
4/14/99	W, 7-0	A Columbus, Ohio
4/14/99	W, 16-2	A Columbus, Ohio
4/7/00	W, 5-4	A Columbus, Ohio
2/9/01	W, 1-0	N Auburn, Ala.
4/14/01	L, 0-2	H West Lafayette
4/15/01	L, 1-2	H West Lafayette
4/19/02	L, 1-7	A Columbus, Ohio
4/20/02	L, 5-6	A Columbus, Ohio
4/30/04	L, 4-6	H West Lafayette
5/1/05	L, 1-6	A Columbus, Ohio
5/1/05	W, 8-0	A Columbus, Ohio
4/2/06	L, 0-3	H West Lafayette
4/2/06	W, 4-1	H West Lafayette
4/27/07	L, 5-7	A Columbus, Ohio
4/28/07	L, 0-8	A Columbus, Ohio
5/11/07	L, 1-10	A Columbus, Ohio
4/13/08	L, 4-7	H West Lafayette
4/13/08	W, 3-1	H West Lafayette
4/22/09	W, 3-2	A Columbus, Ohio
4/22/09	L, 1-4	A Columbus, Ohio
4/16/11	W, 7-0	A Columbus, Ohio
4/17/11	W, 10-8	A Columbus, Ohio
4/15/12	W, 2-1	H West Lafayette
4/15/12	W, 8-3	H West Lafayette
3/29/13	W, 4-2	A Columbus, Ohio
3/30/13	W, 8-7 (9)	A Columbus, Ohio
3/31/13	L, 5-3 (10)	A Columbus, Ohio

OKLAHOMA (0-1)

H: 0-0	A: 0-0	N: 0-1
2/11/00	L, 1-6	N Arlington, Texas

OKLAHOMA CITY (1-0)

H: 0-0	A: 0-0	N: 1-0
3/8/97	W, 3-2	N Lubbock, Texas

OKLAHOMA STATE (3-1)

H: 0-0	A: 0-0	N: 3-1
3/9/02	W, 1-0	N Plant City, Fla.
3/9/03	L, 0-2 (8)	N Plant City, Fla.
3/11/05	W, 4-1	N Clearwater, Fla.
3/16/08	W, 2-1 (8)	N Clearwater, Fla.

OREGON (1-6)

H: 0-0	A: 0-0	N: 1-6
2/18/95	L, 9-10	N Phoenix, Ariz.
2/14/97	L, 2-7	N Phoenix, Ariz.
2/14/98	W, 6-3	N Phoenix, Ariz.
2/28/98	L, 6-10	N Las Cruces, N.M.
3/10/01	L, 1-2	N San Jose Calif.
3/3/12	L, 1-8	N Kissimmee, Fla.
3/10/12	L, 1-9	N Fresno, Calif.

OREGON STATE (0-2)

H: 0-0	A: 0-0	N: 0-2
3/1/03	L, 4-5	N Fullerton, Calif.
3/4/06	L, 1-9	N Fullerton, Calif.

PACIFIC (4-2)

H: 0-0	A: 0-0	N: 4-2
3/15/96	W, 3-2	N Sunnyvale, Calif.
3/16/96	L, 1-10	N Sunnyvale, Calif.
2/28/03	W, 2-0	N Fullerton, Calif.
3/7/03	W, 6-2	N Plant City, Fla.
3/1/08	L, 2-3	N Fullerton, Calif.
2/8/09	W, 8-1	N Los Angeles, Calif.

PENN STATE (21-23-1)

H: 11-4	A: 9-18-1	N: 1-1
4/22/95	L, 1-3	A University Park, Pa.
4/22/95	L, 7-9	A University Park, Pa.
4/23/95	L, 2-7	A University Park, Pa.
4/23/95	W, 7-3	A University Park, Pa.
3/30/96	W, 7-2	H West Lafayette
3/30/96	W 5-4	H West Lafayette
4/5/97	W, 8-4	A University Park, Pa.
4/5/97	W, 4-2	A University Park, Pa.
4/6/97	L, 1-3	A University Park, Pa.
4/25/98	L, 2-4	A University Park, Pa.
4/26/98	L, 2-4	A University Park, Pa.
4/26/98	L, 1-3	A University Park, Pa.
4/24/99	L, 1-2	A University Park, Pa.
4/24/99	L, 3-8	A University Park, Pa.
4/25/99	L, 2-8	A University Park, Pa.
4/9/00	L, 0-2	A University Park, Pa.
5/11/00	L, 3-4	N Iowa City, Iowa
4/13/01	W, 5-4 (10)	H West Lafayette
4/13/01	L, 0-8	H West Lafayette
3/9/02	W, 1-0	N Plant City, Fla.
4/21/02	L, 7-8	A University Park, Pa.
4/21/02	L, 1-2	A University Park, Pa.
3/28/03	W, 5-1	A University Park, Pa.
3/29/03	L, 5-6	A University Park, Pa.
5/02/04	W, 6-1	H West Lafayette
5/02/04	L, 1-2	H West Lafayette
4/29/05	L, 0-6	A University Park, Pa.
4/30/05	L, 1-7	A University Park, Pa.
3/31/06	L, 0-8	H West Lafayette

4/1/06	W, 3-1	H West Lafayette
4/29/07	W, 1-0	A University Park, Pa.
4/29/07	W, 2-1	A University Park, Pa.
3/28/08	W, 5-4	H West Lafayette
3/29/08	W, 4-1	H West Lafayette
4/25/09	W, 2-0	A University Park, Pa.
4/26/09	W, 3-2	A University Park, Pa.
4/3/10	W, 5-0	H West Lafayette
4/4/10	L, 1-2 (8)	H West Lafayette
4/30/11	L, 5-8	A University Park, Pa.
5/1/11	T, 0-0 (8)	A University Park, Pa.
3/31/12	W, 2-1	H West Lafayette
3/31/12	W, 7-0	H West Lafayette
4/1/12	W, 5-0	H West Lafayette
4/17/13	L, 8-4	A University Park, Pa.
4/17/13	W, 12-3	A University Park, Pa.

PITTSBURGH (4-0)

H: 0-0	A: 0-0	N: 4-0
3/7/03	W, 9-0	N Plant City, Fla.
3/19/04	W, 8-5 (10)	N Sacramento, Calif.
2/10/06	W, 5-0	N Boca Raton, Fla.
3/16/07	W, 8-0	N Sacramento, Calif.

PORTLAND STATE (0-3)

H: 0-0	A: 0-0	N: 0-2
3/1/03	L, 1-5	N Fullerton, Calif.
2/18/06	L, 1-4	N Las Vegas, Nev.
2/13/10	L, 2-3	N Tempe, Ariz.

RADFORD (2-0)

H: 0-0	A: 0-0	N: 2-0
2/20/00	W, 3-0	N Raleigh, N.C.
2/16/01	W, 4-0	N Raleigh, N.C.

RUTGERS (1-1)

H: 0-0	A: 0-0	N: 1-1
3/14/09	L, 7-9	N Boca Raton, Fla.
3/11/11	W, 6-5	N Boca Raton, Fla.

SACRAMENTO STATE (0-2)

H: 0-0	A: 0-1	N: 0-1
3/9/01	L, 4-5	N Sunnyvale, Calif.
3/19/04	L, 0-2	A Sacramento, Calif.

SAINT LOUIS (3-0)

H: 0-0	A: 0-0	N: 3-0
4/10/94	W, 9-0	N Chicago, Ill.
3/5/05	W, 6-3	N Atlanta, Ga.
2/26/10	W, 12-11	N Louisville, Ky.

SAINT MARY'S (CALIF.) (7-1)

H: 0-0	A: 5-1	N: 2-0
3/13/97	W, 3-0	A Moraga, Calif.
3/13/97	W, 9-6	A Moraga, Calif.
3/15/97	W, 2-1	N Sunnyvale, Calif.
3/16/99	L, 1-3	A Moraga, Calif.
3/16/99	W, 6-2	A Moraga, Calif.
3/17/04	W, 6-0	A Moraga, Calif.
3/20/04	W, 8-0	N Sacramento, Calif.
3/15/07	W, 10-3	A Moraga, Calif.

SERIES RECORDS



SAM HOUSTON STATE (0-2)

	H: 0-0	A: 0-2	N: 0-0
3/12/13	L, 5-2	A	Huntsville, Texas
3/12/13	L, 3-2	A	Huntsville, Texas

SAMFORD (1-0)

	H: 0-0	A: 0-0	N: 1-0
2/22/04	W, 5-0	N	Chattanooga, Tenn.

SAN DIEGO (1-0)

	H: 0-0	A: 0-0	N: 1-0
3/13/10	W, 6-5	N	Lakewood, Calif.

SAN DIEGO STATE (3-1)

	H: 0-0	A: 1-0	N: 2-1
2/25/00	W, 4-3	N	Santa Barbara, Calif.
2/12/10	L, 6-7	N	Tempe, Ariz.
3/11/12	W, 2-1	N	Fresno, Calif.
3/16/12	W, 6-5	A	San Diego, Calif.

SAN JOSE STATE (2-2)

	H: 0-0	A: 0-0	N: 2-2
3/16/96	L, 2-4	N	Sunnyvale, Calif.
3/14/97	L, 1-5	N	Sunnyvale, Calif.
3/13/99	W, 2-1	N	Sunnyvale, Calif.
3/2/07	W, 5-2 (10)	N	Woodstock, Ga.

SANTA CLARA (3-0)

	H: 0-0	A: 0-0	N: 3-0
3/12/99	W, 2-1	N	Sunnyvale, Calif.
3/9/01	W, 7-5	N	San Jose, Calif.
3/17/07	W, 10-0	N	Sacramento, Calif.

SETON HALL (1-0)

	H: 0-0	A: 0-0	N: 1-0
3/16/00	W, 3-0	N	Clearwater, Fla.

SOUTH ALABAMA (1-1)

	H: 0-0	A: 0-0	N: 1-1
2/9/08	W, 7-6 (8)	N	Tuscaloosa, Ala.
3/3/12	L, 4-7	N	Kissimmee, Fla.

SOUTH CAROLINA (0-2)

	H: 0-0	A: 0-0	N: 0-2
3/9/00	L, 1-2	N	Tampa, Fla.
2/10/06	L, 0-2	N	Boca Raton, Fla.

SOUTH FLORIDA (3-2)

	H: 0-0	A: 0-0	N: 3-2
3/17/00	W, 4-3 (9)	N	Clearwater, Fla.
3/8/02	W, 9-6	N	Plant City, Fla.
3/5/04	L, 0-8	N	Clearwater, Fla.
3/17/06	W, 5-0	N	Tampa, Fla.
3/14/08	L, 1-2	N	Clearwater, Fla.

SOUTHEASTERN LOUISIANA (1-1)

	H: 0-0	A: 0-0	N: 1-1
2/22/13	L, 3-1	N	College Station, Texas
2/23/13	W, 6-0	N	College Station, Texas

SOUTHERN ILLINOIS (3-2)

	H: 2-0	A: 1-0	N: 0-2
4/20/95	W, 4-0	H	West Lafayette
4/20/95	W, 7-4	H	West Lafayette
3/16/00	L, 3-7	N	Clearwater, Fla.
2/7/03	L, 0-3	N	St. Augustine, Fla.
3/6/11	W, 11-1	A	Carbondale, Ill.

SOUTHERN UTAH (3-0)

	H: 0-0	A: 0-0	N: 3-0
2/27/98	W, 6-2	N	Las Cruces, N.M.
2/28/98	W, 4-3	N	Las Cruces, N.M.
2/16/13	W, 8-0 (5)	N	Tucson, Ariz.

SOUTHWEST MISSOURI STATE (2-2)

	H: 1-0	A: 0-0	N: 1-2
4/1/94	L, 0-5	N	Charleston, Ill.
4/2/94	L, 1-5	N	Charleston, Ill.
3/4/95	W, 5-1	N	College Station, Texas
3/28/01	W, 6-5	H	West Lafayette

STANFORD (0-3)

	H: 0-0	A: 0-0	N: 0-3
3/3/06	L, 0-4	N	Fullerton, Calif.
2/24/07	L, 0-1	N	Miami, Fla.
3/1/08	L, 0-6	N	Fullerton, Calif.

SYRACUSE (4-0)

	H: 0-0	A: 0-0	N: 4-0
2/10/01	W, 2-1	N	Auburn, Ala.
2/23/07	W, 5-1	N	Miami, Fla.
2/17/08	W, 10-0	N	Waco, Texas
2/24/08	W, 6-2	N	Greenville, N.C.

TEMPLE (6-1)

	H: 0-0	A: 0-0	N: 6-1
3/5/99	W, 6-0	N	Tampa, Fla.
2/19/00	W, 1-0	N	Raleigh, N.C.
3/15/02	W, 5-4	N	Orlando, Fla.
3/15/02	W, 3-0	N	Orlando, Fla.
3/8/03	W, 6-4	N	Plant City, Fla.
2/13/04	W, 7-1	N	Raleigh, N.C.
3/3/12	L, 1-5	N	Kissimmee, Fla.

TENNESSEE (1-2)

	H: 0-0	A: 1-1	N: 0-1
3/7/96	L, 7-10	A	Knoxville, Tenn.
3/10/96	W, 5-4	A	Knoxville, Tenn.
2/18/06	L, 3-12	N	Las Vegas, Nev.

TENNESSEE-CHATTANOOGA (4-3)

	H: 0-0	A: 2-1	N: 2-2
2/22/97	W, 3-0	N	Gainesville, Fla.
3/5/99	L, 1-6	N	Tampa, Fla.
3/7/02	L, 1-3	N	Plant City, Fla.
2/20/04	W, 8-2	A	Chattanooga, Tenn.
2/26/05	L, 2-4	A	Chattanooga, Tenn.
3/7/08	W, 3-0	N	Clearwater, Fla.
2/25/12	W, 6-0	A	Chattanooga, Tenn.

TENNESSEE-MARTIN (2-0)

	H: 0-0	A: 0-0	N: 2-0
5/16/09	W, 6-2	N	Louisville, Ky.
2/24/12	W, 12-5	N	Chattanooga, Tenn.

TENNESSEE STATE (4-0)

	H: 0-0	A: 2-0	N: 2-0
3/17/03	W, 12-0	A	Nashville, Tenn.
3/17/03	W, 10-1	A	Nashville, Tenn.
3/21/04	W, 3-0	N	Sacramento, Calif.
2/26/11	W, 8-0	N	Kennesaw, Ga.

TENNESSEE TECH (3-1)

	H: 0-0	A: 0-0	N: 3-1
3/10/98	W, 8-0	N	Orlando, Fla.
3/18/00	W, 5-0	N	Clearwater, Fla.
2/27/05	W, 2-0	N	Chattanooga, Tenn.
3/10/06	L, 0-1	N	Clearwater, Fla.

TEXAS (2-1)

	H: 0-0	A: 0-0	N: 2-1
3/4/99	W, 6-5	N	Tampa, Fla.
2/16/02	W, 1-0	N	San Antonio, Texas
2/19/10	L, 5-6	N	Houston, Texas

TEXAS A&M (1-2)

	H: 0-0	A: 0-2	N: 1-0
3/14/09	W, 3-1	N	Boca Raton, Fla.
2/22/13	L, 5-1	A	College Station, Texas
2/23/13	L, 6-1	A	College Station, Texas

TEXAS A&M-CORPUS CHRISTI (4-1)

	H: 0-0	A: 1-0	N: 3-1
3/3/01	W, 4-0	A	Corpus Christi, Texas
3/3/02	L, 0-9	N	Los Angeles, Calif.
3/3/02	W, 7-4	N	Los Angeles, Calif.
3/1/13	W, 3-0	N	San Marcos, Texas
3/2/13	W, 7-0	N	San Marcos, Texas

TEXAS-ARLINGTON (0-0-1)

	H: 0-0	A: 0-0	N: 0-0-1
3/4/01	T, 0-0 (8)	N	Corpus Christi, Texas

TEXAS-SAN ANTONIO (2-1)

	H: 0-0	A: 1-0	N: 1-1
2/17/02	W, 5-3	A	San Antonio, Texas
2/20/10	W, 3-2	N	Houston, Texas
2/24/13	L, 2-1	N	College Station, Texas

TEXAS STATE (5-3)

	H: 0-0	A: 5-1	N: 0-2
3/8/95	W, 1-0	A	San Marcos, Texas
3/8/95	L, 2-6	A	San Marcos, Texas
2/16/02	L, 2-5	N	San Antonio, Texas
2/25/07	L, 1-2 (8)	N	Miami, Fla.
2/19/11	W, 1-0	A	San Marcos, Texas
2/20/11	W, 9-0	A	San Marcos, Texas
3/1/13	W, 4-3 (8)	A	San Marcos, Texas
3/3/13	W, 7-2	A	San Marcos, Texas



SERIES RECORDS

TEXAS TECH (3-0)

	H: 0-0	A: 2-0	N: 1-0
3/8/97	W, 4-2	A	Lubbock, Texas
3/9/97	W, 7-1	A	Lubbock, Texas
2/15/03	W, 7-5	N	Las Vegas, Nev.

TOLEDO (5-0)

	H: 1-0	A: 0-0	N: 4-0
3/26/00	W, 7-2	H	West Lafayette
3/9/07	W, 4-0	N	Fresno, Calif.
3/24/07	W, 4-1	N	Oxford, Ohio
3/25/07	W, 9-0	N	Oxford, Ohio
3/26/11	W, 1-0	N	Oxford, Ohio

TROY (1-0)

	H: 0-0	A: 0-0	N: 1-0
2/26/12	W, 10-4	N	Chattanooga, Tenn.

TULSA (1-1)

	H: 0-0	A: 0-0	N: 1-1
2/9/13	L, 4-1	N	Baton Rouge, La.
2/10/13	W, 5-0	N	Baton Rouge, La.

UC DAVIS (2-1)

	H: 0-0	A: 1-1	N: 1-0
3/14/07	W, 5-0	A	Davis, Calif.
3/14/07	L, 1-3	A	Davis, Calif.
2/29/08	W, 9-0	N	Fullerton, Calif.

UCLA (1-2)

	H: 0-0	A: 1-2	N: 0-0
3/2/02	L, 2-4	A	Los Angeles, Calif.
3/2/02	L, 0-3	A	Los Angeles, Calif.
2/7/09	W, 2-1	A	Los Angeles, Calif.

UC RIVERSIDE (1-0)

	H: 0-0	A: 0-0	N: 1-0
2/16/03	W, 10-1	N	Las Vegas, Nev.

UC SANTA BARBARA (2-0)

	H: 0-0	A: 1-0	N: 1-0
2/25/00	W, 3-1	A	Santa Barbara, Calif.
3/5/06	W, 5-3 (8)	N	Fullerton, Calif.

UMKC (2-0)

	H: 0-0	A: 0-0	N: 2-0
4/9/94	W, 4-2	N	Chicago, Ill.
2/11/05	W, 8-0	N	Las Cruces, N.M.

UNC-GREENSBORO (1-1)

	H: 0-0	A: 0-0	N: 1-1
3/5/94	L, 4-6	N	Greenville, N.C.
2/17/01	W, 3-0	N	Raleigh, N.C.

UNC-WILMINGTON (1-0)

	H: 0-0	A: 0-0	N: 1-0
3/6/94	W, 5-1	N	Greensboro, N.C.

UNLV (2-3)

	H: 0-0	A: 0-0	N: 2-3
2/17/96	W, 7-3	N	Phoenix, Ariz.
2/14/03	W, 10-1	N	Las Vegas, Nev.
3/12/10	L, 3-7	N	Lakewood, Calif.
3/18/10	L, 9-4	N	Fullerton, Calif.
3/16/12	L, 2-6	N	San Diego, Calif.

UTAH (0-3)

	H: 0-0	A: 0-0	N: 0-3
2/18/95	L, 0-8	N	Phoenix, Ariz.
2/15/97	L, 2-5	N	Phoenix, Ariz.
3/18/10	L, 2-4	N	Fullerton, Calif.

UTAH STATE (2-3)

	H: 0-0	A: 0-0	N: 2-3
2/17/95	L, 3-7	N	Phoenix, Ariz.
2/16/97	L, 2-4	N	Phoenix, Ariz.
2/14/98	L, 4-5	N	Phoenix, Ariz.
3/20/04	W, 4-0	N	Sacramento, Calif.
2/15/13	W, 2-1	N	Tucson, Ariz.

UTAH VALLEY STATE (1-0)

	H: 0-0	A: 0-0	N: 1-0
2/12/05	W, 4-1	N	Las Cruces, N.M.

VALPARAISO (23-5-2)

	H: 11-3	A: 10-2-2	N: 2-0
3/29/94	W, 3-2	H	West Lafayette
3/29/94	W, 3-2	H	West Lafayette
4/27/94	W, 4-0	A	Valparaiso, Ind.
4/27/94	W, 6-0	A	Valparaiso, Ind.
4/5/95	W, 3-1	A	Valparaiso, Ind.
4/5/95	W, 3-0	A	Valparaiso, Ind.
4/11/96	W, 4-0	H	West Lafayette
4/11/96	W, 11-2	H	West Lafayette
4/18/00	W, 2-0	A	Valparaiso, Ind.
4/18/00	W, 6-2	A	Valparaiso, Ind.
3/21/01	W, 3-0	H	West Lafayette
3/21/01	W, 2-0	H	West Lafayette
3/13/02	W, 7-0	N	Orlando, Fla.
3/13/02	W, 13-1	N	Orlando, Fla.
3/24/04	L, 0-2	H	West Lafayette
3/24/04	W, 8-0	H	West Lafayette
4/19/05	W, 6-3	A	Valparaiso, Ind.
4/19/05	T, 4-4 (9)	A	Valparaiso, Ind.
4/13/06	L, 0-2	H	West Lafayette
4/18/07	L, 11-12	A	Valparaiso, Ind.
4/15/08	W, 3-0	H	West Lafayette
4/15/08	L, 1-4	H	West Lafayette
4/16/09	W, 7-1	A	Valparaiso, Ind.
4/16/09	L, 2-3	A	Valparaiso, Ind.
4/15/10	W, 5-3	H	West Lafayette
4/16/10	W, 9-0	H	West Lafayette
4/7/11	W, 8-2	A	Valparaiso, Ind.
4/7/11	T, 4-4 (5)	A	Valparaiso, Ind.
3/29/12	W, 4-3	A	Valparaiso, Ind.
4/24/13	W, 4-2	H	West Lafayette

VILLANOVA (4-0)

	H: 0-0	A: 0-0	N: 4-0
2/20/04	W, 4-1	N	Chattanooga, Tenn.
3/10/05	W, 3-2	N	Clearwater, Fla.
3/10/06	W, 13-4	N	Clearwater, Fla.
3/8/08	W, 11-3	N	Clearwater, Fla.

VIRGINIA (1-0)

	H: 0-0	A: 0-0	N: 1-0
4/12/04	W, 8-0	N	Sunnyvale, Calif.

VIRGINIA TECH (1-0)

	H: 0-0	A: 0-0	N: 1-0
3/7/02	W, 7-6	N	Plant City, Fla.

WASHINGTON (0-3)

	H: 0-0	A: 0-0	N: 0-3
2/17/96	L, 4-9	N	Phoenix, Ariz.
3/2/03	L, 0-11	N	Fullerton, Calif.
3/21/10	L, 4-12	N	Fullerton, Calif.

WESTERN ILLINOIS (3-0)

	H: 0-0	A: 0-0	N: 3-0
3/3/96	W, 2-1	N	Carbondale, Ill.
3/18/05	W, 2-1	N	Raleigh, N.C.
2/25/06	W, 11-3 (8)	N	Pekin, Ill.

WESTERN KENTUCKY (4-1)

	H: 0-0	A: 2-0	N: 2-1
3/16/01	W, 6-3	N	Sacramento, Calif.
3/19/03	W, 9-0	A	Bowling Green, Ky.
3/19/03	W, 5-0 (8)	A	Bowling Green, Ky.
2/21/04	L, 5-6	N	Chattanooga, Tenn.
3/20/05	W, 3-2	N	Raleigh, N.C.

WESTERN MICHIGAN (4-3)

	H: 3-1	A: 0-0	N: 1-2
3/27/94	L, 1-3	N	Bloomington, Ind.
3/21/98	W, 6-3	H	West Lafayette
3/22/98	W, 5-0	H	West Lafayette
4/25/01	W, 1-0	H	West Lafayette
4/25/01	L, 1-2	H	West Lafayette
3/8/03	W, 4-1	N	Plant City, Fla.
3/12/05	L, 0-2	N	Clearwater, Fla.

WICHITA STATE (2-0)

	H: 0-0	A: 0-0	N: 2-0
2/27/98	W, 6-0	N	Las Cruces, N.M.
2/15/02	W, 7-4	N	San Antonio, Texas

WINTHROP (1-2)

	H: 0-0	A: 0-0	N: 1-2
3/5/05	L, 3-5	N	Atlanta, Ga.
3/3/07	L, 4-8	N	Woodstock, Ga.
2/22/09	W, 2-0	N	Auburn, Ala.

SERIES RECORDS



WISCONSIN (25-15)

H: 15-8 A: 9-7 N: 1-0

4/6/96	W, 2-0	A	Madison, Wis.
4/6/96	W, 5-2	A	Madison, Wis.
4/7/96	W, 5-2	A	Madison, Wis.
4/12/97	W, 3-2	H	West Lafayette
4/12/97	W, 8-5	H	West Lafayette
4/13/97	W, 2-1	H	West Lafayette
4/18/98	W, 2-1	A	Madison, Wis.
4/18/98	L, 0-7	A	Madison, Wis.
4/19/98	W, 3-2	A	Madison, Wis.
4/17/99	L, 2-6	H	West Lafayette
4/17/99	L, 3-5	H	West Lafayette
4/18/99	W, 8-1	H	West Lafayette
4/28/00	L, 0-1 (9)	A	Madison, Wis.
4/28/00	L, 4-5	A	Madison, Wis.
3/31/01	L, 1-3 (9)	H	West Lafayette
4/1/01	W, 1-0	H	West Lafayette
3/29/02	L, 4-6	A	Madison, Wis.
3/30/02	L, 1-6	A	Madison, Wis.
4/5/03	W, 2-0	H	West Lafayette
4/5/03	W, 8-1	H	West Lafayette
3/13/04	W, 1-0	N	Sunnyvale, Calif.
4/18/04	L, 2-4	A	Madison, Wis.
4/18/04	W, 3-2	A	Madison, Wis.
4/22/05	L, 3-8 (9)	H	West Lafayette
4/23/05	W, 10-4	H	West Lafayette
4/23/06	L, 2-6	H	West Lafayette
4/23/06	W, 4-3	H	West Lafayette
4/15/07	W, 4-3	H	West Lafayette
4/15/07	L, 5-6	H	West Lafayette
4/4/08	W, 5-2	A	Madison, Wis.
4/5/08	W, 4-3	A	Madison, Wis.
3/21/09	W, 5-0	H	West Lafayette
3/22/09	W, 6-0	H	West Lafayette
4/17/10	L, 0-3	A	Madison, Wis.
4/18/10	W, 5-1	A	Madison, Wis.
5/7/11	L, 1-4	H	West Lafayette
5/8/11	W, 4-3 (9)	H	West Lafayette
4/28/12	W, 7-2	H	West Lafayette
4/28/12	L, 1-7	H	West Lafayette
4/29/12	W, 6-5	H	West Lafayette

WRIGHT STATE (5-1)

H: 1-0 A: 0-0 N: 4-1

3/9/96	W, 1-0	N	Knoxville, Tenn.
3/22/97	W, 5-4	H	West Lafayette
2/20/00	W, 6-2	N	Raleigh, N.C.
2/19/06	W, 14-5	N	Las Vegas, Nev.
3/2/07	L, 2-3	N	Woodstock, Ga.
3/5/11	W, 9-1	N	Carbondale, Ill.

YOUNGSTOWN STATE (1-0)

H: 0-0 A: 0-0 N: 1-0

3/23/07	W, 1-0	N	Oxford, Ohio
---------	--------	---	--------------

STREAKS AND STRINGS

A Look into the Boilermaker Records

Oldest series: vs. Canisius College

Began: March 5, 1994

Last Played: March 17, 2000

Most played series: 48 games vs. Iowa,

April 1, 1995 to May 5, 2013

Most wins vs. a single opponent: 28,
vs. Michigan State

Longest current win streak: 8 vs. IPFW,
April 19, 1994 to March 27, 2004

Longest win streak in a season: 12 games,
from March 15 to March 28, 2003

Longest Big Ten win streak: 6 games,
from April 29, 2007 to March 29, 2008
from March 24 to April 1, 2012

Most Extra-Inning Games vs opponent: 5,
vs. Iowa (9, 8, 9, 9, and 8)



YEAR-BY-YEAR RESULTS

1994 – Inaugural Season

21-17-1 (.551 overall)

Carol Bruggeman, head coach

Date	Opponent	Score
3/5*	vs. Canisius College	L, 2-10
3/5*	vs. UNC-Greensboro	L, 4-6
3/6*	vs. UNC-Wilmington	W, 5-1
3/6*	at East Carolina	W, 7-4
3/7	at East Carolina	L, 3-6
3/7	at East Carolina	W, 5-2
3/11	at Coastal Carolina	L, 0-7
3/11	at Coastal Carolina	L, 0-2
3/12	at Coker College	W, 4-3 (8)
3/12	at Coker College	L, 7-8 (9)
3/25#	vs. Indiana State	L, 3-4
3/26#	vs. Northern Illinois	W, 8-1
3/26#	at Indiana	L, 0-4
3/27#	vs. Western Michigan	L, 1-3
3/29	Valparaiso	W, 3-2
3/29	Valparaiso	W, 3-2
4/1\$	vs. Evansville	W, 3-1
4/1\$	vs. Southwest Missouri State	L, 0-5
4/2\$	at Eastern Illinois	W, 7-3
4/2\$	vs. Southwest Missouri State	L, 1-5
4/5	Indiana	L, 9-11
4/9%	vs. Dayton	W, 3-1
4/9%	vs. UMKC	W, 4-2
4/10%	vs. Saint Louis	W, 9-0
4/10%	at DePaul	L, 3-6
4/12	at Butler	L, 0-1
4/12	at Butler	T, 4-4 (10)
4/19	IPFW\$	W, 9-0
4/19	IPFW	W, 2-0
4/21	at Indianapolis	W, 3-0
4/21	at Indianapolis	W, 11-4
4/23	Indiana State	W, 2-1
4/23	Indiana State	L, 3-4
4/25	at Northeastern Illinois	W, 6-0
4/25	at Northeastern Illinois	W, 4-0
4/27	at Valparaiso	W, 4-0
4/27	at Valparaiso	W, 6-0
4/29&	vs. Butler	L, 4-5 (8)
4/29&	vs. Bradley	L, 2-3

*-Hampton Inn-Lady Pirate Invite (Greenville, N.C.)
 #-Indiana Spring Invitational (Bloomington, Ind.)
 \$-Jerry's Pizza Spring Classic (Charleston, Ill.)
 %-Home Run Inn Classic (Chicago, Ill.)
 \$-First No-Hitter in Purdue History
 &-Huskie Spring Invitational (DeKalb, Ill.)

1995 – Inaugural Big Ten Season

23-31 (8-20 Big Ten, 9th) (.426 overall)

Carol Bruggeman, head coach

Date	Opponent	Score
2/16!	vs. Arizona State	L, 7-10
2/17!	vs. Utah State	L, 3-7
2/17!	vs. Massachusetts	W, 3-1
2/18!	vs. Utah	L, 0-8
2/18!	vs. Oregon	L, 9-10

2/19!	vs. Eastern Michigan	L, 7-9
2/25#	vs. Indiana State	W, 5-0
2/25#	at Missouri	L, 0-10
2/26#	vs. Northern Iowa	W, 2-1
2/26#	at Missouri	L, 1-2
3/3\$	vs. McNeese State	L, 4-5
3/4\$	vs. Southwest Missouri State	W, 5-1
3/8	at Southwest Texas	W, 1-0
3/8	at Southwest Texas	L, 2-6
3/21	at Ball State	W, 6-1
3/21	at Ball State	L, 0-5
3/22	Miami (Ohio)	W, 3-2
3/22	Miami (Ohio)	W, 3-1
3/25	#5 Michigan	L, 2-9
3/25	#5 Michigan	L, 0-12
3/26	#5 Michigan	L, 5-10
3/26	#5 Michigan	L, 3-4
3/29	at Evansville	L, 3-4
3/29	at Evansville	W, 3-0
4/1	Iowa	L, 3-4
4/1	Iowa	L, 1-6
4/2	Iowa	W, 6-2
4/2	Iowa	L, 2-3
4/5	at Valparaiso	W, 3-1
4/5	at Valparaiso	W, 3-0
4/12	Michigan State	W, 4-1
4/12	Michigan State	L, 2-3
4/15	at Ohio State	L, 3-6
4/15	at Ohio State	L, 4-6
4/16	at Ohio State	L, 0-1
4/16	at Ohio State	W, 7-3
4/19	at Indiana State	W, 2-0
4/19	at Indiana State	W, 3-1
4/20	Southern Illinois	W, 4-0
4/20	Southern Illinois	W, 7-4
4/22	at Penn State	L, 1-3
4/22	at Penn State	L, 7-9
4/23	at Penn State	L, 2-7
4/23	at Penn State	W, 7-3
4/26	at Indiana	L, 0-2
4/26	at Indiana	W, 2-1
4/29	Minnesota	L, 1-2
4/29	Minnesota	L, 1-7
4/30	Minnesota	W, 3-2
4/30	Minnesota	L, 4-5
5/6	at Northwestern	W, 2-1
5/6	at Northwestern	W, 3-2
5/7	at Northwestern	L, 4-8
5/7	at Northwestern	L, 1-5

!-Arizona State-Coca-Cola Classic (Phoenix, Ariz.)
 #-Missouri Round Robin (Columbia, Mo.)
 \$-Aggie Invitational (College Station, Texas)

1996

36-21 (12-11 Big Ten, 6th) (.655 overall)

Carol Bruggeman, head coach

Date	Opponent	Score
2/16!	vs. McNeese State	L, 4-1
2/16!	vs. Illinois State	L, 3-11
2/17!	vs. UNLV	W, 7-3

2/17!	vs. New Mexico State	W, 8-7
2/17!	vs. Washington	L, 4-9
2/18!	vs. Arizona State	W, 3-2
3/3\$	vs. Northern Illinois	W, 4-3
3/3\$	vs. Western Illinois	W, 2-1
3/4\$	vs. Eastern Illinois	W, 2-1
3/4\$	vs. Eastern Illinois	L, 2-5
3/7#	at Tennessee	L, 7-10
3/9#	vs. Wright State	W, 1-0
3/9#	vs. Eastern Kentucky	W, 9-0
3/10#	vs. Akron	L, 2-3
3/10#	at Tennessee	W, 5-4
3/15%	vs. #11 Nebraska	W, 4-2
3/15%	vs. #21 Pacific	W, 3-2
3/15%	vs. Northern Illinois	L, 3-9
3/16%	vs. San Jose State	L, 2-4
3/16%	vs. #21 Pacific	L, 1-10
3/23^	Eastern Michigan	W, 4-3
3/23^	Butler	W, 10-0
3/24^	Northern Illinois	W, 4-1
3/24^	Northern Illinois	W, 2-1
3/30	Penn State	W, 7-2
3/30	Penn State	W, 5-4
4/2	Ohio State	L, 4-7
4/2	Ohio State	W, 2-1
4/6	at Wisconsin	W, 2-0
4/6	at Wisconsin	W, 5-2
4/7	at Wisconsin	W, 5-2
4/9	#22 Indiana	L, 0-1
4/9	#22 Indiana	L, 1-10
4/11	Valparaiso	W, 4-0
4/11	Valparaiso	W, 11-2
4/13	Michigan State	L, 1-3
4/13	Michigan State	L, 0-3
4/14	Michigan State	L, 1-2
4/17	at #8 Michigan	L, 0-3
4/17	at #8 Michigan	L, 1-6
4/18	Loyola (Chicago)	L, 1-3
4/18	Loyola (Chicago)	W, 1-0
4/20	at #13 Minnesota	W, 4-1
4/20	at #13 Minnesota	L, 1-11
4/21	at #13 Minnesota	W, 2-0
4/24	Indiana State	W, 9-1
4/24	Indiana State	W, 1-0
4/25	at Miami (Ohio)	W, 4-2
4/25	at Miami (Ohio)	W, 3-2
4/27	Northwestern	W, 2-1
4/27	Northwestern	W, 5-1
4/28	Northwestern	W, 6-1
5/4	at #13 Iowa	W, 3-1
5/4	at #13 Iowa	L, 1-3
5/5	at #13 Iowa	L, 0-7
5/7	Ball State	W, 5-0
5/7	Ball State	W, 3-2

!-Coca-Cola Classic (Phoenix, Ariz.)
 \$-Southern Illinois Tournament (Carbondale, Ill.)
 #-Univ. of Tennessee Tournament (Knoxville, Tenn.)
 %-N.I.S.T. (Sunnyvale, Calif.)
 ^-Boilermaker Invitational (West Lafayette, Ind.)

YEAR-BY-YEAR RESULTS



1997

41-25 (14-12 Big Ten, 4th) (.621 overall)

Carol Bruggeman, head coach

Date	Opponent	Score
2/14!	vs. Oregon	L, 2-7
2/14!	vs. #25 Arizona State	L, 4-7
2/15!	vs. Utah	L, 2-5
2/16!	vs. Utah State	L, 2-4
2/16!	vs. Massachusetts	W, 4-0
2/21@	at Florida	W, 2-1
2/21@	at Florida	L, 0-1
2/22@	vs. Tennessee-Chattanooga	W, 3-0
2/23@	vs. #12 Cal State Fullerton	L, 0-1
2/23@	vs. #12 Cal State Fullerton	L, 1-6
3/8\$	vs. Oklahoma City	W, 3-2
3/8\$	vs. New Mexico State	W, 2-1
3/8\$	at Texas Tech	W, 4-2
3/9\$	at Texas Tech	W, 7-1
3/9\$	vs. New Mexico State	L, 5-11
3/13	at St. Mary's (Calif.)	W, 3-0
3/13	at St. Mary's (Calif.)	W, 9-6
3/14#	vs. Northeastern Illinois	W, 13-4
3/14#	vs. #15 Missouri	L, 2-10
3/14#	vs. San Jose State	L, 1-5
3/15#	vs. St. Mary's (Calif.)	W, 2-1
3/15#	vs. Loyola Marymount	W, 6-5
3/16#	vs. Loyola Marymount	W, 9-0
3/20^	Northeastern Illinois	W, 3-0
3/20^	Northeastern Illinois	W, 10-8
3/22^	Wright State	W, 5-4
3/22^	Ohio	W, 9-7
3/23^	Northern Illinois	W, 2-0
3/23^	#9 Michigan	L, 2-3
3/23^	#9 Michigan	L, 2-12
3/26	at Ball State	W, 4-2
3/26	at Ball State	W, 3-1
3/29	#6 Iowa	L, 1-11
3/29	#6 Iowa	L, 3-4
3/30	#6 Iowa	L, 3-13
4/2	at Indiana State	W, 6-5
4/2	at Indiana State	W, 1-0
4/3	Notre Dame	W, 4-2
4/3	Notre Dame	W, 3-0
4/5	at Penn State	W, 8-4
4/5	at Penn State	W, 4-2
4/6	at Penn State	L, 1-3
4/8	#8 Michigan	L, 3-7
4/8	#8 Michigan	W, 3-1
4/10	at Loyola (Chicago)	W, 2-0
4/10	at Loyola (Chicago)	W, 7-5
4/12	Wisconsin	W, 3-2
4/12	Wisconsin	W, 8-5
4/13	Wisconsin	W, 2-1
4/15	at Butler	W, 6-0
4/15	at Butler	L, 0-1
4/19	at #8 Michigan State	W, 1-0
4/19	at #8 Michigan State	L, 3-5
4/20	at #8 Michigan State	W, 7-2
4/23	at Indiana	L, 1-2
4/23	at Indiana	L, 0-8
4/26	at Northwestern	W, 2-1
4/26	at Northwestern	W, 5-1
4/27	at Northwestern	W, 10-1

4/29	at Ohio State	L, 0-1
4/29	at Ohio State	W, 5-3
5/3	#19 Minnesota	W, 2-0
5/3	#19 Minnesota	L, 0-2
5/4	#19 Minnesota	W, 3-2
5/9*	at #3 Iowa	L, 0-2
5/10*	vs. #13 Michigan State	L, 2-4

!-Coca-Cola Classic (Phoenix, Ariz.)
 @-GRU Classic (Gainesville, Fla.)
 \$-Texas Tech Invitational (Lubbock, Tex.)
 #-N.I.S.T (Sunnyvale, Calif.)
 ^-Boilermaker Invitational (West Lafayette, Ind.)
 *-Big Ten Tournament (Iowa City, Iowa)

1998

29-30 (8-16 Big Ten, 8th) (.492 overall)

Carol Bruggeman, head coach

Date	Opponent	Score
2/13!	vs. #21 Florida State	L, 1-8
2/13!	vs. Cal State Fullerton	L, 0-2
2/14!	vs. #14 Long Beach State	L, 0-4
2/14!	vs. Utah State	L, 4-5
2/14!	vs. Oregon	W, 6-3
2/27\$	vs. Southern Utah	W, 6-2
2/27\$	vs. Wichita State	W, 6-0
2/28\$	vs. Oregon	L, 6-10
2/28\$	at New Mexico State	L, 3-5
2/28\$	vs. Southern Utah	W, 4-3
3/1\$	at New Mexico State	L, 1-2
3/5#	vs. #19 Missouri	L, 0-6
3/5#	vs. Central Michigan	W, 6-4
3/6#	vs. Illinois-Chicago	W, 2-1
3/6#	vs. #12 Florida State	L, 4-5
3/7#	vs. Georgia	L, 3-6 (10)
3/10	vs. Tennessee Tech	W, 8-0
3/12	at #17 Florida State	W, 1-0
3/13%	vs. Hofstra	L, 1-7
3/13%	vs. Marshall	W, 11-0
3/13%	vs. Georgia State	L, 1-4
3/14%	vs. Belmont	W, 16-0
3/14%	vs. Mississippi	W, 3-1
3/19	at Evansville	W, 6-4
3/21^	Western Michigan	W, 6-3
3/22^	Bowling Green	W, 7-1 (8)
3/22^	Western Michigan	W, 5-0
3/24	Loyola (Chicago)	W, 7-3
3/24	Loyola (Chicago)	W, 1-0
3/28	Northwestern	W, 5-4
3/28	Northwestern	L, 5-7
3/29	Northwestern	L, 3-6
4/1	Indiana State	W, 9-2
4/1	Indiana State	L, 2-3
4/4	at #18 Minnesota	L, 1-5
4/4	at #18 Minnesota	L, 1-8
4/5	at #18 Minnesota	L, 2-3
4/8	at Notre Dame	W, 2-0
4/8	at Notre Dame	W, 4-0
4/11	Michigan State	W, 8-1
4/11	Michigan State	L, 2-7
4/12	Michigan State	W, 4-0
4/15	Indiana	W, 5-0
4/15	Indiana	W, 5-3 (9)

4/18	at Wisconsin	W, 2-1
4/18	at Wisconsin	L, 0-7
4/19	at Wisconsin	W, 3-2
4/21	at #2 Michigan	L, 0-4
4/21	at #2 Michigan	L, 1-9
4/23	Butler	L, 1-2
4/23	Butler	W, 5-2
4/25	at Penn State	L, 2-4
4/26	at Penn State	L, 2-4
4/26	at Penn State	L, 1-3
4/28	at Ohio State	L, 0-3
4/28	at Ohio State	L, 2-5
5/2	at #18 Iowa	L, 0-4
5/2	at #18 Iowa	L, 4-5
5/3	at #18 Iowa	W, 4-2

!-Coca-Cola Classic (Phoenix, Ariz.)
 \$-Troy Cox Invitational (Las Cruces, N.M.)
 #-Speedline Invitational (Tampa, Fla.)
 %-Florida State Tournament (Tallahassee, Fla.)
 ^-Boilermaker Invitational (West Lafayette, Ind.)

1999

30-26 (9-14 Big Ten, 8th) (.536 overall)

Carol Bruggeman, head coach

Date	Opponent	Score
2/20!	vs. Marshall	L, 0-2
2/20!	vs. Eastern Kentucky	W, 7-1
2/20!	vs. Liberty	W, 4-0
2/21!	vs. North Carolina	W, 4-1
2/21!	vs. Marshall	L, 3-4
3/4#	vs. #7 Texas	W, 6-5
3/4#	vs. Michigan State	W, 6-1
3/5#	vs. Tennessee-Chattanooga	L, 1-6
3/5#	vs. Temple	W, 6-0
3/6#	vs. #25 Florida	L, 0-3
3/6#	vs. #23 Iowa	L, 0-3
3/12%	vs. Colorado State	W, 3-2
3/12%	vs. Santa Clara	W, 2-1
3/12%	vs. #20 Nebraska	W, 6-2
3/13%	vs. San Jose State	W, 2-1
3/13%	vs. Cal Poly-San Luis Obispo	W, 6-4
3/13%	vs. #16 California	L, 0-2
3/13%	vs. Arkansas	W, 11-10
3/14%	vs. #23 Iowa	L, 1-9
3/16	at St. Mary's (Calif.)	L, 1-3
3/16	at St. Mary's (Calif.)	W, 6-2
3/23	Notre Dame	W, 6-3
3/23	Notre Dame	L, 2-10
3/24	Evansville	W, 2-1
3/24	Evansville	L, 2-4
3/27^	Bradley	W, 4-3 (8)
3/27^	Central Michigan	L, 0-8
3/28^	Loyola (Chicago)	W, 9-0
3/28^	Indiana State	L, 4-14
3/30	at Ball State	W, 6-5 (8)
3/30	at Ball State	W, 10-3
4/3	#23 Minnesota	L, 1-4
4/3	#23 Minnesota	W, 6-3
4/4	#23 Minnesota	L, 1-2 (9)
4/7	#6 Michigan	L, 0-2
4/7	#6 Michigan	L, 2-3 (11)
4/10	at Michigan State	W, 2-0



YEAR-BY-YEAR RESULTS

4/10	at Michigan State	W, 5-4
4/14	at Ohio State	W, 7-0
4/14	at Ohio State	W, 16-2
4/17	Wisconsin	L, 2-6
4/17	Wisconsin	L, 3-5
4/18	Wisconsin	W, 8-1
4/20	IUPUI	W, 5-0
4/20	IUPUI	W, 9-1
4/21	at Indiana	W, 11-1
4/21	at Indiana	W, 6-2
4/24	at Penn State	L, 1-2
4/24	at Penn State	L, 3-8
4/25	at Penn State	L, 2-8
5/1	Iowa	L, 3-4
5/1	Iowa	L, 2-4
5/2	Iowa	L, 3-9
5/8	at Northwestern	L, 4-5 (8)
5/8	at Northwestern	L, 1-7
5/9	at Northwestern	W, 3-1

!-Triangle Classic (Raleigh, N.C.)

#-Speedline Invitational (Tampa, Fla.)

%-N.I.S.T. (Sunnyvale, Calif.)

^-Boilermaker Invitational (West Lafayette, Ind.)

2000

33-28 (6-10 Big Ten, 6th) (.541 overall)

Carol Bruggeman, head coach

Date	Opponent	Score
2/11&	vs. Louisiana-Monroe	W, 3-0
2/11&	vs. Kentucky	L, 0-2
2/11&	vs. #8 Oklahoma	L, 1-6
2/12&	vs. Arkansas	L, 2-3
2/12&	vs. Baylor	L, 6-8 (8)
2/18!	vs. Akron	L, 1-2
2/18!	vs. North Carolina	L, 0-6
2/19!	vs. Temple	W, 1-0
2/19!	vs. Boston University	L, 6-8
2/20!	vs. Radford	W, 3-0
2/20!	vs. Wright State	W, 6-2
2/25\$	vs. San Diego State	W, 4-3
2/25\$	at UC Santa Barbara	W, 3-1
2/26\$	vs. Cal Poly	W, 8-0
2/26\$	vs. Iowa State	W, 3-0
3/9#	vs. Connecticut	L, 1-3
3/9#	vs. #18 South Carolina	L, 1-2
3/10#	vs. Maryland	W, 2-0
3/10#	vs. Hofstra	W, 8-1
3/11#	vs. #19 Illinois-Chicago	L, 1-3
3/12#	vs. Michigan State	L, 4-5 (8)
3/16%	vs. Southern Illinois	L, 3-7
3/16%	vs. Seton Hall	W, 3-0
3/17%	vs. Canisius College	W, 2-1 (8)
3/17%	vs. South Florida	W, 4-3 (9)
3/18%	vs. Tennessee Tech	W, 5-0
3/18%	vs. Northern Illinois	L, 2-3
3/23	at #22 Notre Dame	L, 0-8
3/23	at #22 Notre Dame	W, 2-1
3/25^	Bradley	L, 1-3
3/25^	Kent State	W, 2-1
3/26^	Toledo	W, 7-2
3/26^	#22 Notre Dame	L, 0-4
3/29	at Indiana State	W, 7-1

3/29	at Indiana State	W, 1-0
3/31	Michigan State	W, 3-0
3/31	Michigan State	L, 0-2
4/1	#13 Michigan	L, 2-3
4/2	#13 Michigan	L, 0-2
4/5	Butler	W, 8-0
4/5	Butler	W, 2-0
4/7	at Ohio State	W, 5-4
4/9	at Penn State	L, 0-2
4/12	at IUPUI	W, 8-0
4/12	at IUPUI	W, 5-0
4/14	Northwestern	L, 5-17
4/14	Northwestern	W, 6-2
4/15	#13 Iowa	L, 0-4
4/16	#13 Iowa	W, 1-0
4/18	at Valparaiso	W, 2-0
4/18	at Valparaiso	W, 6-2
4/24	Ball State	W, 4-0
4/24	Ball State	W, 4-3
4/28	at Wisconsin	L, 0-1 (9)
4/28	at Wisconsin	L, 4-5
4/29	at Minnesota	W, 4-3 (16)
4/30	at Minnesota	L, 2-9
5/6	at Indiana	W, 1-0
5/7	Indiana	L, 0-1
5/11*	vs. Penn State	L, 3-4
5/12*	vs. Northwestern	L, 1-2

&-Pepsi Classic (Arlington, Texas)

!-Triangle Classic (Raleigh, N.C.)

\$-UC Santa Barbara Tournament
(Santa Barbara, Calif.)

#-Speedline Invitational (Tampa, Fla.)

%-USF Clearwater Tournament (Clearwater, Fla.)

^-Boilermaker Invitational (West Lafayette, Ind.)

*-Big Ten Tournament (Iowa City, Iowa)

2001

34-24-1 (9-11 Big Ten, T5th) (.585 overall)

Carol Bruggeman, head coach

Date	Opponent	Score
2/9\$	vs. Ohio State	W, 1-0
2/9\$	at Auburn	L, 2-7
2/10\$	vs. Northern Illinois	W, 2-1
2/10\$	vs. Syracuse	W, 2-1
2/11\$	vs. Northern Illinois	W, 5-0
2/16!	vs. Miami (Ohio)	W, 2-0
2/16!	vs. Radford	W, 4-0
2/17!	vs. UNC-Greensboro	W, 3-0
2/17!	vs. North Carolina	L, 2-6
2/18!	vs. Liberty	W, 4-1
2/18!	vs. East Carolina	W, 3-0
3/3#	vs. Loyola (Chicago)	W, 3-0
3/3#	at Texas A&M-Corpus Christi	W, 4-0
3/4#	vs. Texas-Arlington	T, 0-0 (8)
3/4#	vs. Louisiana Tech	W, 2-1
3/9%	vs. Sacramento State	L, 4-5
3/9%	vs. Santa Clara	W, 7-5
3/9%	vs. #9 Arizona State	L, 0-5
3/10%	vs. #24 Oregon	L, 1-2
3/10%	vs. Long Beach State	W, 2-1
3/10%	vs. #12 Iowa	L, 0-8
3/15&	vs. #3 California	L, 1-3 (8)

3/15&	vs. Miami (Ohio)	W, 5-4
3/16&	vs. Western Kentucky	W, 6-3
3/16&	vs. Eastern Illinois	W, 1-0
3/17&	vs. Morehead State	W, 6-1
3/17&	vs. New Mexico	L, 1-2
3/21	Valparaiso	W, 3-0
3/21	Valparaiso	W, 2-0
3/24^	Loyola (Chicago)	W, 3-0
3/24^	Butler	W, 4-1
3/28	Southwest Missouri State	W, 6-5
3/30	Minnesota	W, 10-0
3/30	Minnesota	L, 0-5
3/31	#23 Wisconsin	L, 1-3 (9)
4/1	#23 Wisconsin	W, 1-0
4/3	#11 Notre Dame	L, 2-1
4/3	#11 Notre Dame	L, 2-4 (8)
4/6	at Michigan	L, 3-4
4/6	at Michigan	L, 1-6
4/7	at Michigan State	W, 5-1
4/8	at Michigan State	L, 3-8
4/13	Penn State	W, 5-4 (10)
4/13	Penn State	L, 0-8
4/14	Ohio State	L, 0-2
4/15	Ohio State	L, 1-2
4/19	at Loyola (Chicago)	L, 3-4
4/20	at #15 Iowa	L, 1-7
4/20	at #15 Iowa	L, 4-5 (9)
4/21	at Northwestern	W, 2-1
4/22	at Northwestern	W, 2-1
4/25	Western Michigan	W, 1-0
4/25	Western Michigan	L, 1-2
4/27	Illinois	L, 0-3
4/27	Illinois	W, 6-0
4/28	Ohio	L, 1-6
4/28	Ohio	W, 1-0
5/5	Indiana	W, 3-1
5/6	at Indiana	W, 4-1

\$-Auburn Invitational (Auburn, Ala.)

!-Triangle Classic (Raleigh, N.C.)

#-Islander Bash by the Bay (Corpus Christi, Texas)

%-N.I.S.T. (San Jose, Calif.)

&-Capital Classic (Sacramento, Calif.)

^-Boilermaker Invitational (West Lafayette, Ind.)

2002

33-26 (3-14 Big Ten, 10th) (.559 overall)

Carol Bruggeman, head coach

Date	Opponent	Score
2/8\$	vs. Georgia	L, 2-3
2/8\$	vs. Bethune-Cookman	W, 3-0
2/9\$	vs. Mississippi	W, 1-0
2/9\$	vs. Florida A&M	W, 8-0
2/10\$	vs. Georgia	L, 0-1
2/15!	vs. Kentucky	L, 0-1
2/15!	vs. Wichita State	W, 7-4
2/16!	vs. Texas	W, 1-0
2/16!	vs. #17 Southwest Texas	L, 2-5
2/17!	vs. Bethune-Cookman	W, 5-3
2/17!	at Texas-San Antonio	W, 5-3
3/1#	vs. Florida	W, 2-1
3/1#	vs. Florida	W, 13-5
3/2#	at #1 UCLA	L, 2-4

YEAR-BY-YEAR RESULTS



3/2#	at #1 UCLA	L, 0-3
3/3#	vs. Texas A&M Corpus Christi	L, 0-9
3/3#	vs. Texas A&M Corpus Christi	W, 7-4
3/7%	vs. Virginia Tech	W, 7-6
3/7%	vs. Tennessee-Chattanooga	L, 1-3
3/8%	vs. Northern Illinois	W, 7-0
3/8%	vs. South Florida	W, 9-6
3/9%	vs. Oklahoma State	W, 1-0
3/9%	vs. Penn State	W, 1-0
3/9%	vs. #13 Florida Atlantic	L, 0-5
3/13&	vs. Valparaiso	W, 7-0
3/13&	vs. Valparaiso	W, 13-1
3/15&	vs. Temple	W, 5-4
3/15&	vs. Temple	W, 3-0
3/17&	vs. George Mason	W, 7-1
3/20	IUPUI	W, 9-1
3/20	IUPUI	W, 8-0
3/23^	Gardner-Webb	W, 4-0
3/23^	IPFW	W, 8-0
3/24^	Oakland	W, 9-1
3/29	at Wisconsin	L, 4-6
3/30	at Wisconsin	L, 1-6
4/3	Butler	W, 4-0
4/3	Butler	W, 7-0
4/5	Northwestern	L, 2-6
4/6	Northwestern	L, 4-7
4/7	#19 Iowa	L, 2-3 (8)
4/7	#19 Iowa	L, 1-2
4/9	Ball State	W, 6-3
4/9	Ball State	W, 2-1
4/11	at Notre Dame	L, 2-4
4/14	Indiana	W, 6-3
4/14	Indiana	W, 7-4
4/16	at Illinois-Chicago	L, 5-8
4/16	at Illinois Chicago	L, 6-7
4/19	at #22 Ohio State	L, 1-7
4/20	at #22 Ohio State	L, 5-6
4/21	at Penn State	L, 7-8
4/21	at Penn State	L, 1-2
4/24	Dayton	W, 3-2
4/26	Michigan State	W, 1-0
4/28	#11 Michigan	L, 2-6
4/28	#11 Michigan	L, 0-6
5/4	at Illinois	L, 1-10
5/5	at Illinois	L, 3-5

\$-Triple Crown Invitational (St. Augustine, Fla.)
 !-UTSA Tournament (San Antonio, Texas)
 #-Stacy Winsberg Memorial Tourn. (Los Angeles)
 %-Speedline Invitational (Plant City, Fla.)
 &-Disney Wide World of Sports Complex
 (Orlando, Fla.)
 ^-Boilermaker Invitational (West Lafayette, Ind.)

2003

34-27 (5-13 Big Ten, 10th) (.557 overall)
Carol Bruggeman, head coach

Date	Opponent	Score
2/7!	vs. Southern Illinois	L, 0-3
2/7!	vs. Central Florida	W, 10-2
2/8!	vs. Kansas	L, 7-8
2/8!	vs. Kansas	L, 1-3
2/14@	vs. #3 California	L, 0-1

2/14@	vs. UNLV	W, 10-1
2/15@	vs. Texas Tech	W, 7-5
2/15@	vs. Cal Poly	L, 4-5 (8)
2/16@	vs. UC Riverside	W, 10-1
2/28#	vs. Pacific	W, 2-0
2/28#	at #7 Cal State Fullerton	L, 1-10
3/1#	vs. Portland State	L, 1-5
3/1#	vs. #17 Oregon State	L, 4-5
3/2#	vs. #4 Washington	L, 0-11
3/6\$	vs. Central Michigan	L, 1-2
3/6\$	vs. Mississippi	W, 7-5
3/7\$	vs. Pittsburgh	W, 9-0
3/7\$	vs. Pacific	W, 6-2
3/8\$	vs. Temple	W, 6-4
3/8\$	vs. Western Michigan	W, 4-1
3/9\$	vs. Oklahoma State	L, 0-2 (8)
3/15	at Louisville	L, 0-2
3/15	at Louisville	W, 9-3
3/17	at Tennessee State	W, 12-0
3/17	at Tennessee State	W, 10-1
3/19	at Western Kentucky	W, 9-0
3/19	at Western Kentucky	W, 5-0 (8)
3/22^	Gardner Webb	W, 8-0
3/22^	Loyola (Chicago)	W, 8-0
3/23^	IPFW	W, 11-0
3/23^	Butler	W, 10-0
3/26	Illinois-Chicago	W, 8-0
3/26	Illinois-Chicago	W, 4-1
3/28	at Penn State	W, 5-1
3/29	at Penn State	L, 5-6
4/1	Notre Dame	L, 3-7
4/1	Notre Dame	L, 1-7
4/5	Wisconsin	W, 2-0
4/5	Wisconsin	W, 8-1
4/6	Minnesota	L, 0-1
4/6	Minnesota	L, 2-8
4/8	IPFW	W, 8-0
4/8	IPFW	W, 19-0
4/11	#24 Illinois	L, 3-6
4/12	#24 Illinois	L, 1-4
4/13	Northwestern	L, 0-1
4/13	Northwestern	W, 5-3
4/16	Eastern Illinois	W, 9-0
4/16	Eastern Illinois	W, 11-0
4/18	at #24 Iowa	L, 0-2
4/19	at #24 Iowa	L, 0-9
4/23	at IUPUI	W, 7-1
4/23	at IUPUI	W, 2-0
4/25	at #14 Michigan	L, 1-2 (8)
4/25	at #14 Michigan	L, 2-3
4/27	at Michigan State	L, 1-4
4/27	at Michigan State	L, 2-4
5/1	Indiana State	W, 3-0
5/1	Indiana State	W, 9-1
5/3	Indiana	W, 6-0
5/4	at Indiana	L, 0-3

!-Triple Crown Invitational (St. Augustine, Fla.)
 @-UNLV Invitational (Las Vegas, Nev.)
 # - Worth Invitational (Fullerton, Calif.)
 \$ -Speedline Invitational (Plant City, Fla.)
 ^ -Boilermaker Invitational (West Lafayette, Ind.)

2004

32-25 (5-14 Big Ten, 11th) (.561 overall)
Carol Bruggeman, head coach

Date	Opponent	Score
2/13!	vs. Temple	W, 7-1
2/13!	vs. Campbell	W, 6-5
2/14!	vs. Louisville	L, 0-5
2/20@	vs. Villanova	W, 4-1
2/20@	at UT Chattanooga	W, 8-2
2/21@	vs. Bradley	L, 0-2
2/21@	vs. Western Kentucky	L, 5-6
2/22@	vs. Samford	W, 5-0
2/22@	vs. Dayton	W, 9-1
3/4#	vs. Long Island	W, 7-1
3/4#	vs. Mississippi	W, 2-1 (8)
3/5#	vs. #22 South Florida	L, 0-8
3/5#	vs. Illinois- Chicago	W, 3-2
3/6#	vs. Mercer	W, 4-0
3/7#	vs. Northwestern	L, 2-5 (8)
3/12\$	vs. Virginia	W, 8-0
3/12\$	vs. #3 California	L, 0-8
3/13\$	vs. #20 Arizona State	L, 0-4
3/13\$	vs. Wisconsin	W, 1-0
3/14\$	vs. Minnesota	W, 5-0
3/17	vs. Nevada	L, 6-12
3/17	at Saint Mary's	W, 6-0
3/19^	vs. Pittsburgh	W, 8-5 (10)
3/19^	at Sacramento State	L, 0-2
3/20^	vs. Saint Mary's	W, 8-0
3/20^	vs. Utah State	W, 4-0
3/21^	vs. Tennessee State	W, 3-0
3/24	Valparaiso	L, 0-2
3/24	Valparaiso	W, 8-0
3/27	IPFW	W, 8-2
3/27	IPFW	W, 2-0
3/31	at Butler	W, 7-1
4/4	#9 Michigan	L, 0-9
4/4	#9 Michigan	L, 0-2
4/6	at Notre Dame	L, 2-4
4/6	at Notre Dame	W, 4-3 (8)
4/9	Illinois	L, 2-3 (9)
4/10	Illinois	L, 4-7
4/11	Iowa	L, 0-6
4/11	Iowa	L, 0-4
4/16	at Minnesota	L, 0-2
4/17	at Minnesota	W, 2-1 (10)
4/18	at Wisconsin	L, 2-4
4/18	at Wisconsin	W, 3-2
4/20	IUPUI	W, 9-0
4/20	IUPUI	W, 8-0
4/23	at Michigan State	L, 0-3
4/24	at Michigan State	W, 11-1
4/25	at Northwestern	L, 0-1
4/25	at Northwestern	L, 3-13
4/28	at Dayton	W, 2-1
4/28	at Dayton	W, 6-1
4/30	Ohio State	L, 4-6
5/2	Penn State	W, 6-1
5/2	Penn State	L, 1-2
5/8	at Indiana	L, 2-7
5/9	Indiana	W, 2-1



YEAR-BY-YEAR RESULTS

! - Triangle Classic (Raleigh, N.C.)
 @ - Sonic Challenge (Chattanooga, Tenn.)
 # - Speedline Invitational (Clearwater, Fla.)
 \$ - NIST (Sunnyvale, Calif.)
 ^ - Capital Classic (Sacramento, Calif.)

2005

34-24-1 (10-10 Big Ten, 7th) (.586 overall)

Carol Bruggeman, head coach

Date	Opponent	Score
2/11!	vs. Kansas	W 2-1
2/11!	vs. UMKC	W 8-0
2/12!	vs. Utah Valley State	W 4-1
2/13!	vs. Arkansas	L, 6-7
2/18@	vs. Nicholls State	W, 6-1
2/18@	vs. Mississippi Valley State	W, 5-0
2/19@	vs. #5 Louisiana-Lafayette	L, 1-3
2/19@	vs. Mississippi Valley State	W, 7-2
2/20@	vs. #5 Louisiana-Lafayette	L, 15-5
2/25#	vs. Bradley	W, 2-0
2/25#	vs. Kent State	L, 2-4
2/26#	at UT-Chattanooga	L, 2-4
2/26#	vs. Kentucky	W, 5-4 (9)
2/27#	vs. Bowling Green	W, 5-2
2/27#	vs. Tennessee Tech	W, 2-0
3/4\$	vs. Mercer	L, 3-7
3/4\$	vs. #19 Georgia Tech	L, 1-2
3/5\$	vs. Winthrop	L, 3-5
3/5\$	vs. Saint Louis	W, 6-3
3/10^	vs. Villanova	W, 3-2
3/11^	vs. Hofstra	L, 0-1
3/11^	vs. Oklahoma State	W, 4-1
3/12^	vs. Western Michigan	L, 0-2
3/12^	vs. BYU	L, 2-5
3/13^	vs. UCF	W, 2-1
3/18&	vs. Akron	W, 2-0
3/18&	vs. Western Illinois	W, 2-1
3/19&	vs. Fairfield	W, 2-0
3/20&	vs. Western Kentucky	W, 3-2
3/20&	vs. Illinois-Chicago	L, 3-4 (8)
3/26	Detroit	W, 5-2
3/26	Detroit	W, 8-0
3/30	at Ball State	W, 5-1
4/3	Michigan State	W, 11-1
4/3	Michigan State	W, 7-2
4/6	Butler	W, 1-0
4/6	Butler	W, 8-0
4/8	at Iowa	L, 2-3
4/9	at Iowa	W, 2-1
4/10	at Illinois	W, 9-1
4/10	at Illinois	W, 8-7
4/15	#1 Michigan	L, 0-3
4/16	#1 Michigan	L, 2-6
4/17	#13 Northwestern	L, 0-9
4/17	#13 Northwestern	L, 0-7
4/19	at Valparaiso	W, 6-3
4/19	at Valparaiso	T, 4-4 (9)
4/22	Wisconsin	L, 3-8 (9)
4/23	Wisconsin	W, 10-4
4/24	Minnesota	L, 4-8
4/24	Minnesota	W, 9-0
4/29	at Penn State	L, 0-6
4/30	at Penn State	L, 1-7

5/1	at Ohio State	L, 1-6
5/1	at Ohio State	W, 8-0
5/7	Indiana	W, 5-0
5/8	at Indiana	W, 3-2
5/10	Notre Dame	L, 1-4
5/12*	vs. Northwestern	L, 0-2

! - NMSU Invitational (Las Cruces, N.M.)
 @ - Louisiana Classic (Lafayette, La.)
 # - Frost Classic (Chattanooga, Tenn.)
 \$ - Buzz Classic (Atlanta, Ga.)
 ^ - Speedline Invitational (Clearwater, Fla.)
 & - NC State Wolfpack Challenge (Raleigh, N.C.)
 * - Big Ten Tournament (Ann Arbor, Mich.)

2006

30-30 (7-12 Big Ten, 9th) (.500 overall)

Kim Maher, head coach

Date	Opponent	Score
2/10!	vs. South Carolina	L, 0-2
2/10!	vs. Pittsburgh	W, 5-0
2/11!	vs. Bethune-Cookman	W, 2-1
2/11!	vs. East Carolina	L, 1-3
2/12!	at Florida Atlantic	W, 4-3
2/17@	vs. New Mexico	W, 7-1
2/17@	vs. BYU	L, 2-5
2/18@	vs. #4 Tennessee	L, 3-12
2/18@	vs. Portland State	L, 1-4
2/19@	vs. Wright State	W, 14-5
2/24#	vs. IUPUI	W, 8-3
2/25#	vs. Western Illinois	W, 11-3 (8)
2/25#	vs. Northern Iowa	W, 6-1
2/26#	vs. Bradley	L, 0-1
3/3\$	vs. #6 Stanford	L, 0-4
3/4\$	vs. #12 Georgia	L, 2-6
3/4\$	vs. #9 Oregon State	L, 1-9
3/5\$	vs. UC Santa Barbara	W, 5-3 (8)
3/5\$	at Cal State Fullerton	L, 2-6
3/9^	vs. Massachusetts	L, 1-11
3/9^	vs. Jacksonville	W, 10-0
3/10^	vs. Villanova	W, 13-4
3/10^	vs. Tennessee Tech	L, 0-1
3/11^	vs. Northern Illinois	L, 2-3
3/11^	vs. Illinois	W, 11-7
3/12^	vs. Hofstra	W, 8-0
3/12^	vs. NC State	L, 0-2
3/15	vs. George Mason	W, 12-0
3/15	vs. George Mason	W, 10-2
3/17*	vs. Ohio	W, 4-1
3/17*	vs. South Florida	W, 5-0
3/18*	vs. George Mason	W, 11-2
3/18*	vs. Bowling Green	L, 0-6
3/19*	vs. Canisius	L, 3-4 (8)
3/28	at Butler	W, 2-0
3/31	Penn State	L, 0-8
4/1	Penn State	W, 3-1
4/2	Ohio State	L, 0-3
4/2	Ohio State	W, 4-1
4/4	Ball State	W, 7-0
4/7	at Michigan State	L, 2-8
4/8	at Michigan State	L, 0-1
4/9	at #12 Michigan	L, 0-14
4/9	at #12 Michigan	W, 5-4

4/11	Loyola	W, 2-1 (8)
4/11	Loyola	W, 7-1
4/13	Valparaiso	L, 0-2
4/14	at Illinois	L, 1-5
4/15	at Illinois	W, 8-5 (10)
4/16	at Northwestern	L, 0-4
4/21	Iowa	L, 1-8
4/22	Iowa	L, 2-3
4/23	Wisconsin	L, 2-6
4/23	Wisconsin	W, 4-3
4/26	at Notre Dame	L, 1-9
4/26	at Notre Dame	W, 7-4
4/30	at Minnesota	W, 5-4
4/30	at Minnesota	W, 4-3
5/6	at Indiana	L, 0-7
5/7	Indiana	L, 2-5

! - Florida Atlantic Classic (Boca Raton, Fla.)
 @ - UNLV Desert Classic (Las Vegas, Nev.)
 # - Bradley Invitational (Pekin, Ill.)
 \$ - Worth Invitational (Fullerton, Calif.)
 ^ - USF-Adidas Invitational (Clearwater, Fla.)
 * - Speedline Invitational (Tampa, Fla.)

2007

33-32-1 (10-9 Big Ten, 5th) (.508 overall)

Kim Maher, head coach

Date	Opponent	Score
2/9!	vs. Kennesaw State	L, 1-5
2/9!	at Mississippi State	L, 5-6
2/10!	vs. Iowa State	L, 0-3
2/10!	vs. Kennesaw State	L, 7-10
2/11!	at Mississippi State	L, 1-8
2/16@	vs. Iowa State	W, 3-0
2/16@	vs. #17 Baylor	L, 2-10
2/17@	at #16 Louisiana-Lafayette	L, 2-10
2/17@	vs. Mississippi	L, 4-6
2/18@	vs. Iowa State	W, 7-6 (12)
2/23#	vs. Syracuse	W, 5-1
2/23#	at Florida International	L, 5-9
2/24#	vs. #11 Stanford	L, 0-1
2/24#	vs. Marist	W, 15-2
2/25#	vs. Texas State	L, 1-2 (8)
3/2\$	vs. Wright State	L, 2-3
3/2\$	vs. San Jose State	W, 5-2
3/3\$	vs. Middle Tennessee State	L, 4-5 (9)
3/3\$	vs. Winthrop	L, 4-8
3/9^	vs. Toledo	W, 4-0
3/9^	vs. BYU	L, 3-5
3/10^	vs. BYU	L, 2-8
3/10^	at Fresno State	L, 2-7
3/11^	vs. Colorado State	L, 3-5
3/13	at Fresno State	L, 1-4
3/13	at Fresno State	L, 2-3
3/14	at UC Davis	W, 5-0
3/14	at UC Davis	L, 1-3
3/15	at Saint Mary's	W, 10-3
3/16&	vs. Pittsburgh	W, 8-0
3/16&	vs. Colorado State	W, 7-2
3/17&	vs. Santa Clara	W, 10-0
3/17&	vs. Georgia Southern	W, 4-2
3/18&	vs. Idaho State	W, 8-0
3/23%	vs. Youngstown State	W, 1-0

YEAR-BY-YEAR RESULTS



3/23%	at Miami (Ohio)	T, 3-3
3/24%	vs. Toledo	W, 4-1
3/24%	vs. Michigan State	W, 7-3
3/25%	vs. Toledo	W, 9-0
3/30	Illinois	W, 8-1
3/31	Illinois	L, 0-8
4/1	Iowa	L, 1-6
4/1	Iowa	L, 3-4 (9)
4/3	Butler	W, 6-0
4/6	#8 Northwestern	L, 1-2
4/10	at Miami (Ohio)	W, 4-2 (8)
4/10	at Miami (Ohio)	W, 13-0
4/13	at Minnesota	W, 4-3 (9)
4/14	at Minnesota	W, 11-4
4/15	at Wisconsin	W, 4-3
4/15	at Wisconsin	L, 5-6
4/17	at IUPUI	W, 6-0
4/17	at IUPUI	W, 16-4
4/18	at Valparaiso	L, 11-12
4/20	#9 Michigan	L, 1-5
4/21	#9 Michigan	L, 3-7
4/22	Michigan State	W, 4-3
4/22	Michigan State	W, 8-6
4/27	at Ohio State	L, 5-7
4/28	at Ohio State	L, 0-8
4/29	at Penn State	W, 1-0
4/29	at Penn State	W, 2-1
5/5	Indiana	W, 8-0
5/6	at Indiana	W, 11-0
5/11*	vs. Iowa	W, 4-1
5/11*	at Ohio State	L, 1-10

! - Bulldog Round Robin (Starkville, Miss.)
 @ - Ragin' Cajun Classic (Lafayette, La.)
 # - Golden Panther Invitational (Miami, Fla.)
 \$ - Buzz Classic (Woodstock, Ga.)
 ^ - Bulldog Classic (Fresno, Calif.)
 & - Capitol Classic (Sacramento, Calif.)
 % - Miami Invitational (Oxford, Ohio)
 * - Big Ten Tournament (Columbus, Ohio)

2008

35-23 (9-9 Big Ten, 5th) (.603 overall)

Kim Maher, head coach

Date	Opponent	Score
2/8!	vs. Jacksonville State	W, 5-4
2/8!	at #4 Alabama	L, 0-8
2/9!	vs. South Alabama	W, 7-6 (8)
2/9!	at #4 Alabama	L, 0-11
2/15@	vs. Centenary College	W, 8-7
2/15@	at #7 Baylor	W, 6-5 (8)
2/17@	vs. Syracuse	W, 10-0
2/17@	vs. Centenary College	W, 8-0
2/23#	at East Carolina	W, 3-2 (8)
2/24#	vs. Syracuse	W, 6-2
2/24#	vs. Appalachian State	W, 10-7
2/29\$	vs. UC Davis	W, 9-0
2/29\$	at Cal State Fullerton	L, 0-5
3/1\$	vs. Pacific	L, 2-3
3/1\$	vs. #10 Stanford	L, 0-6
3/2\$	vs. Loyola (Chicago)	W, 4-0

3/7^	vs. UT Chattanooga	W, 3-0
3/7^	vs. Missouri	L, 4-9
3/8^	vs. Villanova	W, 11-3
3/8^	vs. Central Michigan	W, 3-0
3/9^	vs. Long Island	W, 6-4
3/11	at Jacksonville	W, 8-3
3/11	at Jacksonville	W, 3-1
3/14&	vs. USF	L, 1-2
3/15&	vs. #10 LSU	L, 0-4
3/16&	vs. Fordham	W, 3-2
3/16&	vs. Oklahoma State	W, 2-1 (8)
3/26	at Butler	W, 5-3
3/26	at Butler	W, 7-0
3/28	Penn State	W, 5-4
3/29	Penn State	W, 4-1
3/30	#6 Michigan	L, 0-8
3/30	#6 Michigan	L, 0-3
4/2	IUPUI	W, 6-1
4/2	IUPUI	W, 10-0
4/4	at Wisconsin	W, 5-2
4/5	at Wisconsin	W, 4-3
4/13	Ohio State	L, 4-7
4/13	Ohio State	W, 3-1
4/15	Valparaiso	W, 3-0
4/15	Valparaiso	L, 1-4
4/16	at Ball State	L, 3-7
4/18	at Michigan State	L, 1-2
4/19	at Michigan State	W, 9-0
4/20	at #13 Northwestern	L, 2-10
4/20	at #13 Northwestern	L, 0-8
4/22	Notre Dame	W, 1-0
4/22	Notre Dame	L, 1-3
4/25	#25 Iowa	L, 2-3
4/26	#25 Iowa	L, 5-8
4/27	Illinois	W, 6-5
4/27	Illinois	L, 2-9
5/3	at Indiana	W, 2-1
5/4	Indiana	W, 8-3
5/9*	vs. Minnesota	L, 4-5
5/16%	vs. #20 Nevada	L, 1-4
5/17%	vs. Cal State Fullerton	W, 4-3
5/18%	vs. #20 Nevada	L, 1-2

! - Hampton Inn Bama Bash (Tuscaloosa, Ala.)
 @ - Gettman Classic (Waco, Texas)
 # - Pirate Classic (Greenville, N.C.)
 \$ - Worth Invitational (Fullerton, Calif.)
 ^ - Adidas Invitational (Clearwater, Fla.)
 & - USF Under Armour Classic (Clearwater, Fla.)
 * - Big Ten Tournament (Evanston, Ill.)
 % - NCAA Regionals (Los Angeles, Calif.)

2009

31-20 (12-8 Big Ten, 6th) (.608 overall)

Kim Maher, head coach

Date	Opponent	Score
2/7!	at #4 UCLA	W, 2-1
2/8!	vs. Pacific	W, 8-1
2/13@	vs. Miami (Ohio)	W, 2-0
2/13@	vs. Mississippi State	L, 3-4
2/14@	vs. Appalachian State	L, 2-3

2/15@	vs. Appalachian State	W, 4-1
2/15@	at Florida State	L, 0-8
2/21#	vs. Middle Tennessee	L, 4-11
2/21#	vs. Austin Peay	W, 6-4
2/22#	vs. Winthrop	W, 2-0
2/22#	at Auburn	W, 3-1
3/6\$	vs. Bowling Green	L, 5-6 (8)
3/6\$	vs. Georgia Tech	W, 4-2
3/7\$	vs. Indiana State	W, 1-0
3/7\$	vs. Jacksonville State	W, 4-3 (8)
3/8\$	vs. Boston College	W, 10-0
3/14%	vs. #18 Texas A&M	W, 3-1
3/14%	vs. Rutgers	L, 7-9
3/15%	vs. Liberty	L, 2-4
3/15%	vs. Bethune-Cookman	L, 2-3 (8)
3/16	at Florida Atlantic	W, 3-2
3/16	at Florida Atlantic	W, 4-3 (8)
3/21	Wisconsin	W, 5-0
3/22	Wisconsin	W, 6-0
3/26	at Bowling Green	W, 17-2
3/26	at Bowling Green	L, 7-8
3/28	Minnesota	L, 4-6
3/29	Minnesota	W, 2-1
4/4	at #10 Michigan	L, 1-3
4/4	at #10 Michigan	L, 3-4 (9)
4/9	at Michigan State	W, 12-0
4/9	at Michigan State	W, 8-3
4/11	Iowa	L, 0-3
4/12	Iowa	L, 0-4
4/15	Ball State	W, 7-1
4/16	at Valparaiso	W, 7-1
4/16	at Valparaiso	L, 2-3
4/18	#10 Northwestern	W, 2-0
4/18	#10 Northwestern	L, 8-10
4/22	at #14 Ohio State	W, 3-2
4/22	at #14 Ohio State	L, 1-4
4/25	at Penn State	W, 2-0
4/26	at Penn State	W, 3-2
4/29	Illinois	W, 4-1
4/29	Illinois	L, 6-10
5/9	at Indiana	W, 2-1 (8)
5/9	at Indiana	W, 8-7 (8)
5/15*	at #19 Louisville	L, 1-4
5/16*	vs. UT Martin	W, 6-2
5/16*	at #19 Louisville	W, 5-4
5/17*	vs. #6 Arizona	L, 2-4

! - Stacy Winsberg Memorial Classic (Los Angeles)
 @ - Sunshine Classic (Tallahassee, Fla.)
 # - Auburn War Eagle Classic (Auburn, Ala.)
 \$ - Buzz Classic (Woodstock, Ga.)
 % - Florida Atlantic Tournament (Boca Raton, Fla.)
 * - NCAA Regionals (Louisville, Ky.)

2010

27-27 (8-10 Big Ten, 6th) (.500 overall)

Kim Maher, head coach

Date	Opponent	Score
2/12!	vs. San Diego State	L, 6-7 (10)
2/12!	vs. #6 Arizona	L, 0-10
2/13!	vs. Portland State	L, 2-3



YEAR-BY-YEAR RESULTS

2/13!	vs. Cal State Northridge	L, 2-3
2/14!	vs. North Dakota State	W, 5-3
2/19@	vs. Iowa State	L, 2-3 (8)
2/19@	vs. #20 Texas	L, 5-6
2/20@	vs. UTSA	W, 3-2
2/20@	at Houston	W, 4-3
2/21@	vs. #16 Louisiana-Lafayette	L, 6-7
2/26#	at #15 Louisville	L, 5-6
2/26#	vs. Saint Louis	W, 12-11
2/27#	vs. Northern Illinois	W, 9-1
2/28#	vs. Northern Illinois	W, 2-1
3/12\$	vs. UNLV	L, 3-7
3/12\$	at Long Beach State	L, 4-8
3/13\$	vs. San Diego	W, 6-5
3/13\$	vs. Buffalo	W, 9-2
3/14\$	vs. Notre Dame	L, 0-3
3/17%	vs. New Mexico	W, 12-4
3/17%	at Cal State Fullerton	W, 10-4
3/18%	vs UNLV	L 4-9
3/18%	vs. Utah	L, 2-4
3/19%	vs. #24 Louisville	L, 0-3
3/20%	vs. #23 Louisiana-Lafayette	W, 14-7
3/21%	vs. #7 Arizona State	L, 4-6
3/21%	vs. #1 Washington	L, 4-12
3/24	Miami	W, 6-4
3/27	at Northwestern	L, 3-4
3/28	at Northwestern	L, 7-9
3/31	IUPUI	W, 2-0
3/31	IUPUI	W, 6-0
4/1	Butler	W, 1-0
4/1	Butler	L, 0-3
4/3	Penn State	W, 5-0
4/4	Penn State	L, 1-2 (8)
4/10	at Iowa	L, 0-1
4/11	at Iowa	W, 2-0
4/15	Valparaiso	W, 5-3
4/15	Valparaiso	W, 9-0
4/17	at Wisconsin	L, 0-3
4/18	at Wisconsin	W, 5-1
4/21	at Ball State	W, 6-4 (8)
4/21	at Ball State	W, 7-0
4/24	#2 Michigan	L, 1-5
4/25	#2 Michigan	L, 3-12
4/28	Michigan State	W 2-0
4/28	Michigan State	W 10-2
5/1	at Minnesota	W, 7-0
5/2	at Minnesota	W, 11-2
5/8	Indiana	L, 2-3
5/9	Indiana	W, 5-0
5/12	at #18 Illinois	L, 0-5
5/12	at #18 Illinois	L, 0-8

! - ASU Kajikawa Classic (Tempe, Ariz.)
 @ - Marriott Houston Classic (Houston, Texas)
 # - Cardinal Classic (Louisville, Ky.)
 \$ - Long Beach State Invitational (Lakewood, Calif.)
 % - Fullerton Judi Garman Classic (Fullerton, Calif.)

2011		
30-18-2 (8-9-1 Big Ten, 5th) (.620 overall)		
Kim Maher, head coach		
Date	Opponent	Score
2/12!	vs. Louisiana Tech	W, 7-3
2/12!	at #19 LSU	L, 3-5
2/13!	vs. Bowling Green	W, 2-0
2/13!	at #19 LSU	L, 2-6
2/19@	at Texas State	W, 1-0
2/19@	vs. Iowa State	L, 5-8
2/20@	vs. Iowa State	W, 11-2
2/20@	at Texas State	W, 9-0
2/26#	vs. Georgia State	W, 5-4 (8)
2/26#	vs. Tennessee State	W, 8-0
2/27#	vs. Mississippi State	W, 5-0
2/27#	vs. Mercer	W, 7-4
3/5%	vs. Wright State	W, 9-1
3/6%	vs. Kentucky	L, 0-3
3/6%	at Southern Illinois	W, 11-1
3/11^	vs. Buffalo	W, 11-1
3/11^	vs. Rutgers	W, 6-5
3/12^	vs. Middle Tennessee State	W, 5-4
3/12^	vs. Hofstra	L, 2-7
3/14^	at Florida Atlantic	L, 3-4
3/14^	at Florida Atlantic	L, 0-1
3/16^	vs. Buffalo	W, 6-1
3/16^	at Florida Gulf Coast	W, 3-2 (8)
3/26\$	at Miami (Ohio)	W, 6-3
3/26\$	vs. Toledo	W, 1-0
3/27\$	vs. Ball State	W, 3-1
3/31	at Notre Dame	L, 5-7
4/2	Iowa	W, 12-1
4/3	Iowa	W, 3-0
4/6	at IUPUI	W, 11-1
4/6	at IUPUI	W, 18-5
4/7	at Valparaiso	W, 8-2
4/7	at Valparaiso	T, 4-4
4/9	at #4 Michigan	L, 1-13
4/10	at #4 Michigan	L, 0-10
4/13	Illinois	L, 3-9
4/13	Illinois	W, 11-6
4/14	at Loyola	L, 3-4 (11)
4/16	at Ohio State	W, 7-0
4/17	at Ohio State	W, 10-8
4/23	Minnesota	L, 2-3
4/23	Minnesota	W, 3-2
4/30	at Penn State	L, 5-8
5/1	at Penn State	T, 0-0 (8)
5/7	Wisconsin	L, 1-4
5/8	Wisconsin	W, 4-3 (9)
5/11	at Michigan State	W, 5-0
5/11	at Michigan State	L, 2-3
5/13	at Indiana	L, 1-2
5/14	at Indiana	L, 0-4

! - Wilson/DeMarini LSU Tiger Classic
 (Baton Rouge, La.)
 @ - Century Link Classic (San Marcos, Texas)
 # - Phyllis Rafters Memorial Tournament
 (Kennesaw, Ga.)
 % - SIU Coach B Classic (Carbondale, Ill.)
 ^ - FAU Tournament (Boca Raton, Fla.)
 \$ - Miami Invitational (Oxford, Ohio)

2012		
31-22 (13-10 Big Ten, T6th) (.585 overall)		
Kim Maher, head coach		
Date	Opponent	Score
2/18!	vs. Bryant	W, 10-2
2/18!	vs. Northern Colorado	W, 10-1
2/19!	vs. Central Arkansas	W, 8-6
2/19!	at New Mexico	W, 10-6
2/24@	vs. Belmont	W, 10-1
2/24@	vs. UT- Martin	W, 12-5
2/25@	vs. Niagara	W, 14-6
2/25@	at Chattanooga	W, 6-0
2/26@	vs. Troy	W, 10-4
3/2#	vs. N.C. State	W, 7-5
3/2#	vs. Temple	L, 1-5
3/3#	vs. #18 Oregon	L, 1-8
3/3#	vs. South Alabama	L, 4-7
3/4#	vs. Longwood	W, 8-0
3/10\$	vs. #18 Oregon	L, 1-9
3/10\$	at Fresno State	L, 1-6
3/11\$	vs. San Diego State	W, 2-1
3/11\$	vs. #2 California	L, 1-9
3/13	vs. Butler (@ Fresno)	W, 3-0
3/13	at Fresno State	L, 2-5
3/14	at Cal State Fullerton	W, 8-6
3/15	vs. BYU (@ Fullerton)	L, 1-14
3/16%	at San Diego State	W, 6-5
3/16%	vs. UNLV	L, 2-6
3/24	Michigan State	W, 10-6
3/24	Michigan State	W, 8-4
3/25	Michigan State	W, 2-0
3/29	at Valparaiso	W, 4-3
3/31	Penn State	W, 2-1
3/31	Penn State	W, 7-0
4/1	Penn State	W, 5-0
4/3	IUPUI	W, 9-1
4/5	Notre Dame	L, 6-8
4/7	at Indiana	L, 2-3
4/7	at Indiana	L, 5-9
4/8	at Indiana	W, 11-2
4/12	at Ball State	L, 7-9
4/12	at Ball State	W, 8-6
4/15	Ohio State	W, 2-1
4/15	Ohio State	W, 8-3
4/21	at Illinois	L, 1-3
4/21	at Illinois	W, 4-2
4/21	at Illinois	L, 6-8
4/25	Loyola	L, 1-3
4/28	Wisconsin	W, 7-2
4/28	Wisconsin	L, 1-7
4/29	Wisconsin	W, 6-5
5/5	at Minnesota	L, 3-5
5/5	at Minnesota	L, 2-5
5/6	at Minnesota	W, 12-2
5/11	at #22 Michigan	L, 1-2
5/12	at #22 Michigan	L, 5-8
5/12	at #22 Michigan	L, 0-8

! Lobo Classic (Albuquerque, N.M.)
 @ Frost Classic (Chattanooga, Tenn.)
 # Citrus Classic (Kissimmee, Fla.)
 \$ Bayer Cropscience Classic (Fresno, Calif.)
 % SD Classic II (San Diego, Calif.)

YEAR-BY-YEAR RESULTS



2013

23-32 (8-15 Big Ten, T9th) (.418 overall)

Kim Maher, head coach

! - LSU Tiger Classic (Baton Rouge, La.)

@ - Hillenbrand Invitational (Tucson, Ariz.)

- Texas A&M Invite (College Station, Texas)

% - CenturyLink Classic (San Marcos, Texas)

^ - Big Ten Tournament (Lincoln, Neb.)

Date	Opponent	Time/Result
2/8!	vs. Hampton	W, 4-0
2/8!	at #10 LSU	L, 1-0
2/9!	vs. #22 North Carolina	L, 2-1 (9)
2/9!	vs. Tulsa	L, 4-1
2/10!	vs. Tulsa	W, 5-0
2/15@	vs. Utah State	W, 2-1
2/15@	vs. Drake	W, 8-5
2/16@	at #16 Arizona	L, 5-4
2/16@	vs. Southern Utah	W, 8-0 (5)
2/17@	vs. Nebraska	L, 4-3
2/22#	vs. Southeastern Louisiana	L, 3-1
2/22#	at #10 Texas A&M	L, 5-1
2/23#	vs. Southeastern Louisiana	W, 6-0
2/23#	at #10 Texas A&M	L, 6-1
2/24#	vs. UTSA	L, 2-1
3/1%	vs. Texas A&M Corpus Christi	W, 3-0
3/1%	at Texas State	W, 4-3 (8)
3/2%	vs. North Texas	W, 6-2
3/2%	vs. Texas A&M Corpus Christi	W, 7-0
3/3%	at Texas State	W, 7-2
3/9	at #20 Baylor	L, 8-0 (6)
3/9	at #20 Baylor	L, 1-0
3/10	at #20 Baylor	L, 4-0
3/12	at Sam Houston State	L, 5-2
3/12	at Sam Houston State	L, 3-2
3/14	at Houston	L, 3-1
3/22	at #14 Michigan	L, 9-0
3/23	at #14 Michigan	L, 13-5
3/23	at #14 Michigan	L, 8-7
3/29	vs. Ohio State	W, 4-2
3/30	vs. Ohio State	W, 8-7 (9)
3/31	vs. Ohio State	L, 5-3 (10)
4/3	at IUPUI	L, 3-2,
4/3	at IUPUI	W, 18-2
4/5	Michigan State	L, 3-2
4/6	Michigan State	W, 7-2
4/7	Michigan State	L, 1-0
4/9	at Loyola	W, 7-4
4/12	at Indiana	W, 7-2
4/13	at Indiana	W, 9-1
4/14	at Indiana	W, 7-3
4/17	at Penn State	L, 8-4
4/17	at Penn State	W, 12-3
4/20	#21 Nebraska	L, 5-2 (9)
4/20	#21 Nebraska	L, 12-2
4/21	#21 Nebraska	W, 6-5
4/24	Valparaiso	W, 4-2
4/26	at Northwestern	L, 6-4
4/27	at Northwestern	L, 4-1
4/28	at Northwestern	L, 6-2
5/3	Iowa	L, 4-3 (9)
5/4	Iowa	L, 2-0 (8)
5/5	Iowa	L, 8-2
5/9^	vs. Michigan State	W, 8-5
5/10^	at #16 Nebraska	L, 3-2



FIELD FACTS & FEATURES

DEVELOPED: 1994

SEASONS: *Entering 18th competitive season*

HOME RECORD: 171-127 (.583)

SITE OF: 1996-2003 Boilermaker Invitational
1996-2005 Fall Classic

DIMENSIONS: 200 feet down the lines, 220 to center

- Batting cages, press box, bullpens, full scoreboard
- Dugouts with individual lockers for each player
- 1,000-seat grandstand behind home plate
- Built-in drainage and sprinkler system
- New sod laid in summer of 2004
- Received the 1997 National Fastpitch Coaches Association/Turfage Grounds Crew Maintenance Award for national field of the year.



RADIO/TELEVISION ROSTER



1 Gabi Brown
Jr., OF, L/R



2 Lexy Moore
Jr., P, L/R



3 CJ Parsons
So., INF, R/R



4 Lauren Grant
Sr., INF, L/L



5 Lexi Valone
So., OF, R/R



6 Sydney Pencek
So., OF, L/R



7 Mary Gooding
So., INF, L/R



8 Kristen Hoppman
Fr., INF, R/R



9 Paris Andrew
So., INF, L/R



10 Lindsey Rains
Sr., OF, L/L



11 Jaelyn Young
Fr., C, R/R



12 Katy McJunkin
Fr., C/UT, R/R



13 Ashley Burkhardt
Jr., INF, L/R



14 Maia Monchek
RS Sr., OF, L/R



15 Andie Varsho
Sr., OF, L/R



17 Michelle Poe
Fr., UT, R/R



21 Alex Whittemore
Jr., P, R/R



22 Tori Chiodo
Sr., INF, L/R



23 Alyssa Koorsen
Jr., INF, L/R



24 MaryBeth Pavlick
Sr., C, R/R



25 Danielle Fletcher
Sr., C, R/R



31 Lilly Fecho
So., P, L/L



Kim Schuette
Head Coach
1st year



Jason Dorey
Asst. Coach
1st year



J. T. Gasso
Asst. Coach
1st year